PEC Pennjersey Environmental Consulting

744 Milford Warren Glen Road Milford, NJ 08848-1647
(908) 329-6060 www.pennjerseyenv.com

May 2, 2016

Hoboken Board of Education
1115 Clinton Street
Hoboken, New Jersey 07030

Attn: Mr. Timothy Calligy

Re: Professional Environmental Consulting Services
Hoboken Board of Education
Wallace Elementary School
1100 Willow Avenue
Hoboken, Hudson County, New Jersey

Dear Mr. Calligy:

1 Introduction

Pennjersey Environmental Consulting (PEC) is pleased to provide Hoboken Board of Education (the Client) with this Letter Report in relation to professional consulting services associated with the drinking water sampling performed at the Wallace Elementary School. The school is located at 1100 Willow Avenue, Hoboken, Hudson County, NJ (the Site). Figure 1 depicts the location of the Site.

As detailed in the *3Ts for Reducing Lead in Drinking Water in Schools: Revised Technical Guidance, United States Environmental Protection Agency (USEPA)*, October 2006:

> "…Children are most susceptible to the effects of lead, because their bodies are still undergoing development. The adverse health effects from lead include reduced IQ and attention span, learning disabilities, poor classroom performance, hyperactivity, behavioral problems, impaired growth, and hearing loss.
>
> There is no federal law requiring testing of drinking water in schools, except for schools that have their own water supply and are thus regulated under the Safe Drinking Water Act (SDWA). The vast majority of public water suppliers do not include schools in their sampling plans because regulations (specifically the Lead and Copper Rule) require sampling of single family dwellings. States and local jurisdictions may, however, establish their own programs for testing drinking water lead levels in schools. EPA suggests that schools implement programs for reducing lead in drinking water as part of the school's overall plan for reducing environmental threats. Safe and healthy school environments foster healthy children, and may improve students' general performance.
>
> Lead most frequently gets into drinking water by leaching from plumbing materials and fixtures as water moves through your school's distribution system. Even though the drinking water you receive from your water supplier meets federal and state standards for lead, your facility may have elevated lead levels due to plumbing materials and water use patterns. Because lead concentrations can change as water moves through the distribution system, the best way to know if a school might have elevated levels of lead in its drinking water is by testing the water in that school. Testing facilitates an evaluation of the plumbing and helps target remediation. It is a key step in understanding the problem, if there is one, and designing an appropriate response.

Lead is a toxic metal that is harmful to human health. Lead has no known value to the human body. The human body cannot tell the difference between lead and calcium, which is a mineral that strengthens the bones. Like calcium, lead remains in the bloodstream and body organs like muscle or brain for a few months. What is not excreted is absorbed into the bones, where it can collect for a lifetime.

Young children, those 6 years and younger, are at particular risk for lead exposure because they have frequent hand-to-mouth activity and absorb lead more easily than do adults. Children's nervous systems are still undergoing development and thus are more susceptible to the effects of toxic agents. Lead is also harmful to the developing fetuses of pregnant women.

No safe blood lead level in children has been determined. Lead can affect almost every organ and system in your body. The most sensitive is the central nervous system (brain), particularly in children. Lead also damages kidneys and the reproductive system. The effects are the same whether it is breathed or swallowed. Low blood levels of lead (those below 10 µg/l) have been associated with reduced IQ and attention span, learning disabilities, poor classroom performance, hyperactivity, behavioral problems, impaired growth, and hearing loss. Very high lead level (blood lead levels above 70 µg/l) can cause severe neurological problems such as coma, convulsions, and even death. The only method to determine a child's lead level is for them to have a blood lead test done by a health provider.

The degree of harm from lead exposure depends on a number of factors including the frequency, duration, and dose of the exposure(s) and individual susceptibility factors (e.g., age, previous exposure history, nutrition, and health). In addition, the degree of harm depends on one's total exposure to lead from all sources in the environment - air, soil, dust, food, and water. Lead in drinking water can be a significant contributor to overall exposure to lead, particularly for infants whose diet consists of liquids made with water, such as baby food, juice, or formula.

Most lead gets into drinking water after the water leaves the local well or treatment plant and comes into contact with plumbing materials containing lead. These include lead pipe and lead solder (commonly used until 1986) as well as faucets, valves, and other components made of brass. The physical/chemical interaction that occurs between the water and plumbing is referred to as corrosion. The extent to which corrosion occurs contributes to the amount of lead that can be released into the drinking water.

The critical issue is that even though your public water supplier may deliver water that meets all federal and state public health standards for lead, you may end up with too much lead in your drinking water because of the plumbing in your facility. The potential for lead to leach into water can increase the longer the water remains in contact with lead in plumbing. As a result, facilities with intermittent water use patterns, such as schools, may have elevated lead concentrations. Testing drinking water in schools is important because children spend a significant portion of their day in these facilities and are likely to consume water while they are there. That is why testing water from your drinking water outlets for lead is so important. Drinking water outlets are locations where water may be used for consumption, such as a drinking fountain, water faucet, or tap."

2 Task A: Develop Plumbing Profiles / Sampling Plan

Representatives of PEC conducted a site visit on March 31, 2016 to develop a sampling plan and plumbing profile and were escorted throughout the facility by Mr. David Rivera. During the site visit, PEC observed and documented all bubblers, water coolers, faucets and coffee makers on site which were visible and made known to PEC. Sampling locations were then prioritized based on the USEPA recommendations. Sample locations included the following priority locations:

- Water Coolers,

- Water Bubbler,
- Coffee Machine,
- Kitchen and Teachers Room Faucets, and
- Representative Samples of Bottle Water Dispensers

During the site visit, PEC's representatives were shown the water main inlet in the General Storage Room (Room B10) in the basement of the building. The water main inlet had a sampling port located just past the water meter. A separate inlet sample (Wa-043A) was collected for the trailers on site. The water main and other site features are depicted on Figures 2 through 6.

PEC was informed by the custodial staff that the Client began providing bottled drinking water to all students, faculty and staff pending the drinking water sampling results starting on April 4th, 2016.

A series of site plans were provided by the Client, however no plumbing plans were provided for the building. PEC conducted an interview with Mr. Rivera in an attempt to gain a better understanding of the background of the property and the facility plumbing profile. The interview questions were consistent with the USEPA "3T's for Reducing Lead in Drinking Water in Schools." Mr. Rivera's answers have been included in Attachment A.

As per the USEPA guidance, PEC contacted the local water provider, Hoboken Water Services, to obtain information regarding the water being supplied to the Site. Hoboken water services is a partnership between SUEZ and the City of Hoboken. A copy of the latest Consumer Confidence Report[1] (CCR) is included as Attachment B. In speaking with the water provider, PEC was informed that there have been no recent or historic water quality violations. Representatives of the water provider stated that Hoboken Water Services does not have complete records available regarding the plumbing system and possible use of lead piping. They did confirm that lead piping has been known to be used in the municipal water system based on previous experiences. Water main lines in Hoboken are owned by the City of Hoboken while all facility connections are owned by the end-user facility itself. PEC was not provided with any records pertaining to the facility's connection to the main line. A copy of a telephone memorandum documenting the conversation with Hoboken Water Services is included as Attachment C.

The water provider reportedly utilizes a phosphate based treatment system to control the corrosivity of the water, which in turn sequesters the lead in the overall system. At low levels, the phosphates react with lead to form an insoluble coating on the internal surfaces of the distribution system. Once this coating is formed, observed lead levels in the drinking water typically drop rapidly. This effect can be maintained by continued metering of phosphates into the system[2]. USEPA requires lead monitoring by water providers in three-year monitoring periods. PEC reviewed lead data from January 1, 2001 to December 31, 2015. The ninetieth percentile of each of the four monitoring periods was below the standard of 15 micrograms per liter (µg/l or parts per billion, ppb) lead. The ninetieth percentile is a representation of data for which ninety percent of the sample results are less than that value. The ninetieth percentile is used by public water systems as a compliance evaluation and is not specifically applicable to school facilities. A copy of the NJDEP Drinking Water Watch Report has been included as Attachment D.

There is a commercial bottled water dispenser located on-site. PEC obtained and reviewed data from Poland Spring's 2015 Water Analysis Report which is included as Attachment E.

[1] http://www.mysuezwater.com/sites/default/files/w_h16_hoboken.pdf
[2] http://orendatech.com/wp-content/uploads/2014/02/Potable-Water-Treatment-phosphates.pdf

3 Drinking Water Sampling

PEC developed a Site Investigation Workplan/Quality Assurance Project Plan (SIW/QAPP) to govern the sampling activities. A copy of the SIW/QAPP is presented as Attachment F.

PEC returned to the Site on Friday April 8, 2016 to conduct the drinking water sampling. As per the USEPA guidance document, PEC collected the first (initial) draw sample before any water was used within the building, while maintaining the eight to eighteen-hour window for the school's water system to not be used prior to sampling. The samples were collected from the top floor to the bottom floor, with samples being collected as far away from the main as possible to minimize flushing of the system.

Each of the water samples was collected in 250 milliliters (mL) volume plastic sample containers preserved with nitric acid as provided by the laboratory and analyzed for lead via USEPA analytical method 200.8. The water samples were collected in accordance with the USEPA and New Jersey Department of Environmental Protection (NJDEP) guidance. The samples were placed in a chilled cooler (4°C) and submitted to a TestAmerica of Edison, NJ (NJDEP certification number 12028). A standard chain of custody (COC) was used to document the samples collected. A custody seal was used to insure sample security during transportation of the sample shuttle to the analytical laboratory.

Based on PEC's site survey determined sampling locations based on regularly used utilities. All functional water coolers and bubblers were samples. Locations that contained evidence of regular use, such as a faucet adjacent to a coffee machine, were sampled as well. Faucets located in kitchen and food preparation rooms were also sampled. Nurse's room faucets could not be sampled due to access issues. Faucets within the trailers on site were also sampled.

- Three sample locations (six samples-Wa-028, Wa-039, Wa-008, Wa-018, Wa-038, and Wa-039) were chosen as representative samples from bottled water dispensers on the basement and third floors. Both hot and cold water samples were collected from each location.

- A total of 22 water bubbler samples were collected from the facility. PEC sampled every water bubbler in the school except for those that were inoperable at the time of the sampling event.

- A total of four water cooler samples were collected. Samples Wa-040, Wa-042, Wa-044, and Wa-046 were collected from water coolers located within trailer rooms 001, 002, 003, and 004 respectively.

- Nine samples were collected from faucets throughout the facility. Samples were collected from prioritized locations including those listed above. Samples from bathrooms, locker rooms or slop sinks were not collected as they of irregular use.

- Sample Wa-036 was collected in association with the water main inlet for the main building. This location was flushed for approximately 3.5 minutes before the sample was collected. No temperature change was noted while flushing. In addition to lead, this sample was also submitted to TestAmerica for Langelier Index. PEC collected field measurements using a NJ certified YSI 556 water quality meter. The inlet water had a temperature of 12.88ºC and pH of 8.46. These parameters were supplied to TestAmerica for inclusion in the Langelier Index.

- Sample Wa-043A was collected in association with the water inlet for the trailers. This location was flushed for approximately 3.5 minutes before the sample was collected. No temperature change was noted while flushing. In addition to lead, this sample was also submitted to TestAmerica for Langelier Index. PEC collected field measurements using a NJ certified YSI 556 water quality meter. The inlet water had a temperature of 16.62ºC and pH of 8.25. These parameters were supplied to TestAmerica for inclusion in the Langelier Index.

A total of 44 samples were submitted to TestAmerica for analysis. Forty-two of the samples were first draw samples which were analyzed for lead with the other two samples (Wa-036 and Wa-043A) being flush samples representative of the inlet water for the main building and trailer which were analyzed for Langelier Index in addition to Lead.

Sample locations are provided in Figure 7 through 11. A Site Sampling Summary is included as Table 1 and an analytical summary is included as Table 2. A copy of the laboratory report has been included as Attachment G.

4 Analytical Summary

Samples collected at the facility were compared to the USEPA school action level of 20 µg/l. PEC based additional recommendation and actions based on a comparison to this level. PEC also compared the analytical results to the public water system trigger action level of 15 µg/l, but will not take action if results only exceed this level. As presented in the *3Ts for Reducing Lead in Drinking Water in Schools: Revised Technical Guidance, United States Environmental Protection Agency (USEPA)*, October 2006:

> **PUBLIC WATER SUPPLY TESTING VS. TESTING AT SCHOOLS**
> (15 ppb vs 20 ppb)
>
> - It is important to note that the lead testing protocol used by public water systems is aimed at identifying system-wide problems rather than problems at outlets in individual buildings. Moreover, the protocols for sample size and sampling procedures are different. Under the LCR for public water systems, a lead action level of 15 parts per billion (ppb) is established for 1 liter samples taken by public water systems at high-risk residences. If more than 10 percent of the samples at residences exceed 15 ppb, system-wide corrosion control treatment may be necessary. The 15 ppb action level for public water systems is therefore a trigger for treatment rather than an exposure level.
> - EPA recommends that schools collect 250 mL first-draw samples (i.e., samples of stagnant water before any flushing or use occurs) from water fountains and other outlets used for consumption, and that the water fountains and/or outlets be taken out of service if the lead level exceeded 20 ppb. The sample was designed to pinpoint specific fountains and outlets that require remediation (e.g. water cooler replacement). The school sampling protocol maximizes the likelihood that the highest concentrations of lead are found because the first 250 mL are analyzed for lead after overnight stagnation.

Lead results ranged from non-detect to 197 µg/l in sample Wa-036, which is above the EPA School Action Level (µg/l).

The ninetieth percentile of the first draw samples is 25.8 µg/l which is above both the action level of public water systems of 15 µg/l and the USEPA school action level of 20 µg/l. The school water dispensing units exhibited an average lead concentration of 4.2 µg/l. Sample Wa-036 was analyzed for Langelier Index which resulted in a value of -0.25. Sample Wa-043A was analyzed for Langelier Index which resulted in a value of -0.34. Negative values tend to be corrosive in the distribution system although a Langelier index in the range of -1 to +1 has low corrosion impact on the distribution system[3].

A Site Sampling Summary is included as Table 1 while analytical results are included in Table 2. Table 3 below summarizes the findings of the lead testing results throughout the building.

[3] http://www.env.gov.nl.ca/env/waterres/quality/drinkingwater/langlier.html

Table 3 – Site Sampling Results Summary

Client ID	Public Water Systems Action Level (ug/l)	Federal & NJ Drinking Water Standard (ug/l)	Wa-001	Wa-002	Wa-003	Wa-004	Wa-006	Wa-007	Wa-008
Sampling Date			4/8/2016	4/8/2016	4/8/2016	4/8/2016	4/8/2016	4/8/2016	4/8/2016
Unit			ug/l	ug/l	ug/l	ug/l	ug/l	ug/l	ug/l
METALS-WATER			Result	Result	Result	Result	Result	Result	Result
WATER BY 200.8(UG/L)									
Lead	15	20	0.44 J	0.37 J	1.2 J	1.1 J	0.74 J	0.42 J	< 2.5

J : Result is less than the RL but greater than or equal to the MDL and the concentration is an approximate value.

Bold text indicates exceedance of the Federal & NJ Public Water System Action Level

Highlighted text indicates exceedance of the EPA School Action Level

Wa-009	Wa-010	Wa-011	Wa-012	Wa-013	Wa-014	Wa-015
4/8/2016	4/8/2016	4/8/2016	4/8/2016	4/8/2016	4/8/2016	4/8/2016
ug/l	ug/l	ug/l	ug/l	ug/l	ug/l	ug/l
Result	Result	Result	Result	Result	Result	Result
2.0 J	1.7 J	0.61 J	1.9 J	**25.8**	3.9	**34.2**

Wa-018	Wa-019	Wa-020	Wa-021	Wa-022	Wa-023	Wa-024
4/8/2016	4/8/2016	4/8/2016	4/8/2016	4/8/2016	4/8/2016	4/8/2016
ug/l	ug/l	ug/l	ug/l	ug/l	ug/l	ug/l
Result	Result	Result	Result	Result	Result	Result
< 2.5	0.86 J	1.8 J	0.48 J	0.27 J	2.2 J	**26.3**

Wa-025	Wa-026	Wa-027	Wa-028	Wa-029	Wa-030	Wa-031
4/8/2016	4/8/2016	4/8/2016	4/8/2016	4/8/2016	4/8/2016	4/8/2016
ug/l	ug/l	ug/l	ug/l	ug/l	ug/l	ug/l
Result	Result	Result	Result	Result	Result	Result
5.2	1.1 J	**33.0**	< 2.5	2.5	2.2 J	4.1

Wa-032	Wa-033	Wa-034	Wa-035	Wa-036	Wa-037	Wa-038
4/8/2016	4/8/2016	4/8/2016	4/8/2016	4/8/2016	4/8/2016	4/8/2016
ug/l	ug/l	ug/l	ug/l	ug/l	ug/l	ug/l
Result	Result	Result	Result	Result	Result	Result
2.1 J	1.0 J	7.2	4.1	**197**	< 2.5	< 2.5

Wa-039	Wa-040	Wa-041	Wa-042	Wa-043	Wa-044	Wa-045
4/8/2016	4/8/2016	4/8/2016	4/8/2016	4/8/2016	4/8/2016	4/8/2016
ug/l	ug/l	ug/l	ug/l	ug/l	ug/l	ug/l
Result	Result	Result	Result	Result	Result	Result
< 2.5	1.4 J	1.2 J	0.22 J	1.2 J	0.49 J	1.6 J

Wa-046	Wa-047	Dup-004	Wa-043A	FB20160408
4/8/2016	4/8/2016	4/8/2016	4/8/2016	4/8/2016
ug/l	ug/l	ug/l	ug/l	ug/l
Result	Result	Result	Result	Result
0.21 J	0.80 J	0.32 J	0.25 J	< 2.5

For quality control purposes one field and duplicate sample were collected on this day. Dup-004 was collected from this location, along with a field blank.

5 Recommendations

Based upon the results of the April 5, 2016 drinking water sampling event for lead, PEC recommends follow-up flush sampling be conducted of the water main inlet (sample location Wa-036). The follow-up testing is

recommended due to the lead level detected (197 µg/l) during the initial draw sampling. Four additional samples (Wa-013, Wa-015, Wa-024 and Wa-027) exhibited a lead concentration in excess of the EPA School Action Level as outlined above. Based upon the results of this sampling event, PEC recommends taking these units immediately offline and/or conduct follow-up flush sampling to re-test this location pursuant to USEPA guidance.

6 Closing

The following Attachments are included and complete this letter report:

Figures:

- Figure 1-School Location Map
- Figure 2-Utility Location Map-Third Floor
- Figure 3-Utility Location Map-Second Floor
- Figure 4-Utility Location Map-First Floor
- Figure 5-Utility Location Map-Basement Floor
- Figure 6-Utility Location Map-Trailer Floor
- Figure 7-Sample Location and Lead Drinking Water Results Map-Third Floor
- Figure 8-Sample Location and Lead Drinking Water Results Map-Second Floor
- Figure 9-Sample Location and Lead Drinking Water Results Map-First Floor
- Figure 10-Sample Location and Lead Drinking Water Results Map-Basement Floor
- Figure 11-Sample Location and Lead Drinking Water Results Map-Trailer Floor

Tables:

- Table 1 -Site Sampling Summary
- Table 2 -Drinking Water Analytical Results

Attachments:

- Attachment A – Plumbing Profile Questionnaire
- Attachment B – Hoboken 2015 Consumer Confidence Report
- Attachment C – Telephone Memo
- Attachment D – NJDEP Drinking Water Watch Report
- Attachment E – Poland Spring 2015 Water Quality Report
- Attachment F – SIW /QAPP
- Attachment G – Laboratory Data Package

Thank you for your attention to this matter. Should you have any questions or comments, please feel free to contact me at (908) 329-6060 or bmusser@pennjerseyenv.com.

Sincerely yours,
Pennjersey Environmental Consulting

Bradley D. Musser
Project Manager

William P. Call, P.G., LSRP
Vice President

Enc

FIGURES

School Location Map		Hoboken Board of Education Drinking Water Sampling	Pennjersey Environmental Consulting
Scale: Not To Scale	Figure: 1		
May 2016			

Pennjersey Environmental Consulting
744 Milford Warren Glen Road
Milford, NJ 08848-1647
(908) 329-6060
www.pennjerseyenv.com

TABLES

Sample ID#	Laboratory ID#	Floor	Room	Utility	Analytical
Wallace					
Wa-001	460-111911-1	3	324	Bubbler	Pb
Wa-002	460-111911-2	3	324	Bubbler	Pb
Wa-003	460-111911-3	3	324	Bubbler	Pb
Wa-004	460-111911-4	3	324	Bubbler	Pb
Wa-005	Sample Not Collected-Inoperable Utility				
Wa-006	460-111911-5	3	322B	Faucet	Pb
Wa-007	460-111911-6	3	324	Bubbler	Pb
Wa-008	460-111911-7	3	602	Bottled Water Dispenser-Cold	Pb
Wa-009	460-111911-8	2	228	Bubbler	Pb
Wa-010	460-111911-9	2	228	Bubbler	Pb
Wa-011	460-111911-10	2	228	Bubbler	Pb
Wa-012	460-111911-11	2	228	Bubbler	Pb
Wa-013	460-111911-12	2	Outside 511	Bubbler	Pb
Wa-014	460-111911-13	2	222B	Faucet	Pb
Wa-015	460-111911-14	2	228	Bubbler	Pb
Wa-016	Sample Not Collected-Access Not Provided				
Wa-017	Sample Not Collected-Access Not Provided				
Wa-018	460-111911-15	3	602	Bottled Water Dispenser-Hot	Pb
Wa-019	460-111911-16	1	117	Bubbler	Pb
Wa-020	460-111911-17	1	117	Bubbler	Pb
Wa-021	460-111911-18	1	117	Bubbler	Pb
Wa-022	460-111911-19	1	117	Bubbler	Pb
Wa-023	460-111911-20	1	105	Bubbler	Pb
Wa-024	460-111911-21	1	138	Bubbler	Pb
Wa-025	460-111911-22	1	103	Bubbler	Pb
Wa-026	460-111911-23	1	127	Faucet	Pb
Wa-027	460-111911-24	1	117	Bubbler	Pb
Wa-028	460-111911-25	Basement	B01	Bottled Water Dispenser-Hot	Pb
Wa-029	460-111911-26	Basement	B80	Bubbler	Pb
Wa-030	460-111911-27	Basement	B80	Bubbler	Pb
Wa-031	460-111911-28	Basement	B38	Faucet	Pb
Wa-032	460-111911-29	Basement	B46	Faucet	Pb
Wa-033	460-111911-30	Basement	B46	Faucet	Pb
Wa-034	460-111911-31	Basement	B38	Coffee Machine	Pb
Wa-035	460-111911-32	Basement	Outside B22	Bubbler	Pb
Wa-036	460-111911-33	Basement	B10	Inlet	Pb; Langelier Index
Wa-037	460-111911-34	Basement	B01	Bottled Water Dispenser-Cold	Pb
Wa-038	460-111911-35	Basement	B38	Bottled Water Dispenser-Hot	Pb
Wa-039	460-111911-36	Basement	B38	Bottled Water Dispenser-Cold	Pb
Wa-040	460-111911-37	Trailer	001	Water Cooler	Pb
Wa-041	460-111911-38	Trailer	001	Faucet	Pb
Wa-042	460-111911-39	Trailer	002	Water Cooler	Pb
Wa-043	460-111911-40	Trailer	002	Faucet	Pb
Wa-043A	460-111911-47	Trailer	002	Inlet	Pb; Langelier Index
Wa-044	460-111911-41	Trailer	003	Water Cooler	Pb
Wa-045	460-111911-42	Trailer	003	Faucet	Pb
Wa-046	460-111911-43	Trailer	004	Water Cooler	Pb
Wa-047	460-111911-44	Trailer	004	Faucet	Pb
QA/QC					
Dup-004	460-111911-45	3	324	Bubbler	Pb
FB-20160408	460-111911-46	-	-	-	Pb

LEGEND:

Pb -Lead

Client ID	Federal & NJ Public Water System Action Level (ugl)	EPA School Action Level (ugl)	Wa-001			Wa-002			Wa-003			Wa-004			Wa-006		
Lab Sample ID			460-111911-1			460-111911-2			460-111911-3			460-111911-4			460-111911-5		
Sampling Date			04/08/2016 04:20:00			04/08/2016 04:20:00			04/08/2016 04:19:00			04/08/2016 04:21:00			04/08/2016 04:20:00		
Matrix			Water			Water			Water			Water			Water		
Unit			ug/l			ug/l			ug/l			ug/l			ug/l		
METALS-WATER			Result	Q	RL	Result	Q	RL	Result	Q	RL	Result	Q	RL	Result	Q	RL
WATER BY 200.8																	
Lead	15	20	0.44	J	2.5	0.37	J	2.5	1.2	J	2.5	1.1	J	2.5	0.74	J	2.5

Client ID	Federal & NJ Public Water System Action Level (ugl)	EPA School Action Level (ugl)	Wa-007			Wa-008			Wa-009			Wa-010			Wa-011		
Lab Sample ID			460-111911-6			460-111911-7			460-111911-8			460-111911-9			460-111911-10		
Sampling Date			04/08/2016 04:25:00			04/08/2016 05:12:00			04/08/2016 04:26:00			04/08/2016 04:26:00			04/08/2016 04:27:00		
Matrix			Water			Water			Water			Water			Water		
Unit			ug/l			ug/l			ug/l			ug/l			ug/l		
METALS-WATER			Result	Q	RL	Result	Q	RL	Result	Q	RL	Result	Q	RL	Result	Q	RL
WATER BY 200.8																	
Lead	15	20	0.42	J	2.5		U	2.5	2.0	J	2.5	1.7	J	2.5	0.61	J	2.5

Client ID	Federal & NJ Public Water System Action Level (ugl)	EPA School Action Level (ugl)	Wa-012			Wa-013			Wa-014			Wa-015			Wa-018		
Lab Sample ID			460-111911-11			460-111911-12			460-111911-13			460-111911-14			460-111911-15		
Sampling Date			04/08/2016 07:27:00			04/08/2016 04:29:00			04/08/2016 04:32:00			04/08/2016 04:30:00			04/08/2016 05:12:00		
Matrix			Water			Water			Water			Water			Water		
U: Indicates the			ug/l			ug/l			ug/l			ug/l			ug/l		
METALS-WATER			Result	Q	RL	Result	Q	RL	Result	Q	RL	Result	Q	RL	Result	Q	RL
WATER BY 200.8																	
Lead	15	20	1.9	J	2.5	**25.8**		2.5	3.9		2.5	**34.2**		2.5		U	2.5

Client ID	Federal & NJ Public Water System Action Level (ugl)	EPA School Action Level (ugl)	Wa-019			Wa-020			Wa-021			Wa-022			Wa-023		
Lab Sample ID			460-111911-16			460-111911-17			460-111911-18			460-111911-19			460-111911-20		
Sampling Date			04/08/2016 04:36:00			04/08/2016 04:26:00			04/08/2016 04:33:00			04/08/2016 04:33:00			04/08/2016 04:40:00		
Matrix			Water			Water			Water			Water			Water		
Unit			ug/l			ug/l			ug/l			ug/l			ug/l		
METALS-WATER			Result	Q	RL	Result	Q	RL	Result	Q	RL	Result	Q	RL	Result	Q	RL
WATER BY 200.8																	
Lead	15	20	0.86	J	2.5	1.8	J	2.5	0.48	J	2.5	0.27	J	2.5	2.2	J	2.5

J : Result is less than the RL but greater than or equal to the MDL and the concentration is an approximate value.

U : Indicates the analyte was analyzed for but not detected.

Bold text indicates exceedance of the Federal & NJ Public Water System Action Level

Highlighted text indicates exceedance of the EPA School Action Level

Client ID	Federal & NJ Public Water System Action Level (ugl)	EPA School Action Level (ugl)	Wa-024			Wa-025			Wa-026			Wa-027			Wa-028		
Lab Sample ID			460-111911-21			460-111911-22			460-111911-23			460-111911-24			460-111911-25		
Sampling Date			04/08/2016 04:37:00			04/08/2016 04:35:00			04/08/2016 04:38:00			04/08/2016 04:38:00			04/08/2016 05:16:00		
Matrix			Water			Water			Water			Water			Water		
Unit			ug/l			ug/l			ug/l			ug/l			ug/l		
METALS-WATER			Result	Q	RL	Result	Q	RL	Result	Q	RL	Result	Q	RL	Result	Q	RL
WATER BY 200.8																	
Lead	15	20	**26.3**		2.5	5.2		2.5	1.1	J	2.5	**33.0**		2.5		U	2.5

Client ID	Federal & NJ Public Water System Action Level (ugl)	EPA School Action Level (ugl)	Wa-029			Wa-030			Wa-031			Wa-032			Wa-033		
Lab Sample ID			460-111911-26			460-111911-27			460-111911-28			460-111911-29			460-111911-30		
Sampling Date			04/08/2016 04:42:00			04/08/2016 04:44:00			04/08/2016 05:09:00			04/08/2016 05:17:00			04/08/2016 05:42:00		
Matrix			Water			Water			Water			Water			Water		
Unit			ug/l			ug/l			ug/l			ug/l			ug/l		
METALS-WATER			Result	Q	RL	Result	Q	RL	Result	Q	RL	Result	Q	RL	Result	Q	RL
WATER BY 200.8																	
Lead	15	20	2.5		2.5	2.2	J	2.5	4.1		2.5	2.1	J	2.5	1.0	J	2.5

Client ID	Federal & NJ Public Water System Action Level (ugl)	EPA School Action Level (ugl)	Wa-034			Wa-035			Wa-036			Wa-037			Wa-038		
Lab Sample ID			460-111911-31			460-111911-32			460-111911-33			460-111911-34			460-111911-35		
Sampling Date			04/08/2016 05:00:00			04/08/2016 04:45:00			04/08/2016 05:20:00			04/08/2016 05:16:00			04/08/2016 05:05:00		
Matrix			Water			Water			Water			Water			Water		
Unit			ug/l			ug/l			ug/l			ug/l			ug/l		
METALS-WATER			Result	Q	RL	Result	Q	RL	Result	Q	RL	Result	Q	RL	Result	Q	RL
WATER BY 200.8																	
Lead	15	20	7.2		2.5	4.1		2.5	**197**		2.5		U	2.5		U	2.5

Client ID	Federal & NJ Public Water System Action Level (ugl)	EPA School Action Level (ugl)	Wa-039			Wa-040			Wa-041			Wa-042			Wa-043		
Lab Sample ID			460-111911-36			460-111911-37			460-111911-38			460-111911-39			460-111911-40		
Sampling Date			04/08/2016 05:10:00			04/08/2016 05:35:00			04/08/2016 05:40:00			04/08/2016 05:34:00			04/08/2016 04:34:00		
Matrix			Water			Water			Water			Water			Water		
Unit			ug/l			ug/l			ug/l			ug/l			ug/l		
METALS-WATER			Result	Q	RL	Result	Q	RL	Result	Q	RL	Result	Q	RL	Result	Q	RL
WATER BY 200.8																	
Lead	15	20		U	2.5	1.4	J	2.5	1.2	J	2.5	0.22	J	2.5	1.2	J	2.5

J : Result is less than the RL but greater than or equal to the MDL and the concentration is an approximate value.

U : Indicates the analyte was analyzed for but not detected.

Bold text indicates exceedance of the Federal & NJ Public Water System Action Level

Highlighted text indicates exceedance of the EPA School Action Level

Client ID	Federal & NJ Public Water System Action Level (ugl)	EPA School Action Level (ugl)	Wa-044			Wa-045			Wa-046			Wa-047			Dup-004		
Lab Sample ID			460-111911-41			460-111911-42			460-111911-43			460-111911-44			460-111911-45		
Sampling Date			04/08/2016 05:40:00			04/08/2016 05:40:00			04/08/2016 05:42:00			04/08/2016 05:42:00			04/08/2016 00:00:00		
Matrix			Water			Water			Water			Water			Water		
Unit			ug/l			ug/l			ug/l			ug/l			ug/l		
METALS-WATER			Result	Q	RL	Result	Q	RL	Result	Q	RL	Result	Q	RL	Result	Q	RL
WATER BY 200.8																	
Lead	15	20	0.49	J	2.5	1.6	J	2.5	0.21	J	2.5	0.80	J	2.5	0.32	J	2.5

Client ID	Federal & NJ Public Water System Action Level (ugl)	EPA School Action Level (ugl)	FB20160408			Wa-043A		
Lab Sample ID			460-111911-46			460-111911-47		
Sampling Date			04/08/2016 06:00:00			04/06/2016 05:49:00		
Matrix			Water			Water		
Unit			ug/l			ug/l		
METALS-WATER			Result	Q	RL	Result	Q	RL
WATER BY 200.8								
Lead	15	20		U	2.5	0.25	J	2.5

J : Result is less than the RL but greater than or equal to the MDL and the concentration is an approximate value.
U : Indicates the analyte was analyzed for but not detected.
Bold text indicates exceedance of the Federal & NJ Public Water System Action Level
Highlighted text indicates exceedance of the EPA School Action Level

Client ID	Federal & NJ Public Water System Action Level	Wa-036			Wa-043A		
Lab Sample ID		460-111911-33			460-111911-47		
Sampling Date		04/08/2016 05:20:00			04/06/2016 05:49:00		
Matrix		Water			Water		
WETCHEM-WATER		Result	Q	RL	Result	Q	RL
WATER BY 203							
Langelier Index (none)		-0.25			-0.34		
WATER BY SM 2320B							
Alkalinity (mg/l)		30.1		5.0	34.1		5.0
Bicarbonate Alkalinity as CaCO3 (mg/l)		30.1		5.0	34.1		5.0
Carbonate Alkalinity as CaCO3 (mg/l)			U	5.0		U	5.0
Hydroxide Alkalinity (mg/l)			U	5.0		U	5.0
WATER BY SM 2540C							
Total Dissolved Solids (mg/l)	500	215		10.0	219		10.0
WATER BY 6010C(UG/L)							
Calcium		20100		5000	20800		5000
WATER BY SM 2340B(MG/L)							
Calcium hardness as calcium carbonate		50.2		12.5	51.9		12.5

U: Indicates the analyte was analyed for but not detected

ATTACHMENTS

Attachment A-Plumbing Profile Questionnaire

Wallace Elementary School
Answers were provided by David Rivera to the best of his knowledge on 3/31/2016

Appendix I – Plumbing Profile Questionnaire

This questionnaire is designed to assist with the determination of whether or not lead is likely to be a problem in your facility, and will enable you to prioritize your sampling effort. A separate plumbing profile may be needed for each building, addition, or wing of your facility, especially if the construction took place at different times. Some of the questions in this questionnaire may not apply to your facility for various reasons. Skip those questions that do not apply. For a discussion of this questionnaire and interpretation of possible answers, please see Chapter 3 of the document.

Plumbing Profile Questions	Answers
1. When was the original building constructed? Were any buildings or additions added to the original facility? If so, complete a separate plumbing profile for each building, addition, or wing.	Constructed in 1972 and is assumed to be all original, unsure of trailer addition year
2. If built or repaired since 1986, were lead-free plumbing and solder used in accordance with the lead-free requirements of the 1986 Safe Drinking Water Act Amendments? What type of solder has been used?	Original plumbing
3. When were the most recent plumbing repairs made (note locations)?	Small typical plumbing repairs in summer
4. With what materials is the service connection (the pipe that carries water to the school from the public water system's main in the street) made? Note the location where the service connection enters the building and connects to the interior plumbing.	No Knowledge

5. Specifically, what are the potable water pipes made of in your facility (note the locations)? • Lead • Plastic • Galvanized Metal • Cast Iron • Copper • Other Note the location of the different types of pipe, if applicable, and the direction of water flow through the building. Note the areas of the building that receive water first, and which areas receive water last.	No Knowledge
6. Do you have tanks in your plumbing system (pressure tanks, gravity storage tanks)? Note the location of any tanks, and any available information about the tank; e.g., manufacturer, date of installation.	Tanks associated with hot water furnace
7. Was lead solder used in your plumbing system? Note the locations with lead solder.	No Knowledge
8. Are brass fittings, faucets, or valves used in your drinking water system? (Note: Most faucets are brass on the inside.) You may want to note the locations on a map or diagram of your facility and make extensive notes that would facilitate future analysis of lead sample results.	No Knowledge

9. How many of the following outlets provide water for consumption? Note the locations. • Water Coolers • Bubblers • Ice Makers • Kitchen Taps • Drinking Fountains or Taps	Locations included on figure
10. Has your school checked the brands and models of water coolers and compared them to the listing of banned water coolers in Appendix E of this document? Note the locations of any banned coolers.	No banned water coolers
11. Do outlets that provide drinking water have accessible screens or aerators? (Standard faucets usually have screens. Many coolers and bubblers also have screens.) Note the locations.	Not present
12. Have these screens been cleaned? Note the locations.	N/A

13. Can you detect signs of corrosion, such as frequent leaks, rust-colored water, or stained dishes or laundry? Note the locations.	No
14. Is any electrical equipment grounded to water pipes? Note the locations.	No
15. Have there been any complaints about bad (metallic) taste? Note the locations.	No

16. Check building files to determine whether any water samples have been taken from your building for any contaminants (also check with your public water supplier). • Name of contaminant(s)? • What concentrations of these contaminants were found? • What was the pH level of the water? • Is testing done regularly at your facility?	No Knowledge
17. Other plumbing questions: • Are blueprints of the building available? • Are there known plumbing "dead-ends," low use areas, existing leaks or other "problem areas"? • Are renovations being planned for part or all of the plumbing system?	No Knowledge

Attachment B-Hoboken 2015 Consumer Confidence Report

your water quality information

consumer confidence report

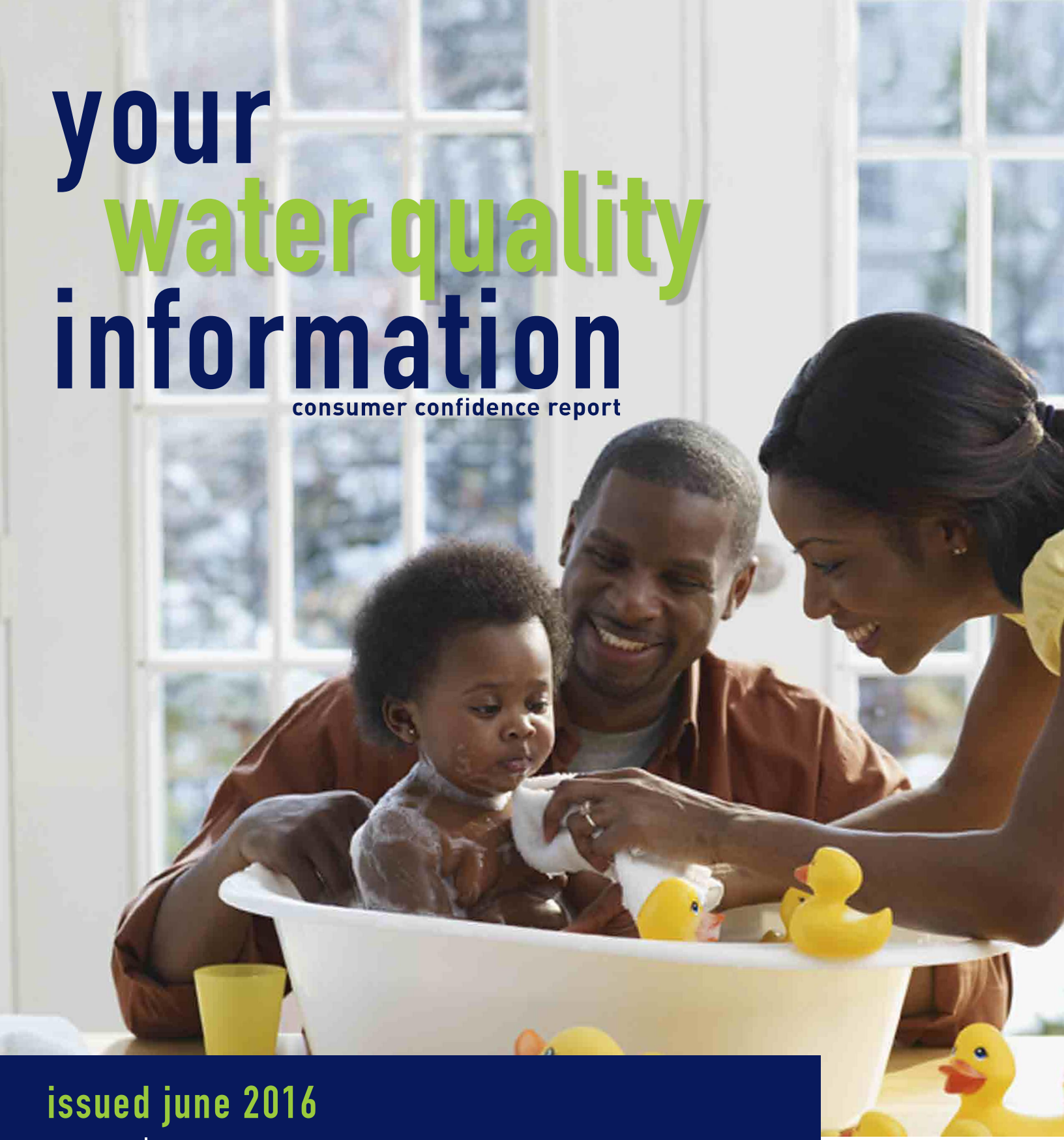

issued june 2016

SUEZ | Hoboken Water Services

PWSID # NJ0905001

This report contains important information about your drinking water.
Este informe contiene información muy importante sobre su agua potable.
Tradúzcalo ó hable con alguien que lo entienda bien.

suez

our commitment to you

"We take great pride in our ability to provide you with drinking water that meets or surpasses all state and federal standards."

Dear Customer,

Hoboken Water Services is a partnership between SUEZ and the City of Hoboken. SUEZ, as contract operator, provides the day to day management of the water system. These organizations work together to provide you with water that meets—and often surpasses— all the health and safety standards set by the United States Environmental Protection Agency (EPA) and the New Jersey Department of Environmental Protection (NJDEP).

We regularly test water samples to be sure that your water meets the safety standards. All the test results are on file with the NJDEP, the agency that monitors and regulates drinking water quality in our state. The EPA and the NJDEP establish these regulations. They also require water suppliers to provide a Consumer Confidence Report (CCR) to customers on an annual basis.

This CCR contains important information about your drinking water. Please read it carefully and feel free to call us at 800-422-0141 if you have any questions about your water or your water service. In addition, you can write to us at 69 DeVoe Place, Hackensack, NJ 07601. You can also call the EPA Safe Drinking Water Hotline at 800.426.4791 with water-related questions. If you have specific questions about your water as it relates to your personal health, we suggest that you contact your health care provider. For more information about SUEZ see our website www.mysuezwater.com.

Sincerely,



Chris Riat
Senior Director, Contract Operations

about your water supply

The Jersey City Water System, operated by SUEZ, supplies water to customers in Jersey City and Hoboken. Your water comes from the Jersey City Reservoir at Boonton and the Split Rock Reservoir in Rockaway Township. The source for this water is a 120 square mile watershed that drains into these two reservoirs. Combined these two reservoirs can store 11.3 billion gallons of water.

The Jersey City Water Treatment Plant purifies about 50 million gallons of water a day on average and can treat up to 80 million gallons a day during peak periods. Purified water moves by gravity through 23 miles of aqueduct and 300 miles of water mains. From time to time, you may receive water from the North Jersey District Water Supply Commission, the Passaic Valley Water Commission, or the City of Newark or SUEZ New Jeresey Operations when routine maintenance is performed on the plant, aqueduct and mains.

where does your water come from?

Your water comes from the Jersey City Reservoir at Boonton as well as the Split Rock Reservoir in Rockaway Township. The reservoirs are located in Morris County and cover nearly 2,000 acres. The Jersey City Reservoir is 800 square acres and holds 8 billion gallons of water. The source for this water body is a 120 square mile watershed – the region draining into a river, river system, or other body of water. The Split Rock Reservoir is a 3 mile long "reserve" reservoir that holds 3.3 billion gallons of water.

sodium information

SUEZ routinely monitors the drinking water to ensure that it meets the standards set by United States Environmental Protection Agency (EPA) and the New Jersey Division of Environmental Protection (DEP). While the EPA does not have a maximum level for sodium in drinking water, the NJDEP has a recommended upper limit (RUL) of 50 parts per million (ppm).

2015 results showed that the Hoboken exceeded the recommended upper limit for sodium. The highest running annual average at the Jersey City Water Treatment Plant was 61 ppm, with a range of monthly average results of 46 ppm to 79 ppm.

The first two months of 2016 test results show that Hoboken did not exceed the recommended upper limit for sodium with a range of monthly average results of 45 ppm to 47 ppm.

According to the DEP, for healthy individuals, the sodium intake from water is not important because a much greater intake of sodium takes place from salt in the diet. However, elevated levels of sodium may be a concern for persons on a sodium restricted diet. If you have any concerns, please consult your health care provider.

For more information, please call 800-422-0141.

source water assessment program

The New Jersey Department of Environmental Protection (NJDEP) has completed and issued the Source Water Assessment Report and Summary for this public water system, Public Water Supply System Identification Number (PWID) 0905001, which is available at http://www.state.nj.us/dep/swap or by contacting the NJDEP, Bureau of Safe Drinking Water at 609.292.5550.

The table on the following page illustrates the susceptibility rating for each individual source for each of the contaminant categories in the Hoboken Water Services system. This system receives its water from the Jersey City Water System (PWID 0906001). The susceptibility ratings of purchased water from Jersey City are included in this document. NJDEP considered all surface water highly susceptible to pathogens, therefore all intakes received a high rating for the pathogen category. For the purpose of Source Water Assessment Program, radionuclides are more of a concern for ground water than surface water. As a result, surface water intakes' susceptibility to radionuclides was not determined and they all received a low rating. **If a system is rated highly susceptible for a contaminant category, it does not mean a customer is or will be consuming contaminated drinking water. The rating reflects the potential for contamination of source water, not the existence of contamination.** Public water systems are required to monitor for regulated contaminants and to install treatment if any contaminants are detected at frequencies and concentrations above allowable levels. As a result of the assessments, NJDEP may customize (change existing) monitoring schedules based on the susceptibility ratings.

If you have questions regarding the source water assessment report or summary please contact the Bureau of Safe Drinking Water at watersupply@dep.state.nj.us or 609.292.5550. The source water assessment performed on our single source of water (one surface water intake) is detailed on the table entitled "Susceptibility Rating".

susceptibility rating for Hoboken Water Services drinking water sources

ePTDS Number	Source ID	Source Name	Pathogens Rating	Nutrients Rating	Pesticides Rating	VOCs Rating	Inorganics Rating	Radionuclides Rating	Radon Rating	DBPs Rating
01	003	Boonton Reservoir	H	M	L	M	M	L	L	H

definitions

Pathogens: Disease-causing organisms such as bacteria and viruses. Common sources are animal and human fecal wastes.

Nutrients: Compounds, minerals and elements that aid growth, that are both naturally occurring and man-made. Examples include nitrogen and phosphorus.

Volatile Organic Compounds (VOCs): Man-made chemicals used as solvents, degreasers, and gasoline components. Examples include benzene, methyl tertiary butyl ether (MTBE), and vinyl chloride.

Pesticides: Man-made chemicals used to control pests, weeds and fungus. Common sources include land application and manufacturing centers of pesticides. Examples include herbicides such as atrazine, and insecticides such as chlordane.

Inorganics: Mineral-based compounds that are both naturally occurring and man-made. Examples include arsenic, asbestos, copper, lead, and nitrate.

Radionuclides: Radioactive substances that are both naturally occurring and man-made. Examples include radium and uranium.

Radon: Colorless, odorless, cancer-causing gas that occurs naturally in the environment.

Disinfection Byproduct Precursors (DBPs): A common source is naturally occurring organic matter in surface water. Disinfection byproducts are formed when the disinfectants (usually chlorine) used to kill pathogens react with dissolved organic material (for example leaves) present in surface water.

L, M, H: Low, Medium, High, susceptibility

P: Pumped into surface supply.

U: Not in Use/Out of Service

For more information on radon go to:
http://www.nj.gov/dep/rpp/radon/index.htm or
call 800.648.0394.

tap water or bottled water?

Drinking water, including bottled water, may reasonably be expected to contain at least small amounts of some contaminants. The presence of contaminants does not necessarily indicate that the water poses a health risk. More information about contaminants and potential health effects can be obtained by calling the EPA Safe Drinking Water Hotline at 800.426.4791.

The sources of drinking water (for both tap and bottled water) include rivers, lakes, streams, ponds, reservoirs, springs and wells. As water travels over the surface of the land or through the ground, it dissolves naturally occurring minerals, and, in some cases, radioactive material, and can pick up substances resulting from the presence of animals or human activity. Contaminants that may be present in source water include:

- Microbial contaminants, such as viruses and bacteria, which may come from sewage treatment plants, septic systems, agricultural livestock operations, and wildlife.
- Inorganic contaminants, such as salts and metals, which can be naturally-occurring or result from urban stormwater runoff, industrial or domestic wastewater discharges, oil and gas production, mining or farming.
- Pesticides and herbicides, which may come from a variety of sources such as agriculture, urban stormwater runoff, and residential uses.
- Organic chemical contaminants, including synthetic and volatile organic chemicals, which are byproducts of industrial processes and petroleum production, and can also come from gas stations, urban stormwater runoff, and septic systems.
- Radioactive contaminants, which can be naturally-occurring or be the result of oil and gas production and mining activities.

In order to ensure that the water is safe to drink, the EPA prescribes regulations which limit the amount of certain contaminants in water provided by public water systems. Food and Drug Administration regulations establish limits for contaminants in bottled water which must provide the same protection for public health. So, what's the bottom line? If bottled and tap water meet the federal standards, they are both safe to drink. However, your tap water is substantially less expensive than bottled water.

drinking water quality

Some people may be more vulnerable to contaminants in drinking water than the general population. Immuno-compromised persons, such as persons with cancer undergoing chemotherapy, persons who have undergone organ transplants, people with HIV/AIDS or other immune system disorders, some elderly, and infants can be particularly at risk from infections. These people should seek advice about drinking water from their health care providers. EPA/CDC guidelines on appropriate means to lessen the risk of infections by cryptosporidium and other microbial contaminants are available from the Safe Drinking Water Hotline at 800.426.4791. The table below shows how the quality of your drinking water in 2015 compared to the standards set by the NJDEP.

primary standards - directly related to the safety of drinking water.

Inorganic Chemicals	MCLG	MCL	Highest* Result	Range of Results#	Violation	Likely Source
Barium ppm	2	2	0.02	NA	No	Erosion of natural deposits; discharge of drilling wastes; discharge from metal refineries
Nitrate as nitrogen ppm	10	10	0.44	0.16 - 0.44	No	Runoff from fertilizer use; leaching from septic tanks, sewage; erosion of natural deposits

Copper and Lead	MCLG	AL	90th Percentile	Samples >AL	Violation	Likely Source
Copper ppm	1.3	1.3	0.18	0	No	Corrosion of household plumbing
Lead ppb	0	15	3.7	0	No	Corrosion of household plumbing systems; erosion of natural deposits

Disinfectant Residual	MRDLG	MRDL	Highest Result RAA	Range of Results#	Violation	Likely Source
Chlorine ppm	4	4.0	0.97	ND - 1.26	No	Water additive used to control microbes

Note: Disinfectant Residual range of results are site specific.

TOC Removal	MCLG	MCL	Lowest Ratio (RAA)	Range of Ratio (Monthly Ratio)	Violation	Likely Source
TOC Removal Ratio (RAA)	NA	TT, TOC Removal ratio >1	1.25	1.00 - 1.63	No	Naturally present in the environment

Disinfectant By-Products - Stage 2	MCLG	MCL	Highest Result LRAA	Range of Results#	Violation	Likely Source
HAA5 ppb	NA	60	35.2	18.7 - 45.3	No	By-product of drinking water disinfection

(HAA5: dibromoacetic acid, dichloroacetic acid, monobromoacetic acid, monochloroacetic acid, trichloroacetic acid)

Total THMs ppb	NA	80	55.8	7.2 - 74.9	No	By-product of drinking water disinfection

(THMs: bromoform, bromodichloromethane, chlorodibromomethane, chloroform)

Turbidity	MCLG	MCL	Level Found	Range of Detections	Violation	Likely Source
Turbidity NTU^ (monthly avg. plant)	NA	TT=1NTU TT=95% <0.3NTU	0.22 100.0%	0.06-0.22 NA	No	Soil run-off

^Turbidity is a measure of cloudiness of the water. We monitor it because it is a good indicator of the effectiveness of our filtration system.

*Highest results are based upon the highest single sample.
#Range of Results represent the lowest and highest individual detection during the monitoring year.
RAA=Running Annual Average
LRAA = Locational Running Annual Average is the yearly average of all the results at each specific sampling site in the distribution system.

unregulated substances – for which the epa requires monitoring.

Unregulated contaminants are those for which the EPA has not established drinking water standards. The purpose of unregulated contaminant monitoring is to assist the EPA and DEP in determining the occurrence of unregulated contaminants in drinking water and whether regulation is warranted.

Substance (2014)	MCLG	MCL	Highest Result*	Range of Results	Violation	Likely Source
Chromium ppb	NA	100	0.28	0.21 - 0.28	No	Prevalent natural element
Strontium ppb	NA	NA	100	68 - 100	No	Naturally occurring element
Vanadium ppb	NA	NA	0.37	0.29 - 0.37	No	Naturally occurring element
Chlorate ppb	NA	NA	190	100 - 190	No	Known by-product of the drinking water disinfection process, forming when sodium hypochlorite or chlorine dioxide are used in the disinfection process
Chromium (VI) ppb	NA	NA	0.09	0.04-0.09	No	Industries that process or use chromium, chromium compounds, or chromium processes

*Highest results are based upon the highest single sample.

Additional information about unregulated contaminants can be found at the following link, courtesy of American Water Works Association:
http://www.drinktap.org/home/water-information/water-quality/ucmr3.aspx

secondary standards – water quality parameters related to the aesthetic quality of drinking water.

Substance	NJ RUL	Highest Result*	Range of Results	Likely Source
Alkalinity ppm	NA	64	34 - 64	Natural mineral
Aluminum ppb	200	95	ND - 95	Treatment process
Calcium ppm	NA	26	18 - 26	Natural mineral
Chloride ppm	250	134	93 - 134	Natural mineral, road salt
Color CU	10	10	5 - 10	Natural mineral and organic matter
Corrosivity	Non-corrosive	Non-corrosive	NA	Natural mineral, road salt **(a phosphate based corrosion inhibitor is applied)**
Hardness (as CaCO3) ppm	250	113	84 - 113	Natural mineral
Iron ppb	300	17	NA	Erosion of natural deposits and oxidation of iron components
Odor TON	3	3C	N - 3C	Naturally occurring, chlorine
pH	6.5 - 8.5	7.72	6.76 - 7.72	Natural mineral, treatment process
Sodium ppm^	50	61	46 - 79	Natural mineral, road salt
Specific Conductance, umhos	NA	852	408 - 852	Natural mineral
Sulfate ppm	250	12	NA	Natural mineral
Total Dissolved Solids ppm	500	344	189 - 344	Natural mineral
Zinc ppm	5	0.04	ND - 0.04	Erosion of Natural Deposits and industrial discharge

* Highest results are based upon the highest single sample.

Note on exceedences: Secondary standards are non-mandatory guidelines to assist public water systems in managing their drinking water for aesthetic considerations, such as taste, color and odor. These contaminants are not considered to present a risk to human health.

Hoboken was above the Recommended Upper Limit (RUL) for sodium. For healthy individuals, the sodium intake from water is not important because a much greater intake of sodium takes place from salt in the diet. However, sodium levels above the RUL may be of concern to individuals on a sodium restricted diet. Highest Result is based on the Running Annual Average (RAA), due to multiple samples collected for sodium during 2015. Please see additional sodium information on page 3.

definitions

Action Level (AL): The concentration of a contaminant which, if exceeded, triggers treatment or other requirements which a water system must follow.

CU: Color unit.

Maximum Contaminant Level (MCL): The highest level of a contaminant that is allowed in drinking water. MCLs are set as close to the MCLGs as feasible using the best available treatment technology.

Maximum Contaminant Level Goal (MCLG): The level of a contaminant in drinking water below which there is no known or expected risk to health. MCLGs allow for a margin of safety.

Maximum Residual Disinfectant Level (MRDL): The highest level of a disinfectant allowed in drinking water. There is convincing evidence that addition of disinfectant is necessary for control of microbial contaminants.

Maximum Residual Disinfectant Level Goal (MRDLG): The level of a drinking water disinfectant below which there is no known or expected risk to health. MRDLGs do not reflect the benefits of the use of disinfectant to control microbial contamination.

NA: Not applicable.

ND: Not detected.

NJ RUL: New Jersey Recommended Upper Limit

NTU: Nephelometric Turbidity Unit.

ppb Parts per billion: The equivalent of one second in 32 years.

ppm Parts per million: The equivalent of one second in 12 days

pCi/L Picocuries per liter: The equivalent of one second in 32 million years.

Primary Standards: Federal drinking water regulations for substances that are health-related. Water suppliers must meet all primary drinking water standards.

Secondary Standards: Federal drinking water measurements for substances that do not have an impact on health. These reflect aesthetic qualities such as taste, odor and appearance. Secondary standards are recommendations, not mandates.

TON: Threshold Odor Number.

Treatment Technique (TT): A required process intended to reduce the level of a contaminant in drinking water.

waiver information

The Safe Drinking Water Act (SDWA) regulations allow monitoring waivers to reduce or eliminate the monitoring requirements for asbestos, volatile organic chemicals (VOCs) and synthetic organic chemicals (SOCs). Our system received monitoring waivers for asbestos and SOCs.

We have the asbestos waiver because we do not have any asbestos cement pipe in the distribution system. We have a synthetic organic chemical (SOC) waiver because we are not vulnerable to this type of contamination.

lead and your drinking water

If present, elevated levels of lead can cause serious health problems, especially for pregnant women and young children. Lead in drinking water is primarily from materials and components associated with service lines and home plumbing. Hoboken Water Services is responsible for providing high quality drinking water, but cannot control the variety of materials used in plumbing components. When your water has been sitting for several hours, you can minimize the potential for lead exposure by flushing your tap for 30 second to 2 minutes before using water for drinking and cooking. If you are concerned about lead in your water, you may wish to have your water tested. Information on lead in drinking water, testing methods, and steps you can take to minimize exposure is available from the Safe Drinking Water hotline or at http:www.epa.gov/safewater/lead.

Frequently asked questions about lead in drinking water can be found here:
https://www.mysuezwater.com/sites/default/files/SUEZ_8.5x11_Lead_FAQ.pdf

supplement source of supply data

In 2015, Hoboken Water Services purchased water from SUEZ to supplement its source of supply. This section contains the water quality data from that source. Additional information about this supplemental supply source can be found by visiting the following website: www.mysuezwater.com/NJCCR2015.com

primary standards - directly related to the safety of drinking water.

Inorganic Chemicals	MCLG	MCL	Highest* Result	Range of Results	Violation	Likely Source
Antimony ppb	6	6	3.2	ND - 3.2	No	Discharge from petroleum refineries; fire retardants; electronics; solder
Barium ppm	2	2	0.16	0.08 - 0.16	No	Erosion of natural deposits; discharge of drilling wastes; discharge from metal refineries
Nitrate as nitrogen ppm	10	10	3.77	0.04 - 3.77	No	Runoff from fertilizer use; leaching from septic tanks, sewage; erosion of natural deposits
Nitrite as nitrogen ppm	1	1	0.02	ND - 0.02	No	Runoff from fertilizer usage; leaching from septic tanks, sewage; erosion of natural deposits

Inorganic Disinfection by-products	MCLG	MCL	Highest Result RAA	Range of Results#	Violation	Likely Source
Bromate ppb	0	10	1.7	ND - 2.2	No	By-product of drinking water disinfection

TOC Removal Ratio	MCLG	MCL	Lowest Ratio (RAA)	Range of Ratio (Monthly Ratio)	Violation	Likely Source
TOC Removal Ratio (RAA)	NA	NA	1.09	0.85 - 1.49	No	Naturally present in the environment

Turbidity	MCLG	MCL	Level Found	Range of Detections	Violation	Likely Source
Turbidity NTU^ (value plant)	NA	TT=1NTU TT=95% <0.3NTU	0.26 100.0%	0.03 - 0.26 NA	No	Soil run-off

^Turbidity is a measure of cloudiness of the water. We monitor it because it is a good indicator of the effectiveness of our filtration system.

Radionuclides (2014)	MCLG	MCL	Highest Result RAA	Range of Results#	Violation	Likely Source
Uranium ppb	0	30	1.87	ND - 1.87	No	Erosion of natural deposits

unregulated substances – for which the epa requires monitoring.

Unregulated contaminants are those for which the EPA has not established drinking water standards. The purpose of unregulated contaminant monitoring is to assist the EPA and DEP in determining the occurrence of unregulated contaminants in drinking water and whether regulation is warranted.

Substance (2014 Data)	MCLG	MCL	Highest* Result	Range of Results	Violation	Likely Source
Chromium ppb	NA	100	0.47	ND - 0.47		Prevalent natural element
Strontium ppb	NA	NA	170	110 - 170		Naturally occurring element
Vanadium ppb	NA	NA	0.44	ND - 0.44		Naturally occurring element
1,4-Dioxane ppb	NA	NA	0.07	ND - 0.07		Used as a solvent, cleaning agent, chemical stabilizer, surface coating, adhesive agent, and an ingredient in chemical manufacture
Chlorate ppb	NA	NA	300	110 - 300		Known by-product of the drinking water disinfection process, forming when sodium hypochlorite or chlorine dioxide are used in the disinfection process
Chromium(VI) ppb	NA	NA	0.33	0.03 - 0.33		Industries that process or use chromium, chromium compounds, or chromium processes

*Highest results are based upon the highest single sample.

Additional information about unregulated contaminants can be found at the following link, courtesy of American Water Works Association: http://www.drinktap.org/home/water-information/water-quality/ucmr3.aspx

important information about your drinking water monitoring requirements not met for Hackensack System

Our water system violated a drinking water requirement over the past year. Even though this was not an emergency, as our customers, you have a right to know what happened and what we did to correct the situation.

We are required to monitor your drinking water for specific contaminants on a regular basis. Results of regular monitoring are an indicator of whether or not our drinking water meets health standards. During 2015 we did not monitor for Volatile Organic Compounds (VOCs) during the NJDEP required monitoring period (between July and September). The VOCs sample was collected on October 27, 2015 without detection of any regulated VOCs. Previous samples taken in 2014 were non-detectable.

What should I do?

There is nothing you need to do at this time.

The table below lists the contaminant(s) we did not properly test for during 2015, how often we are supposed to sample for this contaminant, how many samples we are supposed to take, how many samples we took, when samples should have been taken, and the date on which follow-up samples were taken.

Contaminant: VOCs[1]
Required sampling frequency: 1 sample a year
Number of samples taken: 1
When samples should have been taken: Between July 1, 2015 and September 30, 2015
When samples were taken: October 27, 2015

What is being done?

A scheduling reminder has been set up for all parties involved for future required SDWA monitoring sampling. For more information, please contact Sheng-Lu Soong, chief chemist, at 201-599-6039.

Please share this information with all the other people who drink this water, especially those who may not have received this notice directly (for example, people in apartments, nursing homes, schools, and businesses). You can do this by posting this notice in a public place or distributing copies by hand or mail.

This notice is being sent to you in the 2015 Annual Consumer Confidence Report.
State Water System ID#: NJ0238001.

Date distributed: June 2016.

---

[1]VOCs, also known as volatile organic compounds, are tested by collecting one sample and testing that sample for all the regulated VOCs. VOCs are commonly used in industrial and manufacturing processes. Regulated VOCs include benzene, carbon tetrachloride, chlorobenzene, 1,2-dichlorobenzene, 1,4-dichlorobenzene, 1,2-dichloroethane,cis-dichloroethane, trans-dichloroethane, dichloromethane, 1,2-dichloropropane, ethylbenzene, styrene,tetrachloroethylene, 1,1,1-trichloroethane, trichloroethylene, toluene, 1,2,4-trichlorobenzene, 1,1-dichloroethylene,1,1,2-trichloroethane, vinyl chloride, and xylene.

important information

Please pass this information along to those who speak Spanish, Portuguese, Korean, Gujarti or Arabic:

- Este informe contiene información muy importante sobre su agua potable. Tradúzcalo ó hable con alguien que lo entienda bien.
- Este reporte contem informáções importantes sobre a sua água de beber. Traduza-o ou fale com alguém que o compreenda.
- 아래의 보고는 귀하 께서 드시는 식수에 대한 중요한 정보가 포함되어 있읍니다. 번역을 하시든지 아시면 이 보고를 알고 이해하시는 분과 이논 하시기를 바랍니다.
- આ અહેવાલ માં તમારા પીવાના પાણી વિશે મહત્વ ની માહિતી આપવા માં આવી છે. એનો અનુવાદ કરો અથવા જેને સમજણ પડતી હોય તેની સાથે વાત કરો
- المعلومات في هذا التقرير تحتوى على معلومات مهمة عن مياة الشرب التى تشربها. من فضلك اذا لم تفهم هذة المعلومات اطلب من يترجمها لك.

Attachment C-Telephone Memo

PEC *Pennjersey Environmental Consulting*

744 Milford Warren Glen Road, Milford, NJ 08848-1647
(908) 329-6060 *www.pennjerseyenv.com*

TELEPHONE MEMORANDUM

Spoke with:	Calvin-Customer Representative, Sheng Lu Soong, Mike Leahy
Of:	Suez Environmental
Tele #:	201-525-4582 and 201-239-1108, ext. 103
Recorded by:	Brent Croasdale
Date:	3/29/16 and 4/15/16
Re:	Hoboken Water Supply

On March 29, 2016 I contacted the general hotline for Suez Environmental in order to gain information about the water purveyor in Hoboken. I spoke with Calvin, a customer representative, who directed me to speak with Sheng Lu Soong, the chief chemist who could answer my questions. I immediately called Ms. Soong who did not answer, but left a message with her. On April 15, 2106 I tried Sheng Lu Soong again. Sheng Lu Soong informed me that they were using a phosphate treatment for corrosion control purposes. She also said that based on past experiences with water line breaks and repairs that there are lead pipes within Hoboken, but accurate records are not available. In speaking with Ms. Soong, she directed me to Mike Leahy who is a project manager who may be able to provide me with sampling data. Mr. Leahy stated that they have not had any historic lead violations dating back to 1994 and that he remembered one of the Hoboken schools taking lead samples in the past, but could not remember which school it was. In speaking with Mr. Leahy, he directed me back to Sheng Lu Soong for their sampling data. Ms. Soong stated that the data was available on the NJDEP drinking water watch website.

Attachment D-NJDEP Drinking Water Watch Report

Join our mailing list to receive important announcements

New Jersey Drinking Water Watch

Water System Search

PWSID:	NJ0905001	Water System Type:	Community (C)
Water System Name:	HOBOKEN WATER SERVICES	System Status:	A
		System Ownership:	Local govt. or municipal authority
Principal County & City:	HUDSON, HOBOKEN CITY-0905	Primary Source of Water:	SWP

WATER SYSTEM INFORMATION | Total Coliform Results | Chemical Results | Monitoring | Facilities | Site Visits | Violations | Other Data | PRINTER FRIENDLY PAGE

Click on a link to see individual samples.

Lead/Copper Summaries

		LEAD		COPPER	
Monitoring Period (MP)	Sample Frequency	# Samples Collected	90th Percentile*	# Samples Collected	90th Percentile*
01/01/2016--12/31/2018	TRIENNIAL	A 90th percentile value was not calculated^		A 90th percentile value was not calculated^	
01/01/2013--12/31/2015	TRIENNIAL	30	0.0037 MG/L	30	0.18 MG/L
01/01/2010--12/31/2012	TRIENNIAL	35	0.0134 MG/L	35	0.2 MG/L 1 noncompliance samples**
01/01/2007--12/31/2009	TRIENNIAL	31	0.007 MG/L	31	0.2229 MG/L
01/01/2004--12/31/2006	TRIENNIAL	42	0.0126 MG/L	42	0.238 MG/L
01/01/2001--12/31/2003	TRIENNIAL	30	0.0041 MG/L 1 noncompliance samples**	30	0.23 MG/L 1 noncompliance samples**

***MG/L=milligrams of contaminant per liter of water, equivalent to ppm (parts per million).**
µg/L=micrograms of contaminant per liter of water, equivalent to ppb (parts per billion).
pCi/L=picocuries of contaminant per liter of water--a curie is a measurement of the rate at which a radioactive material decays.
"<" (less than) means the contaminant cannot be accurately detected below the limit specified; the result can be considered zero.
** **These samples were collected before June 1st and/or after September 30th and are not used to calculate a 90th percentile value for that MP.**

NJ Primary & Secondary Drinking Water Standards | NJ Dept. of Environmental Protection (NJDEP) | NJDEP - Division of Water Supply | USEPA - Groundwater and Drinking Water | Violations (USEPA Envirofacts)

Write suggestions/comments to the webmaster

Last updated 01-22-2016 (7.2.6)

Attachment E-Poland Spring 2015 Water Quality Report

2015 Water Analysis Report

Parameter	Minimum Reporting Limit	FDA SOQ / EPA MCL	Poland Spring Natural Spring Water	Poland Spring Natural Spring Water w/Fluoride	Poland Spring Sparkling Spring Water	Poland Spring Distilled Water
			REPORTED RESULTS			
Primary Inorganics						
Antimony	0.001	0.006	ND	ND	ND	ND
Arsenic	0.002	0.01	ND	ND	ND	ND
Asbestos (MFL)	0.2	7	ND	ND	ND	ND
Barium	0.1	2	ND	ND	ND	ND
Beryllium	0.001	0.004	ND	ND	ND	ND
Cadmium	0.001	0.005	ND	ND	ND	ND
Chromium	0.01	0.1	ND	ND	ND	ND
Cyanide	0.1	0.2	ND	ND	ND	ND
Fluoride	0.1	2.0 (1.4 – 2.4)	ND-0.17	0.75	ND	ND
Lead	0.005	0.005	ND	ND	ND	ND
Mercury	0.001	0.002	ND	ND	ND	ND
Nickel	0.01	0.1	ND	ND	ND	ND
Nitrate as N	0.4	10	ND-1.2	ND	ND	ND
Nitrite as N	0.4	1	ND	ND	ND	ND
Selenium	0.005	0.05	ND	ND	ND	ND
Thallium	0.001	0.002	ND	ND	ND	ND
Secondary Inorganics						
Alkalinity, Total as CaCO3	2	NR	6-21	13	ND	ND
Aluminum ♦	0.05	0.2	ND	ND	ND	ND
Boron	0.1	-	ND	ND	ND	ND
Bromide	0.002	NR	ND-0.024	0.019	0.026	ND
Calcium	1	NR	4.1-9.4	6.7	8	ND
Chloride ♦	1	250	ND-21	13	17	ND
Copper	0.05	1	ND	ND	ND	ND
Iron ♦	0.1	0.3	ND	ND	ND	ND
Magnesium	0.5	NR	0.74-1.6	1.1	1.2	ND
Manganese ♦	0.02	0.05	ND	ND	ND	ND
pH (pH Units) ♦	NA	6.5 – 8.5	6.6-7.1	6.8	4.6	5.8
Potassium	1	NR	ND	ND	ND	ND
Silver ♦	0.01	0.1	ND	ND	ND	ND
Sodium	1	NR	1.8-12	8.6	8.9	ND
Specific Conductance @ 25C (umhos/cm)	2	NR	51-110	93	140	ND
Sulfate ♦	0.5	250	1.8-7	5.3	6.3	ND
Total Dissolved Solids ♦	10	500	36-74	57	62	ND
Total Hardness (as CaCO3)	3	NR	14-30	21	25	ND
Zinc ♦	0.05	5	ND	ND	ND	ND
Physical						
Apparent Color (ACU)	3	15	ND	ND	ND	ND
Odor at 60 C (TON)	1	3	ND-2	1	ND	ND
Turbidity (NTU)	0.05	5	ND-0.089	0.32	0.057	0.065

All units in (mg/l) or Parts per Million (PPM) unless otherwise indicated.

♦ *EPA Secondary Standard - non-enforceable guidelines regulating contaminants that may cause cosmetic or aesthetic effects in drinking water*

† *Set by California Dept. of Health Services*

2015 Water Analysis Report

Parameter	Minimum Reporting Limit	FDA SOQ / EPA MCL	Poland Spring Natural Spring Water	Poland Spring Natural Spring Water w/Fluoride	Poland Spring Sparkling Spring Water	Poland Spring Distilled Water
			REPORTED RESULTS			
Microbiologicals						
Total Coliforms (Cfu/100 mL)	NA	Absent	ND	ND	ND	ND
Radiologicals						
Gross Alpha (pCi/L)	3	15	ND	ND	ND	ND
Gross Beta (pCi/L)	4	50.00†	ND	ND	ND	ND
Radium-226 + Radium-228 (sum) (pCi/L)	NA	5	ND	ND	ND	ND
Uranium	0.001	0.03	ND	ND	ND	ND
Volatile Organic Compounds						
1,1,1-Trichloroethane (1,1,1-TCA)	0.0005	0.2	ND	ND	ND	ND
1,1,2,2-Tetrachloroethane	0.0005	0.001†	ND	ND	ND	ND
1,1,2-Trichloroethane (1,1,2-TCA)	0.0005	0.005	ND	ND	ND	ND
1,1,2-Trichlorotrifluoroethane	0.01	1.200†	ND	ND	ND	ND
1,1-Dichloroethane (1,1-DCA)	0.0005	0.005†	ND	ND	ND	ND
1,1-Dichloroethylene	0.0005	0.007	ND	ND	ND	ND
1,2,4-Trichlorobenzene	0.0005	0.07	ND	ND	ND	ND
1,2-Dichlorobenzene (o-DCB)	0.0005	0.6	ND	ND	ND	ND
1,2-Dichloroethane (1,2-DCA)	0.0005	0.005	ND	ND	ND	ND
1,2-Dichloropropane	0.0005	0.005	ND	ND	ND	ND
1,4-dichlorobenzene (p-DCB)	0.0005	0.075	ND	ND	ND	ND
Benzene	0.0005	0.005	ND	ND	ND	ND
Carbon tetrachloride	0.0005	0.005	ND	ND	ND	ND
Chlorobenzene (Monochlorobenzene)	0.0005	0.1	ND	ND	ND	ND
cis-1,2-Dichloroethylene	0.0005	0.07	ND	ND	ND	ND
Ethylbenzene	0.0005	0.7	ND	ND	ND	ND
Methylene Chloride (Dichloromethane)	0.0005	0.005	ND	ND	ND	ND
Methyl-tert-Butyl-ether (MTBE)	0.003	0.013†	ND	ND	ND	ND
Styrene	0.0005	0.1	ND	ND	ND	ND
Tetrachloroethylene	0.0005	0.005	ND	ND	ND	ND
Toluene	0.0005	1	ND	ND	ND	ND
trans-1,2-Dichloroethylene	0.0005	0.1	ND	ND	ND	ND
trans-1,3-Dichloropropene (Telone II)	0.0005	0.0005†	ND	ND	ND	ND
Trichloroethene (TCE)	0.0005	0.005	ND	ND	ND	ND
Trichlorofluoromethane (Freon 11)	0.005	0.150†	ND	ND	ND	ND
Vinyl chloride (VC)	0.0005	0.002	ND	ND	ND	ND
Xylene (Total)	0.001	10	ND	ND	ND	ND
Chlorinated Acid Herbicides						
2,4,5-TP (Silvex)	0.001	0.05	ND	ND	ND	ND
2,4-Dichlorophenoxyacetic acid(2,4-D)	0.01	0.07	ND	ND	ND	ND
Bentazon	0.002	0.018†	ND	ND	ND	ND
Dalapon	0.01	0.2	ND	ND	ND	ND
Dinoseb	0.002	0.007	ND	ND	ND	ND
Pentachlorophenol	0.0002	0.001	ND	ND	ND	ND
Picloram	0.001	0.5	ND	ND	ND	ND

All units in (mg/l) or Parts per Million (PPM) unless otherwise indicated.

♦ *EPA Secondary Standard - non-enforceable guidelines regulating contaminants that may cause cosmetic or aesthetic effects in drinking water*

† *Set by California Dept. of Health Services*

2015 Water Analysis Report

Parameter	Minimum Reporting Limit	FDA SOQ / EPA MCL	Poland Spring Natural Spring Water	Poland Spring Natural Spring Water w/Fluoride	Poland Spring Sparkling Spring Water	Poland Spring Distilled Water
			REPORTED RESULTS			
Chlorinated Pesticides						
Alachlor	0.001	0.002	ND	ND	ND	ND
Chlordane	0.0001	0.002	ND	ND	ND	ND
Endrin	0.0001	0.002	ND	ND	ND	ND
Heptachlor	0.00001	0.0004	ND	ND	ND	ND
Heptachlor epoxide	0.00001	0.0002	ND	ND	ND	ND
Lindane	0.0002	0.0002	ND	ND	ND	ND
Methoxychlor	0.01	0.04	ND	ND	ND	ND
Polychlorinated biphenyls (PCBs)	0.0005	0.0005	ND	ND	ND	ND
Toxaphene	0.001	0.003	ND	ND	ND	ND
Miscellaneous Herbicides						
2,3,7,8-TCDD (DIOXIN) (ng/L)	0.005	.003 x 0.010 - 0.00	ND	ND	ND	ND
Diquat	0.004	0.02	ND	ND	ND	ND
Endothall	0.045	0.1	ND	ND	ND	ND
Glyphosate	0.025	0.7	ND	ND	ND	ND
Semi-Volatile Organic Compounds (Acid/Base/Neutral extractables)						
Atrazine	0.0005	0.003	ND	ND	ND	ND
Benzo(a)pyrene	0.0001	0.0002	ND	ND	ND	ND
bis(2-Ethylhexyl)phthalate	0.003	0.006	ND	ND	ND	ND
Di(2-ethylhexyl)adipate	0.005	0.4	ND	ND	ND	ND
Hexachlorobenzene	0.0005	0.001	ND	ND	ND	ND
Hexachlorocyclopentadiene	0.001	0.05	ND	ND	ND	ND
Molinate	0.002	0.020†	ND	ND	ND	ND
Simazine	0.001	0.004	ND	ND	ND	ND
Thiobencarb	0.001	0.070†	ND	ND	ND	ND
Carbamates (Pesticides)						
Aldicarb	0.003	0.003	ND	ND	ND	ND
Aldicarb sulfone	0.004	0.002	ND	ND	ND	ND
Aldicarb sulfoxide	0.003	0.004	ND	ND	ND	ND
Carbofuran	0.005	0.04	ND	ND	ND	ND
Oxamyl	0.02	0.2	ND	ND	ND	ND
Microextractables						
1,2-Dibromo-3-chloropropane	0.00001	0.0002	ND	ND	ND	ND
1,2-Dibromoethane (EDB)	0.00002	5e-005	ND	ND	ND	ND

All units in (mg/l) or Parts per Million (PPM) unless otherwise indicated.

♦ *EPA Secondary Standard - non-enforceable guidelines regulating contaminants that may cause cosmetic or aesthetic effects in drinking water*

† *Set by California Dept. of Health Services*

2015 Water Analysis Report

Parameter	Minimum Reporting Limit	FDA SOQ / EPA MCL	Poland Spring Natural Spring Water	Poland Spring Natural Spring Water w/Fluoride	Poland Spring Sparkling Spring Water	Poland Spring Distilled Water
			REPORTED RESULTS			
Disinfection Byproducts						
Bromate	0.001	0.01	ND	ND	ND	ND
Chlorite	0.02	1	ND	ND	ND	ND
D/DBP Haloacetic Acids (HAA5)	0.002	0.06	ND	ND	ND	ND
Total Trihalomethanes (Calc.)	0.001	0.08	ND	ND	ND	ND
Residual Disinfectants						
Chloramines	0.1	4	ND	ND	ND	ND
Chlorine Dioxide	0.24	0.8	ND	ND	ND	ND
Chlorine Residual, Total	0.1	4	ND	ND	ND	ND
Other Contaminants						
Perchlorate	0.001	0.002	ND	ND	ND	ND

All units in (mg/l) or Parts per Million (PPM) unless otherwise indicated.

♦ *EPA Secondary Standard - non-enforceable guidelines regulating contaminants that may cause cosmetic or aesthetic effects in drinking water*

† *Set by California Dept. of Health Services*

MRL - Minimum Reporting Limit. Where available, MRLs reflect the Method Detection Limits (MDLs) set by the U.S. Environmental Protection Agency or the Detection Limits for Purposes of Reporting (DLRs) set by the California Department of Health Services. These values are set by the agencies to reflect the minimum concentration of each substance that can be reliably quantified by applicable testing methods, and are also the minimum reporting thresholds applicable to the Consumer Confidence
Reports produced by tap water suppliers.

EPA MCL - Maximum Contaminant Level. The highest level of a substance allowed by law in drinking water (bottled or tap water). The MCLs shown are the federal MCLs set by the U.S. Environmental Protection Agency and the Food and Drug Administration, unless no federal MCL exists. †Where no federal MCL exists, the MCLs shown are the California MCLs set by the California Department of Health Services. California MCLs are identified with an (†).

FDA SOQ - Statement of Quality. The standard (statement) of quality for bottled water is the highest level of a contaminant that is allowed in a container of bottled water, as established by the United States Food and Drug Administration (FDA) and the California Department of Public Health. The standards can be no less protective of public health than the standards for public drinking water, established by the U.S. Environmental Protection Agency (EPA) or the California Department of Public Health.

Reported Results - The highest level of each substance detected at or above the MRL in representative finished product samples.

ND - Not detected at or above the MRL.

NR - Not listed in State or Federal drinking water regulations.

NA - Not applicable to specific test method or test parameter

PPB - Parts per Billion. Equivalent to micrograms per liter (µg/l).

MFL - Million Fibers per Liter.

Poland Spring® Natural Spring Water sources: Poland Spring, Poland Spring, ME; Clear Spring, Hollis, ME; Evergreen Spring, Fryeburg, ME; Spruce Spring, Pierce Pond Township, ME; Garden Spring, Poland, ME; Bradbury Spring, Kingfield, ME; White Cedar Spring, Dallas Plt, ME and/or Cold Spring, Denmark, ME.

Poland Spring® Brand Sparkling Natural Spring Water comes from the same spring sources as **Poland Spring® Brand Natural Spring Water.** Carbonation is added to create effervescence.

Distilled water sources: may either be a well or municipal supply.

Please verify sources for Natural Spring Water

BACK TO QUALITY REPORT

Attachment F-SIW/QAPP

Site Investigation Workplan

and

Quality Assurance Project Plan

For

A.J. Demarest Middle School
Hoboken Junior/Senior High School
Joseph F. Brandt Primary School
Salvatore R. Calabro Elementary School
Thomas G. Connors Elementary School
Wallace Elementary School
High School Stadium Field House

Hoboken, Hudson County, New Jersey

On Behalf of:

Hoboken Board of Education

115 Clinton Street,
Hoboken, NJ 07030

Prepared By:

Pennjersey Environmental Consulting

744 Milford Warren Glen Road
Milford, NJ 08848-1647
(908) 329-6060
www.pennjerseyenv.com

April 2016

© 2016, Pennjersey Environmental Consulting, all rights reserved.

TABLE OF CONTENTS

1.0 INTRODUCTION 3
1.1 Relevant Regulations and Guidance 4
1.2 Site History 4
1.2.1 A.J. Demarest Middle School 4
1.2.3 Joseph F. Brandt Middle Primary School 5
1.2.4 Salvatore R. Calabro Elementary School 5
1.2.5 Thomas G. Connors Elementary School 5
1.2.6 Wallace Elementary School 5
1.2.7 Background 5
1.3 Physical Setting 6
1.4 Topography/Hydrology 6
1.5 Geology 6
1.6 Hydrogeology 7
1.7 Soils 7
1.8 Historic Fill Material 7
1.9 Ecological Resources 7
1.10 Wetlands 7
1.11 Contaminants of Concern 7

2.0 SITE INVESTIGATION WORKPLAN 8
2.1 Objectives 8
2.2 Project Plan 8
2.2.2 Develop Plumbing Profiles 8
2.2.3 Drinking Water Sampling 9
2.2.4 Reporting and Project Management 10

3.0 QUALITY ASSURANCE PROJECT PLAN 12
3.1 Data Quality Objectives 12
3.1.1 Precision 12
3.1.2 Accuracy 12
3.1.3 Representativeness 12
3.1.4 Comparability 12
3.1.5 Completeness 13
3.1.6 Sensitivity 13
3.2 Sampling Design and Rationale 13
3.2.1 Field QA/QC 13
3.2.1.1 Field Blanks 13
3.3.5.2 Sample Labeling 14
3.2.6 Chain of Custody 14
3.2.7 Field Storage and Transport Procedures 15
3.3 Analytical Laboratory Requirements 15
3.3.1 Certified Laboratory and Data Validator 15
3.3.2 Project Compounds and Analytical Summary 15
3.3.3 Laboratory Data Deliverables 15
3.4 Data Review and Usability 16
3.5.1 Data Management 16
3.4.2 Data Review 16
3.5 Assessment and Oversight 17
3.5.1 Performance and System Audits 17
3.5.2 Documentation 17
3.5.2.1 Report Retention 17
3.5.2.2 Field Log Books 17

APPENDICES

Appendix A Chain Of Custody

FIGURES

Figure 1 School Location Map
Figure 2 A.J. Demarest Middle School-Utility Location Map-Fourth Floor
Figure 3 A.J. Demarest Middle School-Utility Location Map-Third Floor
Figure 4 A.J. Demarest Middle School-Utility Location Map-Second Floor
Figure 5 A.J. Demarest Middle School-Utility Location Map-First Floor
Figure 6 A.J. Demarest Middle School-Utility Location Map- Basement Floor
Figure 7 Joseph F. Brandt Primary School and Early Childhood Education-Utility Location Map-Fourth Floor and Roof
Figure 8 Joseph F. Brandt Primary School and Early Childhood Education-Utility Location Map-Third Floor
Figure 9 Joseph F. Brandt Primary School and Early Childhood Education-Utility Location Map-Second Floor
Figure 10 Joseph F. Brandt Primary School and Early Childhood Education-Utility Location Map-First Floor
Figure 11 Joseph F. Brandt Primary School and Early Childhood Education-Utility Location Map-Ground Floor
Figure 12 Joseph F. Brandt Primary School and Early Childhood Education-Utility Location Map-Basement Floor
Figure 13 Salvatore R. Calabro Elementary School-Utility Location Map-Third and Fourth Floor
Figure 14 Salvatore R. Calabro Elementary School-Utility Location Map-First and Second Floor
Figure 15 Salvatore R. Calabro Elementary School-Utility Location Map-Basement and Ground Floor
Figure 16 Thomas G. Connors Elementary School-Utility Location Map-Third Floor
Figure 17 Thomas G. Connors Elementary School-Utility Location Map-Second Floor
Figure 18 Thomas G. Connors Elementary School-Utility Location Map-First Floor
Figure 19 Thomas G. Connors Elementary School-Utility Location Map-Ground Floor
Figure 20 High School Stadium Field House-Utility Location Map-First Floor
Figure 21 Hoboken Junior/Senior High School-Utility Location Map-Third Floor

Figure 22 Hoboken Junior/Senior High School-Utility Location Map-Second Floor
Figure 23 Hoboken Junior/Senior High School-Utility Location Map-Ground Floor
Figure 24 Wallace Elementary School-Utility Location Map-Third Floor
Figure 25 Wallace Elementary School-Utility Location Map-Second Floor
Figure 26 Wallace Elementary School-Utility Location Map-First Floor
Figure 27 Wallace Elementary School-Utility Location Map-Basement Floor
Figure 28 Wallace Elementary School-Utility Location Map-Trailer Floor

TABLES

Table 1 Proposed Sample Collection Summary
Table 2 QAPP Worksheet All Matrices-Metals USEPA 6010C
Table 3 Target Compound and Analytical Summary
Table 4 Examples of Reconciling Data Quality Problems with Data Quality Goals

1.0 INTRODUCTION

Pennjersey Environmental Consulting (PEC) has prepared this Site Investigation Workplan (SIW) and Quality Assurance Project Plan (QAPP) for the Hoboken Board of Education in regards to the schools of the City of Hoboken, New Jersey. This SIW/QAPP is designed to obtain the data needed to assess Site conditions in relation to lead in drinking water at the following seven Board of Education Properties:

- Hoboken Junior/Senior High School (800 Clinton Street)
- High School Stadium Field House (927 Jefferson Street)
- A.J. Demarest Elementary School (158 4th Street)
- Joseph F. Brandt Primary School and Early Childhood Education (ECC) (215 9th Street)
- Salvatore R. Calabro Elementary School (524 Park Avenue)
- Thomas G. Connors Elementary School (201 Monroe Street)
- Wallace Elementary School (1100 Willow Avenue)

1.1 Relevant Regulations and Guidance

The following guidance documents were utilized to prepare this QAPP:

- NJDEP, *Field Sampling Procedures Manual* (FSPM), 3rd Edition, August 2005;
- USEPA, *3T's for Reducing Lead in Drinking Water in Schools Revised Technical Guidance*, October 2006
- NJDEP, *Quality Assurance Project Plan Technical Guidance,* April 2014
- Newfoundland Labrador Canada Department of Environment and Conservation: Langelier Index

1.2 Site History

This SIW/QAPP has been prepared by Pennjersey Environmental Consulting (PEC) on behalf of the Hoboken Board of Education (hereafter referred to as "the Client"), for the following properties.

1.2.1 A.J. Demarest Middle School

This property is located at 158 Fourth Street, Hoboken, Hudson County, New Jersey 07030 and designated on the Hoboken tax map as Block 191, Lot 1. This site is currently used as a mixed-grade school serving grades 5-8 with approximately 82 students (2014-2015 school year statistics).

1.2.2 Hoboken Junior/Senior High School

This property is located at 800 Clinton Street, Hoboken, Hudson County, New Jersey 07030 and designated on the Hoboken tax map as Block 153, Lot 1. This site is currently utilized as a city high school grades 8th-12th serving approximately 707 students (2013-2014 school year statistics).

1.2.3 Joseph F. Brandt Middle Primary School

This property is located at 215 Ninth Street, Hoboken, Hudson County, New Jersey 07030 and designated on the Hoboken tax map as Block 183, Lot 21. This site is currently utilized as a primary school with pre-kindergarten and kindergarten classes serving approximately 267 students (2013-2014 school year statistics).

1.2.4 Salvatore R. Calabro Elementary School

This property is located at 524 Park Avenue, Hoboken, Hudson County, New Jersey 07030 and designated on the Hoboken tax map as Block 167, Lot 16. This site is currently utilized as an elementary school with kindergarten to 6th grade classes serving approximately 130 students (2013-2014 school year statistics).

1.2.5 Thomas G. Connors Elementary School

This property is located at 201 Monroe Street, Hoboken, Hudson County, New Jersey 07030 and designated on the Hoboken tax map as Block 38, Lot 1. This site is currently utilized as an elementary school with pre-kindergarten to 6th grade classes serving approximately 256 students (2013-2014 school year statistics).

1.2.6 Wallace Elementary School

This property is located at 1100 Willow Street, Hoboken, Hudson County, New Jersey 07030 and designated on the Hoboken tax map as Block 163, Lot 1. This site is currently utilized as an elementary school with pre-kindergarten to 6th grade classes serving approximately 610 students (2013-2014 school year statistics).

1.2.7 Background

The Client desires to proactively sample all drinking water facilities on Sites listed above for the potential presence of lead.

As detailed in the *3Ts for Reducing Lead in Drinking Water in Schools: Revised Technical Guidance, United States Environmental Protection Agency (USEPA)*, October 2006:

> *"…Children are most susceptible to the effects of lead, because their bodies are still undergoing development. The adverse health effects from lead include reduced IQ and attention span, learning disabilities, poor classroom performance, hyperactivity, behavioral problems, impaired growth, and hearing loss.*
>
> *There is no federal law requiring testing of drinking water in schools, except for schools that have their own water supply and are thus regulated under the Safe Drinking Water Act (SDWA). The vast majority of public water suppliers do not include schools in their sampling plans because regulations (specifically the Lead and Copper Rule) require sampling of single family dwellings.*

States and local jurisdictions may, however, establish their own programs for testing drinking water lead levels in schools. EPA suggests that schools implement programs for reducing lead in drinking water as part of the school's overall plan for reducing environmental threats. Safe and healthy school environments foster healthy children, and may improve students' general performance.

Lead most frequently gets into drinking water by leaching from plumbing materials and fixtures as water moves through your school's distribution system. Even though the drinking water you receive from your water supplier meets federal and state standards for lead, your facility may have elevated lead levels due to plumbing materials and water use patterns. Because lead concentrations can change as water moves through the distribution system, the best way to know if a school might have elevated levels of lead in its drinking water is by testing the water in that school. Testing facilitates an evaluation of the plumbing and helps target remediation. It is a key step in understanding the problem, if there is one, and designing an appropriate response."

1.3 Physical Setting

The sites are located in the city of Hoboken, New Jersey. Directly east of Hoboken is the Hudson River, to the south and west lies Jersey City, and to the north it is bound by Union City. A school location map has been included as **Figure 1**.

1.4 Topography/Hydrology

The sites are relatively flat, sloping towards the Hudson River to the East. The closest surface water body to the Site is the Hudson River, located approximately ¼ mile to the east. The Hudson flows to the south, and is heavily used for shipping and other port applications both upstream and downstream of the Site. No other surface water bodies are present within ½ mile of the Site. According to NJ-GeoWeb,[1] no areas of freshwater wetlands are mapped on either the Site or any adjacent property

1.5 Geology

Surficial Geology is described on NJ Geoweb as "LATE WISCONSINAN GLACIAL DELTA DEPOSITS"

Bedrock Geology is described on NJ Geoweb as "Serpentinite, fine-grained". Serpentinite is defined as "Light-yellowish-green to dark-green, fine-grained, massive serpentinite containing locally abundant magnetite where fresh. Contains a variety of serpentine minerals and alteration products where sheared or weathered. Exposed only along the Hudson waterfront in Hoboken but present elsewhere in boring logs."[2]

Generalized Bedrock Geology is described on NJ Geoweb as "Cambrian Limestone, Sandstone".

[1] http://njwebmap.state.nj.us/NJGeoWeb
[2] USGS, Mineral Resources On-Line Spatial Data, http://mrdata.usgs.gov/geology/state/sgmc-unit.php?unit=NJCAZs;10

1.6 Hydrogeology

NJ Geoweb lists the sites in the Hudson River watershed. The sites are listed as not containing a sole source or surface aquifer. Groundwater flow direction is presumed to flow to the east, southeast towards the Hudson River.

1.7 Soils

NJ Geoweb does not have a listing for soils on the sites. PEC reviewed the United States Department of Agriculture Web Soil Survey (USDA WSS) for Site soils information. The sites are defined as 100% Urban land, wet substratum, 0 to 8 percent slopes. The USDA describes Urban soils as Surface covered by pavement, concrete, buildings, and other structures underlain by disturbed and natural soil material.[3]

1.8 Historic Fill Material

PEC reviewed the Jersey City quadrangle of the Historic Fill Map of New Jersey developed by the NJDEP (NJDEP, 2009). Historic fill mapping did identify fill materials on the sites. Although historic fill has been mapped on the sites the soils designation as “Urban Land” frequently coincides with areas that may include fill material. The presence of fill material does not necessarily imply that the material is contaminated.

1.9 Ecological Resources

NJ Geoweb does not have a listing for any endangered species or landscape project entries on the sites.

1.10 Wetlands

No wetlands were noted on or near the sites on the NJ GeoWeb database.

1.11 Contaminants of Concern

At the request of the client, the April 2016 sampling event will focus on testing potable water sources within the aforementioned school buildings for the presence of lead. In addition to the lead analysis, one sample per school will be located and analyzed for Langelier Index, which is an approximate indicator of the degree of saturation of calcium carbonate in water and corrosivity in the distribution system.

[3] USDA, Web Soil Survey, http://websoilsurvey.nrcs.usda.gov/app/WebSoilSurvey.aspx

2.0 SITE INVESTIGATION WORKPLAN

2.1 Objectives

The USEPA strongly recommends that all water outlets in all schools that provide water for drinking or cooking meet a standard of 20 micrograms per liter (µg/l or parts per billion) lead or less. The Federal and New Jersey Drinking Water Standard for lead is 15 ug/l.

PEC will collect "initial draw" water samples from each site. The sample collection procedures and plumbing profile development will follow the USEPA guidance procedures as outlined in section 2.2.2. See Table 1 below for proposed sample collection by site.

Table 1: Proposed Sample Collection

School	BOE Proposed	PEC Proposed
A.J. Demarest Middle School	20	18
Hoboken Junior Senior High School	23	23
High School Field House	3	7
Joseph F. Brandt Primary School	40	15
Salvatore R. Calabro Elementary School	13	17
Thomas G. Connors Elementary School	17	18
Wallace Elementary School	35	45
Total samples	151	143

2.2 Project Plan

2.2.1 Role of Principal Personnel

PEC's responsibilities will include field activity oversight, proper documentation and maintenance of all records pertaining to field efforts, data review/evaluation and overall project coordination and management with respect to site sampling. On-site field work and sampling will be conducted by PEC staff (Kim Vogel, Brad Musser and Brent Croasdale) and managed by William Call.

2.2.2 Develop Plumbing Profiles

PEC will develop a plumbing profile for each site. The plumbing profile will be developed by answering a series of questions regarding the sites' plumbing system. The plumbing profiles will aid in understanding the potential sources of lead in the facilities. Site maps were provided for all schools and are utilized as PEC's base map for proposed sampling locations. A site map of the field house was not provided. See Figures 2 through 8.

Conducting this survey of each facility's plumbing will:

- Assess how water enters and flows through each building;

- Identify and prioritize sample locations. The USEPA recommends the following locations as priority sample locations: drinking fountains (both bubbler and water cooler style), kitchen sinks, classroom combination sinks and drinking fountains, home economics room sinks, teachers' lounge sinks, nurse's office sinks, sinks in special education classrooms, and any other sink known to be or visibly used for consumption (e.g., coffeemaker or cups are nearby);
- Attempt to determine whether there may be widespread lead impacts in each facility or only localized concerns; and
- Assist in planning, establishing, and prioritizing remedial actions, as necessary.

PEC will also review available historic site plans, architectural construction plans, plumbing/HVAC plans, etc. (to be provided by the Client.)

PEC will contact the local director of public works, water superintendent, water purveyor, and/or water department on behalf of the Client. All public water suppliers are required to produce and distribute an annual Consumer Confidence Report (CCR). PEC will identify the supplier of each facility's drinking water, and request information on whether and how the water is treated. Some kinds of treatment can make the water more corrosive, while others will reduce the problem. If the water is corrosive, treatment can reduce lead levels throughout the system and can reduce maintenance costs by reducing damage to plumbing.

PEC will evaluate the following issues/questions with the water supplier:

- Request the most recent annual water quality report (CCR);
- Request from the supplier if the water system in compliance with federal and state standards for lead monitoring and treatment;
- Request what steps have been taken to maintain compliance with the Lead and Copper Rule;
- Ask the utility for any historic lead sample results;
- Evaluate if the water corrosive. If so, what is the supplier doing to minimize corrosion. If a corrosion control chemical is used, does the chemical form a protective coating inside the piping?
- Does the water distribution system have any lead piping (for example, lead gooseneck at service connections), and does the system plan to remove these sources of lead?

PEC will then conduct a survey to determine sampling locations for the initial draw sampling proposed herein, and field verify information that may be provided by the water supplier, and/or Client.

2.2.3 Drinking Water Sampling

PEC initially proposed to collect an estimated 50 "initial draw" from potable water sources on each site. Proposed sample collection numbers were adjusted based on interviews with the custodial staff for each

site. Proposed sampling numbers were further adjusted by PEC upon individual site review to ensure the inclusion of all potable water sources. See Table 1 on page 7 for proposed sample collection information. Samples will be collected in accordance with the USEPA and New Jersey Department of Environmental Protection (NJDEP) guidance.

- All water samples will be collected in 250 milliliters (mL) volume sample containers.

- The samples will be placed in a chilled cooler (4°C) and submitted to a NJDEP-certified analytical laboratory and run by analysis 200.8 for lead.

  In addition, a sample will be tested for Langelier Index, which is approximate indicator of the degree of saturation of calcium carbonate in water and corrosivity in the distribution system. It is calculated using the pH, alkalinity, calcium concentration, total dissolved solids, and water temperature of a water sample.

  One field blank and one duplicate drinking water sample will be collected for each day of sampling in accordance with standard NJDEP sampling protocols. Standard chain of custody procedures will be implemented to track the samples.

  PEC will also collect one representative water sample of the water service connection from the public water system. This will allow PEC to compare the results to determine what contribution, if any, the service connection/water supply is making to any potential lead concentrations identified in the building.

- PEC will assign a unique sample identification number to each sample collected. PEC will record the identification number on the sample bottle and complete the USEPA recommended record keeping form. This will include:

  - Type of sample taken, e.g., initial first draw, follow-up flush, etc.
  - Date and time of collection.
  - Name of the sample collector.
  - Location of the sample Site.
  - Name of the manufacturer that produced the outlet, and the outlet's model number, if known.

2.2.4 Reporting and Project Management

PEC will provide recommendations to the Client in the form of a letter report detailing our findings and

anticipated additional remedial actions, if any, that documents the methods and findings.

3.0 QUALITY ASSURANCE PROJECT PLAN

In order to generate analytical data of defensible quality, adherence to established quality assurance protocols is necessary. This ensures that samples obtained in the field are representative of the actual environment from which they have been collected and are of sufficient quality and quantity to meet the project objectives.

3.1 Data Quality Objectives

The DQOs for this project have been developed in concert with the NJDEP's QAPP Technical Guidance, Version 1.0 April 2014, and the project specific requirements in order to produce DKQ. Table 2 includes QAPP worksheet for USEPA method 6010C which will be used for data quality purposes. Table 3 below shows the target compound and analytical summary.

Table 3 – Target Compound and Analytical Summary

Compound	Matrix	Method	Container Requirement	Preservation Requirements	Holding Times	PWS AL ug/L	EPA School AL ug/L	Typical RL	Typical MDL
Metals									
Lead	DW	200.8	250 mL Plastic	HNO3 to pH < 2; Cool 4 ± 2°C	6 Months	15	20	2.5	0.090

3.1.1 Precision

Precision for laboratory and field measurements can be expressed as the relative percent difference (RPD) between two duplicate determinations or percent relative standard deviation (%RSD) between multiple determinations.

3.1.2 Accuracy

Accuracy is the degree of agreement of a measured value with its true value. Acceptance criteria for matrix spike measurements are usually expressed as a percent recovery and are usually specified in the analytical method.

3.1.3 Representativeness

Representativeness is the extent to which measurements represent the Site conditions.

3.1.4 Comparability

Comparability is defined as the extent to which data from one data set can be compared directly to similar or related data sets and/or decision-making standards. Historical data should be evaluated to determine whether they may be combined with data being collected in present time. Comparability should discuss comparisons of sample collection and handling methods, sample preparation, and analytical procedures, holding times, stability issues and QA protocol.

3.1.5 Completeness

Completeness is a measure of the amount of usable data collected compared to the amount of data expected to be obtained. Three measures of completeness are defined:

- Sampling completeness, defined as the number of valid samples collected relative to the number of samples planned for collection. For this project, the objective is 90% of those sample locations shown herein,
- Analytical completeness, defined as the number of valid sample measurements relative to the number of valid samples collected. The completeness objective is 90% for this project; and
- Overall completeness, defined as the number of valid sample measurements relative to the number of samples planned for collection. The overall completeness objective is 90% of all measurements.H

3.1.6 Sensitivity

Sensitivity refers to the ability of an analytical procedure to quantify an analyte at a given concentration. The sensitivity requirements should be established such that the laboratory method RL are at or below the relevant and applicable regulatory limits for each COC for the project. For the purpose of SRP projects, the RL is defined as the sample-equivalent level associated with the lowest concentration initial calibration standard adjusted for sample preparation and analysis factors (e.g., analysis dilution factor, sample weight/volume analyzed, and moisture content of sample, etc.).

3.2 Sampling Design and Rationale

3.2.1 Field QA/QC

To provide control over the quality of collection and analysis of environmental samples, appropriate field blanks will be collected during sampling events as appropriate. Protocols for collecting field blanks and duplicate samples are in accordance with the NJDEP's Field Sampling Procedure Manual (FSPM). Project specific QA/QC samples are required for this Site, as discussed below.

3.2.1.1 Field Blanks

All field blanks will be shipped with the sample containers and arrive on-site within one day subsequent to laboratory preparation. Blanks and the associated samples will be held on Site for no longer than two calendar days and will arrive at the laboratory within one day of shipment from the field. All blanks and samples will be maintained at 4° C while stored on-Site and during shipment. Sample bottles and blanks will be handled in the same manner prior to their return to the laboratory.

Field blanks will be prepared for aqueous samples at a rate of one per day for each sampling event. Field blank samples shall be prepared in the field by passing analyte-free water (provided by the laboratory)

through pre-cleaned sampling equipment and placed in empty, clean sample containers for analysis. These blanks shall be analyzed for the same parameters as the samples collected that day.

3.3.4 Inspection/Acceptance of Supplies and Consumables

Upon receipt, PEC field staff will review the delivery of field supplies and equipment against the order form and project requirements. Preferably, this will occur before the field event is scheduled wherever possible.

- Field equipment will be checked for accuracy against the order and to assure that it has been decontaminated and is in good working order.
- Field equipment that requires calibration will be calibrated according to the manufacturer's instructions and PEC's SOP, as applicable.

3.3.5 Sample Handling and Custody Requirements

3.3.5.1 Sampling Locations and Identification

Sampling points will be documented as to their exact location. All sampling point locations will be recorded on site plan drawings. Deviations, from proposed sample locations (See figures 1-7), e.g. judgment sample locations, obstructions, etc., should be documented in the field note book and immediately communicated to the project manager. These changes should be explained in the associated documentation once sampling is complete. The unique sample identification should be assigned to every sample submitted for analysis. Previous sampling events should be reviewed during the planning effort to develop a sample nomenclature that does not conflict with previous efforts.

3.3.5.2 Sample Labeling

An adhesive label will be attached to each bottle by the sampler if not previously done so by the laboratory. Each label will have the following information written with a waterproof, non-volatile marker: (a) date of sample; (b) time of sample; (c) sample identification; (d) sampler initials; (e) analytical parameters; and (f) preservatives used (if any).

3.2.6 Chain of Custody

The chain of custody for each sample will be documented using a Field Sampling Chain of Custody Form (COC). This form will accompany the sample containers to the Site and will remain with the samples at all times, including during sample collection, transport, and analysis. The COC bears the name of the person(s) assuming responsibility for the samples and the person who collected the sample. The COC will also specify the following information: project name, project client, laboratory conducting analyses, sample matrix, sample identification number, sample time and date, number of containers; analyses to be performed; sampler's name; dates, name, and times of personnel relinquishing samples; dates, name, and times of personnel receiving samples. See appendix A for a blank chain of custody.

3.2.7 Field Storage and Transport Procedures

After being labeled, the sample containers will be immediately placed into a cooler, and chilled to 4° C. Commercial "blue ice" packs are not recommended, as they will not provide the mechanical contact and cooling capacity that cube ice will provide. Sample coolers will be delivered to the laboratory on either the same day as collection or the next morning. Common carrier delivery of samples to the laboratory is not foreseen. The FSPM recommends that samples be preserved in the field immediately after collection and submitted to the laboratory as soon as possible and no later than 48 hours after sample collection. The FSPM also recommends a four-day sample-handling window, as well as an additional two days of on Site time for any blank media. [4]

3.3 Analytical Laboratory Requirements

3.3.1 Certified Laboratory and Data Validator

TestAmerica, Inc. (Edison, NJ) a NJDEP certified laboratory, certification number 12028, is the initial certified laboratory for this project. TestAmerica of Edison will handle the water samples. Their contact information has also been included below.

TestAmerica Edison
777 New Durham Road
Edison, NJ 08817
Phone: (732) 549-3900
Fax: (732) 549-3679
Project Manager: Laura Snead
Email: Laura.Snead@testamericainc.com

3.3.2 Project Compounds and Analytical Summary

The contaminant of concern has been identified for this project (lead), and the typical laboratory reporting limits (RL) have been provided by TestAmerica for the project to assure compliance with the NJDEP Standards.

3.3.3 Laboratory Data Deliverables

Data generated from the analysis of potable water will be provided in the NJDEP reduced deliverable format for non-USEPA CLIP methods. Hard copy, spreadsheet, and electronic portable document format will be requested from the laboratory; submission of the hard copy to NJDEP is not required.

[4] NJDEP, *Field Sampling Procedures*, August 2005, Section 2, page 28.

3.4 Data Review and Usability

3.5.1 Data Management

Laboratory data will generally be managed in electronic form, typically in a spreadsheet or database format downloaded from the laboratory's internet based application. The applicable standards and criteria can also be downloaded simultaneously. Utilization of digital downloaded data minimized the potential for transcription errors. Copies of the data will be maintained as downloaded and maintained on PEC's server for future use. Data tables and deliverables will be spot checked for accuracy and transcription errors. All calculations will be reviewed for accuracy using PEC's internal protocol.

3.4.2 Data Review

Upon receipt of the full laboratory deliverables, the laboratory data will be reviewed by the applicable NJDEP and USEPA guidance. Hard copy, spreadsheet, and electronic portable document format will be requested from the laboratory; submission of the hard copy to NJDEP is not required. Data review and usability will be performed in consideration of the NJDEP's *Data Usability Assessment and Data Usability Evaluation Guidance Document*. Deviations from the method or project specific QA/QC requirements will be evaluated in terms of data usability and the DQO. For example, data verification includes:

- Comparing field and/or analytical QC results to SOP or method criteria;
- Rechecking result calculations to ensure all sample preparation and analysis factors are accounted for properly (e.g., dilution factors, correct instrument calibrations used, etc.); and
- Transcription checks from instrument outputs to hardcopy and electronic reporting of the data.

Data qualified and/or rejected during the review process will be noted in the summary data tables with the accepted qualifiers and included with the key documents prepared by PEC for the project. The table below lists some typical data verification and review issues in the left column, along with their potential implications for data usability on the right.

Table 3 Examples of Reconciling Data Quality Problems with Data Quality Goals

Typical Data Verification and Review Problems	Resulting Data Usability Assessment Issues
Matrix spike/matrix spike duplicate recoveries are below the acceptance criteria; there were unexpected matrix interferences.	Even with the low recoveries, did the data reveal enough information to be useful for decision-making?
Precision and bias criteria were not achieved. Initial calibration criteria (response factors, correlation coefficient) may not have been appropriate for these analytes.	Does a different method of analysis need to be used to obtain better quality data?
Some maximum allowable holding times have been exceeded. Thus, the results are either biased low or invalid.	Are the measured concentrations sufficiently above the action limits that the potential bias is not significant?

Typical Data Verification and Review Problems	Resulting Data Usability Assessment Issues
Because sample concentrations were higher than expected, the spike levels were not comparable with the unspiked concentrations, making the results essentially meaningless.	Are measured concentrations so far above the action limits that the low spike recoveries do not adversely affect the ability to confirm that the limits are exceeded?
Conditions in the field required that the sampling procedures be changed significantly.	Is there evidence to support the contention that the samples are still sufficiently representative?

3.5 Assessment and Oversight

3.5.1 Performance and System Audits

A formal assessment and project audits are not required for this effort, however, project documents will be reviewed and revised in light of new information or changes in the CSM as necessary.

3.5.2 Documentation

3.5.2.1 Report Retention

Reports and written documents will be retained for the life of the project, and at least seven years thereafter according to PEC's formal document retention policy. In addition, all documents will be scanned and maintained in a portable document format. At the conclusion of the project, or with the submission of key documents, an LSRP is also required to submit a digital copy of all documents that were relied upon in reaching their decision as well as to maintain a copy of the file in perpetuity. These files will be maintained digitally in both the personal records of the LSRP as well as with the firm.

3.5.2.2 Field Log Books

Field log books will be used to record all pertinent information regarding the Site and sampling procedures. Information recorded in the log books will include, but not limited to, the following: name and exact location of Site, all available information on Site, composition and concentration of substance; description of sampling plan; location of sampling points, number of samples taken; volume of samples taken; date, time and methods of sample collection and any factors that may affect its quality; name of collector; all sample identification numbers; weather conditions on the day of sampling.

Field notebooks will be generated each day of sample collection. These notes will be reviewed internally by the project manager/LSRP, for completeness, accuracy, and comparability to this document to insure quality. Any corrections will be noted and initiated directly on the field notes. The field notebooks will be maintained by PEC.

Table 2 QAPP Worksheet All Matrices – Metals (ICP) USEPA SW-846 6010C
Measurement Performance Criteria & QC Samples

Data Quality Indicator (DQI)	QC Measure for Sampling (S), Analytical (A), or both (S&A)	QC Sample or Activity	Frequency / Number	QC Acceptance Limits (Measurement Performance Criteria)	Corrective Action (CA)	Person(s) Responsible for CA
Accuracy	A	Linear Dynamic Range (LDR)	At a minimum the LDR should be check every 6 months	A minimum of 3 different concentration standards across the ICP range one should be near the upper limit of the range.	NA	Analyst
Accuracy	A	Initial Calibration	Daily prior to sample analysis	Minimum of a calibration blank plus a standard per manufacturing recommended procedures; RL standard may be included in multi-point calibration curve; linear curve fit with correlation coefficient $\geq$0.998.	Re-optimize instrument and re-calibrate, repeat until successful	Analyst
Accuracy	A	Initial Calibration Verification (ICV)	Daily after calibration	Separate-source from calibration standards; must contain all target analytes ICV: 90-110% recovery	Re-analyze; if still out, Re-calibrate as required by method; suspend all analysis until ICV meets criteria	Analyst
Sensitivity	A	Low Level Initial Calibration Verification	For method 6010C, LLICV must be analyzed at the beginning of the run before any samples and at the end of the run.	Same source as calibration standards; must contain all target analytes at the RL 70-130% recovery	Re-analyze. If still out, Re-calibrate/re-analyze. Suspend all analyses until LLICV meets criteria unless all results > 10x RL	Analyst

Table 2 QAPP Worksheet All Matrices – Metals (ICP) USEPA SW-846 6010C
Measurement Performance Criteria & QC Samples

Data Quality Indicator (DQI)	QC Measure for Sampling (S), Analytical (A), or both (S&A)	QC Sample or Activity	Frequency / Number	QC Acceptance Limits (Measurement Performance Criteria)	Corrective Action (CA)	Person(s) Responsible for CA
Accuracy	A	Initial Calibration Blanks (ICB)	After ICV	Must be matrix-matched (and same conc. of acid found in standards and samples); ICB: < ± RL	Re-analyze ; if still out, Re-calibrate and reanalyze.	Analyst
Accuracy	A	Continuing Calibration Verification (CCV)	1 every 10 samples and at end of run	Same source as calibration standards; conc. near mid-point of calibration curve; must contain all target analytes CCV: 90 - 110% recovery	Re-analyze; if still out, Re-calibrate and reanalyze. All samples since last acceptable CCV	Analyst
Sensitivity	A	Low Level Continuing Calibration Verification	For method 6010C, LLCCV must be analyzed at the beginning of the run before any samples and at the end of the run.	Same source as initial calibration standards; must contain all target analytes at the RL 70-130% recovery	Re-analyze. If still out, Re-calibrate/re-analyze. Suspend all analyses until LLICV meets criteria unless all results > 10x RL	Analyst
Sensitivity	A	Continuing Calibration Blanks (CCB)	After each CCV	Must be matrix-matched (and same conc. of acid found in standards and samples); CCB: < ± RL	Re-analyze ; if still out, Re-calibrate and reanalyze.	Analyst
Accuracy & Sensitivity (Contamination)	A	Method Blank (MB)	1 per digestion batch - not to exceed 20 field samples	Must be digested with samples using same preparation method and amount of acids; MB: < RL	Re-analyze; if still out redigest & re-analyze all samples unless all detected results > 10x MB level	Analyst

Table 2 QAPP Worksheet All Matrices – Metals (ICP) USEPA SW-846 6010C
Measurement Performance Criteria & QC Samples

Data Quality Indicator (DQI)	QC Measure for Sampling (S), Analytical (A), or both (S&A)	QC Sample or Activity	Frequency / Number	QC Acceptance Limits (Measurement Performance Criteria)	Corrective Action (CA)	Person(s) Responsible for CA
Accuracy	A	Interference Check Standards (ICSA and ICSAB)	Daily after calibration	ICSA & ICSB: 80-120% recovery ICSA: non-spiked analytes ≤ 2x RL	Re-analyze; if still out, adjust interference and background correction, and/or linear ranges as needed & recalibrate and reanalyze all field samples since last complaint ICSA & ICSB	Analyst/Data Reviewer
Accuracy	A	Laboratory Control Sample (LCS)	1 per digestion batch - not to exceed 20 field samples	Must contain all target analytes and be matrix-specific; Aq. LCS: 80-120% recovery; Soil/Sediment/sol-id LCS: vendor control limits (95% confidence limits)	Re-analyze, if still out' redigest & Re-analyze LCS & all field samples in batch	Analyst/Data Reviewer
Precision	A	Sample Duplicate (DUP)	1 per ≤ 20 field samples if an MS/MSD was not performed	Must be performed on a Site field sample. For soil and aqueous samples: Results ≥ 5xRL, RPD ≤ 20% aqueous, 35% solids; Results < 5xRL: absolute difference between results ≤ RL.	Re-analyze, qualify data	Analyst/Data Reviewer
Accuracy	S & A	Matrix Spike (MS) [Site-specific QC]	1 per ≤ 20 field samples	Must be performed on a Site field sample; MS: 75-125% recovery; professional judgment if sample concentration > 4x spike level	Evaluate LCS, unspiked sample and qualify data	Analyst/Data Reviewer

Table 2 QAPP Worksheet All Matrices – Metals (ICP) USEPA SW-846 6010C
Measurement Performance Criteria & QC Samples

Data Quality Indicator (DQI)	QC Measure for Sampling (S), Analytical (A), or both (S&A)	QC Sample or Activity	Frequency / Number	QC Acceptance Limits (Measurement Performance Criteria)	Corrective Action (CA)	Person(s) Responsible for CA
Precision	S & A	Matrix Spike Duplicate (MSD) [Site-specific QC]	1 per ≤ 20 field samples	Must be performed on a Site field sample. For soil and aqueous samples: Results ≥ 5xRL, RPD ≤ 20% aqueous, 35% solids; Results < 5xRL: absolute difference between results ≤ RL.	Lab narrates outlier; qualify data	Analyst/Data Reviewer
Accuracy	A	Post digestion spike	1 per ≤ 20 field samples if less than acceptable accuracy and precision data are generated	Should be performed if MS/MSD recoveries were unacceptable: 80-120% recovery	Lab narrates outlier; qualify data	Analyst/Data Reviewer
Accuracy	A	Serial Dilution	1 per ≤ 20 field samples if less than acceptable accuracy and precision data are generated	Perform 5x dilution on same sample used for MS % Difference ≤ 10% for results >10x RL.	Lab narrates outlier qualify data	Analyst/Data Reviewer
Accuracy	A	Quantitation	Not applicable	RL ≤ results ≤ linear calibration range on a sample-specific basis. Report all Aq. results in µg/L or mg/L and all Soil/Sediment results in mg/Kg on a dry-weight basis.	Perform dilution to bring analyte within linear range; report from diluted analysis	Analyst/Data Reviewer
Overall Precision & Representative-ness	S & A	Field Duplicate Sample [Site-specific QC]	1 per 20 field samples	Aq.: Results ≥ 5xRL: RPD ≤ 30%; Results < 5xRL: professional judgment; Soil/Sediment: Results ≥ 5xRL: RPD ≤ 50%; Results < 5xRL: professional judgment	Potential data usability issue; indication of sample heterogeneity	Data Reviewer

Table 2 QAPP Worksheet All Matrices – Metals (ICP) USEPA SW-846 6010C
Measurement Performance Criteria & QC Samples

Data Quality Indicator (DQI)	QC Measure for Sampling (S), Analytical (A), or both (S&A)	QC Sample or Activity	Frequency / Number	QC Acceptance Limits (Measurement Performance Criteria)	Corrective Action (CA)	Person(s) Responsible for CA
Accuracy (preservation)	S & A	Sample preservation	every field sample	Aq.: Total Metals: HNO_3 pH < 2; (Dissolved Metals: filter on site or at the lab then HNO_3 pH < 2 but cannot be used for regulatory compliance) Soil/Sediment: collect unpreserved per SW-846 Chapter 3 Table 3-2	Lab narrates outlier. Potential data usability issue	Data Reviewer
Data Completeness	S & A	Calculate from valid/usable data collected	Not applicable	Minimum $\geq$ 90% Overall	Potential data usability / data gap issue	Data Reviewer/ Investigator
Accuracy/ Sensitivity	S & A	Holding Time (HT)	every field sample	For aqueous and soil samples six months. If Soil/Sediment samples are frozen, HT arrested and HT begins when thawed. Samples can be maintained frozen for 1 year from collection.	Lab narrates outlier. Potential data usability issue	Data Reviewer
Accuracy & Sensitivity (Contamination)	S & A	Equipment Rinsate Blank (EB)	Not Required if using dedicated sampling equipment. If performing decontamination of equipment, collect 1 EB per 20 field samples collected by the same method	Aqueous EB: < RL Soil/Sediment EB <RL on solid equivalent basis	Aqueous Potential data usability issue, Soil/Sediment: non-matrix matched aqueous EB use professional judgment	Data Reviewer

Table 2 QAPP Worksheet All Matrices – Metals (ICP) USEPA SW-846 6010C
Measurement Performance Criteria & QC Samples

Data Quality Indicator (DQI)	QC Measure for Sampling (S), Analytical (A), or both (S&A)	QC Sample or Activity	Frequency / Number	QC Acceptance Limits (Measurement Performance Criteria)	Corrective Action (CA)	Person(s) Responsible for CA
Comparability	S & A	Based on Method (SOP) and QAPP/FSP protocols	Not applicable	Comparison between historical data for qualitative integrity of the data. Comparison between spatially similar samples.	Potential data usability issue	Data Reviewer/ Investigator

NOTES:
1. This table was prepared by NJDEP, January 2012 to be compliant with EPA Region 2 guidance and meet the data quality needs of the Department.

2. Method References = USEPA SW-846 Method 6010C (*Inductively Coupled Plasma-Mass Spectrometry*, Revision 3 February 2007).

FIGURES

School Location Map		Hoboken Board of Education Drinking Water Sampling	Pennjersey Environmental Consulting
Scale: Not To Scale	Figure: 1		
April 2016			

Pennjersey Environmental Consulting
744 Milford Warren Glen Road
Milford, NJ 08848-1647
(908) 329-6060
www.pennjerseyenv.com

APPENDIX A CHAIN OF CUSTODY

777 New Durham Road
Edison, New Jersey 08817
Phone: (732) 549-3900 Fax: (732) 549-3679

TestAmerica
THE LEADER IN ENVIRONMENTAL TESTING

CHAIN OF CUSTODY / ANALYSIS REQUEST

Page ___ of ___

Name (for report and invoice)	Samplers Name (Printed)	Site/Project Identification
Company	P. O. #	State (Location of site): NJ: ☐ NY: ☐ Other:
		Regulatory Program:
Address	Analysis Turnaround Time Standard ☐	ANALYSIS REQUESTED (ENTER "X" BELOW TO INDICATE REQUEST)
City State	Rush Charges Authorized For: 2 Week ☐	LAB USE ONLY Project No:
Phone Fax	1 Week ☐ Other ☐ _____	Job No:

Sample Identification	Date	Time	Matrix	No. of Cont.											Sample Numbers
Preservation Used: 1 = ICE, 2 = HCl, 3 = H_2SO_4, 4 = HNO_3, 5 = NaOH				Soil:											
6 = Other _____, 7 = Other _____				Water:											

Special Instructions_____ Water Metals Filtered (Yes/No)?_____

Relinquished by	Company	Date / Time	Received by 1)	Company
Relinquished by 2)	Company	Date / Time	Received by 2)	Company
Relinquished by 3)	Company	Date / Time	Received by 3)	Company
Relinquished by 4)	Company	Date / Time	Received by 4)	Company

Laboratory Certifications: New Jersey (12028), New York (11452), Pennsylvania (68-522), Connecticut (PH-0200), Rhode Island (132). TAL - 0016 (0814)

Massachusetts (M-NJ312), North Carolina (No. 578)

DATA QUALIFIERS

The common data qualifiers are shown below with their definition, as taken from NJ DEP's *Site Remediation Program Electronic Data Interchange Manual* (April 1999). These are consistent with the codes listed by NJDEP Bureau of Environmental Measurement (BEMQA) in their Standard Operating Procedures. The "B," "J," and "U" codes are also commonly utilized by laboratories for the inorganics; although not included by NJDEP in the manual, these are also included below. The following standard qualifiers listed below shall be used when appropriate. The "Q" field is not restricted to one qualifier. If a laboratory specific qualifier is used, the qualifier must be fully defined in the SAMPNOTE field."

Q	***Description***
	Inorganic and Wet Chemistry Compounds
*	*Duplicate analysis not within control limits.*
+	*Correlation coefficient for the MSA is less than 0.995.*
B	*Use if the analyte is found in the blank as well as the sample. It indicates probable blank contamination. It warns the data user to take appropriate actions.*
E	*The reported value is estimated because of interference. Include an explanatory note in the nonconformance summary if the problem applies to all the samples, or in the individual form if it is an isolated problem.*
J	*Indicates an estimated value. The presence of a compound result is less than the RL but greater than the laboratory's MDL.*
M	*Duplicate injection precision not met.*
N	*Spiked sample recovery not within control limits.*
R	*Use if the data has been rejected.*
S	*Reported value determined by the "Method of Standard Additions" (MSA).*
U	*Indicates the compound was analyzed for but not detected above the laboratory's RL. The actual sample MDL and RL should be corrected for dilution and percentage moisture where required by the specific analytical method.*
W	*Post digestion spike for Furnace AA analysis not within control limits, absorbance is less than 50% of the spike absorbance.*
X	*Ion chromatographic peaks outside the 5% acceptance window.*

Attachment G-Laboratory Data Packages

ANALYTICAL REPORT

Job Number: 460-111911-1

Job Description: Wallace School

For:
Pennjersey Environmental Consulting
744 Milford Warren Glen Road
Milford, NJ 08848

Attention: Mr. Rodger Ferguson



Approved for release.
Allison L Bennett
Project Management Assistant II
4/27/2016 4:05 PM

Designee for
Laura B Snead, Senior Project Manager
777 New Durham Road, Edison, NJ, 08817
(732)549-3900
laura.snead@testamericainc.com
04/27/2016

The test results in this report meet all NELAP requirements unless specified within the case narrative. Pursuant to NELAP, this report may not be reproduced, except in full, without the written approval of the laboratory. All questions regarding this report should be directed to the TestAmerica Edison Project Manager.

TestAmerica Edison Certifications and Approvals: Connecticut: CTDOH #PH-0200, New Jersey: NJDEP (NELAP) #12028, New York: NYDOH (NELAP) #11452, NYDOH (ELAP) #11452, Pennsylvania: PADEP (NELAP) 68-00522 and Rhode Island: RIDOH LAO00132

Table of Contents

Cover Title Page 1

Data Summaries 4

- Report Narrative 4
- Sample Summary 6
- Detection Summary 7
- Method Summary 12
- Client Sample Results 13
- QC Sample Results 21
- Definitions 26
- Chronicle 31
- Certification Summary 39

Inorganic Sample Data 40

- Metals Data 40
  - Met Cover Page 41
  - Met Sample Data 43
  - Met QC Data 92
    - Met ICV/CCV 92
    - Met CRQL 108
    - Met Blanks 109
    - Met ICSA/ICSAB 125
    - Met MS/MSD/PDS 134
    - Met Dup/Trip 145
    - Met LCS/LCSD 152
    - Met Serial Dilution 159
  - Met MDL 166
  - Met Linear Ranges 174

Table of Contents

Met Preparation Log 175

Met Analysis Run Log 178

Met ICP/MS Int Stds 198

Met Raw Data 204

Met Prep Data 1294

General Chemistry Data 1297

Gen Chem Cover Page 1298

Gen Chem Sample Data 1299

Gen Chem QC Data 1301

Gen Chem Blanks 1301

Gen Chem Duplicates 1302

Gen Chem LCS/LCSD 1303

Gen Chem MDL 1304

Gen Chem Analysis Run Log 1308

Gen Chem Prep Data 1311

Shipping and Receiving Documents 1315

Client Chain of Custody 1316

Sample Receipt Checklist 1326

CASE NARRATIVE

Client: Pennjersey Environmental Consulting

Project: Wallace School

Report Number: 460-111911-1

This case narrative is in the form of an exception report, where only the anomalies related to this report, method specific performance and/or QA/QC issues are discussed. If there are no issues to report, this narrative will include a statement that documents that there are no relevant data issues.

It should be noted that samples with elevated Reporting Limits (RLs) as a result of a dilution may not be able to satisfy customer reporting limits in some cases. Such increases in the RLs are unavoidable but acceptable consequence of sample dilution that enables quantification of target analytes or interferences which exceed the calibration range of the instrument.

Calculations are performed before rounding to avoid round-off errors in calculated results.

All holding times were met and proper preservation noted for the methods performed on these samples, unless otherwise detailed in the individual sections below.

RECEIPT
The samples were received on 4/8/2016 8:05 AM; the samples arrived in good condition, properly preserved and, where required, on ice. The temperature of the cooler at receipt was 3.7º C.

Receipt Exceptions

The following sample(s) was submitted for analysis; however, it was not listed on the Chain-of-Custody (COC): Sample 460-111911-47. Per client request, sample has been activated for 200.8 Lead analysis and Langelier Index.

Note: All samples which require thermal preservation are considered acceptable if the arrival temperature is within 2C of the required temperature or method specified range. For samples with a specified temperature of 4C, samples with a temperature ranging from just above freezing temperature of water to 6C shall be acceptable. Samples that are hand delivered immediately following collection may not meet these criteria, however they will be deemed acceptable according to NELAC standards, if there is evidence that the chilling process has begun, such as arrival on ice, etc.

TOTAL METALS
Samples Wa-001 (460-111911-1), Wa-002 (460-111911-2), Wa-003 (460-111911-3), Wa-004 (460-111911-4), Wa-006 (460-111911-5), Wa-007 (460-111911-6), Wa-008 (460-111911-7), Wa-009 (460-111911-8), Wa-010 (460-111911-9), Wa-011 (460-111911-10), Wa-012 (460-111911-11), Wa-013 (460-111911-12), Wa-014 (460-111911-13), Wa-018 (460-111911-15), Wa-019 (460-111911-16), Wa-020 (460-111911-17), Wa-021 (460-111911-18), Wa-022 (460-111911-19), Wa-023 (460-111911-20), Wa-024 (460-111911-21), Wa-025 (460-111911-22), Wa-026 (460-111911-23), Wa-028 (460-111911-25), Wa-029 (460-111911-26), Wa-030 (460-111911-27), Wa-031 (460-111911-28), Wa-032 (460-111911-29), Wa-033 (460-111911-30), Wa-034 (460-111911-31), Wa-035 (460-111911-32), Wa-036 (460-111911-33), Wa-037 (460-111911-34), Wa-038 (460-111911-35), Wa-039 (460-111911-36), Wa-040 (460-111911-37), Wa-041 (460-111911-38), Wa-042 (460-111911-39), Wa-043 (460-111911-40), Wa-044 (460-111911-41), Wa-045 (460-111911-42), Wa-046 (460-111911-43), Wa-047 (460-111911-44), Dup-004 (460-111911-45), FB20160408 (460-111911-46) and Wa-043A (460-111911-47) were analyzed for Total Metals in accordance with EPA Method 200.8 (ICP/MS). The samples were analyzed on 04/20/2016, 04/21/2016, 04/24/2016 and 04/25/2016.

As a standard practice all non-potable samples and related QC samples (i.e., MB, LCS, Dup, MS, SD) are diluted 5X prior to analysis. Further dilutions may be required dependent upon analyte levels in the samples. Refer to the analytical results forms for dilutions.

No difficulties were encountered during the Metals analysis.

All other quality control parameters were within the acceptance limits.

TOTAL METALS
Samples Wa-015 (460-111911-14) and Wa-027 (460-111911-24) were analyzed for Total Metals in accordance with EPA Method 200.8 (ICP/MS). The samples were prepared and analyzed on 04/26/2016.

As a standard practice all non-potable samples and related QC samples (i.e., MB, LCS, Dup, MS, SD) are diluted 5X prior to analysis. Further dilutions may be required dependent upon analyte levels in the samples. Refer to the analytical results forms for dilutions.

The presence of the '4' qualifier in the data indicates analytes where the concentration in the unspiked sample exceeded four times the spiking amount.

Refer to the QC report for details.

No other difficulties were encountered during the Metals analysis.

All other quality control parameters were within the acceptance limits.

METALS
Samples Wa-036 (460-111911-33) and Wa-043A (460-111911-47) were analyzed for Metals in accordance with EPA SW-846 Methods 6010C. The samples were prepared and analyzed on 04/12/2016 and 04/14/2016.

No difficulties were encountered during the Metals analysis.

All quality control parameters were within the acceptance limits.

LANGLIER INDEX
Samples Wa-036 (460-111911-33) and Wa-043A (460-111911-47) were analyzed for Langlier Index in accordance with SM203. The samples were analyzed on 04/22/2016.

Client provided field temperature and field pH reading for the following samples (see details below): Wa-036 (460-111911-33) and Wa-043A (460-111911-47)

Wa-036: Temp = 12.88 degrees Celsius; pH = 8.46

Wa-043: Temp =16.62 degrees Celsius; pH = 8.25

No difficulties were encountered during the Langlier Index analysis.

All quality control parameters were within the acceptance limits.

ALKALINITY
Samples Wa-036 (460-111911-33) and Wa-043A (460-111911-47) were analyzed for Alkalinity in accordance with SM 2320B. The samples were analyzed on 04/19/2016.

No difficulties were encountered during the Alkalinity analysis.

All quality control parameters were within the acceptance limits.

TOTAL DISSOLVED SOLIDS
Samples Wa-036 (460-111911-33) and Wa-043A (460-111911-47) were analyzed for Total Dissolved Solids in accordance with SM 2540C. The samples were analyzed on 04/12/2016.

Total Dissolved Solids exceeded the RPD limit for the duplicate of sample 460-111938-1.

Refer to the QC report for details.

No other difficulties were encountered during the TDS analysis.

All other quality control parameters were within the acceptance limits.

HARDNESS (CALCULATION)
Samples Wa-036 (460-111911-33) and Wa-043A (460-111911-47) were analyzed for Hardness by Calculation in accordance with SM 2340B. The samples were analyzed on 04/21/2016.

No difficulties were encountered during the Hardness (Calculation) analysis.

All quality control parameters were within the acceptance limits.

Sample Summary

Client: Pennjersey Environmental Consulting
Project/Site: Wallace School

TestAmerica Job ID: 460-111911-1

Lab Sample ID	Client Sample ID	Matrix	Collected	Received
460-111911-1	Wa-001	Water	04/08/16 04:20	04/08/16 08:05
460-111911-2	Wa-002	Water	04/08/16 04:20	04/08/16 08:05
460-111911-3	Wa-003	Water	04/08/16 04:19	04/08/16 08:05
460-111911-4	Wa-004	Water	04/08/16 04:21	04/08/16 08:05
460-111911-5	Wa-006	Water	04/08/16 04:20	04/08/16 08:05
460-111911-6	Wa-007	Water	04/08/16 04:25	04/08/16 08:05
460-111911-7	Wa-008	Water	04/08/16 05:12	04/08/16 08:05
460-111911-8	Wa-009	Water	04/08/16 04:26	04/08/16 08:05
460-111911-9	Wa-010	Water	04/08/16 04:26	04/08/16 08:05
460-111911-10	Wa-011	Water	04/08/16 04:27	04/08/16 08:05
460-111911-11	Wa-012	Water	04/08/16 07:27	04/08/16 08:05
460-111911-12	Wa-013	Water	04/08/16 04:29	04/08/16 08:05
460-111911-13	Wa-014	Water	04/08/16 04:32	04/08/16 08:05
460-111911-14	Wa-015	Water	04/08/16 04:30	04/08/16 08:05
460-111911-15	Wa-018	Water	04/08/16 05:12	04/08/16 08:05
460-111911-16	Wa-019	Water	04/08/16 04:36	04/08/16 08:05
460-111911-17	Wa-020	Water	04/08/16 04:26	04/08/16 08:05
460-111911-18	Wa-021	Water	04/08/16 04:33	04/08/16 08:05
460-111911-19	Wa-022	Water	04/08/16 04:33	04/08/16 08:05
460-111911-20	Wa-023	Water	04/08/16 04:40	04/08/16 08:05
460-111911-21	Wa-024	Water	04/08/16 04:37	04/08/16 08:05
460-111911-22	Wa-025	Water	04/08/16 04:35	04/08/16 08:05
460-111911-23	Wa-026	Water	04/08/16 04:38	04/08/16 08:05
460-111911-24	Wa-027	Water	04/08/16 04:38	04/08/16 08:05
460-111911-25	Wa-028	Water	04/08/16 05:16	04/08/16 08:05
460-111911-26	Wa-029	Water	04/08/16 04:42	04/08/16 08:05
460-111911-27	Wa-030	Water	04/08/16 04:44	04/08/16 08:05
460-111911-28	Wa-031	Water	04/08/16 05:09	04/08/16 08:05
460-111911-29	Wa-032	Water	04/08/16 05:17	04/08/16 08:05
460-111911-30	Wa-033	Water	04/08/16 05:42	04/08/16 08:05
460-111911-31	Wa-034	Water	04/08/16 05:00	04/08/16 08:05
460-111911-32	Wa-035	Water	04/08/16 04:45	04/08/16 08:05
460-111911-33	Wa-036	Water	04/08/16 05:20	04/08/16 08:05
460-111911-34	Wa-037	Water	04/08/16 05:16	04/08/16 08:05
460-111911-35	Wa-038	Water	04/08/16 05:05	04/08/16 08:05
460-111911-36	Wa-039	Water	04/08/16 05:10	04/08/16 08:05
460-111911-37	Wa-040	Water	04/08/16 05:35	04/08/16 08:05
460-111911-38	Wa-041	Water	04/08/16 05:40	04/08/16 08:05
460-111911-39	Wa-042	Water	04/08/16 05:34	04/08/16 08:05
460-111911-40	Wa-043	Water	04/08/16 04:34	04/08/16 08:05
460-111911-41	Wa-044	Water	04/08/16 05:40	04/08/16 08:05
460-111911-42	Wa-045	Water	04/08/16 05:40	04/08/16 08:05
460-111911-43	Wa-046	Water	04/08/16 05:42	04/08/16 08:05
460-111911-44	Wa-047	Water	04/08/16 05:42	04/08/16 08:05
460-111911-45	Dup-004	Water	04/08/16 00:00	04/08/16 08:05
460-111911-46	FB20160408	Water	04/08/16 06:00	04/08/16 08:05
460-111911-47	Wa-043A	Water	04/06/16 05:49	04/08/16 08:05

Detection Summary

Client: Pennjersey Environmental Consulting
Project/Site: Wallace School

TestAmerica Job ID: 460-111911-1

Client Sample ID: Wa-001 — Lab Sample ID: 460-111911-1

Analyte	Result	Qualifier	RL	MDL	Unit	Dil Fac	D	Method	Prep Type
Lead	0.44	J	2.5	0.090	ug/L	1		200.8	Total/NA

Client Sample ID: Wa-002 — Lab Sample ID: 460-111911-2

Analyte	Result	Qualifier	RL	MDL	Unit	Dil Fac	D	Method	Prep Type
Lead	0.37	J	2.5	0.090	ug/L	1		200.8	Total/NA

Client Sample ID: Wa-003 — Lab Sample ID: 460-111911-3

Analyte	Result	Qualifier	RL	MDL	Unit	Dil Fac	D	Method	Prep Type
Lead	1.2	J	2.5	0.090	ug/L	1		200.8	Total/NA

Client Sample ID: Wa-004 — Lab Sample ID: 460-111911-4

Analyte	Result	Qualifier	RL	MDL	Unit	Dil Fac	D	Method	Prep Type
Lead	1.1	J	2.5	0.090	ug/L	1		200.8	Total/NA

Client Sample ID: Wa-006 — Lab Sample ID: 460-111911-5

Analyte	Result	Qualifier	RL	MDL	Unit	Dil Fac	D	Method	Prep Type
Lead	0.74	J	2.5	0.090	ug/L	1		200.8	Total/NA

Client Sample ID: Wa-007 — Lab Sample ID: 460-111911-6

Analyte	Result	Qualifier	RL	MDL	Unit	Dil Fac	D	Method	Prep Type
Lead	0.42	J	2.5	0.090	ug/L	1		200.8	Total/NA

Client Sample ID: Wa-008 — Lab Sample ID: 460-111911-7

No Detections.

Client Sample ID: Wa-009 — Lab Sample ID: 460-111911-8

Analyte	Result	Qualifier	RL	MDL	Unit	Dil Fac	D	Method	Prep Type
Lead	2.0	J	2.5	0.090	ug/L	1		200.8	Total/NA

Client Sample ID: Wa-010 — Lab Sample ID: 460-111911-9

Analyte	Result	Qualifier	RL	MDL	Unit	Dil Fac	D	Method	Prep Type
Lead	1.7	J	2.5	0.090	ug/L	1		200.8	Total/NA

Client Sample ID: Wa-011 — Lab Sample ID: 460-111911-10

Analyte	Result	Qualifier	RL	MDL	Unit	Dil Fac	D	Method	Prep Type
Lead	0.61	J	2.5	0.090	ug/L	1		200.8	Total/NA

Client Sample ID: Wa-012 — Lab Sample ID: 460-111911-11

Analyte	Result	Qualifier	RL	MDL	Unit	Dil Fac	D	Method	Prep Type
Lead	1.9	J	2.5	0.090	ug/L	1		200.8	Total/NA

This Detection Summary does not include radiochemical test results.

Detection Summary

Client: Pennjersey Environmental Consulting
Project/Site: Wallace School

TestAmerica Job ID: 460-111911-1

Client Sample ID: Wa-013 — Lab Sample ID: 460-111911-12

Analyte	Result	Qualifier	RL	MDL	Unit	Dil Fac	D	Method	Prep Type
Lead	25.8		2.5	0.090	ug/L	1		200.8	Total/NA

Client Sample ID: Wa-014 — Lab Sample ID: 460-111911-13

Analyte	Result	Qualifier	RL	MDL	Unit	Dil Fac	D	Method	Prep Type
Lead	3.9		2.5	0.090	ug/L	1		200.8	Total/NA

Client Sample ID: Wa-015 — Lab Sample ID: 460-111911-14

Analyte	Result	Qualifier	RL	MDL	Unit	Dil Fac	D	Method	Prep Type
Lead	34.2		2.5	0.090	ug/L	1		200.8	Total/NA

Client Sample ID: Wa-018 — Lab Sample ID: 460-111911-15

No Detections.

Client Sample ID: Wa-019 — Lab Sample ID: 460-111911-16

Analyte	Result	Qualifier	RL	MDL	Unit	Dil Fac	D	Method	Prep Type
Lead	0.86	J	2.5	0.090	ug/L	1		200.8	Total/NA

Client Sample ID: Wa-020 — Lab Sample ID: 460-111911-17

Analyte	Result	Qualifier	RL	MDL	Unit	Dil Fac	D	Method	Prep Type
Lead	1.8	J	2.5	0.090	ug/L	1		200.8	Total/NA

Client Sample ID: Wa-021 — Lab Sample ID: 460-111911-18

Analyte	Result	Qualifier	RL	MDL	Unit	Dil Fac	D	Method	Prep Type
Lead	0.48	J	2.5	0.090	ug/L	1		200.8	Total/NA

Client Sample ID: Wa-022 — Lab Sample ID: 460-111911-19

Analyte	Result	Qualifier	RL	MDL	Unit	Dil Fac	D	Method	Prep Type
Lead	0.27	J	2.5	0.090	ug/L	1		200.8	Total/NA

Client Sample ID: Wa-023 — Lab Sample ID: 460-111911-20

Analyte	Result	Qualifier	RL	MDL	Unit	Dil Fac	D	Method	Prep Type
Lead	2.2	J	2.5	0.090	ug/L	1		200.8	Total/NA

Client Sample ID: Wa-024 — Lab Sample ID: 460-111911-21

Analyte	Result	Qualifier	RL	MDL	Unit	Dil Fac	D	Method	Prep Type
Lead	26.3		2.5	0.090	ug/L	1		200.8	Total/NA

Client Sample ID: Wa-025 — Lab Sample ID: 460-111911-22

Analyte	Result	Qualifier	RL	MDL	Unit	Dil Fac	D	Method	Prep Type
Lead	5.2		2.5	0.090	ug/L	1		200.8	Total/NA

This Detection Summary does not include radiochemical test results.

Detection Summary

Client: Pennjersey Environmental Consulting
Project/Site: Wallace School

TestAmerica Job ID: 460-111911-1

Client Sample ID: Wa-026 — Lab Sample ID: 460-111911-23

Analyte	Result	Qualifier	RL	MDL	Unit	Dil Fac	D	Method	Prep Type
Lead	1.1	J	2.5	0.090	ug/L	1		200.8	Total/NA

Client Sample ID: Wa-027 — Lab Sample ID: 460-111911-24

Analyte	Result	Qualifier	RL	MDL	Unit	Dil Fac	D	Method	Prep Type
Lead	33.0		2.5	0.090	ug/L	1		200.8	Total/NA

Client Sample ID: Wa-028 — Lab Sample ID: 460-111911-25

No Detections.

Client Sample ID: Wa-029 — Lab Sample ID: 460-111911-26

Analyte	Result	Qualifier	RL	MDL	Unit	Dil Fac	D	Method	Prep Type
Lead	2.5		2.5	0.090	ug/L	1		200.8	Total/NA

Client Sample ID: Wa-030 — Lab Sample ID: 460-111911-27

Analyte	Result	Qualifier	RL	MDL	Unit	Dil Fac	D	Method	Prep Type
Lead	2.2	J	2.5	0.090	ug/L	1		200.8	Total/NA

Client Sample ID: Wa-031 — Lab Sample ID: 460-111911-28

Analyte	Result	Qualifier	RL	MDL	Unit	Dil Fac	D	Method	Prep Type
Lead	4.1		2.5	0.090	ug/L	1		200.8	Total/NA

Client Sample ID: Wa-032 — Lab Sample ID: 460-111911-29

Analyte	Result	Qualifier	RL	MDL	Unit	Dil Fac	D	Method	Prep Type
Lead	2.1	J	2.5	0.090	ug/L	1		200.8	Total/NA

Client Sample ID: Wa-033 — Lab Sample ID: 460-111911-30

Analyte	Result	Qualifier	RL	MDL	Unit	Dil Fac	D	Method	Prep Type
Lead	1.0	J	2.5	0.090	ug/L	1		200.8	Total/NA

Client Sample ID: Wa-034 — Lab Sample ID: 460-111911-31

Analyte	Result	Qualifier	RL	MDL	Unit	Dil Fac	D	Method	Prep Type
Lead	7.2		2.5	0.090	ug/L	1		200.8	Total/NA

Client Sample ID: Wa-035 — Lab Sample ID: 460-111911-32

Analyte	Result	Qualifier	RL	MDL	Unit	Dil Fac	D	Method	Prep Type
Lead	4.1		2.5	0.090	ug/L	1		200.8	Total/NA

Client Sample ID: Wa-036 — Lab Sample ID: 460-111911-33

Analyte	Result	Qualifier	RL	MDL	Unit	Dil Fac	D	Method	Prep Type
Lead	197		2.5	0.090	ug/L	1		200.8	Total/NA
Calcium	20100		5000	317	ug/L	1		6010C	Total/NA

This Detection Summary does not include radiochemical test results.

Client Sample ID: Wa-036 (Continued) — Lab Sample ID: 460-111911-33

Analyte	Result	Qualifier	RL	MDL	Unit	Dil Fac	D	Method	Prep Type
Calcium hardness as calcium carbonate	50.2		12.5	12.5	mg/L	1		SM 2340B	Total Recoverable
Langelier Index	-0.25				NONE	1		203	Total/NA
Bicarbonate Alkalinity as CaCO3	30.1		5.0	5.0	mg/L	1		SM 2320B	Total/NA
Alkalinity	30.1		5.0	5.0	mg/L	1		SM 2320B	Total/NA
Total Dissolved Solids	215		10.0	10.0	mg/L	1		SM 2540C	Total/NA

Client Sample ID: Wa-037 — Lab Sample ID: 460-111911-34

No Detections.

Client Sample ID: Wa-038 — Lab Sample ID: 460-111911-35

No Detections.

Client Sample ID: Wa-039 — Lab Sample ID: 460-111911-36

No Detections.

Client Sample ID: Wa-040 — Lab Sample ID: 460-111911-37

Analyte	Result	Qualifier	RL	MDL	Unit	Dil Fac	D	Method	Prep Type
Lead	1.4	J	2.5	0.090	ug/L	1		200.8	Total/NA

Client Sample ID: Wa-041 — Lab Sample ID: 460-111911-38

Analyte	Result	Qualifier	RL	MDL	Unit	Dil Fac	D	Method	Prep Type
Lead	1.2	J	2.5	0.090	ug/L	1		200.8	Total/NA

Client Sample ID: Wa-042 — Lab Sample ID: 460-111911-39

Analyte	Result	Qualifier	RL	MDL	Unit	Dil Fac	D	Method	Prep Type
Lead	0.22	J	2.5	0.090	ug/L	1		200.8	Total/NA

Client Sample ID: Wa-043 — Lab Sample ID: 460-111911-40

Analyte	Result	Qualifier	RL	MDL	Unit	Dil Fac	D	Method	Prep Type
Lead	1.2	J	2.5	0.090	ug/L	1		200.8	Total/NA

Client Sample ID: Wa-044 — Lab Sample ID: 460-111911-41

Analyte	Result	Qualifier	RL	MDL	Unit	Dil Fac	D	Method	Prep Type
Lead	0.49	J	2.5	0.090	ug/L	1		200.8	Total/NA

Client Sample ID: Wa-045 — Lab Sample ID: 460-111911-42

Analyte	Result	Qualifier	RL	MDL	Unit	Dil Fac	D	Method	Prep Type
Lead	1.6	J	2.5	0.090	ug/L	1		200.8	Total/NA

Client Sample ID: Wa-046 — Lab Sample ID: 460-111911-43

This Detection Summary does not include radiochemical test results.

Client Sample ID: Wa-046 (Continued) — Lab Sample ID: 460-111911-43

Analyte	Result	Qualifier	RL	MDL	Unit	Dil Fac	D	Method	Prep Type
Lead	0.21	J	2.5	0.090	ug/L	1		200.8	Total/NA

Client Sample ID: Wa-047 — Lab Sample ID: 460-111911-44

Analyte	Result	Qualifier	RL	MDL	Unit	Dil Fac	D	Method	Prep Type
Lead	0.80	J	2.5	0.090	ug/L	1		200.8	Total/NA

Client Sample ID: Dup-004 — Lab Sample ID: 460-111911-45

Analyte	Result	Qualifier	RL	MDL	Unit	Dil Fac	D	Method	Prep Type
Lead	0.32	J	2.5	0.090	ug/L	1		200.8	Total/NA

Client Sample ID: FB20160408 — Lab Sample ID: 460-111911-46

No Detections.

Client Sample ID: Wa-043A — Lab Sample ID: 460-111911-47

Analyte	Result	Qualifier	RL	MDL	Unit	Dil Fac	D	Method	Prep Type
Lead	0.25	J	2.5	0.090	ug/L	1		200.8	Total/NA
Calcium	20800		5000	317	ug/L	1		6010C	Total/NA
Calcium hardness as calcium carbonate	51.9		12.5	12.5	mg/L	1		SM 2340B	Total Recoverable
Langelier Index	-0.34				NONE	1		203	Total/NA
Bicarbonate Alkalinity as CaCO3	34.1		5.0	5.0	mg/L	1		SM 2320B	Total/NA
Alkalinity	34.1		5.0	5.0	mg/L	1		SM 2320B	Total/NA
Total Dissolved Solids	219		10.0	10.0	mg/L	1		SM 2540C	Total/NA

This Detection Summary does not include radiochemical test results.

Method Summary

Client: Pennjersey Environmental Consulting
Project/Site: Wallace School

TestAmerica Job ID: 460-111911-1

Method	Method Description	Protocol	Laboratory
200.8	Metals (ICP/MS)	EPA	TAL EDI
6010C	Metals (ICP)	SW846	TAL EDI
SM 2340B	Hardness, Calculation	SM	TAL EDI
203	Langelier Index	SM15	TAL EDI
SM 2320B	Alkalinity	SM	TAL EDI
SM 2540C	Solids, Total Dissolved (TDS)	SM	TAL EDI

Protocol References:

EPA = US Environmental Protection Agency

SM = "Standard Methods For The Examination Of Water And Wastewater",

SM15 = "Standard Methods For The Examination Of Water And Wastewater", 15th Edition, 1981.

SW846 = "Test Methods For Evaluating Solid Waste, Physical/Chemical Methods", Third Edition, November 1986 And Its Updates.

Laboratory References:

TAL EDI = TestAmerica Edison, 777 New Durham Road, Edison, NJ 08817, TEL (732)549-3900

Client Sample ID: Wa-001
Date Collected: 04/08/16 04:20
Date Received: 04/08/16 08:05

Lab Sample ID: 460-111911-1
Matrix: Water

Method: 200.8 - Metals (ICP/MS)

Analyte	Result	Qualifier	RL	MDL	Unit	D	Prepared	Analyzed	Dil Fac
Lead	0.44	J	2.5	0.090	ug/L			04/20/16 23:39	1

Client Sample ID: Wa-002
Date Collected: 04/08/16 04:20
Date Received: 04/08/16 08:05

Lab Sample ID: 460-111911-2
Matrix: Water

Method: 200.8 - Metals (ICP/MS)

Analyte	Result	Qualifier	RL	MDL	Unit	D	Prepared	Analyzed	Dil Fac
Lead	0.37	J	2.5	0.090	ug/L			04/20/16 23:42	1

Client Sample ID: Wa-003
Date Collected: 04/08/16 04:19
Date Received: 04/08/16 08:05

Lab Sample ID: 460-111911-3
Matrix: Water

Method: 200.8 - Metals (ICP/MS)

Analyte	Result	Qualifier	RL	MDL	Unit	D	Prepared	Analyzed	Dil Fac
Lead	1.2	J	2.5	0.090	ug/L			04/20/16 23:45	1

Client Sample ID: Wa-004
Date Collected: 04/08/16 04:21
Date Received: 04/08/16 08:05

Lab Sample ID: 460-111911-4
Matrix: Water

Method: 200.8 - Metals (ICP/MS)

Analyte	Result	Qualifier	RL	MDL	Unit	D	Prepared	Analyzed	Dil Fac
Lead	1.1	J	2.5	0.090	ug/L			04/20/16 23:47	1

Client Sample ID: Wa-006
Date Collected: 04/08/16 04:20
Date Received: 04/08/16 08:05

Lab Sample ID: 460-111911-5
Matrix: Water

Method: 200.8 - Metals (ICP/MS)

Analyte	Result	Qualifier	RL	MDL	Unit	D	Prepared	Analyzed	Dil Fac
Lead	0.74	J	2.5	0.090	ug/L			04/20/16 23:50	1

Client Sample ID: Wa-007
Date Collected: 04/08/16 04:25
Date Received: 04/08/16 08:05

Lab Sample ID: 460-111911-6
Matrix: Water

Method: 200.8 - Metals (ICP/MS)

Analyte	Result	Qualifier	RL	MDL	Unit	D	Prepared	Analyzed	Dil Fac
Lead	0.42	J	2.5	0.090	ug/L			04/20/16 23:53	1

Client Sample ID: Wa-008
Date Collected: 04/08/16 05:12
Date Received: 04/08/16 08:05

Lab Sample ID: 460-111911-7
Matrix: Water

Method: 200.8 - Metals (ICP/MS)

Analyte	Result	Qualifier	RL	MDL	Unit	D	Prepared	Analyzed	Dil Fac
Lead	0.090	U	2.5	0.090	ug/L			04/20/16 23:56	1

Client Sample ID: Wa-009
Lab Sample ID: 460-111911-8
Date Collected: 04/08/16 04:26
Matrix: Water
Date Received: 04/08/16 08:05

Method: 200.8 - Metals (ICP/MS)

Analyte	Result	Qualifier	RL	MDL	Unit	D	Prepared	Analyzed	Dil Fac
Lead	2.0	J	2.5	0.090	ug/L			04/20/16 23:59	1

Client Sample ID: Wa-010
Lab Sample ID: 460-111911-9
Date Collected: 04/08/16 04:26
Matrix: Water
Date Received: 04/08/16 08:05

Method: 200.8 - Metals (ICP/MS)

Analyte	Result	Qualifier	RL	MDL	Unit	D	Prepared	Analyzed	Dil Fac
Lead	1.7	J	2.5	0.090	ug/L			04/21/16 00:02	1

Client Sample ID: Wa-011
Lab Sample ID: 460-111911-10
Date Collected: 04/08/16 04:27
Matrix: Water
Date Received: 04/08/16 08:05

Method: 200.8 - Metals (ICP/MS)

Analyte	Result	Qualifier	RL	MDL	Unit	D	Prepared	Analyzed	Dil Fac
Lead	0.61	J	2.5	0.090	ug/L			04/21/16 00:10	1

Client Sample ID: Wa-012
Lab Sample ID: 460-111911-11
Date Collected: 04/08/16 07:27
Matrix: Water
Date Received: 04/08/16 08:05

Method: 200.8 - Metals (ICP/MS)

Analyte	Result	Qualifier	RL	MDL	Unit	D	Prepared	Analyzed	Dil Fac
Lead	1.9	J	2.5	0.090	ug/L			04/21/16 00:13	1

Client Sample ID: Wa-013
Lab Sample ID: 460-111911-12
Date Collected: 04/08/16 04:29
Matrix: Water
Date Received: 04/08/16 08:05

Method: 200.8 - Metals (ICP/MS)

Analyte	Result	Qualifier	RL	MDL	Unit	D	Prepared	Analyzed	Dil Fac
Lead	25.8		2.5	0.090	ug/L			04/21/16 00:16	1

Client Sample ID: Wa-014
Lab Sample ID: 460-111911-13
Date Collected: 04/08/16 04:32
Matrix: Water
Date Received: 04/08/16 08:05

Method: 200.8 - Metals (ICP/MS)

Analyte	Result	Qualifier	RL	MDL	Unit	D	Prepared	Analyzed	Dil Fac
Lead	3.9		2.5	0.090	ug/L			04/21/16 00:19	1

Client Sample ID: Wa-015
Lab Sample ID: 460-111911-14
Date Collected: 04/08/16 04:30
Matrix: Water
Date Received: 04/08/16 08:05

Method: 200.8 - Metals (ICP/MS)

Analyte	Result	Qualifier	RL	MDL	Unit	D	Prepared	Analyzed	Dil Fac
Lead	34.2		2.5	0.090	ug/L		04/26/16 08:16	04/26/16 21:16	1

Client Sample ID: Wa-018
Date Collected: 04/08/16 05:12
Date Received: 04/08/16 08:05

Lab Sample ID: 460-111911-15
Matrix: Water

Method: 200.8 - Metals (ICP/MS)

Analyte	Result	Qualifier	RL	MDL	Unit	D	Prepared	Analyzed	Dil Fac
Lead	0.090	U	2.5	0.090	ug/L			04/21/16 00:25	1

Client Sample ID: Wa-019
Date Collected: 04/08/16 04:36
Date Received: 04/08/16 08:05

Lab Sample ID: 460-111911-16
Matrix: Water

Method: 200.8 - Metals (ICP/MS)

Analyte	Result	Qualifier	RL	MDL	Unit	D	Prepared	Analyzed	Dil Fac
Lead	0.86	J	2.5	0.090	ug/L			04/24/16 18:43	1

Client Sample ID: Wa-020
Date Collected: 04/08/16 04:26
Date Received: 04/08/16 08:05

Lab Sample ID: 460-111911-17
Matrix: Water

Method: 200.8 - Metals (ICP/MS)

Analyte	Result	Qualifier	RL	MDL	Unit	D	Prepared	Analyzed	Dil Fac
Lead	1.8	J	2.5	0.090	ug/L			04/25/16 16:51	1

Client Sample ID: Wa-021
Date Collected: 04/08/16 04:33
Date Received: 04/08/16 08:05

Lab Sample ID: 460-111911-18
Matrix: Water

Method: 200.8 - Metals (ICP/MS)

Analyte	Result	Qualifier	RL	MDL	Unit	D	Prepared	Analyzed	Dil Fac
Lead	0.48	J	2.5	0.090	ug/L			04/25/16 16:54	1

Client Sample ID: Wa-022
Date Collected: 04/08/16 04:33
Date Received: 04/08/16 08:05

Lab Sample ID: 460-111911-19
Matrix: Water

Method: 200.8 - Metals (ICP/MS)

Analyte	Result	Qualifier	RL	MDL	Unit	D	Prepared	Analyzed	Dil Fac
Lead	0.27	J	2.5	0.090	ug/L			04/25/16 16:57	1

Client Sample ID: Wa-023
Date Collected: 04/08/16 04:40
Date Received: 04/08/16 08:05

Lab Sample ID: 460-111911-20
Matrix: Water

Method: 200.8 - Metals (ICP/MS)

Analyte	Result	Qualifier	RL	MDL	Unit	D	Prepared	Analyzed	Dil Fac
Lead	2.2	J	2.5	0.090	ug/L			04/25/16 16:59	1

Client Sample ID: Wa-024
Date Collected: 04/08/16 04:37
Date Received: 04/08/16 08:05

Lab Sample ID: 460-111911-21
Matrix: Water

Method: 200.8 - Metals (ICP/MS)

Analyte	Result	Qualifier	RL	MDL	Unit	D	Prepared	Analyzed	Dil Fac
Lead	26.3		2.5	0.090	ug/L			04/25/16 17:02	1

Client Sample ID: Wa-025
Date Collected: 04/08/16 04:35
Date Received: 04/08/16 08:05

Lab Sample ID: 460-111911-22
Matrix: Water

Method: 200.8 - Metals (ICP/MS)

Analyte	Result	Qualifier	RL	MDL	Unit	D	Prepared	Analyzed	Dil Fac
Lead	5.2		2.5	0.090	ug/L			04/24/16 17:00	1

Client Sample ID: Wa-026
Date Collected: 04/08/16 04:38
Date Received: 04/08/16 08:05

Lab Sample ID: 460-111911-23
Matrix: Water

Method: 200.8 - Metals (ICP/MS)

Analyte	Result	Qualifier	RL	MDL	Unit	D	Prepared	Analyzed	Dil Fac
Lead	1.1	J	2.5	0.090	ug/L			04/24/16 17:08	1

Client Sample ID: Wa-027
Date Collected: 04/08/16 04:38
Date Received: 04/08/16 08:05

Lab Sample ID: 460-111911-24
Matrix: Water

Method: 200.8 - Metals (ICP/MS)

Analyte	Result	Qualifier	RL	MDL	Unit	D	Prepared	Analyzed	Dil Fac
Lead	33.0		2.5	0.090	ug/L		04/26/16 08:16	04/26/16 21:25	1

Client Sample ID: Wa-028
Date Collected: 04/08/16 05:16
Date Received: 04/08/16 08:05

Lab Sample ID: 460-111911-25
Matrix: Water

Method: 200.8 - Metals (ICP/MS)

Analyte	Result	Qualifier	RL	MDL	Unit	D	Prepared	Analyzed	Dil Fac
Lead	0.090	U	2.5	0.090	ug/L			04/24/16 17:14	1

Client Sample ID: Wa-029
Date Collected: 04/08/16 04:42
Date Received: 04/08/16 08:05

Lab Sample ID: 460-111911-26
Matrix: Water

Method: 200.8 - Metals (ICP/MS)

Analyte	Result	Qualifier	RL	MDL	Unit	D	Prepared	Analyzed	Dil Fac
Lead	2.5		2.5	0.090	ug/L			04/24/16 17:17	1

Client Sample ID: Wa-030
Date Collected: 04/08/16 04:44
Date Received: 04/08/16 08:05

Lab Sample ID: 460-111911-27
Matrix: Water

Method: 200.8 - Metals (ICP/MS)

Analyte	Result	Qualifier	RL	MDL	Unit	D	Prepared	Analyzed	Dil Fac
Lead	2.2	J	2.5	0.090	ug/L			04/24/16 17:20	1

Client Sample ID: Wa-031
Date Collected: 04/08/16 05:09
Date Received: 04/08/16 08:05

Lab Sample ID: 460-111911-28
Matrix: Water

Method: 200.8 - Metals (ICP/MS)

Analyte	Result	Qualifier	RL	MDL	Unit	D	Prepared	Analyzed	Dil Fac
Lead	4.1		2.5	0.090	ug/L			04/24/16 17:23	1

Client Sample ID: Wa-032
Date Collected: 04/08/16 05:17
Date Received: 04/08/16 08:05

Lab Sample ID: 460-111911-29
Matrix: Water

Method: 200.8 - Metals (ICP/MS)

Analyte	Result	Qualifier	RL	MDL	Unit	D	Prepared	Analyzed	Dil Fac
Lead	**2.1**	**J**	2.5	0.090	ug/L			04/24/16 17:25	1

Client Sample ID: Wa-033
Date Collected: 04/08/16 05:42
Date Received: 04/08/16 08:05

Lab Sample ID: 460-111911-30
Matrix: Water

Method: 200.8 - Metals (ICP/MS)

Analyte	Result	Qualifier	RL	MDL	Unit	D	Prepared	Analyzed	Dil Fac
Lead	**1.0**	**J**	2.5	0.090	ug/L			04/24/16 17:28	1

Client Sample ID: Wa-034
Date Collected: 04/08/16 05:00
Date Received: 04/08/16 08:05

Lab Sample ID: 460-111911-31
Matrix: Water

Method: 200.8 - Metals (ICP/MS)

Analyte	Result	Qualifier	RL	MDL	Unit	D	Prepared	Analyzed	Dil Fac
Lead	**7.2**		2.5	0.090	ug/L			04/24/16 17:31	1

Client Sample ID: Wa-035
Date Collected: 04/08/16 04:45
Date Received: 04/08/16 08:05

Lab Sample ID: 460-111911-32
Matrix: Water

Method: 200.8 - Metals (ICP/MS)

Analyte	Result	Qualifier	RL	MDL	Unit	D	Prepared	Analyzed	Dil Fac
Lead	**4.1**		2.5	0.090	ug/L			04/24/16 17:34	1

Client Sample ID: Wa-036
Date Collected: 04/08/16 05:20
Date Received: 04/08/16 08:05

Lab Sample ID: 460-111911-33
Matrix: Water

Method: 200.8 - Metals (ICP/MS)

Analyte	Result	Qualifier	RL	MDL	Unit	D	Prepared	Analyzed	Dil Fac
Lead	**197**		2.5	0.090	ug/L			04/24/16 17:43	1

Method: 6010C - Metals (ICP)

Analyte	Result	Qualifier	RL	MDL	Unit	D	Prepared	Analyzed	Dil Fac
Calcium	**20100**		5000	317	ug/L		04/12/16 08:51	04/12/16 18:36	1

Method: SM 2340B - Hardness, Calculation - Total Recoverable

Analyte	Result	Qualifier	RL	MDL	Unit	D	Prepared	Analyzed	Dil Fac
Calcium hardness as calcium carbonate	**50.2**		12.5	12.5	mg/L			04/21/16 15:36	1

General Chemistry

Analyte	Result	Qualifier	RL	MDL	Unit	D	Prepared	Analyzed	Dil Fac
Langelier Index	**-0.25**				NONE			04/22/16 11:47	1
Bicarbonate Alkalinity as CaCO3	**30.1**		5.0	5.0	mg/L			04/19/16 11:30	1
Carbonate Alkalinity as CaCO3	5.0	U	5.0	5.0	mg/L			04/19/16 11:30	1
Alkalinity	**30.1**		5.0	5.0	mg/L			04/19/16 11:30	1
Hydroxide Alkalinity	5.0	U	5.0	5.0	mg/L			04/19/16 11:30	1
Total Dissolved Solids	**215**		10.0	10.0	mg/L			04/12/16 10:40	1

Client Sample ID: Wa-037
Date Collected: 04/08/16 05:16
Date Received: 04/08/16 08:05

Lab Sample ID: 460-111911-34
Matrix: Water

Method: 200.8 - Metals (ICP/MS)

Analyte	Result	Qualifier	RL	MDL	Unit	D	Prepared	Analyzed	Dil Fac
Lead	0.090	U	2.5	0.090	ug/L			04/24/16 17:45	1

Client Sample ID: Wa-038
Date Collected: 04/08/16 05:05
Date Received: 04/08/16 08:05

Lab Sample ID: 460-111911-35
Matrix: Water

Method: 200.8 - Metals (ICP/MS)

Analyte	Result	Qualifier	RL	MDL	Unit	D	Prepared	Analyzed	Dil Fac
Lead	0.090	U	2.5	0.090	ug/L			04/24/16 17:48	1

Client Sample ID: Wa-039
Date Collected: 04/08/16 05:10
Date Received: 04/08/16 08:05

Lab Sample ID: 460-111911-36
Matrix: Water

Method: 200.8 - Metals (ICP/MS)

Analyte	Result	Qualifier	RL	MDL	Unit	D	Prepared	Analyzed	Dil Fac
Lead	0.090	U	2.5	0.090	ug/L			04/24/16 17:51	1

Client Sample ID: Wa-040
Date Collected: 04/08/16 05:35
Date Received: 04/08/16 08:05

Lab Sample ID: 460-111911-37
Matrix: Water

Method: 200.8 - Metals (ICP/MS)

Analyte	Result	Qualifier	RL	MDL	Unit	D	Prepared	Analyzed	Dil Fac
Lead	**1.4**	**J**	2.5	0.090	ug/L			04/24/16 17:54	1

Client Sample ID: Wa-041
Date Collected: 04/08/16 05:40
Date Received: 04/08/16 08:05

Lab Sample ID: 460-111911-38
Matrix: Water

Method: 200.8 - Metals (ICP/MS)

Analyte	Result	Qualifier	RL	MDL	Unit	D	Prepared	Analyzed	Dil Fac
Lead	**1.2**	**J**	2.5	0.090	ug/L			04/24/16 17:57	1

Client Sample ID: Wa-042
Date Collected: 04/08/16 05:34
Date Received: 04/08/16 08:05

Lab Sample ID: 460-111911-39
Matrix: Water

Method: 200.8 - Metals (ICP/MS)

Analyte	Result	Qualifier	RL	MDL	Unit	D	Prepared	Analyzed	Dil Fac
Lead	**0.22**	**J**	2.5	0.090	ug/L			04/24/16 18:17	1

Client Sample ID: Wa-043
Date Collected: 04/08/16 04:34
Date Received: 04/08/16 08:05

Lab Sample ID: 460-111911-40
Matrix: Water

Method: 200.8 - Metals (ICP/MS)

Analyte	Result	Qualifier	RL	MDL	Unit	D	Prepared	Analyzed	Dil Fac
Lead	**1.2**	**J**	2.5	0.090	ug/L			04/24/16 18:23	1

Client Sample ID: Wa-044
Date Collected: 04/08/16 05:40
Date Received: 04/08/16 08:05

Lab Sample ID: 460-111911-41
Matrix: Water

Method: 200.8 - Metals (ICP/MS)

Analyte	Result	Qualifier	RL	MDL	Unit	D	Prepared	Analyzed	Dil Fac
Lead	0.49	J	2.5	0.090	ug/L			04/24/16 18:26	1

Client Sample ID: Wa-045
Date Collected: 04/08/16 05:40
Date Received: 04/08/16 08:05

Lab Sample ID: 460-111911-42
Matrix: Water

Method: 200.8 - Metals (ICP/MS)

Analyte	Result	Qualifier	RL	MDL	Unit	D	Prepared	Analyzed	Dil Fac
Lead	1.6	J	2.5	0.090	ug/L			04/24/16 18:28	1

Client Sample ID: Wa-046
Date Collected: 04/08/16 05:42
Date Received: 04/08/16 08:05

Lab Sample ID: 460-111911-43
Matrix: Water

Method: 200.8 - Metals (ICP/MS)

Analyte	Result	Qualifier	RL	MDL	Unit	D	Prepared	Analyzed	Dil Fac
Lead	0.21	J	2.5	0.090	ug/L			04/24/16 18:37	1

Client Sample ID: Wa-047
Date Collected: 04/08/16 05:42
Date Received: 04/08/16 08:05

Lab Sample ID: 460-111911-44
Matrix: Water

Method: 200.8 - Metals (ICP/MS)

Analyte	Result	Qualifier	RL	MDL	Unit	D	Prepared	Analyzed	Dil Fac
Lead	0.80	J	2.5	0.090	ug/L			04/24/16 18:40	1

Client Sample ID: Dup-004
Date Collected: 04/08/16 00:00
Date Received: 04/08/16 08:05

Lab Sample ID: 460-111911-45
Matrix: Water

Method: 200.8 - Metals (ICP/MS)

Analyte	Result	Qualifier	RL	MDL	Unit	D	Prepared	Analyzed	Dil Fac
Lead	0.32	J	2.5	0.090	ug/L			04/24/16 16:45	1

Client Sample ID: FB20160408
Date Collected: 04/08/16 06:00
Date Received: 04/08/16 08:05

Lab Sample ID: 460-111911-46
Matrix: Water

Method: 200.8 - Metals (ICP/MS)

Analyte	Result	Qualifier	RL	MDL	Unit	D	Prepared	Analyzed	Dil Fac
Lead	0.090	U	2.5	0.090	ug/L			04/24/16 16:51	1

Client Sample ID: Wa-043A
Date Collected: 04/06/16 05:49
Date Received: 04/08/16 08:05

Lab Sample ID: 460-111911-47
Matrix: Water

Method: 200.8 - Metals (ICP/MS)

Analyte	Result	Qualifier	RL	MDL	Unit	D	Prepared	Analyzed	Dil Fac
Lead	0.25	J	2.5	0.090	ug/L			04/24/16 16:54	1

Client Sample ID: Wa-043A

Date Collected: 04/06/16 05:49
Date Received: 04/08/16 08:05

Lab Sample ID: 460-111911-47

Matrix: Water

Method: 6010C - Metals (ICP)

Analyte	Result	Qualifier	RL	MDL	Unit	D	Prepared	Analyzed	Dil Fac
Calcium	**20800**		5000	317	ug/L		04/14/16 07:44	04/14/16 21:32	1

Method: SM 2340B - Hardness, Calculation - Total Recoverable

Analyte	Result	Qualifier	RL	MDL	Unit	D	Prepared	Analyzed	Dil Fac
Calcium hardness as calcium carbonate	**51.9**		12.5	12.5	mg/L			04/21/16 15:36	1

General Chemistry

Analyte	Result	Qualifier	RL	MDL	Unit	D	Prepared	Analyzed	Dil Fac
Langelier Index	**-0.34**				NONE			04/22/16 11:47	1
Bicarbonate Alkalinity as CaCO3	**34.1**		5.0	5.0	mg/L			04/19/16 11:30	1
Carbonate Alkalinity as CaCO3	5.0	U	5.0	5.0	mg/L			04/19/16 11:30	1
Alkalinity	**34.1**		5.0	5.0	mg/L			04/19/16 11:30	1
Hydroxide Alkalinity	5.0	U	5.0	5.0	mg/L			04/19/16 11:30	1
Total Dissolved Solids	**219**		10.0	10.0	mg/L			04/12/16 10:40	1

Method: 200.8 - Metals (ICP/MS)

Lab Sample ID: MB 460-363869/170
Matrix: Water
Analysis Batch: 363869

Client Sample ID: Method Blank
Prep Type: Total/NA

Analyte	MB Result	MB Qualifier	RL	MDL	Unit	D	Prepared	Analyzed	Dil Fac
Lead	0.090	U	2.5	0.090	ug/L			04/20/16 23:02	1

Lab Sample ID: LCS 460-363869/171
Matrix: Water
Analysis Batch: 363869

Client Sample ID: Lab Control Sample
Prep Type: Total/NA

Analyte	Spike Added	LCS Result	LCS Qualifier	Unit	D	%Rec	%Rec. Limits
Lead	5.00	4.40		ug/L		88	85 - 115

Lab Sample ID: 460-111799-A-36 MS
Matrix: Water
Analysis Batch: 363869

Client Sample ID: Matrix Spike
Prep Type: Total/NA

Analyte	Sample Result	Sample Qualifier	Spike Added	MS Result	MS Qualifier	Unit	D	%Rec	%Rec. Limits
Lead	3.6		5.00	8.39		ug/L		95	70 - 130

Lab Sample ID: 460-111799-A-35 DU
Matrix: Water
Analysis Batch: 363869

Client Sample ID: Duplicate
Prep Type: Total/NA

Analyte	Sample Result	Sample Qualifier	DU Result	DU Qualifier	Unit	D	RPD	RPD Limit
Lead	10.4		9.87		ug/L		5	20

Lab Sample ID: MB 460-364343/48
Matrix: Water
Analysis Batch: 364343

Client Sample ID: Method Blank
Prep Type: Total/NA

Analyte	MB Result	MB Qualifier	RL	MDL	Unit	D	Prepared	Analyzed	Dil Fac
Lead	0.090	U	2.5	0.090	ug/L			04/24/16 16:34	1

Lab Sample ID: MB 460-364343/81
Matrix: Water
Analysis Batch: 364343

Client Sample ID: Method Blank
Prep Type: Total/NA

Analyte	MB Result	MB Qualifier	RL	MDL	Unit	D	Prepared	Analyzed	Dil Fac
Lead	0.090	U	2.5	0.090	ug/L			04/24/16 18:05	1

Lab Sample ID: LCS 460-364343/49
Matrix: Water
Analysis Batch: 364343

Client Sample ID: Lab Control Sample
Prep Type: Total/NA

Analyte	Spike Added	LCS Result	LCS Qualifier	Unit	D	%Rec	%Rec. Limits
Lead	5.00	4.26		ug/L		85	85 - 115

Lab Sample ID: LCS 460-364343/82
Matrix: Water
Analysis Batch: 364343

Client Sample ID: Lab Control Sample
Prep Type: Total/NA

Analyte	Spike Added	LCS Result	LCS Qualifier	Unit	D	%Rec	%Rec. Limits
Lead	5.00	4.25		ug/L		85	85 - 115

Lab Sample ID: 460-111911-39 MS
Matrix: Water
Analysis Batch: 364343

Client Sample ID: Wa-042
Prep Type: Total/NA

Analyte	Sample Result	Sample Qualifier	Spike Added	MS Result	MS Qualifier	Unit	D	%Rec	%Rec. Limits		
Lead	0.22	J	5.00	3.89		ug/L		73	70 - 130		

Lab Sample ID: 460-111911-45 MS
Matrix: Water
Analysis Batch: 364343

Client Sample ID: Dup-004
Prep Type: Total/NA

Analyte	Sample Result	Sample Qualifier	Spike Added	MS Result	MS Qualifier	Unit	D	%Rec	%Rec. Limits		
Lead	0.32	J	5.00	4.88		ug/L		91	70 - 130		

Lab Sample ID: 460-111911-47 MS
Matrix: Water
Analysis Batch: 364343

Client Sample ID: Wa-043A
Prep Type: Total/NA

Analyte	Sample Result	Sample Qualifier	Spike Added	MS Result	MS Qualifier	Unit	D	%Rec	%Rec. Limits		
Lead	0.25	J	5.00	4.78		ug/L		91	70 - 130		

Lab Sample ID: 460-111911-39 DU
Matrix: Water
Analysis Batch: 364343

Client Sample ID: Wa-042
Prep Type: Total/NA

Analyte	Sample Result	Sample Qualifier		DU Result	DU Qualifier	Unit	D			RPD	RPD Limit
Lead	0.22	J		0.252	J	ug/L				15	20

Lab Sample ID: 460-111911-45 DU
Matrix: Water
Analysis Batch: 364343

Client Sample ID: Dup-004
Prep Type: Total/NA

Analyte	Sample Result	Sample Qualifier		DU Result	DU Qualifier	Unit	D			RPD	RPD Limit
Lead	0.32	J		0.325	J	ug/L				2	20

Lab Sample ID: MB 460-364582/15
Matrix: Water
Analysis Batch: 364582

Client Sample ID: Method Blank
Prep Type: Total/NA

Analyte	MB Result	MB Qualifier	RL	MDL	Unit	D	Prepared	Analyzed	Dil Fac
Lead	0.090	U	2.5	0.090	ug/L			04/25/16 15:39	1

Lab Sample ID: LCS 460-364582/16
Matrix: Water
Analysis Batch: 364582

Client Sample ID: Lab Control Sample
Prep Type: Total/NA

Analyte			Spike Added	LCS Result	LCS Qualifier	Unit	D	%Rec	%Rec. Limits		
Lead			5.00	4.43		ug/L		89	85 - 115		

Lab Sample ID: 460-111633-A-1 MS
Matrix: Water
Analysis Batch: 364582

Client Sample ID: Matrix Spike
Prep Type: Total/NA

Analyte	Sample Result	Sample Qualifier	Spike Added	MS Result	MS Qualifier	Unit	D	%Rec	%Rec. Limits		
Lead	4.3		5.00	8.64		ug/L		87	70 - 130		

Method: 200.8 - Metals (ICP/MS) (Continued)

Lab Sample ID: 460-111633-A-3 DU
Matrix: Water
Analysis Batch: 364582

Client Sample ID: Duplicate
Prep Type: Total/NA

Analyte	Sample Result	Sample Qualifier	DU Result	DU Qualifier	Unit	D	RPD	RPD Limit
Lead	2.0	J	2.02	J	ug/L		0.2	20

Lab Sample ID: MB 460-364714/1-A
Matrix: Water
Analysis Batch: 364854

Client Sample ID: Method Blank
Prep Type: Total/NA
Prep Batch: 364714

Analyte	MB Result	MB Qualifier	RL	MDL	Unit	D	Prepared	Analyzed	Dil Fac
Lead	0.090	U	2.5	0.090	ug/L		04/26/16 08:16	04/26/16 20:53	1

Lab Sample ID: LCS 460-364714/2-A
Matrix: Water
Analysis Batch: 364854

Client Sample ID: Lab Control Sample
Prep Type: Total/NA
Prep Batch: 364714

Analyte	Spike Added	LCS Result	LCS Qualifier	Unit	D	%Rec	%Rec. Limits
Lead	5.00	4.52		ug/L		90	85 - 115

Lab Sample ID: 460-111911-14 MS
Matrix: Water
Analysis Batch: 364854

Client Sample ID: Wa-015
Prep Type: Total/NA
Prep Batch: 364714

Analyte	Sample Result	Sample Qualifier	Spike Added	MS Result	MS Qualifier	Unit	D	%Rec	%Rec. Limits
Lead	34.2		5.00	39.50	4	ug/L		107	70 - 130

Lab Sample ID: 460-111911-14 DU
Matrix: Water
Analysis Batch: 364854

Client Sample ID: Wa-015
Prep Type: Total/NA
Prep Batch: 364714

Analyte	Sample Result	Sample Qualifier	DU Result	DU Qualifier	Unit	D	RPD	RPD Limit
Lead	34.2		34.40		ug/L		0.7	20

Method: 6010C - Metals (ICP)

Lab Sample ID: MB 460-362089/1-A
Matrix: Water
Analysis Batch: 362155

Client Sample ID: Method Blank
Prep Type: Total/NA
Prep Batch: 362089

Analyte	MB Result	MB Qualifier	RL	MDL	Unit	D	Prepared	Analyzed	Dil Fac
Calcium	317	U	5000	317	ug/L		04/12/16 08:51	04/12/16 18:24	1

Lab Sample ID: LCS 460-362089/2-A
Matrix: Water
Analysis Batch: 362155

Client Sample ID: Lab Control Sample
Prep Type: Total/NA
Prep Batch: 362089

Analyte	Spike Added	LCS Result	LCS Qualifier	Unit	D	%Rec	%Rec. Limits
Calcium	20000	18200		ug/L		91	80 - 120

Method: 6010C - Metals (ICP) (Continued)

Lab Sample ID: 460-111911-33 MS — **Client Sample ID: Wa-036**
Matrix: Water — **Prep Type: Total/NA**
Analysis Batch: 362155 — **Prep Batch: 362089**

Analyte	Sample Result	Sample Qualifier	Spike Added	MS Result	MS Qualifier	Unit	D	%Rec	%Rec. Limits
Calcium	20100		20000	38680		ug/L		93	75 - 125

Lab Sample ID: 460-111911-33 DU — **Client Sample ID: Wa-036**
Matrix: Water — **Prep Type: Total/NA**
Analysis Batch: 362155 — **Prep Batch: 362089**

Analyte	Sample Result	Sample Qualifier	DU Result	DU Qualifier	Unit	D	RPD	RPD Limit
Calcium	20100		20190		ug/L		0.5	20

Lab Sample ID: MB 460-362466/1-A — **Client Sample ID: Method Blank**
Matrix: Water — **Prep Type: Total/NA**
Analysis Batch: 362574 — **Prep Batch: 362466**

Analyte	MB Result	MB Qualifier	RL	MDL	Unit	D	Prepared	Analyzed	Dil Fac
Calcium	317	U	5000	317	ug/L		04/14/16 07:44	04/14/16 20:45	1

Lab Sample ID: LCS 460-362466/2-A — **Client Sample ID: Lab Control Sample**
Matrix: Water — **Prep Type: Total/NA**
Analysis Batch: 362574 — **Prep Batch: 362466**

Analyte	Spike Added	LCS Result	LCS Qualifier	Unit	D	%Rec	%Rec. Limits
Calcium	20000	18700		ug/L		94	80 - 120

Lab Sample ID: 460-112068-K-6-D MS — **Client Sample ID: Matrix Spike**
Matrix: Water — **Prep Type: Total/NA**
Analysis Batch: 362574 — **Prep Batch: 362466**

Analyte	Sample Result	Sample Qualifier	Spike Added	MS Result	MS Qualifier	Unit	D	%Rec	%Rec. Limits
Calcium	317	U	20000	18800		ug/L		94	75 - 125

Lab Sample ID: 460-112068-K-6-C DU — **Client Sample ID: Duplicate**
Matrix: Water — **Prep Type: Total/NA**
Analysis Batch: 362574 — **Prep Batch: 362466**

Analyte	Sample Result	Sample Qualifier	DU Result	DU Qualifier	Unit	D	RPD	RPD Limit
Calcium	317	U	317	U	ug/L		NC	20

Method: SM 2320B - Alkalinity

Lab Sample ID: MB 460-363395/1 — **Client Sample ID: Method Blank**
Matrix: Water — **Prep Type: Total/NA**
Analysis Batch: 363395

Analyte	MB Result	MB Qualifier	RL	MDL	Unit	D	Prepared	Analyzed	Dil Fac
Alkalinity	5.0	U	5.0	5.0	mg/L			04/19/16 11:30	1

Method: SM 2320B - Alkalinity (Continued)

Lab Sample ID: LCSSRM 460-363395/2
Matrix: Water
Analysis Batch: 363395

Client Sample ID: Lab Control Sample
Prep Type: Total/NA

Analyte			Spike Added	LCSSRM Result	LCSSRM Qualifier	Unit	D	%Rec	%Rec. Limits		
Alkalinity			151	146.3		mg/L		96.9	90.7 - 107.9		

Lab Sample ID: 460-111911-47 DU
Matrix: Water
Analysis Batch: 363395

Client Sample ID: Wa-043A
Prep Type: Total/NA

Analyte	Sample Result	Sample Qualifier		DU Result	DU Qualifier	Unit	D			RPD	RPD Limit
Bicarbonate Alkalinity as CaCO3	34.1			34.07		mg/L				0	17
Carbonate Alkalinity as CaCO3	5.0	U		5.0	U	mg/L				NC	17
Alkalinity	34.1			34.07		mg/L				0	17
Hydroxide Alkalinity	5.0	U		5.0	U	mg/L				NC	17

Method: SM 2540C - Solids, Total Dissolved (TDS)

Lab Sample ID: MB 460-362112/1
Matrix: Water
Analysis Batch: 362112

Client Sample ID: Method Blank
Prep Type: Total/NA

Analyte	MB Result	MB Qualifier	RL	MDL	Unit	D	Prepared	Analyzed	Dil Fac
Total Dissolved Solids	10.0	U	10.0	10.0	mg/L			04/12/16 10:40	1

Lab Sample ID: LCSSRM 460-362112/2
Matrix: Water
Analysis Batch: 362112

Client Sample ID: Lab Control Sample
Prep Type: Total/NA

Analyte			Spike Added	LCSSRM Result	LCSSRM Qualifier	Unit	D	%Rec	%Rec. Limits		
Total Dissolved Solids			455	400.0		mg/L		87.9	84.4 - 109.9		

Lab Sample ID: 460-111938-A-1 DU
Matrix: Water
Analysis Batch: 362112

Client Sample ID: Duplicate
Prep Type: Total/NA

Analyte	Sample Result	Sample Qualifier		DU Result	DU Qualifier	Unit	D			RPD	RPD Limit
Total Dissolved Solids	304			279.0	F3	mg/L				9	5

Qualifiers

Metals

Qualifier	Qualifier Description
J	Result is less than the RL but greater than or equal to the MDL and the concentration is an approximate value.
4	MS, MSD: The analyte present in the original sample is greater than 4 times the matrix spike concentration; therefore, control limits are not applicable.
U	Indicates the analyte was analyzed for but not detected.

General Chemistry

Qualifier	Qualifier Description
U	Indicates the analyte was analyzed for but not detected.
F3	Duplicate RPD exceeds the control limit

Glossary

Abbreviation	These commonly used abbreviations may or may not be present in this report.
¤	Listed under the "D" column to designate that the result is reported on a dry weight basis
%R	Percent Recovery
CFL	Contains Free Liquid
CNF	Contains no Free Liquid
DER	Duplicate error ratio (normalized absolute difference)
Dil Fac	Dilution Factor
DL, RA, RE, IN	Indicates a Dilution, Re-analysis, Re-extraction, or additional Initial metals/anion analysis of the sample
DLC	Decision level concentration
MDA	Minimum detectable activity
EDL	Estimated Detection Limit
MDC	Minimum detectable concentration
MDL	Method Detection Limit
ML	Minimum Level (Dioxin)
NC	Not Calculated
ND	Not detected at the reporting limit (or MDL or EDL if shown)
PQL	Practical Quantitation Limit
QC	Quality Control
RER	Relative error ratio
RL	Reporting Limit or Requested Limit (Radiochemistry)
RPD	Relative Percent Difference, a measure of the relative difference between two points
TEF	Toxicity Equivalent Factor (Dioxin)
TEQ	Toxicity Equivalent Quotient (Dioxin)

Metals

Prep Batch: 362089

Lab Sample ID	Client Sample ID	Prep Type	Matrix	Method	Prep Batch
460-111911-33	Wa-036	Total/NA	Water	3010A	
460-111911-33 DU	Wa-036	Total/NA	Water	3010A	
460-111911-33 MS	Wa-036	Total/NA	Water	3010A	
460-111911-33 PDS	Wa-036	Total/NA	Water	3010A	
460-111911-33 SD	Wa-036	Total/NA	Water	3010A	
LCS 460-362089/2-A	Lab Control Sample	Total/NA	Water	3010A	
MB 460-362089/1-A	Method Blank	Total/NA	Water	3010A	

Analysis Batch: 362155

Lab Sample ID	Client Sample ID	Prep Type	Matrix	Method	Prep Batch
460-111911-33	Wa-036	Total/NA	Water	6010C	362089
460-111911-33 DU	Wa-036	Total/NA	Water	6010C	362089
460-111911-33 MS	Wa-036	Total/NA	Water	6010C	362089
460-111911-33 PDS	Wa-036	Total/NA	Water	6010C	362089
460-111911-33 SD	Wa-036	Total/NA	Water	6010C	362089
ICSA 460-362155/10	ICS		Water	6010C	
ICSAB 460-362155/11	ICS		Water	6010C	
LCS 460-362089/2-A	Lab Control Sample	Total/NA	Water	6010C	362089
MB 460-362089/1-A	Method Blank	Total/NA	Water	6010C	362089

Prep Batch: 362466

Lab Sample ID	Client Sample ID	Prep Type	Matrix	Method	Prep Batch
460-111911-47	Wa-043A	Total/NA	Water	3010A	
460-112068-K-6-B PDS	Post Spike	Total/NA	Water	3010A	
460-112068-K-6-B SD	SD	Total/NA	Water	3010A	
460-112068-K-6-C DU	Duplicate	Total/NA	Water	3010A	
460-112068-K-6-D MS	Matrix Spike	Total/NA	Water	3010A	
LCS 460-362466/2-A	Lab Control Sample	Total/NA	Water	3010A	
MB 460-362466/1-A	Method Blank	Total/NA	Water	3010A	

Analysis Batch: 362574

Lab Sample ID	Client Sample ID	Prep Type	Matrix	Method	Prep Batch
460-111911-47	Wa-043A	Total/NA	Water	6010C	362466
460-112068-K-6-B PDS	Post Spike	Total/NA	Water	6010C	362466
460-112068-K-6-B SD	SD	Total/NA	Water	6010C	362466
460-112068-K-6-C DU	Duplicate	Total/NA	Water	6010C	362466
460-112068-K-6-D MS	Matrix Spike	Total/NA	Water	6010C	362466
ICSA 460-362574/10	ICS		Water	6010C	
ICSAB 460-362574/11	ICS		Water	6010C	
LCS 460-362466/2-A	Lab Control Sample	Total/NA	Water	6010C	362466
MB 460-362466/1-A	Method Blank	Total/NA	Water	6010C	362466

Analysis Batch: 363869

Lab Sample ID	Client Sample ID	Prep Type	Matrix	Method	Prep Batch
460-111799-A-35 DU	Duplicate	Total/NA	Water	200.8	
460-111799-A-35 SD ^5	SD	Total/NA	Water	200.8	
460-111799-A-36 MS	Matrix Spike	Total/NA	Water	200.8	
460-111911-1	Wa-001	Total/NA	Water	200.8	
460-111911-2	Wa-002	Total/NA	Water	200.8	
460-111911-3	Wa-003	Total/NA	Water	200.8	
460-111911-4	Wa-004	Total/NA	Water	200.8	

Metals (Continued)

Analysis Batch: 363869 (Continued)

Lab Sample ID	Client Sample ID	Prep Type	Matrix	Method	Prep Batch
460-111911-5	Wa-006	Total/NA	Water	200.8	
460-111911-6	Wa-007	Total/NA	Water	200.8	
460-111911-7	Wa-008	Total/NA	Water	200.8	
460-111911-8	Wa-009	Total/NA	Water	200.8	
460-111911-9	Wa-010	Total/NA	Water	200.8	
460-111911-10	Wa-011	Total/NA	Water	200.8	
460-111911-11	Wa-012	Total/NA	Water	200.8	
460-111911-12	Wa-013	Total/NA	Water	200.8	
460-111911-13	Wa-014	Total/NA	Water	200.8	
460-111911-15	Wa-018	Total/NA	Water	200.8	
CRI 460-363869/17	DL		Water	200.8	
ICSA 460-363869/18	ICS		Water	200.8	
ICSAB 460-363869/19	ICS		Water	200.8	
LCS 460-363869/171	Lab Control Sample	Total/NA	Water	200.8	
MB 460-363869/170	Method Blank	Total/NA	Water	200.8	

Analysis Batch: 363954

Lab Sample ID	Client Sample ID	Prep Type	Matrix	Method	Prep Batch
460-111911-33	Wa-036	Total Recoverable	Water	SM 2340B	
460-111911-47	Wa-043A	Total Recoverable	Water	SM 2340B	

Analysis Batch: 364343

Lab Sample ID	Client Sample ID	Prep Type	Matrix	Method	Prep Batch
460-111911-16	Wa-019	Total/NA	Water	200.8	
460-111911-22	Wa-025	Total/NA	Water	200.8	
460-111911-23	Wa-026	Total/NA	Water	200.8	
460-111911-25	Wa-028	Total/NA	Water	200.8	
460-111911-26	Wa-029	Total/NA	Water	200.8	
460-111911-27	Wa-030	Total/NA	Water	200.8	
460-111911-28	Wa-031	Total/NA	Water	200.8	
460-111911-29	Wa-032	Total/NA	Water	200.8	
460-111911-30	Wa-033	Total/NA	Water	200.8	
460-111911-31	Wa-034	Total/NA	Water	200.8	
460-111911-32	Wa-035	Total/NA	Water	200.8	
460-111911-33	Wa-036	Total/NA	Water	200.8	
460-111911-34	Wa-037	Total/NA	Water	200.8	
460-111911-35	Wa-038	Total/NA	Water	200.8	
460-111911-36	Wa-039	Total/NA	Water	200.8	
460-111911-37	Wa-040	Total/NA	Water	200.8	
460-111911-38	Wa-041	Total/NA	Water	200.8	
460-111911-39	Wa-042	Total/NA	Water	200.8	
460-111911-39 DU	Wa-042	Total/NA	Water	200.8	
460-111911-39 MS	Wa-042	Total/NA	Water	200.8	
460-111911-39 SD	Wa-042	Total/NA	Water	200.8	
460-111911-40	Wa-043	Total/NA	Water	200.8	
460-111911-41	Wa-044	Total/NA	Water	200.8	
460-111911-42	Wa-045	Total/NA	Water	200.8	
460-111911-43	Wa-046	Total/NA	Water	200.8	
460-111911-44	Wa-047	Total/NA	Water	200.8	
460-111911-45	Dup-004	Total/NA	Water	200.8	
460-111911-45 DU	Dup-004	Total/NA	Water	200.8	

Metals (Continued)

Analysis Batch: 364343 (Continued)

Lab Sample ID	Client Sample ID	Prep Type	Matrix	Method	Prep Batch
460-111911-45 MS	Dup-004	Total/NA	Water	200.8	
460-111911-45 SD	Dup-004	Total/NA	Water	200.8	
460-111911-46	FB20160408	Total/NA	Water	200.8	
460-111911-47	Wa-043A	Total/NA	Water	200.8	
460-111911-47 MS	Wa-043A	Total/NA	Water	200.8	
CRI 460-364343/8	DL		Water	200.8	
ICSA 460-364343/9	ICS		Water	200.8	
ICSAB 460-364343/10	ICS		Water	200.8	
LCS 460-364343/49	Lab Control Sample	Total/NA	Water	200.8	
LCS 460-364343/82	Lab Control Sample	Total/NA	Water	200.8	
MB 460-364343/48	Method Blank	Total/NA	Water	200.8	
MB 460-364343/81	Method Blank	Total/NA	Water	200.8	

Analysis Batch: 364582

Lab Sample ID	Client Sample ID	Prep Type	Matrix	Method	Prep Batch
460-111633-A-1 MS	Matrix Spike	Total/NA	Water	200.8	
460-111633-A-3 DU	Duplicate	Total/NA	Water	200.8	
460-111633-A-3 SD ^5	SD	Total/NA	Water	200.8	
460-111911-17	Wa-020	Total/NA	Water	200.8	
460-111911-18	Wa-021	Total/NA	Water	200.8	
460-111911-19	Wa-022	Total/NA	Water	200.8	
460-111911-20	Wa-023	Total/NA	Water	200.8	
460-111911-21	Wa-024	Total/NA	Water	200.8	
CRI 460-364582/8	DL		Water	200.8	
ICSA 460-364582/9	ICS		Water	200.8	
ICSAB 460-364582/10	ICS		Water	200.8	
LCS 460-364582/16	Lab Control Sample	Total/NA	Water	200.8	
MB 460-364582/15	Method Blank	Total/NA	Water	200.8	

Prep Batch: 364714

Lab Sample ID	Client Sample ID	Prep Type	Matrix	Method	Prep Batch
460-111911-14	Wa-015	Total/NA	Water	200	
460-111911-14 DU	Wa-015	Total/NA	Water	200	
460-111911-14 MS	Wa-015	Total/NA	Water	200	
460-111911-14 PDS	Wa-015	Total/NA	Water	200	
460-111911-14 SD	Wa-015	Total/NA	Water	200	
460-111911-24	Wa-027	Total/NA	Water	200	
LCS 460-364714/2-A	Lab Control Sample	Total/NA	Water	200	
MB 460-364714/1-A	Method Blank	Total/NA	Water	200	

Analysis Batch: 364854

Lab Sample ID	Client Sample ID	Prep Type	Matrix	Method	Prep Batch
460-111911-14	Wa-015	Total/NA	Water	200.8	364714
460-111911-14 DU	Wa-015	Total/NA	Water	200.8	364714
460-111911-14 MS	Wa-015	Total/NA	Water	200.8	364714
460-111911-14 PDS	Wa-015	Total/NA	Water	200.8	364714
460-111911-14 SD	Wa-015	Total/NA	Water	200.8	364714
460-111911-24	Wa-027	Total/NA	Water	200.8	364714
CRI 460-364854/8	DL		Water	200.8	
ICSA 460-364854/9	ICS		Water	200.8	
ICSAB 460-364854/10	ICS		Water	200.8	

Metals (Continued)

Analysis Batch: 364854 (Continued)

Lab Sample ID	Client Sample ID	Prep Type	Matrix	Method	Prep Batch
LCS 460-364714/2-A	Lab Control Sample	Total/NA	Water	200.8	364714
MB 460-364714/1-A	Method Blank	Total/NA	Water	200.8	364714

General Chemistry

Analysis Batch: 362112

Lab Sample ID	Client Sample ID	Prep Type	Matrix	Method	Prep Batch
460-111911-33	Wa-036	Total/NA	Water	SM 2540C	
460-111911-47	Wa-043A	Total/NA	Water	SM 2540C	
460-111938-A-1 DU	Duplicate	Total/NA	Water	SM 2540C	
LCSSRM 460-362112/2	Lab Control Sample	Total/NA	Water	SM 2540C	
MB 460-362112/1	Method Blank	Total/NA	Water	SM 2540C	

Analysis Batch: 363395

Lab Sample ID	Client Sample ID	Prep Type	Matrix	Method	Prep Batch
460-111911-33	Wa-036	Total/NA	Water	SM 2320B	
460-111911-47	Wa-043A	Total/NA	Water	SM 2320B	
460-111911-47 DU	Wa-043A	Total/NA	Water	SM 2320B	
LCSSRM 460-363395/2	Lab Control Sample	Total/NA	Water	SM 2320B	
MB 460-363395/1	Method Blank	Total/NA	Water	SM 2320B	

Analysis Batch: 364123

Lab Sample ID	Client Sample ID	Prep Type	Matrix	Method	Prep Batch
460-111911-33	Wa-036	Total/NA	Water	203	
460-111911-47	Wa-043A	Total/NA	Water	203	

Lab Chronicle

Client: Pennjersey Environmental Consulting
Project/Site: Wallace School

TestAmerica Job ID: 460-111911-1

Client Sample ID: Wa-001
Date Collected: 04/08/16 04:20
Date Received: 04/08/16 08:05

Lab Sample ID: 460-111911-1
Matrix: Water

Prep Type	Batch Type	Batch Method	Run	Dilution Factor	Batch Number	Prepared or Analyzed	Analyst	Lab
Total/NA	Analysis	200.8		1	363869	04/20/16 23:39	CDC	TAL EDI

Client Sample ID: Wa-002
Date Collected: 04/08/16 04:20
Date Received: 04/08/16 08:05

Lab Sample ID: 460-111911-2
Matrix: Water

Prep Type	Batch Type	Batch Method	Run	Dilution Factor	Batch Number	Prepared or Analyzed	Analyst	Lab
Total/NA	Analysis	200.8		1	363869	04/20/16 23:42	CDC	TAL EDI

Client Sample ID: Wa-003
Date Collected: 04/08/16 04:19
Date Received: 04/08/16 08:05

Lab Sample ID: 460-111911-3
Matrix: Water

Prep Type	Batch Type	Batch Method	Run	Dilution Factor	Batch Number	Prepared or Analyzed	Analyst	Lab
Total/NA	Analysis	200.8		1	363869	04/20/16 23:45	CDC	TAL EDI

Client Sample ID: Wa-004
Date Collected: 04/08/16 04:21
Date Received: 04/08/16 08:05

Lab Sample ID: 460-111911-4
Matrix: Water

Prep Type	Batch Type	Batch Method	Run	Dilution Factor	Batch Number	Prepared or Analyzed	Analyst	Lab
Total/NA	Analysis	200.8		1	363869	04/20/16 23:47	CDC	TAL EDI

Client Sample ID: Wa-006
Date Collected: 04/08/16 04:20
Date Received: 04/08/16 08:05

Lab Sample ID: 460-111911-5
Matrix: Water

Prep Type	Batch Type	Batch Method	Run	Dilution Factor	Batch Number	Prepared or Analyzed	Analyst	Lab
Total/NA	Analysis	200.8		1	363869	04/20/16 23:50	CDC	TAL EDI

Client Sample ID: Wa-007
Date Collected: 04/08/16 04:25
Date Received: 04/08/16 08:05

Lab Sample ID: 460-111911-6
Matrix: Water

Prep Type	Batch Type	Batch Method	Run	Dilution Factor	Batch Number	Prepared or Analyzed	Analyst	Lab
Total/NA	Analysis	200.8		1	363869	04/20/16 23:53	CDC	TAL EDI

Client Sample ID: Wa-008
Date Collected: 04/08/16 05:12
Date Received: 04/08/16 08:05

Lab Sample ID: 460-111911-7
Matrix: Water

Prep Type	Batch Type	Batch Method	Run	Dilution Factor	Batch Number	Prepared or Analyzed	Analyst	Lab
Total/NA	Analysis	200.8		1	363869	04/20/16 23:56	CDC	TAL EDI

Client Sample ID: Wa-009
Date Collected: 04/08/16 04:26
Date Received: 04/08/16 08:05

Lab Sample ID: 460-111911-8
Matrix: Water

Prep Type	Batch Type	Batch Method	Run	Dilution Factor	Batch Number	Prepared or Analyzed	Analyst	Lab
Total/NA	Analysis	200.8		1	363869	04/20/16 23:59	CDC	TAL EDI

Client Sample ID: Wa-010
Date Collected: 04/08/16 04:26
Date Received: 04/08/16 08:05

Lab Sample ID: 460-111911-9
Matrix: Water

Prep Type	Batch Type	Batch Method	Run	Dilution Factor	Batch Number	Prepared or Analyzed	Analyst	Lab
Total/NA	Analysis	200.8		1	363869	04/21/16 00:02	CDC	TAL EDI

Client Sample ID: Wa-011
Date Collected: 04/08/16 04:27
Date Received: 04/08/16 08:05

Lab Sample ID: 460-111911-10
Matrix: Water

Prep Type	Batch Type	Batch Method	Run	Dilution Factor	Batch Number	Prepared or Analyzed	Analyst	Lab
Total/NA	Analysis	200.8		1	363869	04/21/16 00:10	CDC	TAL EDI

Client Sample ID: Wa-012
Date Collected: 04/08/16 07:27
Date Received: 04/08/16 08:05

Lab Sample ID: 460-111911-11
Matrix: Water

Prep Type	Batch Type	Batch Method	Run	Dilution Factor	Batch Number	Prepared or Analyzed	Analyst	Lab
Total/NA	Analysis	200.8		1	363869	04/21/16 00:13	CDC	TAL EDI

Client Sample ID: Wa-013
Date Collected: 04/08/16 04:29
Date Received: 04/08/16 08:05

Lab Sample ID: 460-111911-12
Matrix: Water

Prep Type	Batch Type	Batch Method	Run	Dilution Factor	Batch Number	Prepared or Analyzed	Analyst	Lab
Total/NA	Analysis	200.8		1	363869	04/21/16 00:16	CDC	TAL EDI

Client Sample ID: Wa-014
Date Collected: 04/08/16 04:32
Date Received: 04/08/16 08:05

Lab Sample ID: 460-111911-13
Matrix: Water

Prep Type	Batch Type	Batch Method	Run	Dilution Factor	Batch Number	Prepared or Analyzed	Analyst	Lab
Total/NA	Analysis	200.8		1	363869	04/21/16 00:19	CDC	TAL EDI

Client Sample ID: Wa-015
Date Collected: 04/08/16 04:30
Date Received: 04/08/16 08:05

Lab Sample ID: 460-111911-14
Matrix: Water

Prep Type	Batch Type	Batch Method	Run	Dilution Factor	Batch Number	Prepared or Analyzed	Analyst	Lab
Total/NA	Prep	200			364714	04/26/16 08:16	QZY	TAL EDI
Total/NA	Analysis	200.8		1	364854	04/26/16 21:16	VAD	TAL EDI

Client Sample ID: Wa-018
Date Collected: 04/08/16 05:12
Date Received: 04/08/16 08:05

Lab Sample ID: 460-111911-15
Matrix: Water

Prep Type	Batch Type	Batch Method	Run	Dilution Factor	Batch Number	Prepared or Analyzed	Analyst	Lab
Total/NA	Analysis	200.8		1	363869	04/21/16 00:25	CDC	TAL EDI

Client Sample ID: Wa-019
Date Collected: 04/08/16 04:36
Date Received: 04/08/16 08:05

Lab Sample ID: 460-111911-16
Matrix: Water

Prep Type	Batch Type	Batch Method	Run	Dilution Factor	Batch Number	Prepared or Analyzed	Analyst	Lab
Total/NA	Analysis	200.8		1	364343	04/24/16 18:43	PHP	TAL EDI

Client Sample ID: Wa-020
Date Collected: 04/08/16 04:26
Date Received: 04/08/16 08:05

Lab Sample ID: 460-111911-17
Matrix: Water

Prep Type	Batch Type	Batch Method	Run	Dilution Factor	Batch Number	Prepared or Analyzed	Analyst	Lab
Total/NA	Analysis	200.8		1	364582	04/25/16 16:51	PHP	TAL EDI

Client Sample ID: Wa-021
Date Collected: 04/08/16 04:33
Date Received: 04/08/16 08:05

Lab Sample ID: 460-111911-18
Matrix: Water

Prep Type	Batch Type	Batch Method	Run	Dilution Factor	Batch Number	Prepared or Analyzed	Analyst	Lab
Total/NA	Analysis	200.8		1	364582	04/25/16 16:54	PHP	TAL EDI

Client Sample ID: Wa-022
Date Collected: 04/08/16 04:33
Date Received: 04/08/16 08:05

Lab Sample ID: 460-111911-19
Matrix: Water

Prep Type	Batch Type	Batch Method	Run	Dilution Factor	Batch Number	Prepared or Analyzed	Analyst	Lab
Total/NA	Analysis	200.8		1	364582	04/25/16 16:57	PHP	TAL EDI

Client Sample ID: Wa-023
Date Collected: 04/08/16 04:40
Date Received: 04/08/16 08:05

Lab Sample ID: 460-111911-20
Matrix: Water

Prep Type	Batch Type	Batch Method	Run	Dilution Factor	Batch Number	Prepared or Analyzed	Analyst	Lab
Total/NA	Analysis	200.8		1	364582	04/25/16 16:59	PHP	TAL EDI

Client Sample ID: Wa-024
Date Collected: 04/08/16 04:37
Date Received: 04/08/16 08:05

Lab Sample ID: 460-111911-21
Matrix: Water

Prep Type	Batch Type	Batch Method	Run	Dilution Factor	Batch Number	Prepared or Analyzed	Analyst	Lab
Total/NA	Analysis	200.8		1	364582	04/25/16 17:02	PHP	TAL EDI

Client Sample ID: Wa-025
Date Collected: 04/08/16 04:35
Date Received: 04/08/16 08:05

Lab Sample ID: 460-111911-22
Matrix: Water

Prep Type	Batch Type	Batch Method	Run	Dilution Factor	Batch Number	Prepared or Analyzed	Analyst	Lab
Total/NA	Analysis	200.8		1	364343	04/24/16 17:00	PHP	TAL EDI

Client Sample ID: Wa-026
Date Collected: 04/08/16 04:38
Date Received: 04/08/16 08:05

Lab Sample ID: 460-111911-23
Matrix: Water

Prep Type	Batch Type	Batch Method	Run	Dilution Factor	Batch Number	Prepared or Analyzed	Analyst	Lab
Total/NA	Analysis	200.8		1	364343	04/24/16 17:08	PHP	TAL EDI

Client Sample ID: Wa-027
Date Collected: 04/08/16 04:38
Date Received: 04/08/16 08:05

Lab Sample ID: 460-111911-24
Matrix: Water

Prep Type	Batch Type	Batch Method	Run	Dilution Factor	Batch Number	Prepared or Analyzed	Analyst	Lab
Total/NA	Prep	200			364714	04/26/16 08:16	QZY	TAL EDI
Total/NA	Analysis	200.8		1	364854	04/26/16 21:25	VAD	TAL EDI

Client Sample ID: Wa-028
Date Collected: 04/08/16 05:16
Date Received: 04/08/16 08:05

Lab Sample ID: 460-111911-25
Matrix: Water

Prep Type	Batch Type	Batch Method	Run	Dilution Factor	Batch Number	Prepared or Analyzed	Analyst	Lab
Total/NA	Analysis	200.8		1	364343	04/24/16 17:14	PHP	TAL EDI

Client Sample ID: Wa-029
Date Collected: 04/08/16 04:42
Date Received: 04/08/16 08:05

Lab Sample ID: 460-111911-26
Matrix: Water

Prep Type	Batch Type	Batch Method	Run	Dilution Factor	Batch Number	Prepared or Analyzed	Analyst	Lab
Total/NA	Analysis	200.8		1	364343	04/24/16 17:17	PHP	TAL EDI

Client Sample ID: Wa-030
Date Collected: 04/08/16 04:44
Date Received: 04/08/16 08:05

Lab Sample ID: 460-111911-27
Matrix: Water

Prep Type	Batch Type	Batch Method	Run	Dilution Factor	Batch Number	Prepared or Analyzed	Analyst	Lab
Total/NA	Analysis	200.8		1	364343	04/24/16 17:20	PHP	TAL EDI

Client Sample ID: Wa-031
Date Collected: 04/08/16 05:09
Date Received: 04/08/16 08:05

Lab Sample ID: 460-111911-28
Matrix: Water

Prep Type	Batch Type	Batch Method	Run	Dilution Factor	Batch Number	Prepared or Analyzed	Analyst	Lab
Total/NA	Analysis	200.8		1	364343	04/24/16 17:23	PHP	TAL EDI

Client Sample ID: Wa-032
Date Collected: 04/08/16 05:17
Date Received: 04/08/16 08:05

Lab Sample ID: 460-111911-29
Matrix: Water

Prep Type	Batch Type	Batch Method	Run	Dilution Factor	Batch Number	Prepared or Analyzed	Analyst	Lab
Total/NA	Analysis	200.8		1	364343	04/24/16 17:25	PHP	TAL EDI

Client Sample ID: Wa-033
Date Collected: 04/08/16 05:42
Date Received: 04/08/16 08:05

Lab Sample ID: 460-111911-30
Matrix: Water

Prep Type	Batch Type	Batch Method	Run	Dilution Factor	Batch Number	Prepared or Analyzed	Analyst	Lab
Total/NA	Analysis	200.8		1	364343	04/24/16 17:28	PHP	TAL EDI

Client Sample ID: Wa-034
Date Collected: 04/08/16 05:00
Date Received: 04/08/16 08:05

Lab Sample ID: 460-111911-31
Matrix: Water

Prep Type	Batch Type	Batch Method	Run	Dilution Factor	Batch Number	Prepared or Analyzed	Analyst	Lab
Total/NA	Analysis	200.8		1	364343	04/24/16 17:31	PHP	TAL EDI

Client Sample ID: Wa-035
Date Collected: 04/08/16 04:45
Date Received: 04/08/16 08:05

Lab Sample ID: 460-111911-32
Matrix: Water

Prep Type	Batch Type	Batch Method	Run	Dilution Factor	Batch Number	Prepared or Analyzed	Analyst	Lab
Total/NA	Analysis	200.8		1	364343	04/24/16 17:34	PHP	TAL EDI

Client Sample ID: Wa-036
Date Collected: 04/08/16 05:20
Date Received: 04/08/16 08:05

Lab Sample ID: 460-111911-33
Matrix: Water

Prep Type	Batch Type	Batch Method	Run	Dilution Factor	Batch Number	Prepared or Analyzed	Analyst	Lab
Total/NA	Analysis	200.8		1	364343	04/24/16 17:43	PHP	TAL EDI
Total/NA	Prep	3010A			362089	04/12/16 08:51	QZY	TAL EDI
Total/NA	Analysis	6010C		1	362155	04/12/16 18:36	YZH	TAL EDI
Total Recoverable	Analysis	SM 2340B		1	363954	04/21/16 15:36	LBD	TAL EDI
Total/NA	Analysis	203		1	364123	04/22/16 11:47	JMP	TAL EDI
Total/NA	Analysis	SM 2320B		1	363395	04/19/16 11:30	IAA	TAL EDI
Total/NA	Analysis	SM 2540C		1	362112	04/12/16 10:40	PLS	TAL EDI

Client Sample ID: Wa-037
Date Collected: 04/08/16 05:16
Date Received: 04/08/16 08:05

Lab Sample ID: 460-111911-34
Matrix: Water

Prep Type	Batch Type	Batch Method	Run	Dilution Factor	Batch Number	Prepared or Analyzed	Analyst	Lab
Total/NA	Analysis	200.8		1	364343	04/24/16 17:45	PHP	TAL EDI

Client Sample ID: Wa-038
Date Collected: 04/08/16 05:05
Date Received: 04/08/16 08:05

Lab Sample ID: 460-111911-35
Matrix: Water

Prep Type	Batch Type	Batch Method	Run	Dilution Factor	Batch Number	Prepared or Analyzed	Analyst	Lab
Total/NA	Analysis	200.8		1	364343	04/24/16 17:48	PHP	TAL EDI

Client Sample ID: Wa-039
Date Collected: 04/08/16 05:10
Date Received: 04/08/16 08:05

Lab Sample ID: 460-111911-36
Matrix: Water

Prep Type	Batch Type	Batch Method	Run	Dilution Factor	Batch Number	Prepared or Analyzed	Analyst	Lab
Total/NA	Analysis	200.8		1	364343	04/24/16 17:51	PHP	TAL EDI

Lab Chronicle

Client: Pennjersey Environmental Consulting
Project/Site: Wallace School

TestAmerica Job ID: 460-111911-1

Client Sample ID: Wa-040
Date Collected: 04/08/16 05:35
Date Received: 04/08/16 08:05

Lab Sample ID: 460-111911-37
Matrix: Water

Prep Type	Batch Type	Batch Method	Run	Dilution Factor	Batch Number	Prepared or Analyzed	Analyst	Lab
Total/NA	Analysis	200.8		1	364343	04/24/16 17:54	PHP	TAL EDI

Client Sample ID: Wa-041
Date Collected: 04/08/16 05:40
Date Received: 04/08/16 08:05

Lab Sample ID: 460-111911-38
Matrix: Water

Prep Type	Batch Type	Batch Method	Run	Dilution Factor	Batch Number	Prepared or Analyzed	Analyst	Lab
Total/NA	Analysis	200.8		1	364343	04/24/16 17:57	PHP	TAL EDI

Client Sample ID: Wa-042
Date Collected: 04/08/16 05:34
Date Received: 04/08/16 08:05

Lab Sample ID: 460-111911-39
Matrix: Water

Prep Type	Batch Type	Batch Method	Run	Dilution Factor	Batch Number	Prepared or Analyzed	Analyst	Lab
Total/NA	Analysis	200.8		1	364343	04/24/16 18:17	PHP	TAL EDI

Client Sample ID: Wa-043
Date Collected: 04/08/16 04:34
Date Received: 04/08/16 08:05

Lab Sample ID: 460-111911-40
Matrix: Water

Prep Type	Batch Type	Batch Method	Run	Dilution Factor	Batch Number	Prepared or Analyzed	Analyst	Lab
Total/NA	Analysis	200.8		1	364343	04/24/16 18:23	PHP	TAL EDI

Client Sample ID: Wa-044
Date Collected: 04/08/16 05:40
Date Received: 04/08/16 08:05

Lab Sample ID: 460-111911-41
Matrix: Water

Prep Type	Batch Type	Batch Method	Run	Dilution Factor	Batch Number	Prepared or Analyzed	Analyst	Lab
Total/NA	Analysis	200.8		1	364343	04/24/16 18:26	PHP	TAL EDI

Client Sample ID: Wa-045
Date Collected: 04/08/16 05:40
Date Received: 04/08/16 08:05

Lab Sample ID: 460-111911-42
Matrix: Water

Prep Type	Batch Type	Batch Method	Run	Dilution Factor	Batch Number	Prepared or Analyzed	Analyst	Lab
Total/NA	Analysis	200.8		1	364343	04/24/16 18:28	PHP	TAL EDI

Lab Chronicle

Client: Pennjersey Environmental Consulting
Project/Site: Wallace School

TestAmerica Job ID: 460-111911-1

Client Sample ID: Wa-046
Date Collected: 04/08/16 05:42
Date Received: 04/08/16 08:05

Lab Sample ID: 460-111911-43
Matrix: Water

Prep Type	Batch Type	Batch Method	Run	Dilution Factor	Batch Number	Prepared or Analyzed	Analyst	Lab
Total/NA	Analysis	200.8		1	364343	04/24/16 18:37	PHP	TAL EDI

Client Sample ID: Wa-047
Date Collected: 04/08/16 05:42
Date Received: 04/08/16 08:05

Lab Sample ID: 460-111911-44
Matrix: Water

Prep Type	Batch Type	Batch Method	Run	Dilution Factor	Batch Number	Prepared or Analyzed	Analyst	Lab
Total/NA	Analysis	200.8		1	364343	04/24/16 18:40	PHP	TAL EDI

Client Sample ID: Dup-004
Date Collected: 04/08/16 00:00
Date Received: 04/08/16 08:05

Lab Sample ID: 460-111911-45
Matrix: Water

Prep Type	Batch Type	Batch Method	Run	Dilution Factor	Batch Number	Prepared or Analyzed	Analyst	Lab
Total/NA	Analysis	200.8		1	364343	04/24/16 16:45	PHP	TAL EDI

Client Sample ID: FB20160408
Date Collected: 04/08/16 06:00
Date Received: 04/08/16 08:05

Lab Sample ID: 460-111911-46
Matrix: Water

Prep Type	Batch Type	Batch Method	Run	Dilution Factor	Batch Number	Prepared or Analyzed	Analyst	Lab
Total/NA	Analysis	200.8		1	364343	04/24/16 16:51	PHP	TAL EDI

Client Sample ID: Wa-043A
Date Collected: 04/06/16 05:49
Date Received: 04/08/16 08:05

Lab Sample ID: 460-111911-47
Matrix: Water

Prep Type	Batch Type	Batch Method	Run	Dilution Factor	Batch Number	Prepared or Analyzed	Analyst	Lab
Total/NA	Analysis	200.8		1	364343	04/24/16 16:54	PHP	TAL EDI
Total/NA	Prep	3010A			362466	04/14/16 07:44	QZY	TAL EDI
Total/NA	Analysis	6010C		1	362574	04/14/16 21:32	YZH	TAL EDI
Total Recoverable	Analysis	SM 2340B		1	363954	04/21/16 15:36	LBD	TAL EDI
Total/NA	Analysis	203		1	364123	04/22/16 11:47	JMP	TAL EDI
Total/NA	Analysis	SM 2320B		1	363395	04/19/16 11:30	IAA	TAL EDI
Total/NA	Analysis	SM 2540C		1	362112	04/12/16 10:40	PLS	TAL EDI

Laboratory References:
TAL EDI = TestAmerica Edison, 777 New Durham Road, Edison, NJ 08817, TEL (732)549-3900

Certification Summary

Client: Pennjersey Environmental Consulting
Project/Site: Wallace School

TestAmerica Job ID: 460-111911-1

Laboratory: TestAmerica Edison

Unless otherwise noted, all analytes for this laboratory were covered under each certification below.

Authority	Program	EPA Region	Certification ID	Expiration Date
New Jersey	NELAP	2	12028	06-30-16

The following analytes are included in this report, but certification is not offered by the governing authority:

Analysis Method	Prep Method	Matrix	Analyte
203		Water	Langelier Index
SM 2340B		Water	Calcium hardness as calcium carbonate

METALS

COVER PAGE
METALS

Lab Name: TestAmerica Edison Job Number: 460-111911-1

SDG No.:

Project: Wallace School

Client Sample ID	Lab Sample ID
Wa-001	460-111911-1
Wa-002	460-111911-2
Wa-003	460-111911-3
Wa-004	460-111911-4
Wa-006	460-111911-5
Wa-007	460-111911-6
Wa-008	460-111911-7
Wa-009	460-111911-8
Wa-010	460-111911-9
Wa-011	460-111911-10
Wa-012	460-111911-11
Wa-013	460-111911-12
Wa-014	460-111911-13
Wa-015	460-111911-14
Wa-018	460-111911-15
Wa-019	460-111911-16
Wa-020	460-111911-17
Wa-021	460-111911-18
Wa-022	460-111911-19
Wa-023	460-111911-20
Wa-024	460-111911-21
Wa-025	460-111911-22
Wa-026	460-111911-23
Wa-027	460-111911-24
Wa-028	460-111911-25
Wa-029	460-111911-26
Wa-030	460-111911-27
Wa-031	460-111911-28
Wa-032	460-111911-29
Wa-033	460-111911-30
Wa-034	460-111911-31
Wa-035	460-111911-32
Wa-036	460-111911-33
Wa-037	460-111911-34
Wa-038	460-111911-35
Wa-039	460-111911-36
Wa-040	460-111911-37
Wa-041	460-111911-38
Wa-042	460-111911-39
Wa-043	460-111911-40
Wa-044	460-111911-41
Wa-045	460-111911-42
Wa-046	460-111911-43
Wa-047	460-111911-44
Dup-004	460-111911-45

Comments:

COVER PAGE
METALS

Lab Name: TestAmerica Edison Job Number: 460-111911-1

SDG No.:

Project: Wallace School

Client Sample ID	Lab Sample ID
FB20160408	460-111911-46
Wa-043A	460-111911-47

Comments:

1A-IN
INORGANIC ANALYSIS DATA SHEET
METALS

Client Sample ID: Wa-001 Lab Sample ID: 460-111911-1

Lab Name: TestAmerica Edison Job No.: 460-111911-1

SDG ID.:

Matrix: Water Date Sampled: 04/08/2016 04:20

Reporting Basis: WET Date Received: 04/08/2016 08:05

CAS No.	Analyte	Result	RL	MDL	Units	C	Q	DIL	Method
7439-92-1	Lead	0.44	2.5	0.090	ug/L	J		1	200.8

1A-IN
INORGANIC ANALYSIS DATA SHEET
METALS

Client Sample ID: Wa-002 Lab Sample ID: 460-111911-2

Lab Name: TestAmerica Edison Job No.: 460-111911-1

SDG ID.:

Matrix: Water Date Sampled: 04/08/2016 04:20

Reporting Basis: WET Date Received: 04/08/2016 08:05

CAS No.	Analyte	Result	RL	MDL	Units	C	Q	DIL	Method
7439-92-1	Lead	0.37	2.5	0.090	ug/L	J		1	200.8

1A-IN
INORGANIC ANALYSIS DATA SHEET
METALS

Client Sample ID: Wa-003 Lab Sample ID: 460-111911-3

Lab Name: TestAmerica Edison Job No.: 460-111911-1

SDG ID.:

Matrix: Water Date Sampled: 04/08/2016 04:19

Reporting Basis: WET Date Received: 04/08/2016 08:05

CAS No.	Analyte	Result	RL	MDL	Units	C	Q	DIL	Method
7439-92-1	Lead	1.2	2.5	0.090	ug/L	J		1	200.8

1A-IN
INORGANIC ANALYSIS DATA SHEET
METALS

Client Sample ID: Wa-004 Lab Sample ID: 460-111911-4

Lab Name: TestAmerica Edison Job No.: 460-111911-1

SDG ID.:

Matrix: Water Date Sampled: 04/08/2016 04:21

Reporting Basis: WET Date Received: 04/08/2016 08:05

CAS No.	Analyte	Result	RL	MDL	Units	C	Q	DIL	Method
7439-92-1	Lead	1.1	2.5	0.090	ug/L	J		1	200.8

1A-IN
INORGANIC ANALYSIS DATA SHEET
METALS

Client Sample ID: Wa-006 Lab Sample ID: 460-111911-5

Lab Name: TestAmerica Edison Job No.: 460-111911-1

SDG ID.:

Matrix: Water Date Sampled: 04/08/2016 04:20

Reporting Basis: WET Date Received: 04/08/2016 08:05

CAS No.	Analyte	Result	RL	MDL	Units	C	Q	DIL	Method
7439-92-1	Lead	0.74	2.5	0.090	ug/L	J		1	200.8

1A-IN
INORGANIC ANALYSIS DATA SHEET
METALS

Client Sample ID: Wa-007 Lab Sample ID: 460-111911-6

Lab Name: TestAmerica Edison Job No.: 460-111911-1

SDG ID.:

Matrix: Water Date Sampled: 04/08/2016 04:25

Reporting Basis: WET Date Received: 04/08/2016 08:05

CAS No.	Analyte	Result	RL	MDL	Units	C	Q	DIL	Method
7439-92-1	Lead	0.42	2.5	0.090	ug/L	J		1	200.8

1A-IN
INORGANIC ANALYSIS DATA SHEET
METALS

Client Sample ID: Wa-008 Lab Sample ID: 460-111911-7

Lab Name: TestAmerica Edison Job No.: 460-111911-1

SDG ID.:

Matrix: Water Date Sampled: 04/08/2016 05:12

Reporting Basis: WET Date Received: 04/08/2016 08:05

CAS No.	Analyte	Result	RL	MDL	Units	C	Q	DIL	Method
7439-92-1	Lead	0.090	2.5	0.090	ug/L	U		1	200.8

1A-IN
INORGANIC ANALYSIS DATA SHEET
METALS

Client Sample ID: Wa-009 Lab Sample ID: 460-111911-8

Lab Name: TestAmerica Edison Job No.: 460-111911-1

SDG ID.:

Matrix: Water Date Sampled: 04/08/2016 04:26

Reporting Basis: WET Date Received: 04/08/2016 08:05

CAS No.	Analyte	Result	RL	MDL	Units	C	Q	DIL	Method
7439-92-1	Lead	2.0	2.5	0.090	ug/L	J		1	200.8

1A-IN
INORGANIC ANALYSIS DATA SHEET
METALS

Client Sample ID: Wa-010 Lab Sample ID: 460-111911-9

Lab Name: TestAmerica Edison Job No.: 460-111911-1

SDG ID.:

Matrix: Water Date Sampled: 04/08/2016 04:26

Reporting Basis: WET Date Received: 04/08/2016 08:05

CAS No.	Analyte	Result	RL	MDL	Units	C	Q	DIL	Method
7439-92-1	Lead	1.7	2.5	0.090	ug/L	J		1	200.8

1A-IN
INORGANIC ANALYSIS DATA SHEET
METALS

Client Sample ID: Wa-011 Lab Sample ID: 460-111911-10

Lab Name: TestAmerica Edison Job No.: 460-111911-1

SDG ID.:

Matrix: Water Date Sampled: 04/08/2016 04:27

Reporting Basis: WET Date Received: 04/08/2016 08:05

CAS No.	Analyte	Result	RL	MDL	Units	C	Q	DIL	Method
7439-92-1	Lead	0.61	2.5	0.090	ug/L	J		1	200.8

1A-IN
INORGANIC ANALYSIS DATA SHEET
METALS

Client Sample ID: Wa-012 Lab Sample ID: 460-111911-11

Lab Name: TestAmerica Edison Job No.: 460-111911-1

SDG ID.:

Matrix: Water Date Sampled: 04/08/2016 07:27

Reporting Basis: WET Date Received: 04/08/2016 08:05

CAS No.	Analyte	Result	RL	MDL	Units	C	Q	DIL	Method
7439-92-1	Lead	1.9	2.5	0.090	ug/L	J		1	200.8

1A-IN
INORGANIC ANALYSIS DATA SHEET
METALS

Client Sample ID: Wa-013 Lab Sample ID: 460-111911-12

Lab Name: TestAmerica Edison Job No.: 460-111911-1

SDG ID.:

Matrix: Water Date Sampled: 04/08/2016 04:29

Reporting Basis: WET Date Received: 04/08/2016 08:05

CAS No.	Analyte	Result	RL	MDL	Units	C	Q	DIL	Method
7439-92-1	Lead	25.8	2.5	0.090	ug/L			1	200.8

1A-IN
INORGANIC ANALYSIS DATA SHEET
METALS

Client Sample ID: Wa-014 Lab Sample ID: 460-111911-13

Lab Name: TestAmerica Edison Job No.: 460-111911-1

SDG ID.:

Matrix: Water Date Sampled: 04/08/2016 04:32

Reporting Basis: WET Date Received: 04/08/2016 08:05

CAS No.	Analyte	Result	RL	MDL	Units	C	Q	DIL	Method
7439-92-1	Lead	3.9	2.5	0.090	ug/L			1	200.8

1A-IN
INORGANIC ANALYSIS DATA SHEET
METALS

Client Sample ID: Wa-015 Lab Sample ID: 460-111911-14

Lab Name: TestAmerica Edison Job No.: 460-111911-1

SDG ID.:

Matrix: Water Date Sampled: 04/08/2016 04:30

Reporting Basis: WET Date Received: 04/08/2016 08:05

CAS No.	Analyte	Result	RL	MDL	Units	C	Q	DIL	Method
7439-92-1	Lead	34.2	2.5	0.090	ug/L			1	200.8

1A-IN
INORGANIC ANALYSIS DATA SHEET
METALS

Client Sample ID: Wa-018 Lab Sample ID: 460-111911-15

Lab Name: TestAmerica Edison Job No.: 460-111911-1

SDG ID.:

Matrix: Water Date Sampled: 04/08/2016 05:12

Reporting Basis: WET Date Received: 04/08/2016 08:05

CAS No.	Analyte	Result	RL	MDL	Units	C	Q	DIL	Method
7439-92-1	Lead	0.090	2.5	0.090	ug/L	U		1	200.8

1A-IN
INORGANIC ANALYSIS DATA SHEET
METALS

Client Sample ID: Wa-019 Lab Sample ID: 460-111911-16

Lab Name: TestAmerica Edison Job No.: 460-111911-1

SDG ID.:

Matrix: Water Date Sampled: 04/08/2016 04:36

Reporting Basis: WET Date Received: 04/08/2016 08:05

CAS No.	Analyte	Result	RL	MDL	Units	C	Q	DIL	Method
7439-92-1	Lead	0.86	2.5	0.090	ug/L	J		1	200.8

1A-IN
INORGANIC ANALYSIS DATA SHEET
METALS

Client Sample ID: Wa-020 Lab Sample ID: 460-111911-17

Lab Name: TestAmerica Edison Job No.: 460-111911-1

SDG ID.:

Matrix: Water Date Sampled: 04/08/2016 04:26

Reporting Basis: WET Date Received: 04/08/2016 08:05

CAS No.	Analyte	Result	RL	MDL	Units	C	Q	DIL	Method
7439-92-1	Lead	1.8	2.5	0.090	ug/L	J		1	200.8

1A-IN
INORGANIC ANALYSIS DATA SHEET
METALS

Client Sample ID: Wa-021 Lab Sample ID: 460-111911-18

Lab Name: TestAmerica Edison Job No.: 460-111911-1

SDG ID.:

Matrix: Water Date Sampled: 04/08/2016 04:33

Reporting Basis: WET Date Received: 04/08/2016 08:05

CAS No.	Analyte	Result	RL	MDL	Units	C	Q	DIL	Method
7439-92-1	Lead	0.48	2.5	0.090	ug/L	J		1	200.8

1A-IN
INORGANIC ANALYSIS DATA SHEET
METALS

Client Sample ID: Wa-022 Lab Sample ID: 460-111911-19

Lab Name: TestAmerica Edison Job No.: 460-111911-1

SDG ID.:

Matrix: Water Date Sampled: 04/08/2016 04:33

Reporting Basis: WET Date Received: 04/08/2016 08:05

CAS No.	Analyte	Result	RL	MDL	Units	C	Q	DIL	Method
7439-92-1	Lead	0.27	2.5	0.090	ug/L	J		1	200.8

1A-IN
INORGANIC ANALYSIS DATA SHEET
METALS

Client Sample ID: Wa-023 Lab Sample ID: 460-111911-20

Lab Name: TestAmerica Edison Job No.: 460-111911-1

SDG ID.:

Matrix: Water Date Sampled: 04/08/2016 04:40

Reporting Basis: WET Date Received: 04/08/2016 08:05

CAS No.	Analyte	Result	RL	MDL	Units	C	Q	DIL	Method
7439-92-1	Lead	2.2	2.5	0.090	ug/L	J		1	200.8

1A-IN
INORGANIC ANALYSIS DATA SHEET
METALS

Client Sample ID: Wa-024 Lab Sample ID: 460-111911-21

Lab Name: TestAmerica Edison Job No.: 460-111911-1

SDG ID.:

Matrix: Water Date Sampled: 04/08/2016 04:37

Reporting Basis: WET Date Received: 04/08/2016 08:05

CAS No.	Analyte	Result	RL	MDL	Units	C	Q	DIL	Method
7439-92-1	Lead	26.3	2.5	0.090	ug/L			1	200.8

1A-IN
INORGANIC ANALYSIS DATA SHEET
METALS

Client Sample ID: Wa-025 Lab Sample ID: 460-111911-22

Lab Name: TestAmerica Edison Job No.: 460-111911-1

SDG ID.:

Matrix: Water Date Sampled: 04/08/2016 04:35

Reporting Basis: WET Date Received: 04/08/2016 08:05

CAS No.	Analyte	Result	RL	MDL	Units	C	Q	DIL	Method
7439-92-1	Lead	5.2	2.5	0.090	ug/L			1	200.8

1A-IN
INORGANIC ANALYSIS DATA SHEET
METALS

Client Sample ID: Wa-026 Lab Sample ID: 460-111911-23

Lab Name: TestAmerica Edison Job No.: 460-111911-1

SDG ID.:

Matrix: Water Date Sampled: 04/08/2016 04:38

Reporting Basis: WET Date Received: 04/08/2016 08:05

CAS No.	Analyte	Result	RL	MDL	Units	C	Q	DIL	Method
7439-92-1	Lead	1.1	2.5	0.090	ug/L	J		1	200.8

1A-IN
INORGANIC ANALYSIS DATA SHEET
METALS

Client Sample ID: Wa-027 Lab Sample ID: 460-111911-24

Lab Name: TestAmerica Edison Job No.: 460-111911-1

SDG ID.:

Matrix: Water Date Sampled: 04/08/2016 04:38

Reporting Basis: WET Date Received: 04/08/2016 08:05

CAS No.	Analyte	Result	RL	MDL	Units	C	Q	DIL	Method
7439-92-1	Lead	33.0	2.5	0.090	ug/L			1	200.8

1A-IN
INORGANIC ANALYSIS DATA SHEET
METALS

Client Sample ID: Wa-028 Lab Sample ID: 460-111911-25

Lab Name: TestAmerica Edison Job No.: 460-111911-1

SDG ID.:

Matrix: Water Date Sampled: 04/08/2016 05:16

Reporting Basis: WET Date Received: 04/08/2016 08:05

CAS No.	Analyte	Result	RL	MDL	Units	C	Q	DIL	Method
7439-92-1	Lead	0.090	2.5	0.090	ug/L	U		1	200.8

1A-IN
INORGANIC ANALYSIS DATA SHEET
METALS

Client Sample ID: Wa-029 Lab Sample ID: 460-111911-26

Lab Name: TestAmerica Edison Job No.: 460-111911-1

SDG ID.:

Matrix: Water Date Sampled: 04/08/2016 04:42

Reporting Basis: WET Date Received: 04/08/2016 08:05

CAS No.	Analyte	Result	RL	MDL	Units	C	Q	DIL	Method
7439-92-1	Lead	2.5	2.5	0.090	ug/L			1	200.8

1A-IN
INORGANIC ANALYSIS DATA SHEET
METALS

Client Sample ID: Wa-030 Lab Sample ID: 460-111911-27

Lab Name: TestAmerica Edison Job No.: 460-111911-1

SDG ID.:

Matrix: Water Date Sampled: 04/08/2016 04:44

Reporting Basis: WET Date Received: 04/08/2016 08:05

CAS No.	Analyte	Result	RL	MDL	Units	C	Q	DIL	Method
7439-92-1	Lead	2.2	2.5	0.090	ug/L	J		1	200.8

1A-IN
INORGANIC ANALYSIS DATA SHEET
METALS

Client Sample ID: Wa-031 Lab Sample ID: 460-111911-28

Lab Name: TestAmerica Edison Job No.: 460-111911-1

SDG ID.:

Matrix: Water Date Sampled: 04/08/2016 05:09

Reporting Basis: WET Date Received: 04/08/2016 08:05

CAS No.	Analyte	Result	RL	MDL	Units	C	Q	DIL	Method
7439-92-1	Lead	4.1	2.5	0.090	ug/L			1	200.8

1A-IN
INORGANIC ANALYSIS DATA SHEET
METALS

Client Sample ID: Wa-032 Lab Sample ID: 460-111911-29

Lab Name: TestAmerica Edison Job No.: 460-111911-1

SDG ID.:

Matrix: Water Date Sampled: 04/08/2016 05:17

Reporting Basis: WET Date Received: 04/08/2016 08:05

CAS No.	Analyte	Result	RL	MDL	Units	C	Q	DIL	Method
7439-92-1	Lead	2.1	2.5	0.090	ug/L	J		1	200.8

1A-IN
INORGANIC ANALYSIS DATA SHEET
METALS

Client Sample ID: Wa-033 Lab Sample ID: 460-111911-30

Lab Name: TestAmerica Edison Job No.: 460-111911-1

SDG ID.:

Matrix: Water Date Sampled: 04/08/2016 05:42

Reporting Basis: WET Date Received: 04/08/2016 08:05

CAS No.	Analyte	Result	RL	MDL	Units	C	Q	DIL	Method
7439-92-1	Lead	1.0	2.5	0.090	ug/L	J		1	200.8

1A-IN
INORGANIC ANALYSIS DATA SHEET
METALS

Client Sample ID: Wa-034 Lab Sample ID: 460-111911-31

Lab Name: TestAmerica Edison Job No.: 460-111911-1

SDG ID.:

Matrix: Water Date Sampled: 04/08/2016 05:00

Reporting Basis: WET Date Received: 04/08/2016 08:05

CAS No.	Analyte	Result	RL	MDL	Units	C	Q	DIL	Method
7439-92-1	Lead	7.2	2.5	0.090	ug/L			1	200.8

1A-IN
INORGANIC ANALYSIS DATA SHEET
METALS

Client Sample ID: Wa-035 Lab Sample ID: 460-111911-32

Lab Name: TestAmerica Edison Job No.: 460-111911-1

SDG ID.:

Matrix: Water Date Sampled: 04/08/2016 04:45

Reporting Basis: WET Date Received: 04/08/2016 08:05

CAS No.	Analyte	Result	RL	MDL	Units	C	Q	DIL	Method
7439-92-1	Lead	4.1	2.5	0.090	ug/L			1	200.8

1A-IN
INORGANIC ANALYSIS DATA SHEET
METALS

Client Sample ID: Wa-036 Lab Sample ID: 460-111911-33

Lab Name: TestAmerica Edison Job No.: 460-111911-1

SDG ID.:

Matrix: Water Date Sampled: 04/08/2016 05:20

Reporting Basis: WET Date Received: 04/08/2016 08:05

CAS No.	Analyte	Result	RL	MDL	Units	C	Q	DIL	Method
7440-70-2	Calcium	20100	5000	317	ug/L			1	6010C
7439-92-1	Lead	197	2.5	0.090	ug/L			1	200.8

1A-IN
INORGANIC ANALYSIS DATA SHEET
METALS - TOTAL RECOVERABLE

Client Sample ID: Wa-036 | Lab Sample ID: 460-111911-33

Lab Name: TestAmerica Edison | Job No.: 460-111911-1

SDG ID.:

Matrix: Water | Date Sampled: 04/08/2016 05:20

Reporting Basis: WET | Date Received: 04/08/2016 08:05

CAS No.	Analyte	Result	RL	MDL	Units	C	Q	DIL	Method
	Calcium hardness as calcium carbonate	50.2	12.5	12.5	mg/L			1	SM 2340B

1A-IN
INORGANIC ANALYSIS DATA SHEET
METALS

Client Sample ID: Wa-037 Lab Sample ID: 460-111911-34

Lab Name: TestAmerica Edison Job No.: 460-111911-1

SDG ID.:

Matrix: Water Date Sampled: 04/08/2016 05:16

Reporting Basis: WET Date Received: 04/08/2016 08:05

CAS No.	Analyte	Result	RL	MDL	Units	C	Q	DIL	Method
7439-92-1	Lead	0.090	2.5	0.090	ug/L	U		1	200.8

1A-IN
INORGANIC ANALYSIS DATA SHEET
METALS

Client Sample ID: Wa-038 Lab Sample ID: 460-111911-35

Lab Name: TestAmerica Edison Job No.: 460-111911-1

SDG ID.:

Matrix: Water Date Sampled: 04/08/2016 05:05

Reporting Basis: WET Date Received: 04/08/2016 08:05

CAS No.	Analyte	Result	RL	MDL	Units	C	Q	DIL	Method
7439-92-1	Lead	0.090	2.5	0.090	ug/L	U		1	200.8

1A-IN
INORGANIC ANALYSIS DATA SHEET
METALS

Client Sample ID: Wa-039 Lab Sample ID: 460-111911-36

Lab Name: TestAmerica Edison Job No.: 460-111911-1

SDG ID.:

Matrix: Water Date Sampled: 04/08/2016 05:10

Reporting Basis: WET Date Received: 04/08/2016 08:05

CAS No.	Analyte	Result	RL	MDL	Units	C	Q	DIL	Method
7439-92-1	Lead	0.090	2.5	0.090	ug/L	U		1	200.8

1A-IN
INORGANIC ANALYSIS DATA SHEET
METALS

Client Sample ID: Wa-040 Lab Sample ID: 460-111911-37

Lab Name: TestAmerica Edison Job No.: 460-111911-1

SDG ID.:

Matrix: Water Date Sampled: 04/08/2016 05:35

Reporting Basis: WET Date Received: 04/08/2016 08:05

CAS No.	Analyte	Result	RL	MDL	Units	C	Q	DIL	Method
7439-92-1	Lead	1.4	2.5	0.090	ug/L	J		1	200.8

1A-IN
INORGANIC ANALYSIS DATA SHEET
METALS

Client Sample ID: Wa-041 Lab Sample ID: 460-111911-38

Lab Name: TestAmerica Edison Job No.: 460-111911-1

SDG ID.:

Matrix: Water Date Sampled: 04/08/2016 05:40

Reporting Basis: WET Date Received: 04/08/2016 08:05

CAS No.	Analyte	Result	RL	MDL	Units	C	Q	DIL	Method
7439-92-1	Lead	1.2	2.5	0.090	ug/L	J		1	200.8

1A-IN
INORGANIC ANALYSIS DATA SHEET
METALS

Client Sample ID: Wa-042 Lab Sample ID: 460-111911-39

Lab Name: TestAmerica Edison Job No.: 460-111911-1

SDG ID.:

Matrix: Water Date Sampled: 04/08/2016 05:34

Reporting Basis: WET Date Received: 04/08/2016 08:05

CAS No.	Analyte	Result	RL	MDL	Units	C	Q	DIL	Method
7439-92-1	Lead	0.22	2.5	0.090	ug/L	J		1	200.8

1A-IN
INORGANIC ANALYSIS DATA SHEET
METALS

Client Sample ID: Wa-043 Lab Sample ID: 460-111911-40

Lab Name: TestAmerica Edison Job No.: 460-111911-1

SDG ID.:

Matrix: Water Date Sampled: 04/08/2016 04:34

Reporting Basis: WET Date Received: 04/08/2016 08:05

CAS No.	Analyte	Result	RL	MDL	Units	C	Q	DIL	Method
7439-92-1	Lead	1.2	2.5	0.090	ug/L	J		1	200.8

1A-IN
INORGANIC ANALYSIS DATA SHEET
METALS

Client Sample ID: Wa-044 Lab Sample ID: 460-111911-41

Lab Name: TestAmerica Edison Job No.: 460-111911-1

SDG ID.:

Matrix: Water Date Sampled: 04/08/2016 05:40

Reporting Basis: WET Date Received: 04/08/2016 08:05

CAS No.	Analyte	Result	RL	MDL	Units	C	Q	DIL	Method
7439-92-1	Lead	0.49	2.5	0.090	ug/L	J		1	200.8

1A-IN
INORGANIC ANALYSIS DATA SHEET
METALS

Client Sample ID: Wa-045 Lab Sample ID: 460-111911-42

Lab Name: TestAmerica Edison Job No.: 460-111911-1

SDG ID.:

Matrix: Water Date Sampled: 04/08/2016 05:40

Reporting Basis: WET Date Received: 04/08/2016 08:05

CAS No.	Analyte	Result	RL	MDL	Units	C	Q	DIL	Method
7439-92-1	Lead	1.6	2.5	0.090	ug/L	J		1	200.8

1A-IN
INORGANIC ANALYSIS DATA SHEET
METALS

Client Sample ID: Wa-046 Lab Sample ID: 460-111911-43

Lab Name: TestAmerica Edison Job No.: 460-111911-1

SDG ID.:

Matrix: Water Date Sampled: 04/08/2016 05:42

Reporting Basis: WET Date Received: 04/08/2016 08:05

CAS No.	Analyte	Result	RL	MDL	Units	C	Q	DIL	Method
7439-92-1	Lead	0.21	2.5	0.090	ug/L	J		1	200.8

1A-IN
INORGANIC ANALYSIS DATA SHEET
METALS

Client Sample ID: Wa-047 Lab Sample ID: 460-111911-44

Lab Name: TestAmerica Edison Job No.: 460-111911-1

SDG ID.:

Matrix: Water Date Sampled: 04/08/2016 05:42

Reporting Basis: WET Date Received: 04/08/2016 08:05

CAS No.	Analyte	Result	RL	MDL	Units	C	Q	DIL	Method
7439-92-1	Lead	0.80	2.5	0.090	ug/L	J		1	200.8

1A-IN
INORGANIC ANALYSIS DATA SHEET
METALS

Client Sample ID: Dup-004 Lab Sample ID: 460-111911-45

Lab Name: TestAmerica Edison Job No.: 460-111911-1

SDG ID.:

Matrix: Water Date Sampled: 04/08/2016 00:00

Reporting Basis: WET Date Received: 04/08/2016 08:05

CAS No.	Analyte	Result	RL	MDL	Units	C	Q	DIL	Method
7439-92-1	Lead	0.32	2.5	0.090	ug/L	J		1	200.8

1A-IN
INORGANIC ANALYSIS DATA SHEET
METALS

Client Sample ID: FB20160408 Lab Sample ID: 460-111911-46

Lab Name: TestAmerica Edison Job No.: 460-111911-1

SDG ID.:

Matrix: Water Date Sampled: 04/08/2016 06:00

Reporting Basis: WET Date Received: 04/08/2016 08:05

CAS No.	Analyte	Result	RL	MDL	Units	C	Q	DIL	Method
7439-92-1	Lead	0.090	2.5	0.090	ug/L	U		1	200.8

1A-IN
INORGANIC ANALYSIS DATA SHEET
METALS

Client Sample ID: Wa-043A
Lab Sample ID: 460-111911-47
Lab Name: TestAmerica Edison
Job No.: 460-111911-1
SDG ID.:
Matrix: Water
Date Sampled: 04/06/2016 05:49
Reporting Basis: WET
Date Received: 04/08/2016 08:05

CAS No.	Analyte	Result	RL	MDL	Units	C	Q	DIL	Method
7440-70-2	Calcium	20800	5000	317	ug/L			1	6010C
7439-92-1	Lead	0.25	2.5	0.090	ug/L	J		1	200.8

1A-IN
INORGANIC ANALYSIS DATA SHEET
METALS - TOTAL RECOVERABLE

Client Sample ID: Wa-043A
Lab Sample ID: 460-111911-47
Lab Name: TestAmerica Edison
Job No.: 460-111911-1
SDG ID.:
Matrix: Water
Date Sampled: 04/06/2016 05:49
Reporting Basis: WET
Date Received: 04/08/2016 08:05

CAS No.	Analyte	Result	RL	MDL	Units	C	Q	DIL	Method
	Calcium hardness as calcium carbonate	51.9	12.5	12.5	mg/L			1	SM 2340B

Lab Name: TestAmerica Edison Job No.: 460-111911-1

SDG No.:

ICV Source: ME_CCV_DUO_00152 Concentration Units: ug/L

CCV Source: ME_CCV_DUO_00152

Analyte	ICV 460-362155/7 04/12/2016 11:29				CCV 460-362155/98 04/12/2016 17:55				CCV 460-362155/111 04/12/2016 18:48			
	Found	C	True	%R	Found	C	True	%R	Found	C	True	%R
Calcium	127400		125000	102	121400		125000	97	121500		125000	97

Note! Calculations are performed before rounding to avoid round-off errors in calculated results.
Italicized analytes were not requested for this sequence.

Lab Name: TestAmerica Edison Job No.: 460-111911-1

SDG No.:

ICV Source: ME_CCV_DUO_00152 Concentration Units: ug/L

CCV Source: ME_CCV_DUO_00152

Analyte	CCV 460-362155/124 04/12/2016 19:42											
	Found	C	True	%R	Found	C	True	%R	Found	C	True	%R
Calcium	120700		125000	97								

Note! Calculations are performed before rounding to avoid round-off errors in calculated results.
Italicized analytes were not requested for this sequence.

Lab Name: TestAmerica Edison Job No.: 460-111911-1

SDG No.:

ICV Source: ME_Cal2_BC_00009 Concentration Units: ug/L

CCV Source: ME_Cal2_BC_00009

Analyte	ICVL 460-362155/9 04/12/2016 11:37				CCVL 460-362155/100 04/12/2016 18:03				CCVL 460-362155/113 04/12/2016 18:56			
	Found	C	True	%R	Found	C	True	%R	Found	C	True	%R
Calcium	5147		5000	103	4995	J	5000	100	4976	J	5000	100

Note! Calculations are performed before rounding to avoid round-off errors in calculated results.
Italicized analytes were not requested for this sequence.

Lab Name: TestAmerica Edison Job No.: 460-111911-1

SDG No.:

ICV Source: ME_Cal2_BC_00009 Concentration Units: ug/L

CCV Source: ME_Cal2_BC_00009

Analyte	CCVL 460-362155/126 04/12/2016 19:50											
	Found	C	True	%R	Found	C	True	%R	Found	C	True	%R
Calcium	4943	J	5000	99								

Note! Calculations are performed before rounding to avoid round-off errors in calculated results.
Italicized analytes were not requested for this sequence.

2A-IN
CALIBRATION VERIFICATIONS
METALS

Lab Name: TestAmerica Edison Job No.: 460-111911-1

SDG No.:

ICV Source: ME_CCV_DUO_00152 Concentration Units: ug/L

CCV Source: ME_CCV_DUO_00152

Analyte	ICV 460-362574/7 04/14/2016 11:56				CCV 460-362574/127 04/14/2016 20:25				CCV 460-362574/140 04/14/2016 21:16			
	Found	C	True	%R	Found	C	True	%R	Found	C	True	%R
Calcium	125400		125000	100	125100		125000	100	123000		125000	98

Note! Calculations are performed before rounding to avoid round-off errors in calculated results.
Italicized analytes were not requested for this sequence.

Lab Name: TestAmerica Edison Job No.: 460-111911-1

SDG No.:

ICV Source: ME_CCV_DUO_00152 Concentration Units: ug/L

CCV Source: ME_CCV_DUO_00152

Analyte	CCV 460-362574/153 04/14/2016 22:08											
	Found	C	True	%R	Found	C	True	%R	Found	C	True	%R
Calcium	122000		125000	98								

Note! Calculations are performed before rounding to avoid round-off errors in calculated results.
Italicized analytes were not requested for this sequence.

Lab Name: TestAmerica Edison Job No.: 460-111911-1

SDG No.:

ICV Source: ME_Cal2_BC_00009 Concentration Units: ug/L

CCV Source: ME_Cal2_BC_00009

Analyte	ICVL 460-362574/9 04/14/2016 12:04				CCVL 460-362574/129 04/14/2016 20:33				CCVL 460-362574/142 04/14/2016 21:24			
	Found	C	True	%R	Found	C	True	%R	Found	C	True	%R
Calcium	5109		5000	102	5029		5000	101	5162		5000	103

Note! Calculations are performed before rounding to avoid round-off errors in calculated results.
Italicized analytes were not requested for this sequence.

2A-IN
CALIBRATION VERIFICATIONS
METALS

Lab Name: TestAmerica Edison Job No.: 460-111911-1

SDG No.:

ICV Source: ME_Cal2_BC_00009 Concentration Units: ug/L

CCV Source: ME_Cal2_BC_00009

Analyte	CCVL 460-362574/155 04/14/2016 22:15											
	Found	C	True	%R	Found	C	True	%R	Found	C	True	%R
Calcium	5013		5000	100								

Note! Calculations are performed before rounding to avoid round-off errors in calculated results.
Italicized analytes were not requested for this sequence.

2A-IN
CALIBRATION VERIFICATIONS
METALS

Lab Name: TestAmerica Edison Job No.: 460-111911-1

SDG No.:

ICV Source: ME_ICV_DW_00033 Concentration Units: ug/L

CCV Source: ME_CAL3_DW_00101

Analyte	ICV 460-363869/15 04/20/2016 15:44				CCV 460-363869/168 04/20/2016 22:56				CCV 460-363869/180 04/20/2016 23:30			
	Found	C	True	%R	Found	C	True	%R	Found	C	True	%R
Lead	39.66		40.0	99	48.67		50.0	97	48.57		50.0	97

Note! Calculations are performed before rounding to avoid round-off errors in calculated results.
Italicized analytes were not requested for this sequence.

2A-IN
CALIBRATION VERIFICATIONS
METALS

Lab Name: TestAmerica Edison Job No.: 460-111911-1

SDG No.:

ICV Source: ME_ICV_DW_00033 Concentration Units: ug/L

CCV Source: ME_CAL3_DW_00101

Analyte	CCV 460-363869/4 04/21/2016 00:05				CCV 460-363869/72 04/21/2016 00:28							
	Found	C	True	%R	Found	C	True	%R	Found	C	True	%R
Lead	48.29		50.0	97	48.42		50.0	97				

Note! Calculations are performed before rounding to avoid round-off errors in calculated results.
Italicized analytes were not requested for this sequence.

2A-IN
CALIBRATION VERIFICATIONS
METALS

Lab Name: TestAmerica Edison Job No.: 460-111911-1

SDG No.:

ICV Source: ME_ICV_DW_00033 Concentration Units: ug/L

CCV Source: ME_CAL3_DW_00101

Analyte	ICV 460-364343/6 04/24/2016 14:33				CCV 460-364343/46 04/24/2016 16:28				CCV 460-364343/59 04/24/2016 17:03			
	Found	C	True	%R	Found	C	True	%R	Found	C	True	%R
Lead	40.32		40.0	101	49.05		50.0	98	48.89		50.0	98

Note! Calculations are performed before rounding to avoid round-off errors in calculated results.
Italicized analytes were not requested for this sequence.

2A-IN
CALIBRATION VERIFICATIONS
METALS

Lab Name: TestAmerica Edison Job No.: 460-111911-1

SDG No.:

ICV Source: ME_ICV_DW_00033 Concentration Units: ug/L

CCV Source: ME_CAL3_DW_00101

Analyte	CCV 460-364343/71 04/24/2016 17:37				CCV 460-364343/79 04/24/2016 18:00				CCV 460-364343/90 04/24/2016 18:31			
	Found	C	True	%R	Found	C	True	%R	Found	C	True	%R
Lead	48.67		50.0	97	48.99		50.0	98	48.57		50.0	97

Note! Calculations are performed before rounding to avoid round-off errors in calculated results.
Italicized analytes were not requested for this sequence.

2A-IN
CALIBRATION VERIFICATIONS
METALS

Lab Name: TestAmerica Edison Job No.: 460-111911-1

SDG No.:

ICV Source: ME_ICV_DW_00033 Concentration Units: ug/L

CCV Source: ME_CAL3_DW_00101

Analyte	CCV 460-364343/95 04/24/2016 18:46											
	Found	C	True	%R	Found	C	True	%R	Found	C	True	%R
Lead	48.21		50.0	96								

Note! Calculations are performed before rounding to avoid round-off errors in calculated results.
Italicized analytes were not requested for this sequence.

2A-IN
CALIBRATION VERIFICATIONS
METALS

Lab Name: TestAmerica Edison Job No.: 460-111911-1

SDG No.:

ICV Source: ME_ICV_DW_00033 Concentration Units: ug/L

CCV Source: ME_CAL3_DW_00101

Analyte	ICV 460-364582/6 04/25/2016 15:14				CCV 460-364582/13 04/25/2016 15:34				CCV 460-364582/25 04/25/2016 16:08			
	Found	C	True	%R	Found	C	True	%R	Found	C	True	%R
Lead	40.26		40.0	101	49.69		50.0	99	49.65		50.0	99

Note! Calculations are performed before rounding to avoid round-off errors in calculated results.
Italicized analytes were not requested for this sequence.

2A-IN
CALIBRATION VERIFICATIONS
METALS

Lab Name: TestAmerica Edison Job No.: 460-111911-1

SDG No.:

ICV Source: ME_ICV_DW_00033 Concentration Units: ug/L

CCV Source: ME_CAL3_DW_00101

Analyte	CCV 460-364582/37 04/25/2016 16:39				CCV 460-364582/46 04/25/2016 17:05							
	Found	C	True	%R	Found	C	True	%R	Found	C	True	%R
Lead	48.66		50.0	97	49.11		50.0	98				

Note! Calculations are performed before rounding to avoid round-off errors in calculated results.
Italicized analytes were not requested for this sequence.

2A-IN
CALIBRATION VERIFICATIONS
METALS

Lab Name: TestAmerica Edison Job No.: 460-111911-1

SDG No.:

ICV Source: ME_IMS_ICV_00058 Concentration Units: ug/L

CCV Source: ME_imsCal3_00162

Analyte	ICV 460-364854/6 04/26/2016 20:12				CCV 460-364854/13 04/26/2016 20:44				CCV 460-364854/24 04/26/2016 21:34			
	Found	C	True	%R	Found	C	True	%R	Found	C	True	%R
Lead	39.68		40.0	99	49.86		50.0	100	49.63		50.0	99

Note! Calculations are performed before rounding to avoid round-off errors in calculated results.
Italicized analytes were not requested for this sequence.

2B-IN
CRQL CHECK STANDARD
METALS

Lab Name: TestAmerica Edison Job No.: 460-111911-1

SDG No.:

Method: 200.8 Instrument ID: ICPMS1

Lab Sample ID: CRI 460-363869/17 Concentration Units: ug/L

CRQL Check Standard Source: M1CAL_1_DW_00118

Analyte	CRQL Check Standard				
	True	Found	Qualifiers	%R(1)	Limits
Lead	2.50	2.57		103	85-115

Lab Sample ID: CRI 460-364343/8 Concentration Units: ug/L

CRQL Check Standard Source: M1CAL_1_DW_00118

Analyte	CRQL Check Standard				
	True	Found	Qualifiers	%R(1)	Limits
Lead	2.50	2.41	J	96	85-115

Lab Sample ID: CRI 460-364582/8 Concentration Units: ug/L

CRQL Check Standard Source: M1CAL_1_DW_00118

Analyte	CRQL Check Standard				
	True	Found	Qualifiers	%R(1)	Limits
Lead	2.50	2.36	J	94	85-115

Lab Sample ID: CRI 460-364854/8 Concentration Units: ug/L

CRQL Check Standard Source: ME_Cal1DWprep_00053

Analyte	CRQL Check Standard				
	True	Found	Qualifiers	%R(1)	Limits
Lead	2.50	2.39	J	96	85-115

Note! Calculations are performed before rounding to avoid round-off errors in calculated results.

FORM IIB-IN

3-IN
INSTRUMENT BLANKS
METALS

Lab Name: TestAmerica Edison Job No.: 460-111911-1

SDG No.:

Concentration Units: ug/L

Analyte	RL	ICB 460-362155/8 04/12/2016 11:32		CCB 460-362155/99 04/12/2016 17:59		CCB 460-362155/112 04/12/2016 18:52		CCB 460-362155/125 04/12/2016 19:46	
		Found	C	Found	C	Found	C	Found	C
Calcium	5000	317	U	317	U	317	U	317	U

Italicized analytes were not requested for this sequence.

3-IN
INSTRUMENT BLANKS
METALS

Lab Name: TestAmerica Edison Job No.: 460-111911-1

SDG No.:

Concentration Units: ug/L

Analyte	RL	ICB 460-362574/8 04/14/2016 12:00		CCB 460-362574/128 04/14/2016 20:29		CCB 460-362574/141 04/14/2016 21:20		CCB 460-362574/154 04/14/2016 22:11	
		Found	C	Found	C	Found	C	Found	C
Calcium	5000	317	U	317	U	317	U	317	U

Italicized analytes were not requested for this sequence.

3-IN
INSTRUMENT BLANKS
METALS

Lab Name: TestAmerica Edison Job No.: 460-111911-1

SDG No.:

Concentration Units: ug/L

Analyte	RL	ICB 460-363869/16 04/20/2016 15:47		CCB 460-363869/169 04/20/2016 22:59		CCB 460-363869/181 04/20/2016 23:33		CCB 460-363869/5 04/21/2016 00:08	
		Found	C	Found	C	Found	C	Found	C
Lead	2.5	0.090	U	0.090	U	0.090	U	0.090	U

Italicized analytes were not requested for this sequence.

3-IN
INSTRUMENT BLANKS
METALS

Lab Name: TestAmerica Edison Job No.: 460-111911-1

SDG No.:

Concentration Units: ug/L

Analyte	RL	CCB 460-363869/73 04/21/2016 00:31							
		Found	C	Found	C	Found	C	Found	C
Lead	2.5	0.090	U						

Italicized analytes were not requested for this sequence.

3-IN
INSTRUMENT BLANKS
METALS

Lab Name: TestAmerica Edison Job No.: 460-111911-1

SDG No.:

Concentration Units: ug/L

Analyte	RL	ICB 460-364343/7 04/24/2016 14:36		CCB 460-364343/47 04/24/2016 16:31		CCB 460-364343/60 04/24/2016 17:05		CCB 460-364343/72 04/24/2016 17:40	
		Found	C	Found	C	Found	C	Found	C
Lead	2.5	0.090	U	0.090	U	0.090	U	0.090	U

Italicized analytes were not requested for this sequence.

3-IN
INSTRUMENT BLANKS
METALS

Lab Name: TestAmerica Edison Job No.: 460-111911-1

SDG No.:

Concentration Units: ug/L

Analyte	RL	CCB 460-364343/80 04/24/2016 18:03		CCB 460-364343/91 04/24/2016 18:34		CCB 460-364343/58 04/24/2016 18:48			
		Found	C	Found	C	Found	C	Found	C
Lead	2.5	0.090	U	0.090	U	0.090	U		

Italicized analytes were not requested for this sequence.

3-IN
INSTRUMENT BLANKS
METALS

Lab Name: TestAmerica Edison Job No.: 460-111911-1

SDG No.:

Concentration Units: ug/L

Analyte	RL	ICB 460-364582/7 04/25/2016 15:16		CCB 460-364582/14 04/25/2016 15:37		CCB 460-364582/26 04/25/2016 16:11		CCB 460-364582/38 04/25/2016 16:42	
		Found	C	Found	C	Found	C	Found	C
Lead	2.5	0.090	U	0.090	U	0.090	U	0.090	U

Italicized analytes were not requested for this sequence.

3-IN
INSTRUMENT BLANKS
METALS

Lab Name: TestAmerica Edison Job No.: 460-111911-1

SDG No.:

Concentration Units: ug/L

Analyte	RL	CCB 460-364582/27 04/25/2016 17:08							
		Found	C	Found	C	Found	C	Found	C
Lead	2.5	0.090	U						

Italicized analytes were not requested for this sequence.

3-IN
INSTRUMENT BLANKS
METALS

Lab Name: TestAmerica Edison Job No.: 460-111911-1

SDG No.:

Concentration Units: ug/L

Analyte	RL	ICB 460-364854/7 04/26/2016 20:17		CCB 460-364854/14 04/26/2016 20:49		CCB 460-364854/25 04/26/2016 21:39			
		Found	C	Found	C	Found	C	Found	C
Lead	2.5	0.090	U	0.090	U	0.090	U		

Italicized analytes were not requested for this sequence.

3-IN
METHOD BLANK
METALS

Lab Name: TestAmerica Edison Job No.: 460-111911-1

SDG No.:

Concentration Units: ug/L Lab Sample ID: MB 460-362089/1-A

Instrument Code: ICP4 Batch No.: 362155

CAS No.	Analyte	Concentration	C	Q	Method
7440-70-2	Calcium	317	U		6010C

3-IN
METHOD BLANK
METALS

Lab Name: TestAmerica Edison Job No.: 460-111911-1

SDG No.:

Concentration Units: ug/L Lab Sample ID: MB 460-362466/1-A

Instrument Code: ICP4 Batch No.: 362574

CAS No.	Analyte	Concentration	C	Q	Method
7440-70-2	Calcium	317	U		6010C

3-IN
METHOD BLANK
METALS

Lab Name: TestAmerica Edison Job No.: 460-111911-1

SDG No.:

Concentration Units: ug/L Lab Sample ID: MB 460-363869/170

Instrument Code: ICPMS1 Batch No.: 363869

CAS No.	Analyte	Concentration	C	Q	Method
7439-92-1	Lead	0.090	U		200.8

3-IN
METHOD BLANK
METALS

Lab Name: TestAmerica Edison Job No.: 460-111911-1

SDG No.:

Concentration Units: ug/L Lab Sample ID: MB 460-364343/48

Instrument Code: ICPMS1 Batch No.: 364343

CAS No.	Analyte	Concentration	C	Q	Method
7439-92-1	Lead	0.090	U		200.8

3-IN
METHOD BLANK
METALS

Lab Name: TestAmerica Edison Job No.: 460-111911-1

SDG No.:

Concentration Units: ug/L Lab Sample ID: MB 460-364343/81

Instrument Code: ICPMS1 Batch No.: 364343

CAS No.	Analyte	Concentration	C	Q	Method
7439-92-1	Lead	0.090	U		200.8

3-IN
METHOD BLANK
METALS

Lab Name: TestAmerica Edison Job No.: 460-111911-1

SDG No.:

Concentration Units: ug/L Lab Sample ID: MB 460-364582/15

Instrument Code: ICPMS1 Batch No.: 364582

CAS No.	Analyte	Concentration	C	Q	Method
7439-92-1	Lead	0.090	U		200.8

3-IN
METHOD BLANK
METALS

Lab Name: TestAmerica Edison Job No.: 460-111911-1

SDG No.:

Concentration Units: ug/L Lab Sample ID: MB 460-364714/1-A

Instrument Code: ICPMS1 Batch No.: 364854

CAS No.	Analyte	Concentration	C	Q	Method
7439-92-1	Lead	0.090	U		200.8

4A-IN
INTERFERENCE CHECK STANDARD
METALS

Lab Name: TestAmerica Edison Job No.: 460-111911-1

SDG No.:

Lab Sample ID: ICSA 460-362155/10 Instrument ID: ICP4

Lab File ID: 362066.asc ICS Source: ME_ICSA_Duo_00068

Concentration Units: ug/L

Analyte	True Solution A	Found Solution A	Found Percent Recovery
Calcium	**500000**	**486100**	**97**
Aluminum	*500000*	*493800*	*99*
Antimony		*-2.03*	
Arsenic		*-0.733*	
Barium		*-0.556*	
Beryllium		*-0.0503*	
Boron		*-8.00*	
Cadmium		*-0.151*	
Chromium		*-1.72*	
Cobalt		*-3.51*	
Copper		*-4.40*	
Iron	*200000*	*191500*	*96*
Lead		*-3.06*	
Magnesium	*500000*	*489100*	*98*
Manganese		*3.18*	
Molybdenum		*-0.638*	
Nickel		*-8.12*	
Potassium		*-95.4*	
Selenium		*-2.27*	
Silver		*-0.0396*	
Sodium		*-48.9*	
Strontium		*-1.55*	
Thallium		*-0.543*	
Tin		*4.52*	
Titanium		*-2.03*	
Vanadium		*-15.5*	
Zinc		*-2.18*	

Calculations are performed before rounding to avoid round-off errors in calculated results.

FORM IVA-IN

4A-IN
INTERFERENCE CHECK STANDARD
METALS

Lab Name: TestAmerica Edison Job No.: 460-111911-1

SDG No.:

Lab Sample ID: ICSAB 460-362155/11 Instrument ID: ICP4

Lab File ID: 362066.asc ICS Source: ME_ICSAB_DUO_00084

Concentration Units: ug/L

Analyte	True Solution AB	Found Solution AB	Found Percent Recovery
Calcium	**500000**	**518300**	**104**
Aluminum	*500000*	*527500*	*105*
Antimony	*100*	*101*	*101*
Arsenic	*100*	*99.7*	*100*
Barium	*100*	*103*	*103*
Beryllium	*100*	*101*	*101*
Boron	*100*	*94.1*	*94*
Cadmium	*100*	*99.1*	*99*
Chromium	*100*	*98.2*	*98*
Cobalt	*100*	*96.6*	*97*
Copper	*100*	*105*	*105*
Iron	*200000*	*204300*	*102*
Lead	*100*	*87.9*	*88*
Magnesium	*500000*	*522600*	*104*
Manganese	*100*	*107*	*107*
Molybdenum	*100*	*99.0*	*99*
Nickel	*100*	*91.1*	*91*
Potassium	*10000*	*10340*	*103*
Selenium	*100*	*95.3*	*95*
Silver	*100*	*107*	*107*
Sodium	*10000*	*10510*	*105*
Strontium	*100*	*102*	*102*
Thallium	*100*	*98.4*	*98*
Tin	*100*	*102*	*102*
Titanium	*100*	*104*	*104*
Vanadium	*100*	*86.9*	*87*
Zinc	*100*	*96.0*	*96*

Calculations are performed before rounding to avoid round-off errors in calculated results.

FORM IVA-IN

4A-IN
INTERFERENCE CHECK STANDARD
METALS

Lab Name: TestAmerica Edison Job No.: 460-111911-1

SDG No.:

Lab Sample ID: ICSA 460-362574/10 Instrument ID: ICP4

Lab File ID: 362460.asc ICS Source: ME_ICSA_Duo_00068

Concentration Units: ug/L

Analyte	True Solution A	Found Solution A	Found Percent Recovery
Calcium	**500000**	**495300**	**99**
Aluminum	*500000*	*488700*	*98*
Antimony		*3.21*	
Arsenic		*-0.105*	
Barium		*-0.448*	
Beryllium		*-0.0854*	
Boron		*-8.71*	
Cadmium		*0.750*	
Chromium		*-1.80*	
Cobalt		*-3.72*	
Copper		*-4.86*	
Iron	*200000*	*191100*	*96*
Lead		*3.05*	
Magnesium	*500000*	*493100*	*99*
Manganese		*3.31*	
Molybdenum		*-0.689*	
Nickel		*-0.228*	
Potassium		*-69.4*	
Selenium		*2.03*	
Silver		*0.860*	
Sodium		*-41.0*	
Strontium		*-1.58*	
Thallium		*-0.752*	
Tin		*3.76*	
Titanium		*-1.52*	
Vanadium		*-21.5*	
Zinc		*-3.16*	

Calculations are performed before rounding to avoid round-off errors in calculated results.

FORM IVA-IN

4A-IN
INTERFERENCE CHECK STANDARD
METALS

Lab Name: TestAmerica Edison Job No.: 460-111911-1

SDG No.:

Lab Sample ID: ICSAB 460-362574/11 Instrument ID: ICP4

Lab File ID: 362460.asc ICS Source: ME_ICSAB_DUO_00084

Concentration Units: ug/L

Analyte	True Solution AB	Found Solution AB	Percent Recovery
Calcium	**500000**	**529400**	**106**
Aluminum	*500000*	*519200*	*104*
Antimony	*100*	*98.4*	*98*
Arsenic	*100*	*98.8*	*99*
Barium	*100*	*104*	*104*
Beryllium	*100*	*101*	*101*
Boron	*100*	*91.9*	*92*
Cadmium	*100*	*98.2*	*98*
Chromium	*100*	*102*	*102*
Cobalt	*100*	*94.7*	*95*
Copper	*100*	*105*	*105*
Iron	*200000*	*203200*	*102*
Lead	*100*	*97.1*	*97*
Magnesium	*500000*	*523100*	*105*
Manganese	*100*	*108*	*108*
Molybdenum	*100*	*97.2*	*97*
Nickel	*100*	*97.2*	*97*
Potassium	*10000*	*10350*	*104*
Selenium	*100*	*104*	*104*
Silver	*100*	*109*	*109*
Sodium	*10000*	*10350*	*104*
Strontium	*100*	*102*	*102*
Thallium	*100*	*96.8*	*97*
Tin	*100*	*103*	*103*
Titanium	*100*	*104*	*104*
Vanadium	*100*	*80.7*	*81*
Zinc	*100*	*93.5*	*94*

Calculations are performed before rounding to avoid round-off errors in calculated results.

FORM IVA-IN

4A-IN
INTERFERENCE CHECK STANDARD
METALS

Lab Name: TestAmerica Edison Job No.: 460-111911-1

SDG No.:

Lab Sample ID: ICSAB 460-363869/19 Instrument ID: ICPMS1

Lab File ID: 012ICSB.D ICS Source: ME_ICSAB_DW_00171

Concentration Units: ug/L

Analyte	True Solution AB	Found Solution AB	Percent Recovery
Lead		**0.259**	
Arsenic	*100*	*97.7*	*98*

Calculations are performed before rounding to avoid round-off errors in calculated results.

FORM IVA-IN

4A-IN
INTERFERENCE CHECK STANDARD
METALS

Lab Name: TestAmerica Edison Job No.: 460-111911-1

SDG No.:

Lab Sample ID: ICSAB 460-364343/10 Instrument ID: ICPMS1

Lab File ID: 013ICSB.D ICS Source: ME_ICSAB_DW_00171

Concentration Units: ug/L

Analyte	True Solution AB	Found Solution AB	Percent Recovery
Lead		**0.251**	
Arsenic	*100*	*96.1*	*96*

Calculations are performed before rounding to avoid round-off errors in calculated results.

FORM IVA-IN

4A-IN
INTERFERENCE CHECK STANDARD
METALS

Lab Name: TestAmerica Edison Job No.: 460-111911-1

SDG No.:

Lab Sample ID: ICSAB 460-364582/10 Instrument ID: ICPMS1

Lab File ID: 013ICSB.D ICS Source: ME_ICSAB_DW_00171

Concentration Units: ug/L

Analyte	True Solution AB	Found Solution AB	Percent Recovery
Lead		**0.240**	
Arsenic	*100*	*95.0*	*95*

Calculations are performed before rounding to avoid round-off errors in calculated results.

FORM IVA-IN

4A-IN
INTERFERENCE CHECK STANDARD
METALS

Lab Name: TestAmerica Edison Job No.: 460-111911-1

SDG No.:

Lab Sample ID: ICSA 460-364854/9 Instrument ID: ICPMS1

Lab File ID: 011ICSA.D ICS Source: ME_ICSA_MS_00397

Concentration Units: ug/L

Analyte	True Solution A	Found Solution A	Percent Recovery
Lead		**0.270**	
Aluminum	*50000*	*49180*	*98*
Antimony		*-0.0064*	
Arsenic		*-0.119*	
Barium		*0.180*	
Beryllium		*-0.148*	
Boron		*-0.0415*	
Cadmium		*0.0981*	
Calcium	*150000*	*148600*	*99*
Chromium		*1.60*	
Cobalt		*0.114*	
Copper		*1.79*	
Iron	*125000*	*119100*	*95*
Magnesium	*50000*	*49250*	*99*
Manganese		*0.150*	
Molybdenum	*1000*	*1073*	*107*
Nickel		*1.57*	
Potassium	*50000*	*48830*	*98*
Selenium		*-0.619*	
Silver		*0.0261*	
Sodium	*125000*	*123200*	*99*
Strontium		*0.973*	
Thallium		*-0.0062*	
Tin		*-0.0011*	
Titanium	*1000*	*1191*	*119*
Vanadium		*0.0019*	
Zinc		*1.42*	

Calculations are performed before rounding to avoid round-off errors in calculated results.

FORM IVA-IN

4A-IN
INTERFERENCE CHECK STANDARD
METALS

Lab Name: TestAmerica Edison Job No.: 460-111911-1

SDG No.:

Lab Sample ID: ICSAB 460-364854/10 Instrument ID: ICPMS1

Lab File ID: 012ICSB.D ICS Source: ME_ICSAB_MS_00244

Concentration Units: ug/L

Analyte	True Solution AB	Found Solution AB	Percent Recovery
Lead		**0.295**	
Aluminum	*50000*	*50770*	*102*
Antimony		*0.0039*	
Arsenic	*100*	*106*	*106*
Barium		*0.272*	
Beryllium		*-0.162*	
Boron		*-0.120*	
Cadmium	*100*	*106*	*106*
Calcium	*150000*	*153500*	*102*
Chromium	*200*	*205*	*103*
Cobalt	*200*	*202*	*101*
Copper	*200*	*206*	*103*
Iron	*125000*	*123900*	*99*
Magnesium	*50000*	*50880*	*102*
Manganese	*200*	*206*	*103*
Molybdenum	*1000*	*1108*	*111*
Nickel	*200*	*205*	*103*
Potassium	*50000*	*50850*	*102*
Selenium	*100*	*106*	*106*
Silver	*200*	*197*	*98*
Sodium	*125000*	*127500*	*102*
Strontium		*0.990*	
Thallium		*-0.0065*	
Tin		*0.0150*	
Vanadium	*200*	*207*	*104*
Zinc	*100*	*104*	*104*

Calculations are performed before rounding to avoid round-off errors in calculated results.

FORM IVA-IN

5A-IN
MATRIX SPIKE SAMPLE RECOVERY
METALS

Client ID: Wa-015 MS
Lab ID: 460-111911-14 MS
Lab Name: TestAmerica Edison
Job No.: 460-111911-1
SDG No.:
Matrix: Water
Concentration Units: ug/L
% Solids:

Analyte	SSR	C	Sample Result (SR)	C	Spike Added (SA)	%R	Control Limit %R	Q	Method
Lead	39.50		34.2		5.00	107	70-130	4	200.8

SSR = Spiked Sample Result

Calculations are performed before rounding to avoid round-off errors in calculated results.

FORM VA - IN

5A-IN
MATRIX SPIKE SAMPLE RECOVERY
METALS

Client ID: Wa-036 MS
Lab ID: 460-111911-33 MS
Lab Name: TestAmerica Edison
Job No.: 460-111911-1
SDG No.:
Matrix: Water
Concentration Units: ug/L
% Solids:

Analyte	SSR	C	Sample Result (SR)	C	Spike Added (SA)	%R	Control Limit %R	Q	Method
Calcium	38680		20100		20000	93	75-125		6010C

SSR = Spiked Sample Result

Calculations are performed before rounding to avoid round-off errors in calculated results.

FORM VA - IN

5A-IN
MATRIX SPIKE SAMPLE RECOVERY
METALS

Client ID: Wa-042 MS
Lab ID: 460-111911-39 MS
Lab Name: TestAmerica Edison
Job No.: 460-111911-1
SDG No.:
Matrix: Water
Concentration Units: ug/L
% Solids:

Analyte	SSR	C	Sample Result (SR)	C	Spike Added (SA)	%R	Control Limit %R	Q	Method
Lead	3.89		0.22	J	5.00	73	70-130		200.8

SSR = Spiked Sample Result

Calculations are performed before rounding to avoid round-off errors in calculated results.

FORM VA - IN

5A-IN
MATRIX SPIKE SAMPLE RECOVERY
METALS

Client ID: Dup-004 MS
Lab ID: 460-111911-45 MS
Lab Name: TestAmerica Edison
Job No.: 460-111911-1
SDG No.:
Matrix: Water
Concentration Units: ug/L
% Solids:

Analyte	SSR	C	Sample Result (SR)	C	Spike Added (SA)	%R	Control Limit %R	Q	Method
Lead	4.88		0.32	J	5.00	91	70-130		200.8

SSR = Spiked Sample Result

Calculations are performed before rounding to avoid round-off errors in calculated results.

FORM VA - IN

5A-IN
MATRIX SPIKE SAMPLE RECOVERY
METALS

Client ID: Wa-043A MS
Lab ID: 460-111911-47 MS
Lab Name: TestAmerica Edison
Job No.: 460-111911-1
SDG No.:
Matrix: Water
Concentration Units: ug/L
% Solids:

Analyte	SSR	C	Sample Result (SR)	C	Spike Added (SA)	%R	Control Limit %R	Q	Method
Lead	4.78		0.25	J	5.00	91	70-130		200.8

SSR = Spiked Sample Result

Calculations are performed before rounding to avoid round-off errors in calculated results.

FORM VA - IN

5A-IN
MATRIX SPIKE SAMPLE RECOVERY
METALS

Client ID: _____ Lab ID: 460-112068-K-6-D MS

Lab Name: TestAmerica Edison Job No.: 460-111911-1

SDG No.: _____

Matrix: Water Concentration Units: ug/L

% Solids: _____

Analyte	SSR	C	Sample Result (SR)	C	Spike Added (SA)	%R	Control Limit %R	Q	Method
Calcium	18800		317	U	20000	94	75-125		6010C

SSR = Spiked Sample Result

Calculations are performed before rounding to avoid round-off errors in calculated results.

FORM VA - IN

5A-IN
MATRIX SPIKE SAMPLE RECOVERY
METALS

Client ID: _____ Lab ID: 460-111799-A-36 MS

Lab Name: TestAmerica Edison Job No.: 460-111911-1

SDG No.: _____

Matrix: Water Concentration Units: ug/L

% Solids: _____

Analyte	SSR	C	Sample Result (SR)	C	Spike Added (SA)	%R	Control Limit %R	Q	Method
Lead	8.39		3.6		5.00	95	70-130		200.8

SSR = Spiked Sample Result

Calculations are performed before rounding to avoid round-off errors in calculated results.

FORM VA - IN

5A-IN
MATRIX SPIKE SAMPLE RECOVERY
METALS

Client ID: _____ Lab ID: 460-111633-A-1 MS

Lab Name: TestAmerica Edison Job No.: 460-111911-1

SDG No.: _____

Matrix: Water Concentration Units: ug/L

% Solids: _____

Analyte	SSR	C	Sample Result (SR)	C	Spike Added (SA)	%R	Control Limit %R	Q	Method
Lead	8.64		4.3		5.00	87	70-130		200.8

SSR = Spiked Sample Result

Calculations are performed before rounding to avoid round-off errors in calculated results.

FORM VA - IN

5B-IN
POST DIGESTION SPIKE SAMPLE RECOVERY
METALS

Client ID: Wa-015 PDS | Lab ID: 460-111911-14 PDS

Lab Name: TestAmerica Edison | Job No.: 460-111911-1

SDG No.:

Matrix: Water | Concentration Units: ug/L

Analyte	SSR	C	Sample Result (SR)	C	Spike Added (SA)	%R	Control Limit %R	Q	Method
Lead	38.84		34.2		5.00	93	85-115		200.8

SSR = Spiked Sample Result

Calculations are performed before rounding to avoid round-off errors in calculated results.

FORM VB - IN

5B-IN
POST DIGESTION SPIKE SAMPLE RECOVERY
METALS

Client ID: Wa-036 PDS Lab ID: 460-111911-33 PDS

Lab Name: TestAmerica Edison Job No.: 460-111911-1

SDG No.:

Matrix: Water Concentration Units: ug/L

Analyte	SSR	C	Sample Result (SR)	C	Spike Added (SA)	%R	Control Limit %R	Q	Method
Calcium	37790		20100		20000	89	80-120		6010C

SSR = Spiked Sample Result

Calculations are performed before rounding to avoid round-off errors in calculated results.

FORM VB - IN

5B-IN
POST DIGESTION SPIKE SAMPLE RECOVERY
METALS

Client ID: Lab ID: 460-112068-K-6-B PDS

Lab Name: TestAmerica Edison Job No.: 460-111911-1

SDG No.:

Matrix: Water Concentration Units: ug/L

Analyte	SSR	C	Sample Result (SR)	C	Spike Added (SA)	%R	Control Limit %R	Q	Method
Calcium	19140		317	U	20000	96	80-120		6010C

SSR = Spiked Sample Result

Calculations are performed before rounding to avoid round-off errors in calculated results.

FORM VB - IN

6-IN
DUPLICATES
METALS

Client ID: Wa-015 DU | Lab ID: 460-111911-14 DU

Lab Name: TestAmerica Edison | Job No.: 460-111911-1

SDG No.:

% Solids for Sample: | % Solids for Duplicate:

Matrix: Water | Concentration Units: ug/L

Analyte	Control Limit	Sample (S)	C	Duplicate (D)	C	RPD	Q	Method
Lead	2.5	34.2		34.40		0.7		200.8

Calculations are performed before rounding to avoid round-off errors in calculated results.

FORM VI-IN

6-IN
DUPLICATES
METALS

Client ID: Wa-036 DU | Lab ID: 460-111911-33 DU

Lab Name: TestAmerica Edison | Job No.: 460-111911-1

SDG No.:

% Solids for Sample: | % Solids for Duplicate:

Matrix: Water | Concentration Units: ug/L

Analyte	Control Limit	Sample (S)	C	Duplicate (D)	C	RPD	Q	Method
Calcium	5000	20100		20190		0.5		6010C

Calculations are performed before rounding to avoid round-off errors in calculated results.

FORM VI-IN

6-IN
DUPLICATES
METALS

Client ID: Wa-042 DU | Lab ID: 460-111911-39 DU

Lab Name: TestAmerica Edison | Job No.: 460-111911-1

SDG No.:

% Solids for Sample: | % Solids for Duplicate:

Matrix: Water | Concentration Units: ug/L

Analyte	Control Limit	Sample (S)	C	Duplicate (D)	C	RPD	Q	Method
Lead	2.5	0.22	J	0.252	J	15		200.8

Calculations are performed before rounding to avoid round-off errors in calculated results.

FORM VI-IN

6-IN
DUPLICATES
METALS

Client ID: Dup-004 DU | Lab ID: 460-111911-45 DU

Lab Name: TestAmerica Edison | Job No.: 460-111911-1

SDG No.:

% Solids for Sample: | % Solids for Duplicate:

Matrix: Water | Concentration Units: ug/L

Analyte	Control Limit	Sample (S)	C	Duplicate (D)	C	RPD	Q	Method
Lead	2.5	0.32	J	0.325	J	2		200.8

Calculations are performed before rounding to avoid round-off errors in calculated results.

FORM VI-IN

6-IN
DUPLICATES
METALS

Client ID: _____ Lab ID: 460-112068-K-6-C DU

Lab Name: TestAmerica Edison Job No.: 460-111911-1

SDG No.: _____

% Solids for Sample: _____ % Solids for Duplicate: _____

Matrix: Water Concentration Units: ug/L

Analyte	Control Limit	Sample (S)	C	Duplicate (D)	C	RPD	Q	Method
Calcium	5000	317	U	317	U	NC		6010C

Calculations are performed before rounding to avoid round-off errors in calculated results.

FORM VI-IN

6-IN
DUPLICATES
METALS

Client ID: _____ Lab ID: 460-111799-A-35 DU

Lab Name: TestAmerica Edison Job No.: 460-111911-1

SDG No.: _____

% Solids for Sample: _____ % Solids for Duplicate: _____

Matrix: Water Concentration Units: ug/L

Analyte	Control Limit	Sample (S)	C	Duplicate (D)	C	RPD	Q	Method
Lead	2.5	10.4		9.87		5		200.8

Calculations are performed before rounding to avoid round-off errors in calculated results.

FORM VI-IN

6-IN
DUPLICATES
METALS

Client ID: _____ Lab ID: 460-111633-A-3 DU

Lab Name: TestAmerica Edison Job No.: 460-111911-1

SDG No.: _____

% Solids for Sample: _____ % Solids for Duplicate: _____

Matrix: Water Concentration Units: ug/L

Analyte	Control Limit	Sample (S)	C	Duplicate (D)	C	RPD	Q	Method
Lead	2.5	2.0	J	2.02	J	0.2		200.8

Calculations are performed before rounding to avoid round-off errors in calculated results.

FORM VI-IN

7A-IN
LAB CONTROL SAMPLE
METALS

Lab ID: LCS 460-362089/2-A

Lab Name: TestAmerica Edison Job No.: 460-111911-1

Sample Matrix: Water LCS Source: ME_LCS-int_00055

Analyte	Water(ug/L)							
	True	Found	C	%R	Limits		Q	Method
Calcium	20000	18200		91	80	120		6010C

Calculations are performed before rounding to avoid round-off errors in calculated results.

FORM VIIA - IN

7A-IN
LAB CONTROL SAMPLE
METALS

Lab ID: LCS 460-362466/2-A

Lab Name: TestAmerica Edison Job No.: 460-111911-1

Sample Matrix: Water LCS Source: ME_LCS-int_00055

Analyte	Water(ug/L)							
	True	Found	C	%R	Limits		Q	Method
Calcium	20000	18700		94	80	120		6010C

Calculations are performed before rounding to avoid round-off errors in calculated results.

FORM VIIA - IN

7A-IN
LAB CONTROL SAMPLE
METALS

Lab ID: LCS 460-363869/171

Lab Name: TestAmerica Edison Job No.: 460-111911-1

Sample Matrix: Water LCS Source: ME_ipmsSPK_00026

Analyte	Water(ug/L)							
	True	Found	C	%R	Limits		Q	Method
Lead	5.00	4.40		88	85	115		200.8

Calculations are performed before rounding to avoid round-off errors in calculated results.

FORM VIIA - IN

7A-IN
LAB CONTROL SAMPLE
METALS

Lab ID: LCS 460-364343/49

Lab Name: TestAmerica Edison Job No.: 460-111911-1

Sample Matrix: Water LCS Source: ME_ipmsSPK_00026

Analyte	Water(ug/L)							
	True	Found	C	%R	Limits		Q	Method
Lead	5.00	4.26		85	85	115		200.8

Calculations are performed before rounding to avoid round-off errors in calculated results.

FORM VIIA - IN

7A-IN
LAB CONTROL SAMPLE
METALS

Lab ID: LCS 460-364343/82

Lab Name: TestAmerica Edison Job No.: 460-111911-1

Sample Matrix: Water LCS Source: ME_ipmsSPK_00026

Analyte	Water(ug/L)							
	True	Found	C	%R	Limits		Q	Method
Lead	5.00	4.25		85	85	115		200.8

Calculations are performed before rounding to avoid round-off errors in calculated results.

FORM VIIA - IN

7A-IN
LAB CONTROL SAMPLE
METALS

Lab ID: LCS 460-364582/16

Lab Name: TestAmerica Edison | Job No.: 460-111911-1

Sample Matrix: Water | LCS Source: ME_ipmsSPK_00026

Analyte	Water(ug/L)							
	True	Found	C	%R	Limits		Q	Method
Lead	5.00	4.43		89	85	115		200.8

Calculations are performed before rounding to avoid round-off errors in calculated results.

FORM VIIA - IN

7A-IN
LAB CONTROL SAMPLE
METALS

Lab ID: LCS 460-364714/2-A

Lab Name: TestAmerica Edison Job No.: 460-111911-1

Sample Matrix: Water LCS Source: ME_ipmsSPK_00026

Analyte	Water(ug/L)							
	True	Found	C	%R	Limits		Q	Method
Lead	5.00	4.52		90	85	115		200.8

Calculations are performed before rounding to avoid round-off errors in calculated results.

FORM VIIA - IN

8-IN
ICP-AES AND ICP-MS SERIAL DILUTIONS
METALS

Lab ID: 460-111911-33

SDG No:

Lab Name: TestAmerica Edison Job No: 460-111911-1

Matrix: Water Concentration Units: ug/L

Analyte	Initial Sample Result (I)	C	Serial Dilution Result (S)	C	% Difference	Q	Method
Calcium	20100		19820	J	NC		6010C

Calculations are performed before rounding to avoid round-off errors in calculated results.

FORM VIII-IN

8-IN
ICP-AES AND ICP-MS SERIAL DILUTIONS
METALS

Lab ID: 460-112068-K-6-B SD

SDG No:

Lab Name: TestAmerica Edison Job No: 460-111911-1

Matrix: Water Concentration Units: ug/L

Analyte	Initial Sample Result (I)	C	Serial Dilution Result (S)	C	% Difference	Q	Method
Calcium	317	U	1590	U	NC		6010C

Calculations are performed before rounding to avoid round-off errors in calculated results.

FORM VIII-IN

8-IN
ICP-AES AND ICP-MS SERIAL DILUTIONS
METALS

Lab ID: 460-111911-14

SDG No:

Lab Name: TestAmerica Edison Job No: 460-111911-1

Matrix: Water Concentration Units: ug/L

Analyte	Initial Sample Result (I)	C	Serial Dilution Result (S)	C	% Difference	Q	Method
Lead	34.2		34.32		0.42		200.8

Calculations are performed before rounding to avoid round-off errors in calculated results.

FORM VIII-IN

8-IN
ICP-AES AND ICP-MS SERIAL DILUTIONS
METALS

Lab ID: 460-111911-39

SDG No:

Lab Name: TestAmerica Edison Job No: 460-111911-1

Matrix: Water Concentration Units: ug/L

Analyte	Initial Sample Result (I)	C	Serial Dilution Result (S)	C	% Difference	Q	Method
Lead	0.22	J	0.45	U	NC		200.8

Calculations are performed before rounding to avoid round-off errors in calculated results.

FORM VIII-IN

8-IN
ICP-AES AND ICP-MS SERIAL DILUTIONS
METALS

Lab ID: 460-111911-45

SDG No:

Lab Name: TestAmerica Edison Job No: 460-111911-1

Matrix: Water Concentration Units: ug/L

Analyte	Initial Sample Result (I)	C	Serial Dilution Result (S)	C	% Difference	Q	Method
Lead	0.32	J	0.45	U	NC		200.8

Calculations are performed before rounding to avoid round-off errors in calculated results.

FORM VIII-IN

8-IN
ICP-AES AND ICP-MS SERIAL DILUTIONS
METALS

Lab ID: 460-111799-A-35 SD ^5

SDG No:

Lab Name: TestAmerica Edison Job No: 460-111911-1

Matrix: Water Concentration Units: ug/L

Analyte	Initial Sample Result (I)	C	Serial Dilution Result (S)	C	% Difference	Q	Method
Lead	10.4		10.48	J	0.72		200.8

Calculations are performed before rounding to avoid round-off errors in calculated results.

FORM VIII-IN

8-IN
ICP-AES AND ICP-MS SERIAL DILUTIONS
METALS

Lab ID: 460-111633-A-3 SD ^5

SDG No:

Lab Name: TestAmerica Edison Job No: 460-111911-1

Matrix: Water Concentration Units: ug/L

Analyte	Initial Sample Result (I)	C	Serial Dilution Result (S)	C	% Difference	Q	Method
Lead	2.0	J	2.04	J	NC		200.8

Calculations are performed before rounding to avoid round-off errors in calculated results.

FORM VIII-IN

9-IN
DETECTION LIMITS
METALS

Lab Name: TestAmerica Edison Job Number: 460-111911-1

SDG Number:

Matrix: Water Instrument ID: ICP4

Method: 6010C MDL Date: 05/05/2015 12:16

Prep Method: 3010A

Analyte	Wavelength/ Mass	RL (ug/L)	MDL (ug/L)
Calcium		5000	317

9-IN
CALIBRATION BLANK DETECTION LIMITS
METALS

Lab Name: TestAmerica Edison Job Number: 460-111911-1

SDG Number:

Matrix: Water Instrument ID: ICP4

Method: 6010C XMDL Date: 05/05/2015 12:19

Analyte	Wavelength/ Mass	XRL (ug/L)	XMDL (ug/L)
Calcium		5000	317

9-IN
DETECTION LIMITS
METALS - TOTAL RECOVERABLE

Lab Name: TestAmerica Edison Job Number: 460-111911-1

SDG Number:

Matrix: Water Instrument ID: NOEQUIP

Method: SM 2340B MDL Date: 05/06/2015 07:54

Prep Method: None

Analyte	Wavelength/ Mass	RL (mg/L)	MDL (mg/L)
Calcium hardness as calcium carbonate		12.5	0.721

9-IN
CALIBRATION BLANK DETECTION LIMITS
METALS - TOTAL RECOVERABLE

Lab Name: TestAmerica Edison Job Number: 460-111911-1

SDG Number:

Matrix: Water Instrument ID: NOEQUIP

Method: SM 2340B XMDL Date: 05/06/2015 08:08

Analyte	Wavelength/ Mass	XRL (mg/L)	XMDL (mg/L)
Calcium hardness as calcium carbonate		12.5	0.721

9-IN
DETECTION LIMITS
METALS

Lab Name: TestAmerica Edison Job Number: 460-111911-1

SDG Number:

Matrix: Water Instrument ID: ICPMS1

Method: 200.8 MDL Date: 05/05/2015 10:19

Analyte	Wavelength/ Mass	RL (ug/L)	MDL (ug/L)
Lead		2.5	0.09

9-IN
CALIBRATION BLANK DETECTION LIMITS
METALS

Lab Name: TestAmerica Edison Job Number: 460-111911-1

SDG Number:

Matrix: Water Instrument ID: ICPMS1

Method: 200.8 XMDL Date: 05/05/2015 10:20

Analyte	Wavelength/ Mass	XRL (ug/L)	XMDL (ug/L)
Lead		2.5	0.09

9-IN
DETECTION LIMITS
METALS

Lab Name: TestAmerica Edison Job Number: 460-111911-1

SDG Number:

Matrix: Water Instrument ID: ICPMS1

Method: 200.8 MDL Date: 05/05/2015 10:19

Prep Method: 200

Analyte	Wavelength/ Mass	RL (ug/L)	MDL (ug/L)
Lead		2.5	0.09

9-IN
CALIBRATION BLANK DETECTION LIMITS
METALS

Lab Name: TestAmerica Edison Job Number: 460-111911-1

SDG Number:

Matrix: Water Instrument ID: ICPMS1

Method: 200.8 XMDL Date: 05/05/2015 10:20

Analyte	Wavelength/ Mass	XRL (ug/L)	XMDL (ug/L)
Lead		2.5	0.09

11-IN
LINEAR RANGES
METALS

Lab Name: TestAmerica Edison Job No: 460-111911-1

SDG No.:

Instrument ID: ICPMS1 Date: 11/11/2014 10:02

Analyte	Integ. Time (Sec.)	Concentration (ug/L)	Method
Lead		4000	200.8

12-IN
PREPARATION LOG
METALS

Lab Name: TestAmerica Edison Job No.: 460-111911-1

SDG No.:

Prep Method: 3010A

Lab Sample ID	Preparation Date	Prep Batch	Initial Weight	Initial Volume (mL)	Final Volume (mL)
MB 460-362089/1-A	04/12/2016 08:51	362089		50	50
LCS 460-362089/2-A	04/12/2016 08:51	362089		50	50
460-111911-33	04/12/2016 08:51	362089		50	50
460-111911-33 DU	04/12/2016 08:51	362089		50	50
460-111911-33 MS	04/12/2016 08:51	362089		50	50

12-IN
PREPARATION LOG
METALS

Lab Name: TestAmerica Edison Job No.: 460-111911-1

SDG No.:

Prep Method: 3010A

Lab Sample ID	Preparation Date	Prep Batch	Initial Weight	Initial Volume (mL)	Final Volume (mL)
MB 460-362466/1-A	04/14/2016 07:44	362466		50	50
LCS 460-362466/2-A	04/14/2016 07:44	362466		50	50
460-112068-K-6-C DU	04/14/2016 07:44	362466		50	50
460-112068-K-6-D MS	04/14/2016 07:44	362466		50	50
460-111911-47	04/14/2016 07:44	362466		50	50

12-IN
PREPARATION LOG
METALS

Lab Name: TestAmerica Edison Job No.: 460-111911-1

SDG No.:

Prep Method: 200

Lab Sample ID	Preparation Date	Prep Batch	Initial Weight	Initial Volume (mL)	Final Volume (mL)
MB 460-364714/1-A	04/26/2016 08:16	364714		50	50
LCS 460-364714/2-A	04/26/2016 08:16	364714		50	50
460-111911-14	04/26/2016 08:16	364714		50	50
460-111911-14 DU	04/26/2016 08:16	364714		50	50
460-111911-14 MS	04/26/2016 08:16	364714		50	50
460-111911-24	04/26/2016 08:16	364714		50	50

13-IN
ANALYSIS RUN LOG
METALS

Lab Name: TestAmerica Edison Job No.: 460-111911-1

SDG No.:

Instrument ID: ICP4 Method: 6010C

Start Date: 04/12/2016 11:05 End Date: 04/12/2016 22:01

Lab Sample ID	D/F	Type	Time	Analytes																			
				Ca																			
ICIS 460-362155/1	1		11:05	X																			
ZZZZZZ			11:09																				
ZZZZZZ			11:13																				
ZZZZZZ			11:17																				
ZZZZZZ			11:21																				
ZZZZZZ			11:24																				
ICV 460-362155/7	1		11:29	X																			
ICB 460-362155/8	1		11:32	X																			
ICVL 460-362155/9	1		11:37	X																			
ICSA 460-362155/10	1		11:41	X																			
ICSAB 460-362155/11	1		11:45	X																			
ZZZZZZ			11:49																				
ZZZZZZ			11:53																				
ZZZZZZ			11:57																				
ZZZZZZ			12:01																				
ZZZZZZ			12:05																				
ZZZZZZ			12:09																				
ZZZZZZ			12:13																				
ZZZZZZ			12:17																				
CCV 460-362155/20			12:21																				
CCB 460-362155/21			12:25																				
CCVL 460-362155/22			12:29																				
ZZZZZZ			12:33																				
ZZZZZZ			12:37																				
ZZZZZZ			12:41																				
ZZZZZZ			12:45																				
ZZZZZZ			12:49																				
ZZZZZZ			12:53																				
ZZZZZZ			12:57																				
ZZZZZZ			13:01																				
ZZZZZZ			13:05																				
ZZZZZZ			13:09																				
CCV 460-362155/33			13:13																				
CCB 460-362155/34			13:17																				
CCVL 460-362155/35			13:21																				
ZZZZZZ			13:34																				
ZZZZZZ			13:38																				
ZZZZZZ			13:42																				
ZZZZZZ			13:46																				
ZZZZZZ			13:50																				
ZZZZZZ			13:54																				
ZZZZZZ			13:58																				

13-IN
ANALYSIS RUN LOG
METALS

Lab Name: TestAmerica Edison Job No.: 460-111911-1

SDG No.:

Instrument ID: ICP4 Method: 6010C

Start Date: 04/12/2016 11:05 End Date: 04/12/2016 22:01

Lab Sample ID	D / F	Type	Time	Analytes																			
				Ca																			
ZZZZZZ			14:02																				
ZZZZZZ			14:06																				
ZZZZZZ			14:10																				
CCV 460-362155/46			14:14																				
CCB 460-362155/47			14:18																				
CCVL 460-362155/48			14:22																				
ZZZZZZ			14:26																				
ZZZZZZ			14:30																				
ZZZZZZ			14:34																				
ZZZZZZ			14:38																				
ZZZZZZ			14:42																				
ZZZZZZ			14:46																				
ZZZZZZ			14:50																				
ZZZZZZ			14:54																				
ZZZZZZ			14:58																				
ZZZZZZ			15:02																				
CCV 460-362155/59			15:06																				
CCB 460-362155/60			15:10																				
CCVL 460-362155/61			15:14																				
ZZZZZZ			15:23																				
ZZZZZZ			15:27																				
ZZZZZZ			15:31																				
ZZZZZZ			15:35																				
ZZZZZZ			15:40																				
ZZZZZZ			15:43																				
ZZZZZZ			15:47																				
ZZZZZZ			15:51																				
ZZZZZZ			15:55																				
ZZZZZZ			16:00																				
CCV 460-362155/72			16:04																				
CCB 460-362155/73			16:08																				
CCVL 460-362155/74			16:12																				
ZZZZZZ			16:16																				
ZZZZZZ			16:20																				
ZZZZZZ			16:24																				
ZZZZZZ			16:28																				
ZZZZZZ			16:32																				
ZZZZZZ			16:36																				
ZZZZZZ			16:40																				
ZZZZZZ			16:45																				
ZZZZZZ			16:49																				
ZZZZZZ			16:53																				

13-IN
ANALYSIS RUN LOG
METALS

Lab Name: TestAmerica Edison Job No.: 460-111911-1

SDG No.:

Instrument ID: ICP4 Method: 6010C

Start Date: 04/12/2016 11:05 End Date: 04/12/2016 22:01

Lab Sample ID	D/F	Type	Time	Analytes																			
				Ca																			
CCV 460-362155/85			16:57																				
CCB 460-362155/86			17:01																				
CCVL 460-362155/87			17:05																				
ZZZZZZ			17:15																				
ZZZZZZ			17:19																				
ZZZZZZ			17:23																				
ZZZZZZ			17:27																				
ZZZZZZ			17:31																				
ZZZZZZ			17:35																				
ZZZZZZ			17:39																				
ZZZZZZ			17:43																				
ZZZZZZ			17:47																				
ZZZZZZ			17:51																				
CCV 460-362155/98	1		17:55	X																			
CCB 460-362155/99	1		17:59	X																			
CCVL 460-362155/100	1		18:03	X																			
ZZZZZZ			18:07																				
ZZZZZZ			18:11																				
ZZZZZZ			18:15																				
ZZZZZZ			18:19																				
MB 460-362089/1-A	1	T	18:24	X																			
LCS 460-362089/2-A	1	T	18:28	X																			
460-111911-33 DU	1	T	18:32	X																			
460-111911-33	1	T	18:36	X																			
460-111911-33 SD	5	T	18:40	X																			
460-111911-33 MS	1	T	18:44	X																			
CCV 460-362155/111	1		18:48	X																			
CCB 460-362155/112	1		18:52	X																			
CCVL 460-362155/113	1		18:56	X																			
460-111911-33 PDS	1	T	19:00	X																			
ZZZZZZ			19:04																				
ZZZZZZ			19:08																				
ZZZZZZ			19:13																				
ZZZZZZ			19:17																				
ZZZZZZ			19:21																				
ZZZZZZ			19:25																				
ZZZZZZ			19:29																				
ZZZZZZ			19:33																				
ZZZZZZ			19:38																				
CCV 460-362155/124	1		19:42	X																			
CCB 460-362155/125	1		19:46	X																			
CCVL 460-362155/126	1		19:50	X																			

13-IN
ANALYSIS RUN LOG
METALS

Lab Name: TestAmerica Edison Job No.: 460-111911-1

SDG No.:

Instrument ID: ICP4 Method: 6010C

Start Date: 04/12/2016 11:05 End Date: 04/12/2016 22:01

Lab Sample ID	D / F	Type	Time	Analytes																				
				Ca																				
ZZZZZZ			19:54																					
ZZZZZZ			19:58																					
ZZZZZZ			20:02																					
ZZZZZZ			20:07																					
ZZZZZZ			20:10																					
ZZZZZZ			20:15																					
ZZZZZZ			20:19																					
ZZZZZZ			20:23																					
ZZZZZZ			20:28																					
ZZZZZZ			20:32																					
CCV 460-362155/137			20:36																					
CCB 460-362155/138			20:40																					
CCVL 460-362155/139			20:44																					
ZZZZZZ			20:49																					
ZZZZZZ			20:53																					
ZZZZZZ			20:57																					
ZZZZZZ			21:02																					
ZZZZZZ			21:06																					
ZZZZZZ			21:10																					
ZZZZZZ			21:14																					
ZZZZZZ			21:19																					
ZZZZZZ			21:23																					
ZZZZZZ			21:27																					
CCV 460-362155/150			21:31																					
CCB 460-362155/151			21:36																					
CCVL 460-362155/152			21:40																					
ZZZZZZ			21:44																					
ZZZZZZ			21:48																					
CCV 460-362155/155			21:53																					
CCB 460-362155/156			21:57																					
CCVL 460-362155/157			22:01																					

Prep Types

T = Total/NA

13-IN
ANALYSIS RUN LOG
METALS

Lab Name: TestAmerica Edison Job No.: 460-111911-1

SDG No.:

Instrument ID: ICP4 Method: 6010C

Start Date: 04/14/2016 11:32 End Date: 04/14/2016 22:35

Lab Sample ID	D / F	Type	Time	Analytes																				
				Ca																				
ICIS 460-362574/1	1		11:32	X																				
ZZZZZZ			11:36																					
ZZZZZZ			11:40																					
ZZZZZZ			11:44																					
ZZZZZZ			11:48																					
ZZZZZZ			11:52																					
ICV 460-362574/7	1		11:56	X																				
ICB 460-362574/8	1		12:00	X																				
ICVL 460-362574/9	1		12:04	X																				
ICSA 460-362574/10	1		12:08	X																				
ICSAB 460-362574/11	1		12:12	X																				
ZZZZZZ			12:16																					
ZZZZZZ			12:20																					
ZZZZZZ			12:25																					
ZZZZZZ			12:29																					
ZZZZZZ			12:33																					
ZZZZZZ			12:37																					
ZZZZZZ			12:41																					
ZZZZZZ			12:44																					
CCV 460-362574/20			12:49																					
CCB 460-362574/21			12:52																					
CCVL 460-362574/22			12:56																					
ZZZZZZ			13:00																					
ZZZZZZ			13:05																					
ZZZZZZ			13:08																					
ZZZZZZ			13:12																					
ZZZZZZ			13:16																					
ZZZZZZ			13:20																					
ZZZZZZ			13:24																					
ZZZZZZ			13:28																					
ZZZZZZ			13:32																					
ZZZZZZ			13:36																					
CCV 460-362574/33			13:40																					
CCB 460-362574/34			13:44																					
CCVL 460-362574/35			13:48																					
ZZZZZZ			13:52																					
ZZZZZZ			13:56																					
ZZZZZZ			14:00																					
ZZZZZZ			14:04																					
ZZZZZZ			14:08																					
ZZZZZZ			14:12																					
ZZZZZZ			14:16																					

13-IN
ANALYSIS RUN LOG
METALS

Lab Name: TestAmerica Edison Job No.: 460-111911-1

SDG No.:

Instrument ID: ICP4 Method: 6010C

Start Date: 04/14/2016 11:32 End Date: 04/14/2016 22:35

Lab Sample ID	D / F	Type	Time	Analytes																			
				Ca																			
ZZZZZZ			14:21																				
ZZZZZZ			14:25																				
ZZZZZZ			14:29																				
CCV 460-362574/46			14:33																				
CCB 460-362574/47			14:37																				
CCVL 460-362574/48			14:41																				
ZZZZZZ			15:08																				
ZZZZZZ			15:12																				
ZZZZZZ			15:16																				
ZZZZZZ			15:20																				
ZZZZZZ			15:24																				
ZZZZZZ			15:27																				
ZZZZZZ			15:31																				
ZZZZZZ			15:35																				
ZZZZZZ			15:39																				
ZZZZZZ			15:43																				
CCV 460-362574/59			15:47																				
CCB 460-362574/60			15:51																				
CCVL 460-362574/61			15:55																				
ZZZZZZ			15:59																				
ZZZZZZ			16:03																				
ZZZZZZ			16:07																				
ZZZZZZ			16:10																				
ZZZZZZ			16:14																				
ZZZZZZ			16:18																				
ZZZZZZ			16:23																				
ZZZZZZ			16:27																				
ZZZZZZ			16:31																				
ZZZZZZ			16:35																				
CCV 460-362574/72			16:40																				
CCB 460-362574/73			16:44																				
CCVL 460-362574/74			16:48																				
ZZZZZZ			16:52																				
ZZZZZZ			16:56																				
ZZZZZZ			17:00																				
ZZZZZZ			17:04																				
ZZZZZZ			17:08																				
ZZZZZZ			17:12																				
ZZZZZZ			17:16																				
ZZZZZZ			17:20																				
ZZZZZZ			17:24																				
ZZZZZZ			17:29																				

13-IN
ANALYSIS RUN LOG
METALS

Lab Name: TestAmerica Edison Job No.: 460-111911-1

SDG No.:

Instrument ID: ICP4 Method: 6010C

Start Date: 04/14/2016 11:32 End Date: 04/14/2016 22:35

Lab Sample ID	D / F	Type	Time	Analytes																			
				Ca																			
CCV 460-362574/85			17:33																				
CCB 460-362574/86			17:37																				
CCVL 460-362574/87			17:41																				
ZZZZZZ			17:45																				
ZZZZZZ			17:49																				
ZZZZZZ			17:53																				
ZZZZZZ			17:57																				
ZZZZZZ			18:01																				
ZZZZZZ			18:05																				
ZZZZZZ			18:10																				
ZZZZZZ			18:13																				
ZZZZZZ			18:17																				
ZZZZZZ			18:21																				
CCV 460-362574/98			18:26																				
CCB 460-362574/99			18:29																				
CCVL 460-362574/100			18:34																				
ZZZZZZ			18:38																				
ZZZZZZ			18:42																				
ZZZZZZ			18:45																				
ZZZZZZ			18:49																				
ZZZZZZ			18:54																				
ZZZZZZ			18:58																				
ZZZZZZ			19:02																				
ZZZZZZ			19:06																				
ZZZZZZ			19:10																				
ZZZZZZ			19:14																				
CCV 460-362574/111			19:18																				
CCB 460-362574/112			19:22																				
CCVL 460-362574/113			19:26																				
ZZZZZZ			19:30																				
ZZZZZZ			19:34																				
ZZZZZZ			19:38																				
ZZZZZZ			19:42																				
ZZZZZZ			19:46																				
ZZZZZZ			19:50																				
ZZZZZZ			19:54																				
ZZZZZZ			19:58																				
ZZZZZZ			20:02																				
ZZZZZZ			20:06																				
CCV 460-362574/124			20:10																				
CCB 460-362574/125			20:14																				
CCVL 460-362574/126			20:19																				

13-IN
ANALYSIS RUN LOG
METALS

Lab Name: TestAmerica Edison Job No.: 460-111911-1

SDG No.:

Instrument ID: ICP4 Method: 6010C

Start Date: 04/14/2016 11:32 End Date: 04/14/2016 22:35

Lab Sample ID	D/F	Type	Time	Analytes																			
				Ca																			
CCV 460-362574/127	1		20:25	X																			
CCB 460-362574/128	1		20:29	X																			
CCVL 460-362574/129	1		20:33	X																			
ZZZZZZ			20:37																				
ZZZZZZ			20:41																				
MB 460-362466/1-A	1	T	20:45	X																			
LCS 460-362466/2-A	1	T	20:49	X																			
460-112068-K-6-C DU	1	T	20:52	X																			
ZZZZZZ			20:56																				
460-112068-K-6-B SD	5	T	21:00	X																			
460-112068-K-6-D MS	1	T	21:04	X																			
460-112068-K-6-B PDS	1	T	21:08	X																			
ZZZZZZ			21:12																				
CCV 460-362574/140	1		21:16	X																			
CCB 460-362574/141	1		21:20	X																			
CCVL 460-362574/142	1		21:24	X																			
ZZZZZZ			21:28																				
460-111911-47	1	T	21:32	X																			
ZZZZZZ			21:36																				
ZZZZZZ			21:40																				
ZZZZZZ			21:44																				
ZZZZZZ			21:48																				
ZZZZZZ			21:52																				
ZZZZZZ			21:56																				
ZZZZZZ			21:59																				
ZZZZZZ			22:04																				
CCV 460-362574/153	1		22:08	X																			
CCB 460-362574/154	1		22:11	X																			
CCVL 460-362574/155	1		22:15	X																			
ZZZZZZ			22:19																				
ZZZZZZ			22:24																				
CCV 460-362574/158			22:28																				
CCB 460-362574/159			22:31																				
CCVL 460-362574/160			22:35																				

Prep Types
D = Dissolved
T = Total/NA

13-IN
ANALYSIS RUN LOG
METALS

Lab Name: TestAmerica Edison Job No.: 460-111911-1

SDG No.:

Instrument ID: NOEQUIP Method: SM 2340B

Start Date: 04/21/2016 15:36 End Date: 04/21/2016 15:36

Lab Sample ID	D / F	Type	Time	Analytes																			
				CaCO3																			
ZZZZZZ			15:36																				
ZZZZZZ			15:36																				
ZZZZZZ			15:36																				
ZZZZZZ			15:36																				
460-111911-33	1	R	15:36	X																			
460-111911-47	1	R	15:36	X																			

Prep Types

R = Total Recoverable

13-IN
ANALYSIS RUN LOG
METALS

Lab Name: TestAmerica Edison Job No.: 460-111911-1

SDG No.:

Instrument ID: ICPMS1 Method: 200.8

Start Date: 04/20/2016 15:29 End Date: 04/21/2016 00:31

Lab Sample ID	D / F	Type	Time	Analytes																				
				Pb																				
CALIBSTD 460-363869/10 IC			15:29	X																				
IC 460-363869/11			15:32	X																				
IC 460-363869/12			15:34	X																				
IC 460-363869/13			15:37	X																				
IC 460-363869/14	1		15:41	X																				
ICV 460-363869/15	1		15:44	X																				
ICB 460-363869/16	1		15:47	X																				
CRI 460-363869/17	1		15:49	X																				
ICSA 460-363869/18	1		15:52	X																				
ICSAB 460-363869/19	1		15:55	X																				
ZZZZZZ			15:58																					
ZZZZZZ			16:01																					
CCV 460-363869/22			16:04																					
CCB 460-363869/23			16:08																					
ZZZZZZ			16:11																					
ZZZZZZ			16:13																					
ZZZZZZ			16:16																					
ZZZZZZ			16:19																					
ZZZZZZ			16:22																					
ZZZZZZ			16:25																					
ZZZZZZ			16:28																					
ZZZZZZ			16:31																					
ZZZZZZ			16:33																					
ZZZZZZ			16:36																					
CCV 460-363869/34			16:39																					
CCB 460-363869/35			16:42																					
ZZZZZZ			16:45																					
ZZZZZZ			16:48																					
ZZZZZZ			16:51																					
ZZZZZZ			16:53																					
ZZZZZZ			16:56																					
ZZZZZZ			16:59																					
ZZZZZZ			17:02																					
ZZZZZZ			17:05																					
ZZZZZZ			17:08																					
ZZZZZZ			17:11																					
CCV 460-363869/46			17:13																					
CCB 460-363869/47			17:16																					
ZZZZZZ			17:19																					
ZZZZZZ			17:22																					
ZZZZZZ			17:25																					

13-IN
ANALYSIS RUN LOG
METALS

Lab Name: TestAmerica Edison Job No.: 460-111911-1

SDG No.:

Instrument ID: ICPMS1 Method: 200.8

Start Date: 04/20/2016 15:29 End Date: 04/21/2016 00:31

Lab Sample ID	D / F	Type	Time	Analytes																				
				Pb																				
ZZZZZZ			17:28																					
ZZZZZZ			17:31																					
ZZZZZZ			17:33																					
CCV 460-363869/54			17:36																					
CCB 460-363869/55			17:39																					
ZZZZZZ			17:42																					
ZZZZZZ			17:45																					
ZZZZZZ			17:48																					
ZZZZZZ			17:51																					
ZZZZZZ			17:53																					
ZZZZZZ			17:56																					
ZZZZZZ			17:59																					
ZZZZZZ			18:02																					
ZZZZZZ			18:05																					
ZZZZZZ			18:08																					
CCV 460-363869/66			18:11																					
CCB 460-363869/67			18:13																					
ZZZZZZ			18:16																					
ZZZZZZ			18:19																					
ZZZZZZ			18:22																					
ZZZZZZ			18:25																					
ZZZZZZ			18:28																					
ZZZZZZ			18:31																					
ZZZZZZ			18:33																					
ZZZZZZ			18:36																					
ZZZZZZ			18:39																					
ZZZZZZ			18:42																					
CCV 460-363869/82			18:45																					
CCB 460-363869/83			18:48																					
ZZZZZZ			18:51																					
ZZZZZZ			18:54																					
ZZZZZZ			18:56																					
ZZZZZZ			18:59																					
ZZZZZZ			19:02																					
ZZZZZZ			19:05																					
CCV 460-363869/90			19:08																					
CCB 460-363869/91			19:11																					
ZZZZZZ			19:14																					
ZZZZZZ			19:16																					
ZZZZZZ			19:19																					
ZZZZZZ			19:22																					
ZZZZZZ			19:25																					

13-IN
ANALYSIS RUN LOG
METALS

Lab Name: TestAmerica Edison Job No.: 460-111911-1

SDG No.:

Instrument ID: ICPMS1 Method: 200.8

Start Date: 04/20/2016 15:29 End Date: 04/21/2016 00:31

Lab Sample ID	D / F	Type	Time	Analytes																			
				Pb																			
ZZZZZZ			19:28																				
ZZZZZZ			19:31																				
ZZZZZZ			19:34																				
ZZZZZZ			19:36																				
ZZZZZZ			19:39																				
CCV 460-363869/102			19:42																				
CCB 460-363869/103			19:45																				
ZZZZZZ			19:48																				
CCV 460-363869/105			19:51																				
CCB 460-363869/106			19:54																				
ZZZZZZ			19:57																				
ZZZZZZ			19:59																				
ZZZZZZ			20:02																				
ZZZZZZ			20:05																				
ZZZZZZ			20:08																				
ZZZZZZ			20:11																				
ZZZZZZ			20:14																				
ZZZZZZ			20:17																				
ZZZZZZ			20:20																				
ZZZZZZ			20:23																				
CCV 460-363869/117			20:26																				
CCB 460-363869/118			20:28																				
ZZZZZZ			20:31																				
ZZZZZZ			20:34																				
ZZZZZZ			20:37																				
ZZZZZZ			20:40																				
ZZZZZZ			20:43																				
ZZZZZZ			20:46																				
ZZZZZZ			20:49																				
ZZZZZZ			20:52																				
ZZZZZZ			20:54																				
ZZZZZZ			20:57																				
CCV 460-363869/189			21:00																				
CCB 460-363869/129			21:03																				
ZZZZZZ			21:06																				
ZZZZZZ			21:09																				
ZZZZZZ			21:12																				
ZZZZZZ			21:15																				
ZZZZZZ			21:17																				
ZZZZZZ			21:20																				
CCV 460-363869/136			21:23																				
CCB 460-363869/137			21:26																				

13-IN
ANALYSIS RUN LOG
METALS

Lab Name: TestAmerica Edison Job No.: 460-111911-1

SDG No.:

Instrument ID: ICPMS1 Method: 200.8

Start Date: 04/20/2016 15:29 End Date: 04/21/2016 00:31

Lab Sample ID	D / F	Type	Time	Analytes																				
				Pb																				
ZZZZZZ			21:29																					
ZZZZZZ			21:32																					
ZZZZZZ			21:35																					
ZZZZZZ			21:38																					
ZZZZZZ			21:41																					
ZZZZZZ			21:44																					
ZZZZZZ			21:47																					
ZZZZZZ			21:50																					
ZZZZZZ			21:52																					
ZZZZZZ			21:55																					
CCV 460-363869/148			21:58																					
CCB 460-363869/149			22:01																					
ZZZZZZ			22:04																					
ZZZZZZ			22:07																					
ZZZZZZ			22:10																					
ZZZZZZ			22:13																					
ZZZZZZ			22:15																					
ZZZZZZ			22:18																					
ZZZZZZ			22:21																					
ZZZZZZ			22:24																					
ZZZZZZ			22:27																					
ZZZZZZ			22:30																					
CCV 460-363869/160			22:33																					
CCB 460-363869/161			22:36																					
ZZZZZZ			22:38																					
ZZZZZZ			22:41																					
ZZZZZZ			22:44																					
ZZZZZZ			22:47																					
ZZZZZZ			22:50																					
ZZZZZZ			22:53																					
CCV 460-363869/168	1		22:56	X																				
CCB 460-363869/169	1		22:59	X																				
MB 460-363869/170	1	T	23:02	X																				
LCS 460-363869/171	1	T	23:04	X																				
ZZZZZZ			23:07																					
460-111799-A-35 DU	1	T	23:10	X																				
ZZZZZZ			23:13																					
460-111799-A-35 SD ^5	5	T	23:16	X																				
ZZZZZZ			23:19																					
460-111799-A-36 MS	1	T	23:22	X																				
ZZZZZZ			23:24																					
ZZZZZZ			23:27																					

13-IN
ANALYSIS RUN LOG
METALS

Lab Name: TestAmerica Edison Job No.: 460-111911-1

SDG No.:

Instrument ID: ICPMS1 Method: 200.8

Start Date: 04/20/2016 15:29 End Date: 04/21/2016 00:31

Lab Sample ID	D / F	Type	Time	Analytes																			
				Pb																			
CCV 460-363869/180	1		23:30	X																			
CCB 460-363869/181	1		23:33	X																			
ZZZZZZ			23:36																				
460-111911-1	1	T	23:39	X																			
460-111911-2	1	T	23:42	X																			
460-111911-3	1	T	23:45	X																			
460-111911-4	1	T	23:47	X																			
460-111911-5	1	T	23:50	X																			
460-111911-6	1	T	23:53	X																			
460-111911-7	1	T	23:56	X																			
460-111911-8	1	T	23:59	X																			
460-111911-9	1	T	00:02	X																			
CCV 460-363869/4	1		00:05	X																			
CCB 460-363869/5	1		00:08	X																			
460-111911-10	1	T	00:10	X																			
460-111911-11	1	T	00:13	X																			
460-111911-12	1	T	00:16	X																			
460-111911-13	1	T	00:19	X																			
ZZZZZZ			00:22																				
460-111911-15	1	T	00:25	X																			
CCV 460-363869/72	1		00:28	X																			
CCB 460-363869/73	1		00:31	X																			

Prep Types

T = Total/NA

13-IN
ANALYSIS RUN LOG
METALS

Lab Name: TestAmerica Edison Job No.: 460-111911-1

SDG No.:

Instrument ID: ICPMS1 Method: 200.8

Start Date: 04/24/2016 14:19 End Date: 04/24/2016 18:48

Lab Sample ID	D/F	Type	Time	Analytes																			
				Pb																			
CALIBSTD 460-364343/1 IC	1		14:19	X																			
IC 460-364343/2	1		14:22	X																			
IC 460-364343/3	1		14:25	X																			
IC 460-364343/4	1		14:28	X																			
IC 460-364343/5	1		14:31	X																			
ICV 460-364343/6	1		14:33	X																			
ICB 460-364343/7	1		14:36	X																			
CRI 460-364343/8	1		14:39	X																			
ICSA 460-364343/9	1		14:42	X																			
ICSAB 460-364343/10	1		14:45	X																			
ZZZZZZ			14:48																				
ZZZZZZ			14:51																				
CCV 460-364343/13			14:54																				
CCB 460-364343/14			14:56																				
ZZZZZZ			14:59																				
ZZZZZZ			15:02																				
ZZZZZZ			15:05																				
ZZZZZZ			15:08																				
ZZZZZZ			15:11																				
ZZZZZZ			15:14																				
ZZZZZZ			15:16																				
ZZZZZZ			15:19																				
ZZZZZZ			15:22																				
ZZZZZZ			15:25																				
CCV 460-364343/25			15:28																				
CCB 460-364343/26			15:31																				
ZZZZZZ			15:34																				
ZZZZZZ			15:36																				
ZZZZZZ			15:39																				
ZZZZZZ			15:42																				
ZZZZZZ			15:45																				
ZZZZZZ			15:48																				
ZZZZZZ			15:51																				
ZZZZZZ			15:54																				
ZZZZZZ			15:57																				
ZZZZZZ			16:00																				
CCV 460-364343/37			16:03																				
CCB 460-364343/38			16:05																				
ZZZZZZ			16:08																				
ZZZZZZ			16:11																				
ZZZZZZ			16:14																				

13-IN
ANALYSIS RUN LOG
METALS

Lab Name: TestAmerica Edison Job No.: 460-111911-1

SDG No.:

Instrument ID: ICPMS1 Method: 200.8

Start Date: 04/24/2016 14:19 End Date: 04/24/2016 18:48

Lab Sample ID	D / F	Type	Time	Analytes																			
				Pb																			
ZZZZZZ			16:17																				
ZZZZZZ			16:20																				
ZZZZZZ			16:23																				
ZZZZZZ			16:25																				
CCV 460-364343/46	1		16:28	X																			
CCB 460-364343/47	1		16:31	X																			
MB 460-364343/48	1	T	16:34	X																			
LCS 460-364343/49	1	T	16:37	X																			
460-111911-45 MS	1	T	16:40	X																			
460-111911-45 DU	1	T	16:43	X																			
460-111911-45	1	T	16:45	X																			
460-111911-45 SD	5	T	16:48	X																			
460-111911-46	1	T	16:51	X																			
460-111911-47	1	T	16:54	X																			
460-111911-47 MS	1	T	16:57	X																			
460-111911-22	1	T	17:00	X																			
CCV 460-364343/59	1		17:03	X																			
CCB 460-364343/60	1		17:05	X																			
460-111911-23	1	T	17:08	X																			
ZZZZZZ			17:11																				
460-111911-25	1	T	17:14	X																			
460-111911-26	1	T	17:17	X																			
460-111911-27	1	T	17:20	X																			
460-111911-28	1	T	17:23	X																			
460-111911-29	1	T	17:25	X																			
460-111911-30	1	T	17:28	X																			
460-111911-31	1	T	17:31	X																			
460-111911-32	1	T	17:34	X																			
CCV 460-364343/71	1		17:37	X																			
CCB 460-364343/72	1		17:40	X																			
460-111911-33	1	T	17:43	X																			
460-111911-34	1	T	17:45	X																			
460-111911-35	1	T	17:48	X																			
460-111911-36	1	T	17:51	X																			
460-111911-37	1	T	17:54	X																			
460-111911-38	1	T	17:57	X																			
CCV 460-364343/79	1		18:00	X																			
CCB 460-364343/80	1		18:03	X																			
MB 460-364343/81	1	T	18:05	X																			
LCS 460-364343/82	1	T	18:08	X																			
460-111911-39 MS	1	T	18:11	X																			
460-111911-39 DU	1	T	18:14	X																			

13-IN
ANALYSIS RUN LOG
METALS

Lab Name: TestAmerica Edison Job No.: 460-111911-1

SDG No.:

Instrument ID: ICPMS1 Method: 200.8

Start Date: 04/24/2016 14:19 End Date: 04/24/2016 18:48

Lab Sample ID	D / F	Type	Time	Analytes																			
				Pb																			
460-111911-39	1	T	18:17	X																			
460-111911-39 SD	5	T	18:20	X																			
460-111911-40	1	T	18:23	X																			
460-111911-41	1	T	18:26	X																			
460-111911-42	1	T	18:28	X																			
CCV 460-364343/90	1		18:31	X																			
CCB 460-364343/91	1		18:34	X																			
460-111911-43	1	T	18:37	X																			
460-111911-44	1	T	18:40	X																			
460-111911-16	1	T	18:43	X																			
CCV 460-364343/95	1		18:46	X																			
CCB 460-364343/58	1		18:48	X																			

Prep Types

T = Total/NA

13-IN
ANALYSIS RUN LOG
METALS

Lab Name: TestAmerica Edison Job No.: 460-111911-1

SDG No.:

Instrument ID: ICPMS1 Method: 200.8

Start Date: 04/25/2016 14:59 End Date: 04/25/2016 17:08

Lab Sample ID	D / F	Type	Time	Analytes																			
				Pb																			
CALIBSTD 460-364582/1 IC	1		14:59	X																			
IC 460-364582/2	1		15:02	X																			
IC 460-364582/3	1		15:05	X																			
IC 460-364582/4	1		15:08	X																			
IC 460-364582/5	1		15:11	X																			
ICV 460-364582/6	1		15:14	X																			
ICB 460-364582/7	1		15:16	X																			
CRI 460-364582/8	1		15:19	X																			
ICSA 460-364582/9	1		15:22	X																			
ICSAB 460-364582/10	1		15:25	X																			
ZZZZZZ			15:28																				
ZZZZZZ			15:31																				
CCV 460-364582/13	1		15:34	X																			
CCB 460-364582/14	1		15:37	X																			
MB 460-364582/15	1	T	15:39	X																			
LCS 460-364582/16	1	T	15:42	X																			
ZZZZZZ			15:45																				
460-111633-A-3 DU	1	T	15:48	X																			
ZZZZZZ			15:51																				
460-111633-A-3 SD ^5	5	T	15:54	X																			
ZZZZZZ			15:56																				
460-111633-A-1 MS	1	T	15:59	X																			
ZZZZZZ			16:02																				
ZZZZZZ			16:05																				
CCV 460-364582/25	1		16:08	X																			
CCB 460-364582/26	1		16:11	X																			
ZZZZZZ			16:14																				
ZZZZZZ			16:17																				
ZZZZZZ			16:19																				
ZZZZZZ			16:22																				
ZZZZZZ			16:25																				
ZZZZZZ			16:28																				
ZZZZZZ			16:31																				
ZZZZZZ			16:34																				
ZZZZZZ			16:37																				
CCV 460-364582/37	1		16:39	X																			
CCB 460-364582/38	1		16:42	X																			
ZZZZZZ			16:45																				
ZZZZZZ			16:48																				
460-111911-17	1	T	16:51	X																			
460-111911-18	1	T	16:54	X																			

13-IN
ANALYSIS RUN LOG
METALS

Lab Name: TestAmerica Edison Job No.: 460-111911-1

SDG No.:

Instrument ID: ICPMS1 Method: 200.8

Start Date: 04/25/2016 14:59 End Date: 04/25/2016 17:08

Lab Sample ID	D / F	Type	Time	Analytes																			
				Pb																			
460-111911-19	1	T	16:57	X																			
460-111911-20	1	T	16:59	X																			
460-111911-21	1	T	17:02	X																			
CCV 460-364582/46	1		17:05	X																			
CCB 460-364582/27	1		17:08	X																			

Prep Types

T = Total/NA

13-IN
ANALYSIS RUN LOG
METALS

Lab Name: TestAmerica Edison Job No.: 460-111911-1

SDG No.:

Instrument ID: ICPMS1 Method: 200.8

Start Date: 04/26/2016 19:50 End Date: 04/26/2016 21:39

Lab Sample ID	D / F	Type	Time	Analytes																			
				Pb																			
CALIBSTD 460-364854/1 IC	1		19:50	X																			
IC 460-364854/2	1		19:54	X																			
IC 460-364854/3	1		19:59	X																			
IC 460-364854/4	1		20:03	X																			
IC 460-364854/5	1		20:08	X																			
ICV 460-364854/6	1		20:12	X																			
ICB 460-364854/7	1		20:17	X																			
CRI 460-364854/8	1		20:21	X																			
ICSA 460-364854/9	1		20:26	X																			
ICSAB 460-364854/10	1		20:30	X																			
ZZZZZZ			20:35																				
ZZZZZZ			20:40																				
CCV 460-364854/13	1		20:44	X																			
CCB 460-364854/14	1		20:49	X																			
MB 460-364714/1-A	1	T	20:53	X																			
LCS 460-364714/2-A	1	T	20:58	X																			
460-111911-14 PDS	1	T	21:02	X																			
460-111911-14 MS	1	T	21:07	X																			
460-111911-14 DU	1	T	21:11	X																			
460-111911-14	1	T	21:16	X																			
460-111911-14 SD	5	T	21:21	X																			
460-111911-24	1	T	21:25	X																			
ZZZZZZ			21:30																				
CCV 460-364854/24	1		21:34	X																			
CCB 460-364854/25	1		21:39	X																			

Prep Types
T = Total/NA

15-IN
ICP-MS INTERNAL STANDARDS RELATIVE INTENSITY SUMMARY
METALS

Lab Name: TestAmerica Edison Job No.: 460-111911-1

SDG No.:

ICP-MS Instrument ID: ICPMS1 Start Date: 04/20/2016 End Date: 04/21/2016

Lab Sample ID	Time	Internal Standards %RI For:									
		Element Ge	Q	Element Bi	Q	Element	Q	Element	Q	Element	Q
IC 460-363869/14	15:41	95		95							
ICV 460-363869/15	15:44	97		97							
ICB 460-363869/16	15:47	99		99							
CRI 460-363869/17	15:49	98		98							
ICSA 460-363869/18	15:52	88		83							
ICSAB 460-363869/19	15:55	86		82							
CCV 460-363869/168	22:56	97		98							
CCB 460-363869/169	22:59	100		100							
MB 460-363869/170	23:02	100		101							
LCS 460-363869/171	23:04	101		100							
460-111799-A-35 DU	23:10	105		103							
460-111799-A-35 SD	23:16	101		99							
460-111799-A-36 MS	23:22	100		96							
CCV 460-363869/180	23:30	97		99							
CCB 460-363869/181	23:33	101		100							
460-111911-1	23:39	100		95							
460-111911-2	23:42	100		96							
460-111911-3	23:45	100		96							
460-111911-4	23:47	100		96							
460-111911-5	23:50	100		96							
460-111911-6	23:53	100		96							
460-111911-7	23:56	102		99							
460-111911-8	23:59	101		97							
460-111911-9	00:02	100		96							
CCV 460-363869/4	00:05	98		99							
CCB 460-363869/5	00:08	101		101							
460-111911-10	00:10	100		96							
460-111911-11	00:13	101		96							
460-111911-12	00:16	99		96							
460-111911-13	00:19	100		96							
460-111911-15	00:25	100		97							
CCV 460-363869/72	00:28	98		99							
CCB 460-363869/73	00:31	102		101							

15-IN
ICP-MS INTERNAL STANDARDS RELATIVE INTENSITY SUMMARY
METALS

Lab Name: TestAmerica Edison Job No.: 460-111911-1

SDG No.:

ICP-MS Instrument ID: ICPMS1 Start Date: 04/24/2016 End Date: 04/24/2016

Lab Sample ID	Time	Internal Standards %RI For:									
		Element Ge	Q	Element Bi	Q	Element	Q	Element	Q	Element	Q
CALIBSTD 460-364343	14:19	100		100							
IC 460-364343/2	14:22	99		99							
IC 460-364343/3	14:25	98		98							
IC 460-364343/4	14:28	96		97							
IC 460-364343/5	14:31	94		96							
ICV 460-364343/6	14:33	96		97							
ICB 460-364343/7	14:36	100		100							
CRI 460-364343/8	14:39	100		100							
ICSA 460-364343/9	14:42	89		82							
ICSAB 460-364343/10	14:45	87		81							
CCV 460-364343/46	16:28	98		97							
CCB 460-364343/47	16:31	101		99							
MB 460-364343/48	16:34	101		99							
LCS 460-364343/49	16:37	101		99							
460-111911-45 MS	16:40	100		94							
460-111911-45 DU	16:43	101		94							
460-111911-45	16:45	100		93							
460-111911-45 SD	16:48	102		99							
460-111911-46	16:51	103		101							
460-111911-47	16:54	101		94							
460-111911-47 MS	16:57	100		94							
460-111911-22	17:00	101		95							
CCV 460-364343/59	17:03	98		98							
CCB 460-364343/60	17:05	101		100							
460-111911-23	17:08	101		94							
460-111911-25	17:14	103		98							
460-111911-26	17:17	100		94							
460-111911-27	17:20	100		94							
460-111911-28	17:23	100		94							
460-111911-29	17:25	102		96							
460-111911-30	17:28	100		95							
460-111911-31	17:31	99		94							
460-111911-32	17:34	99		93							
CCV 460-364343/71	17:37	97		97							
CCB 460-364343/72	17:40	102		99							
460-111911-33	17:43	99		94							
460-111911-34	17:45	102		98							
460-111911-35	17:48	102		98							
460-111911-36	17:51	102		98							
460-111911-37	17:54	100		95							
460-111911-38	17:57	99		93							
CCV 460-364343/79	18:00	98		97							

15-IN
ICP-MS INTERNAL STANDARDS RELATIVE INTENSITY SUMMARY
METALS

Lab Name: TestAmerica Edison Job No.: 460-111911-1

SDG No.:

ICP-MS Instrument ID: ICPMS1 Start Date: 04/24/2016 End Date: 04/24/2016

Lab Sample ID	Time	Internal Standards %RI For:									
		Element Ge	Q	Element Bi	Q	Element	Q	Element	Q	Element	Q
CCB 460-364343/80	18:03	102		99							
MB 460-364343/81	18:05	102		99							
LCS 460-364343/82	18:08	102		99							
460-111911-39 MS	18:11	101		95							
460-111911-39 DU	18:14	102		95							
460-111911-39	18:17	101		95							
460-111911-39 SD	18:20	102		99							
460-111911-40	18:23	101		95							
460-111911-41	18:26	101		95							
460-111911-42	18:28	101		94							
CCV 460-364343/90	18:31	99		98							
CCB 460-364343/91	18:34	102		101							
460-111911-43	18:37	103		97							
460-111911-44	18:40	101		95							
460-111911-16	18:43	102		96							
CCV 460-364343/95	18:46	99		98							
CCB 460-364343/58	18:48	103		101							

15-IN
ICP-MS INTERNAL STANDARDS RELATIVE INTENSITY SUMMARY
METALS

Lab Name: TestAmerica Edison Job No.: 460-111911-1

SDG No.:

ICP-MS Instrument ID: ICPMS1 Start Date: 04/25/2016 End Date: 04/25/2016

Lab Sample ID	Time	Internal Standards %RI For:									
		Element Ge	Q	Element Bi	Q	Element	Q	Element	Q	Element	Q
CALIBSTD 460-364582	14:59	100		100							
IC 460-364582/2	15:02	100		100							
IC 460-364582/3	15:05	99		99							
IC 460-364582/4	15:08	97		98							
IC 460-364582/5	15:11	95		95							
ICV 460-364582/6	15:14	98		98							
ICB 460-364582/7	15:16	101		100							
CRI 460-364582/8	15:19	100		99							
ICSA 460-364582/9	15:22	90		83							
ICSAB 460-364582/10	15:25	87		81							
CCV 460-364582/13	15:34	97		96							
CCB 460-364582/14	15:37	101		100							
MB 460-364582/15	15:39	102		101							
LCS 460-364582/16	15:42	102		100							
460-111633-A-3 DU	15:48	104		98							
460-111633-A-3 SD ^	15:54	103		99							
460-111633-A-1 MS	15:59	103		97							
CCV 460-364582/25	16:08	99		97							
CCB 460-364582/26	16:11	101		100							
CCV 460-364582/37	16:39	99		97							
CCB 460-364582/38	16:42	103		100							
460-111911-17	16:51	107		99							
460-111911-18	16:54	107		100							
460-111911-19	16:57	106		98							
460-111911-20	16:59	107		99							
460-111911-21	17:02	105		99							
CCV 460-364582/46	17:05	99		96							
CCB 460-364582/27	17:08	103		100							

15-IN
ICP-MS INTERNAL STANDARDS RELATIVE INTENSITY SUMMARY
METALS

Lab Name: TestAmerica Edison Job No.: 460-111911-1

SDG No.:

ICP-MS Instrument ID: ICPMS1 Start Date: 04/26/2016 End Date: 04/26/2016

Lab Sample ID	Time	Internal Standards %RI For:									
		Element Li-6	Q	Element Sc	Q	Element Ge	Q	Element In	Q	Element Tb	Q
CALIBSTD 460-364854	19:50	100		100		100		100		100	
IC 460-364854/2	19:54	101		102		102		102		102	
IC 460-364854/3	19:59	99		99		99		99		100	
IC 460-364854/4	20:03	97		99		99		98		99	
IC 460-364854/5	20:08	95		99		99		97		99	
ICV 460-364854/6	20:12	97		99		99		98		100	
ICB 460-364854/7	20:17	96		98		100		99		100	
CRI 460-364854/8	20:21	99		101		102		101		102	
ICSA 460-364854/9	20:26	88		93		95		89		93	
ICSAB 460-364854/10	20:30	87		94		94		89		94	
CCV 460-364854/13	20:44	98		100		99		98		100	
CCB 460-364854/14	20:49	100		100		100		100		100	
MB 460-364714/1-A	20:53	100		102		100		101		102	
LCS 460-364714/2-A	20:58	102		103		104		104		103	
460-111911-14 PDS	21:02	96		101		102		97		99	
460-111911-14 MS	21:07	96		100		102		97		99	
460-111911-14 DU	21:11	96		100		102		97		98	
460-111911-14	21:16	95		100		102		98		99	
460-111911-14 SD	21:21	99		101		102		99		101	
460-111911-24	21:25	95		100		101		98		100	
CCV 460-364854/24	21:34	100		101		100		100		101	
CCB 460-364854/25	21:39	101		101		102		100		101	

15-IN
ICP-MS INTERNAL STANDARDS RELATIVE INTENSITY SUMMARY
METALS

Lab Name: TestAmerica Edison Job No.: 460-111911-1

SDG No.:

ICP-MS Instrument ID: ICPMS1 Start Date: 04/26/2016 End Date: 04/26/2016

Lab Sample ID	Time	Internal Standards %RI For:									
		Element Bi	Q	Element	Q	Element	Q	Element	Q	Element	Q
CALIBSTD 460-364854	19:50	100									
IC 460-364854/2	19:54	101									
IC 460-364854/3	19:59	97									
IC 460-364854/4	20:03	95									
IC 460-364854/5	20:08	94									
ICV 460-364854/6	20:12	96									
ICB 460-364854/7	20:17	100									
CRI 460-364854/8	20:21	102									
ICSA 460-364854/9	20:26	88									
ICSAB 460-364854/10	20:30	87									
CCV 460-364854/13	20:44	95									
CCB 460-364854/14	20:49	100									
MB 460-364714/1-A	20:53	100									
LCS 460-364714/2-A	20:58	101									
460-111911-14 PDS	21:02	96									
460-111911-14 MS	21:07	95									
460-111911-14 DU	21:11	95									
460-111911-14	21:16	96									
460-111911-14 SD	21:21	98									
460-111911-24	21:25	94									
CCV 460-364854/24	21:34	95									
CCB 460-364854/25	21:39	99									

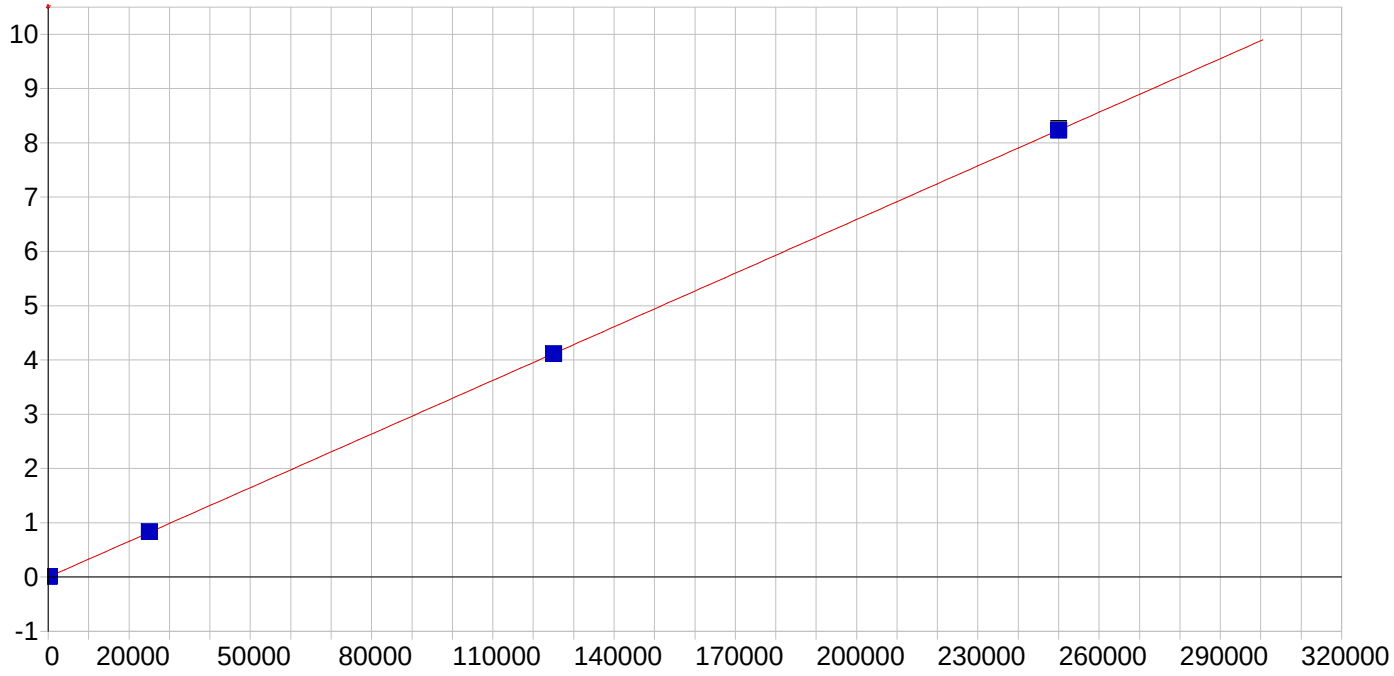

Al 396.152 { 85}

Date of Fit:	4/13/2016 9:54:15	Type of Fit:	Linear	Weighting:	1/Conc

A0 (Offset):	-0.000093	Re-Slope:	1.000000
A1 (Gain):	0.000033	Y-int:	0.000000
A2 (Curvature):	0.000000		
n (Exponent):	1.000000		
Correlation:	0.999995	Status:	OK.
Std Error of Est:	0.000037		
Predicted MDL:	14.810567		
Predicted MQL:	49.368555		

Std. Name	Stated Conc.	Found Conc.	Difference	% Diff.	(S)IR	Std Dev	Emphasis
ICIS Cal Blk	.00000	-.01196	-.012	.000	-.00009	.001	1
CAL2	200.00	210.18	10.2	5.09	.00685	.001	1
CAL3	25000.	25268.	268.	1.07	.83280	.002	1
CAL4	125000.	124820.	-177.	-.142	4.1143	.002	1
CAL5	250000.	249900.	-101.	-.040	8.2371	.020	1

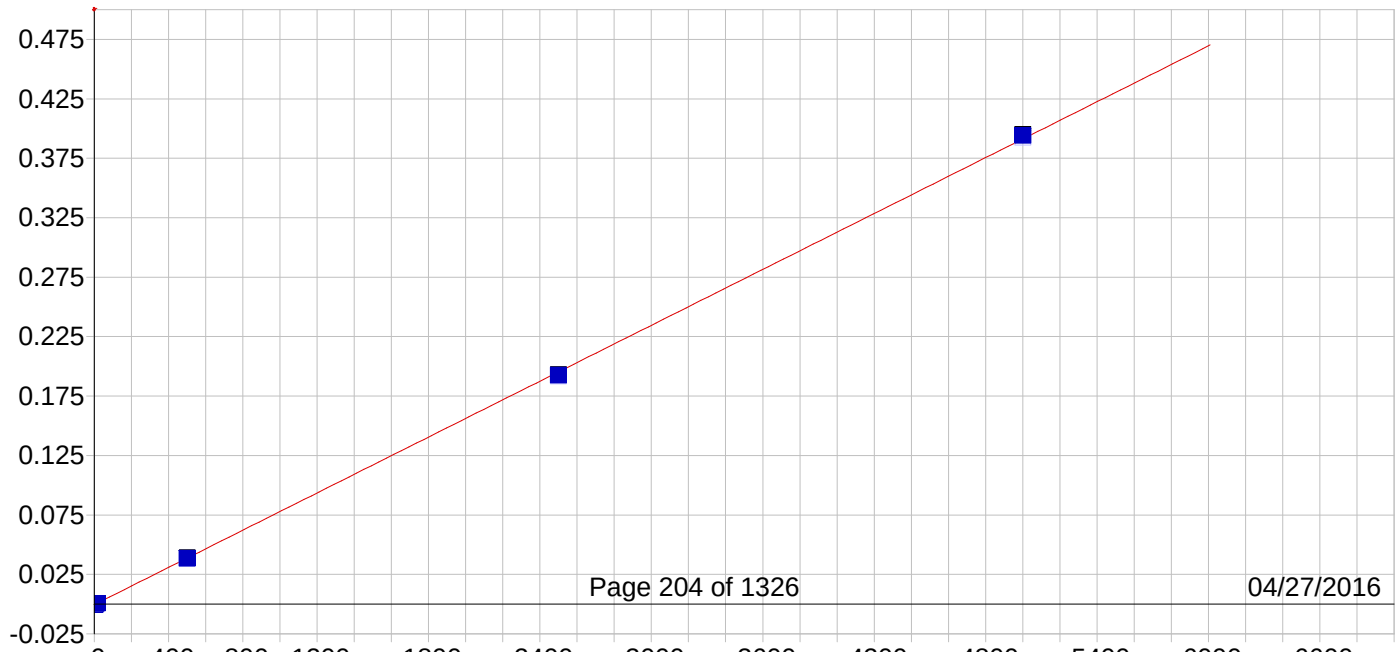

Std Error of Est:	0.000006
Predicted MDL:	2.230802
Predicted MQL:	7.436007

Std. Name	Stated Conc.	Found Conc.	Difference	% Diff.	(S)IR	Std Dev	Emphasis
ICIS Cal Blk	.00000	.00061	.001	.000	-.00045	.000	1
CAL2	15.000	15.045	.045	.301	.00073	.000	1
CAL3	500.00	497.90	-2.10	-.419	.03838	.000	1
CAL4	2500.0	2463.9	-36.1	-1.44	.19168	.000	1
CAL5	5000.0	5038.7	38.7	.774	.39249	.001	1
CAL1	5.0000	4.4272	-.573	-11.5	-.00010	.000	1

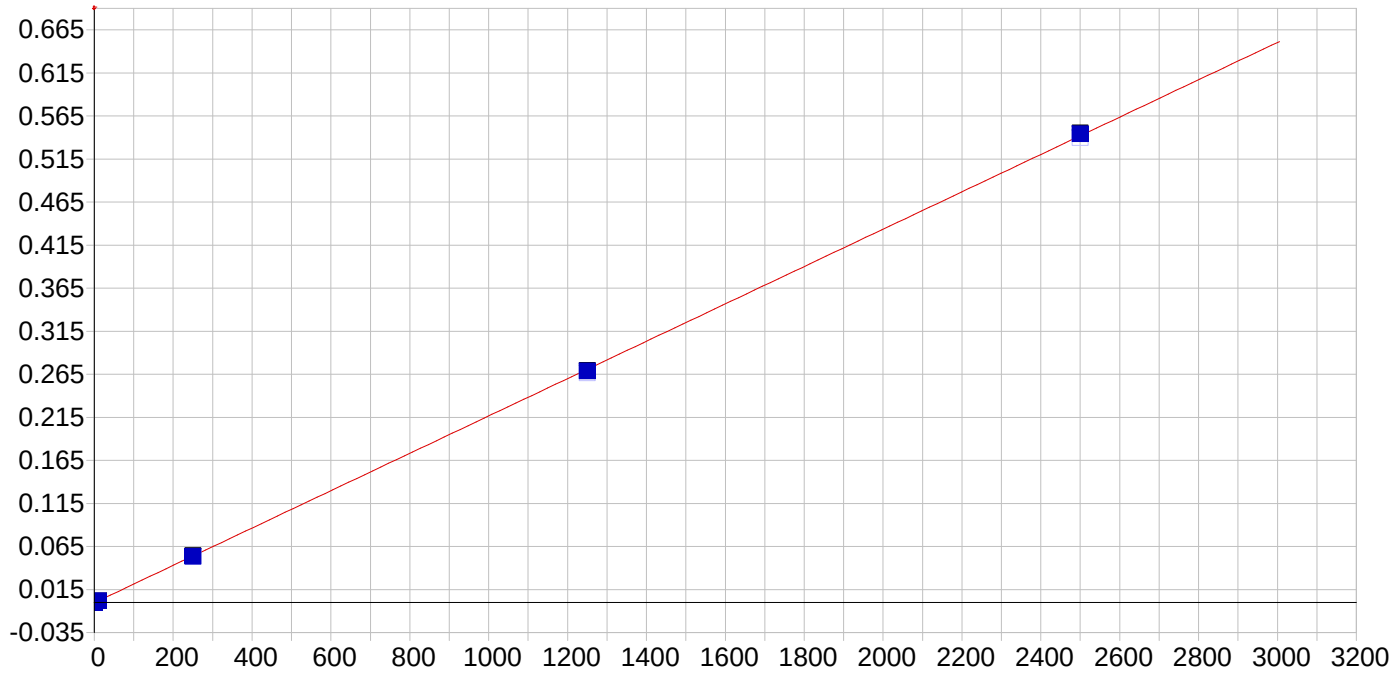

Ag 328.068 {103}

Date of Fit:	4/13/2016 9:54:15	Type of Fit:	Linear	Weighting:	1/Conc

A0 (Offset):	-0.000373	Re-Slope:	1.000000
A1 (Gain):	0.000217	Y-int:	0.000000
A2 (Curvature):	0.000000		
n (Exponent):	1.000000		
Correlation:	0.999982	Status:	OK.
Std Error of Est:	0.000011		
Predicted MDL:	0.595679		
Predicted MQL:	1.985597		

Std. Name	Stated Conc.	Found Conc.	Difference	% Diff.	(S)IR	Std Dev	Emphasis
ICIS Cal Blk	.00000	.00045	.000	.000	-.00037	.000	1
CAL2	10.000	9.6218	-.378	-3.78	.00170	.000	1
CAL3	250.00	248.95	-1.05	-.419	.05317	.000	1
CAL4	1250.0	1240.4	-9.61	-.769	.26639	.000	1
CAL5	2500.0	2511.0	11.0	.442	.53972	.001	1

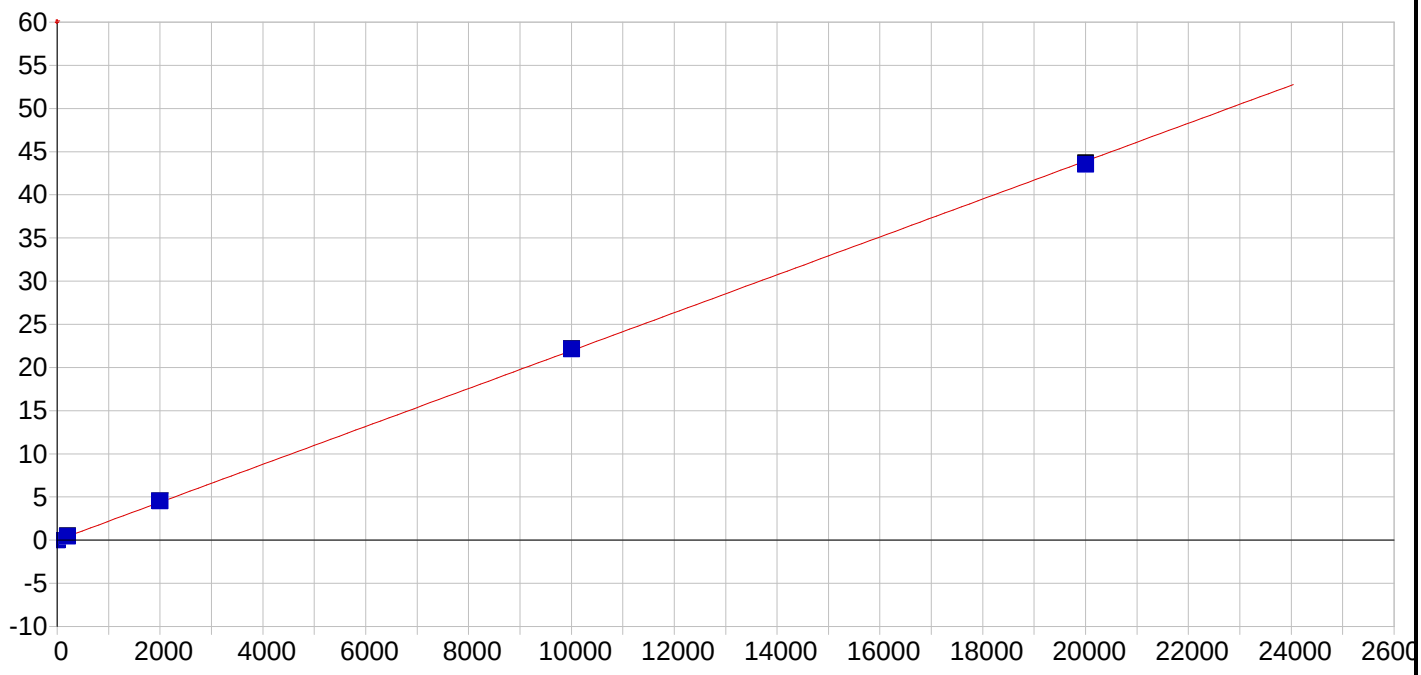

Ba 233.527 {445}

Date of Fit:	4/13/2016 9:54:15	Type of Fit:	Linear	Weighting:	1/Conc

A0 (Offset):	0.000077	Re-Slope:	1.000000
A1 (Gain):	0.002195	Y-int:	0.000000
A2 (Curvature):	0.000000		
n (Exponent):	1.000000		
Correlation:	0.999926	Status:	OK.
Std Error of Est:	0.002764		
Predicted MDL:	0.140342		
Predicted MQL:	0.467806		

Std. Name	Stated Conc.	Found Conc.	Difference	% Diff.	(S)IR	Std Dev	Emphasis
ICIS Cal Blk	.00000	-.01477	-.015	.000	.00004	.000	1
CAL2	200.00	207.75	7.75	3.87	.45595	.000	1
CAL3	2000.0	2069.4	69.4	3.47	4.5382	.014	1
CAL4	10000.	10085.	85.5	.855	22.116	.020	1
CAL5	20000.	19837.	-163.	-.813	43.501	.129	1

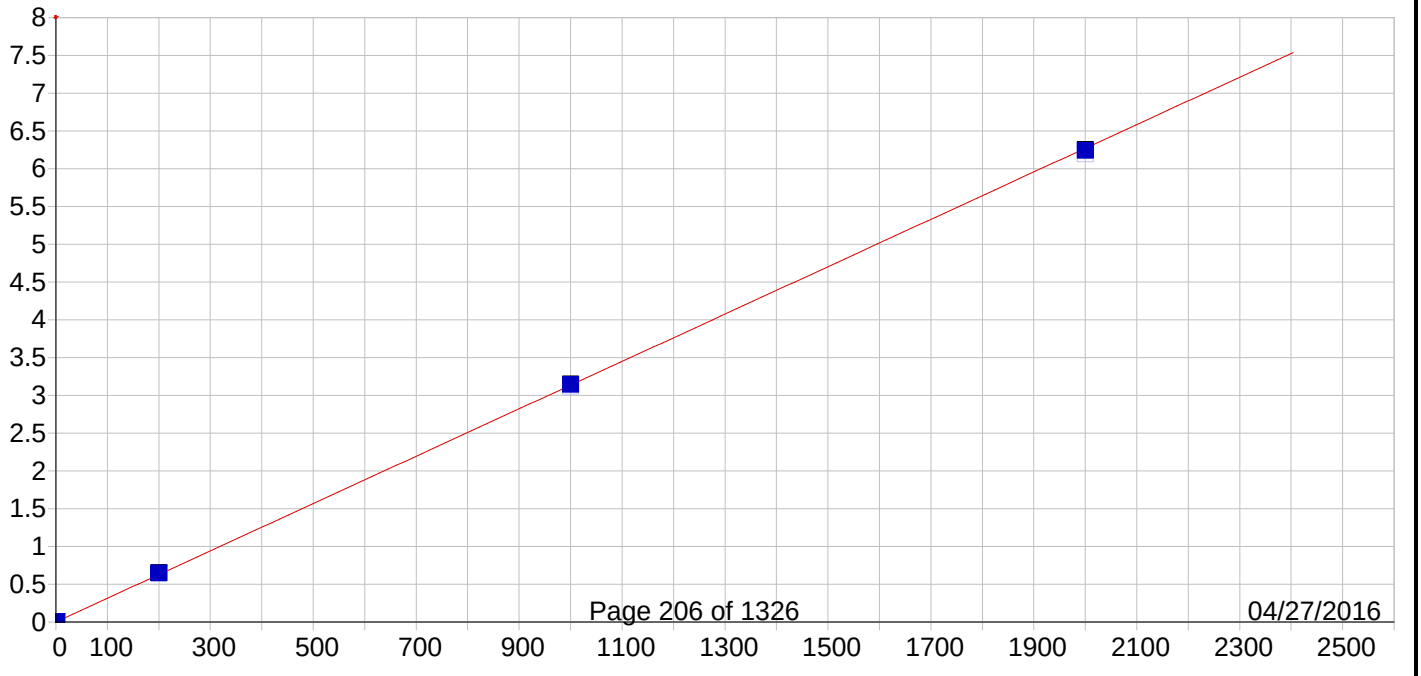

Predicted MDL:	0.120071
Predicted MQL:	0.400237

Std. Name	Stated Conc.	Found Conc.	Difference	% Diff.	(S)IR	Std Dev	Emphasis
ICIS Cal Blk	.00000	.00003	.000	.000	.00041	.000	1
CAL2	2.0000	1.9098	-.090	-4.51	.00636	.000	1
CAL3	200.00	206.65	6.65	3.33	.64369	.002	1
CAL4	1000.0	1002.3	2.34	.234	3.1198	.004	1
CAL5	2000.0	1991.1	-8.91	-.445	6.1966	.010	1

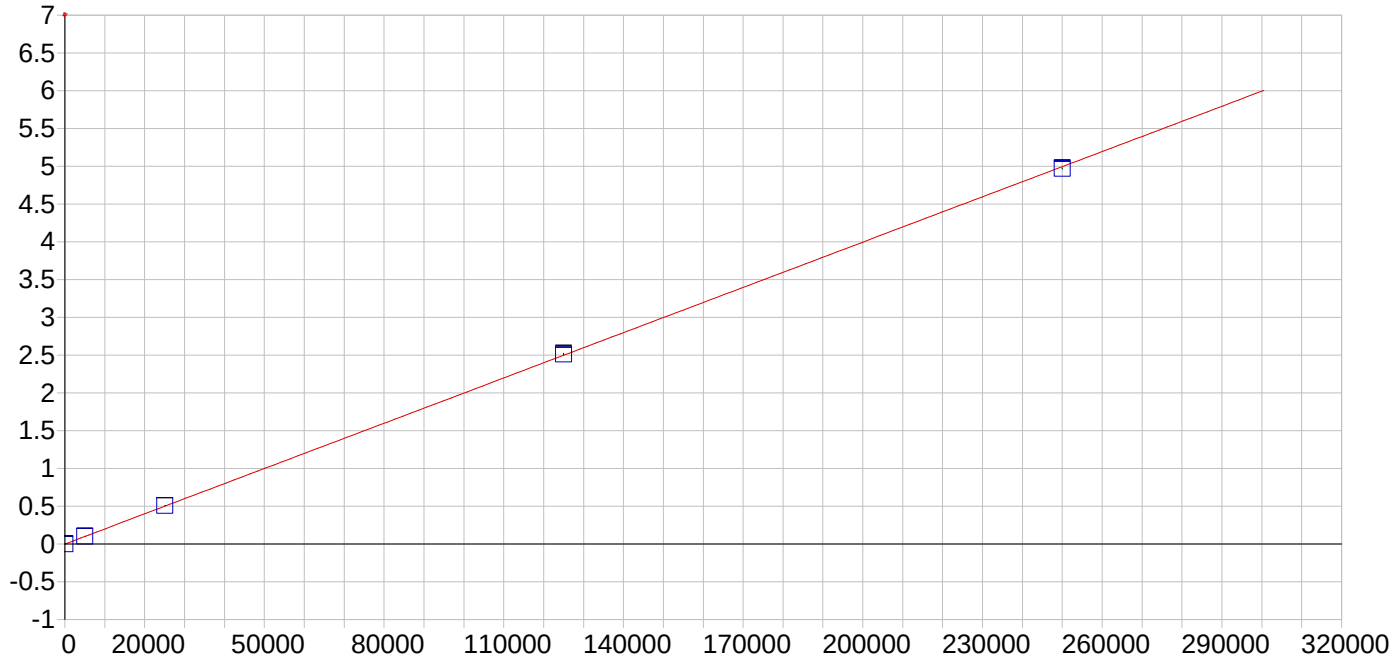

Ca 318.128 {106}

Date of Fit:	4/13/2016 9:54:15	Type of Fit:	Linear	Weighting:	1/Conc

A0 (Offset):	-0.000235	Re-Slope:	1.000000
A1 (Gain):	0.000020	Y-int:	0.000000
A2 (Curvature):	0.000000		
n (Exponent):	1.000000		
Correlation:	0.999975	Status:	OK.
Std Error of Est:	0.000260		
Predicted MDL:	6.171368		
Predicted MQL:	20.571226		

Std. Name	Stated Conc.	Found Conc.	Difference	% Diff.	(S)IR	Std Dev	Emphasis
ICIS Cal Blk	.00000	-.17463	-.175	.000	-.00024	.000	1
CAL2	5000.0	5080.8	80.8	1.62	.10129	.000	1
CAL3	25000.	25447.	447.	1.79	.50827	.000	1
CAL4	125000.	125750.	749.	.599	2.5126	.011	1
CAL5	250000.	248720.	-1280.	-.511	4.9700	.009	1

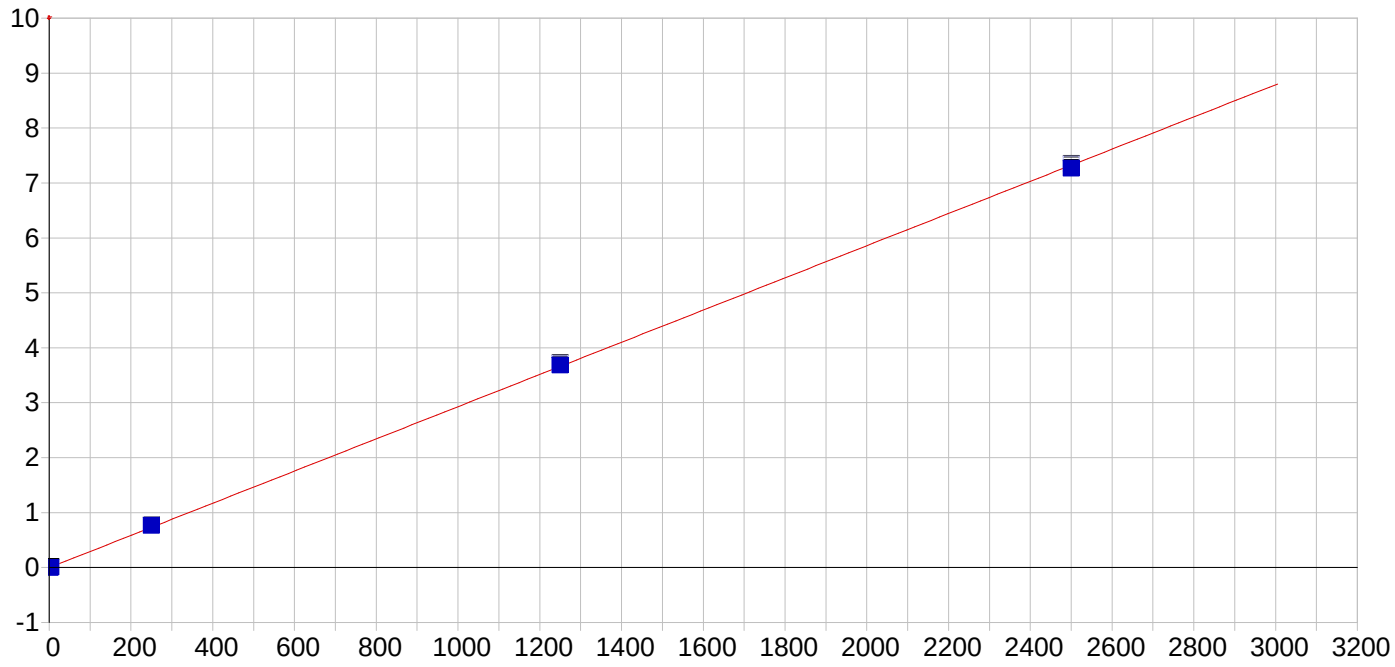

Cd 226.502 {449}

Date of Fit:	4/13/2016 9:54:15	Type of Fit:	Linear	Weighting:	1/Conc

A0 (Offset):	-0.001370	Re-Slope:	1.000000
A1 (Gain):	0.002930	Y-int:	0.000000
A2 (Curvature):	0.000000		
n (Exponent):	1.000000		
Correlation:	0.999899	Status:	OK.
Std Error of Est:	0.000217		
Predicted MDL:	0.125874		
Predicted MQL:	0.419581		

Std. Name	Stated Conc.	Found Conc.	Difference	% Diff.	(S)IR	Std Dev	Emphasis
ICIS Cal Blk	.00000	-.00031	-.000	.000	-.00137	.000	1
CAL2	4.0000	4.1190	.119	2.98	.01076	.000	1
CAL3	250.00	262.51	12.5	5.01	.77572	.002	1
CAL4	1250.0	1257.1	7.05	.564	3.7215	.004	1
CAL5	2500.0	2480.3	-19.7	-.787	7.3453	.012	1

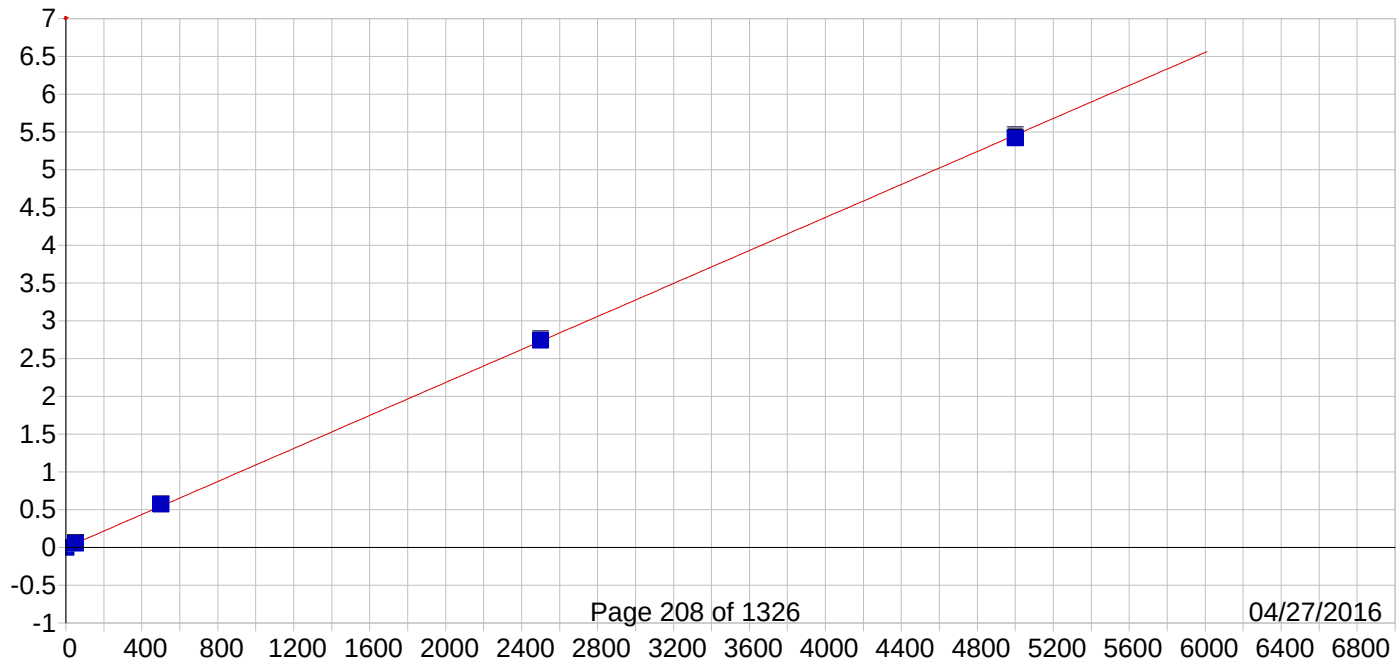

Predicted MDL:	0.285660
Predicted MQL:	0.952201

Std. Name	Stated Conc.	Found Conc.	Difference	% Diff.	(S)IR	Std Dev	Emphasis
ICIS Cal Blk	.00000	-.00494	-.005	.000	-.00047	.000	1
CAL2	50.000	52.744	2.74	5.49	.05715	.000	1
CAL3	500.00	523.48	23.5	4.70	.57493	.001	1
CAL4	2500.0	2511.1	11.1	.445	2.7605	.003	1
CAL5	5000.0	4962.7	-37.3	-.747	5.4563	.008	1

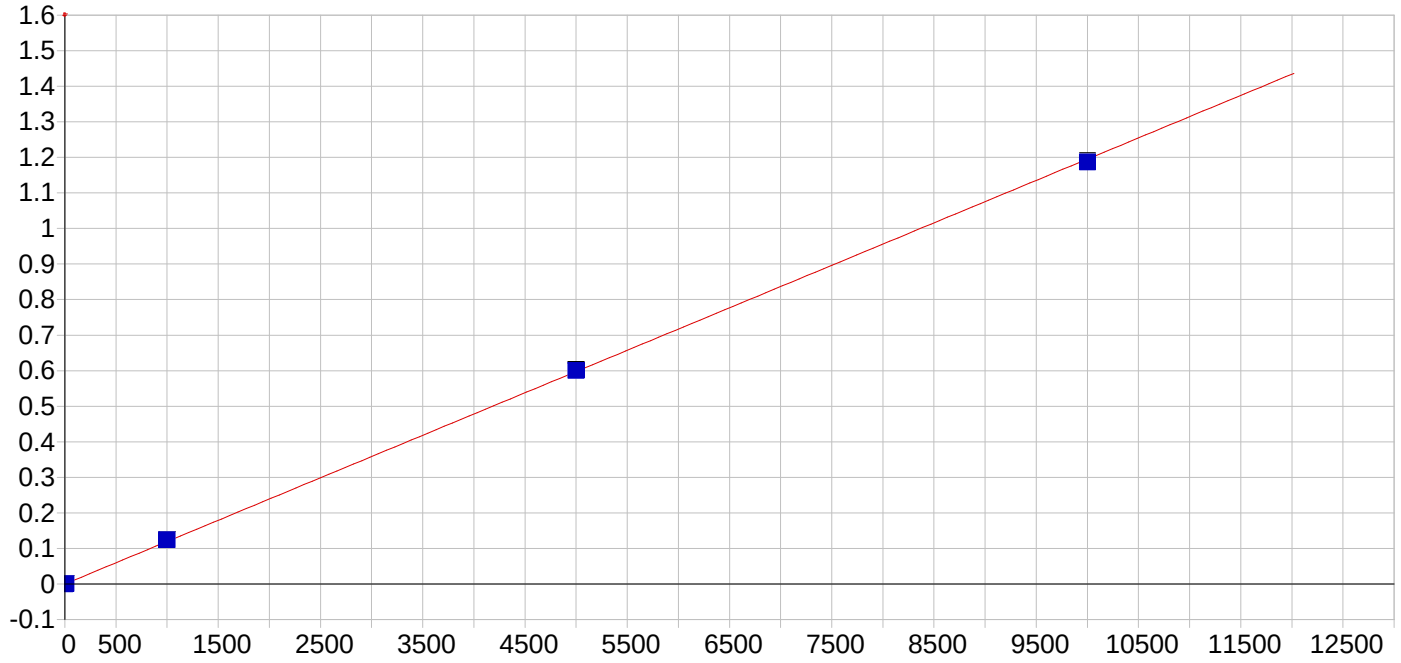

Cr 267.716 {126}

Date of Fit:	4/13/2016 9:54:15	Type of Fit:	Linear	Weighting:	1/Conc

A0 (Offset):	0.000023	Re-Slope:	1.000000
A1 (Gain):	0.000120	Y-int:	0.000000
A2 (Curvature):	0.000000		
n (Exponent):	1.000000		
Correlation:	0.999929	Status:	OK.
Std Error of Est:	0.000023		
Predicted MDL:	0.607717		
Predicted MQL:	2.025724		

Std. Name	Stated Conc.	Found Conc.	Difference	% Diff.	(S)IR	Std Dev	Emphasis
ICIS Cal Blk	.00000	-.00029	-.000	.000	.00002	.000	1
CAL2	10.000	9.8911	-.109	-1.09	.00121	.000	1
CAL3	1000.0	1041.3	41.3	4.13	.12448	.000	1
CAL4	5000.0	5025.0	25.0	.501	.60061	.002	1
CAL5	10000.	9933.7	-66.3	-.663	1.1873	.002	1

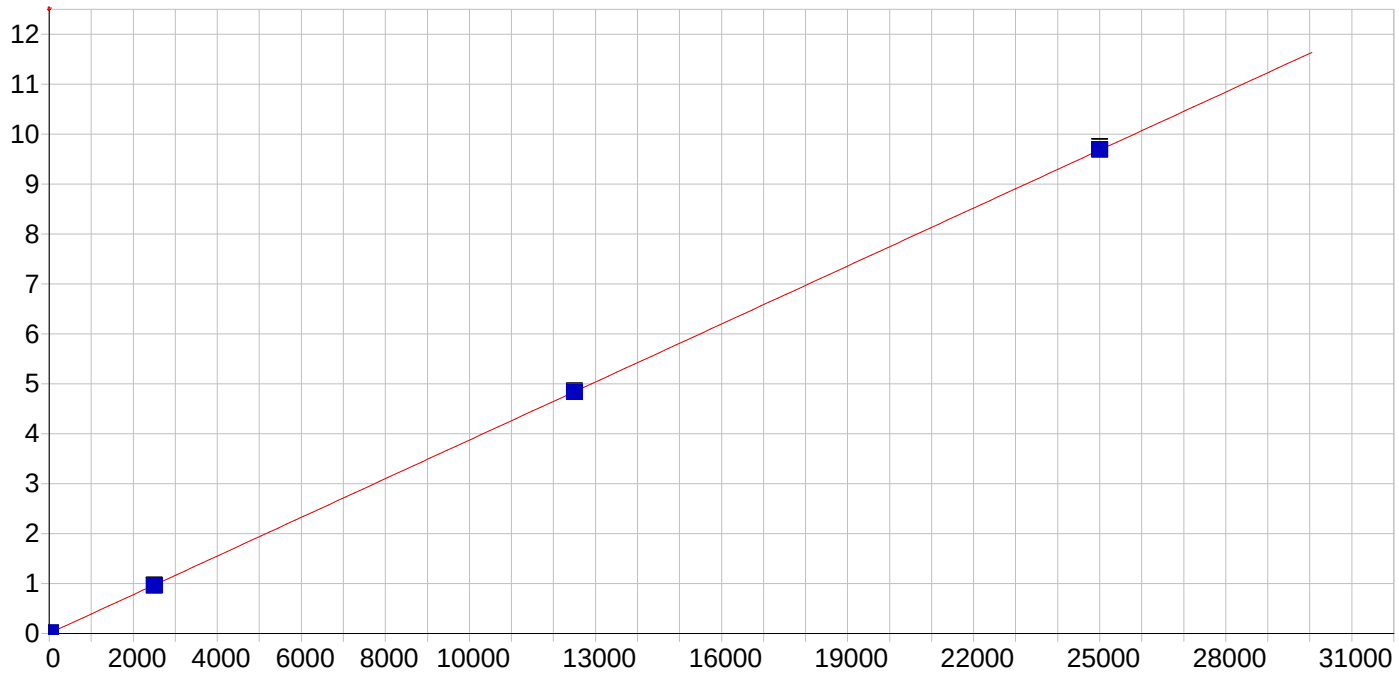

Cu 324.754 {104}

Date of Fit:	4/13/2016 9:54:15	Type of Fit:	Linear	Weighting:	1/Conc

A0 (Offset):	0.003391	Re-Slope:	1.000000
A1 (Gain):	0.000387	Y-int:	0.000000
A2 (Curvature):	0.000000		
n (Exponent):	1.000000		
Correlation:	0.999998	Status:	OK.
Std Error of Est:	0.000034		
Predicted MDL:	0.312359		
Predicted MQL:	1.041197		

Std. Name	Stated Conc.	Found Conc.	Difference	% Diff.	(S)IR	Std Dev	Emphasis
ICIS Cal Blk	.00000	.00045	.000	.000	.00339	.000	1
CAL2	25.000	24.728	-.272	-1.09	.01295	.000	1
CAL3	2500.0	2479.8	-20.2	-.808	.96289	.002	1
CAL4	12500.	12500.	.262	.002	4.8401	.010	1
CAL5	25000.	25020.	20.2	.081	9.6844	.060	1

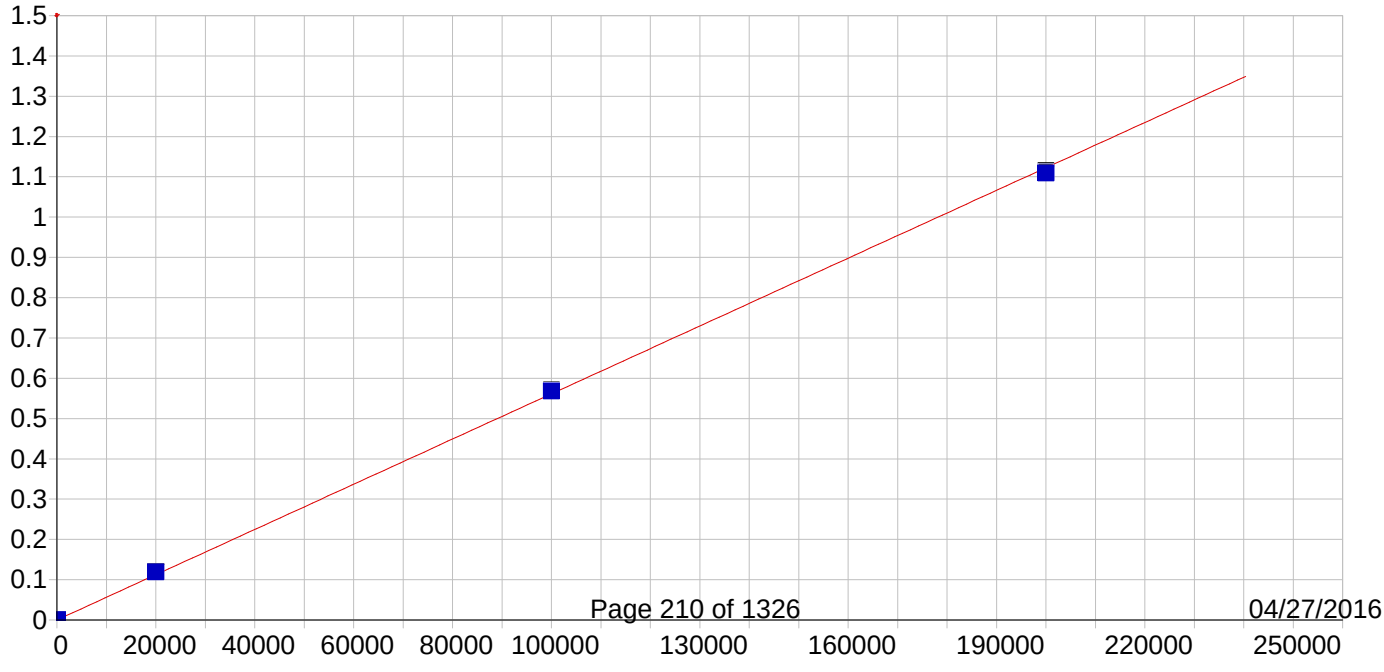

Predicted MDL: 13.224464
Predicted MQL: 44.081546

Std. Name	Stated Conc.	Found Conc.	Difference	% Diff.	(S)IR	Std Dev	Emphasis
ICIS Cal Blk	.00000	-.00976	-.010	.000	.00014	.000	1
CAL2	150.00	150.98	.976	.651	.00101	.000	1
CAL3	20000.	21168.	1170.	5.84	.11920	.000	1
CAL4	100000.	101190.	1190.	1.19	.56936	.001	1
CAL5	200000.	197640.	-2360.	-1.18	1.1119	.002	1

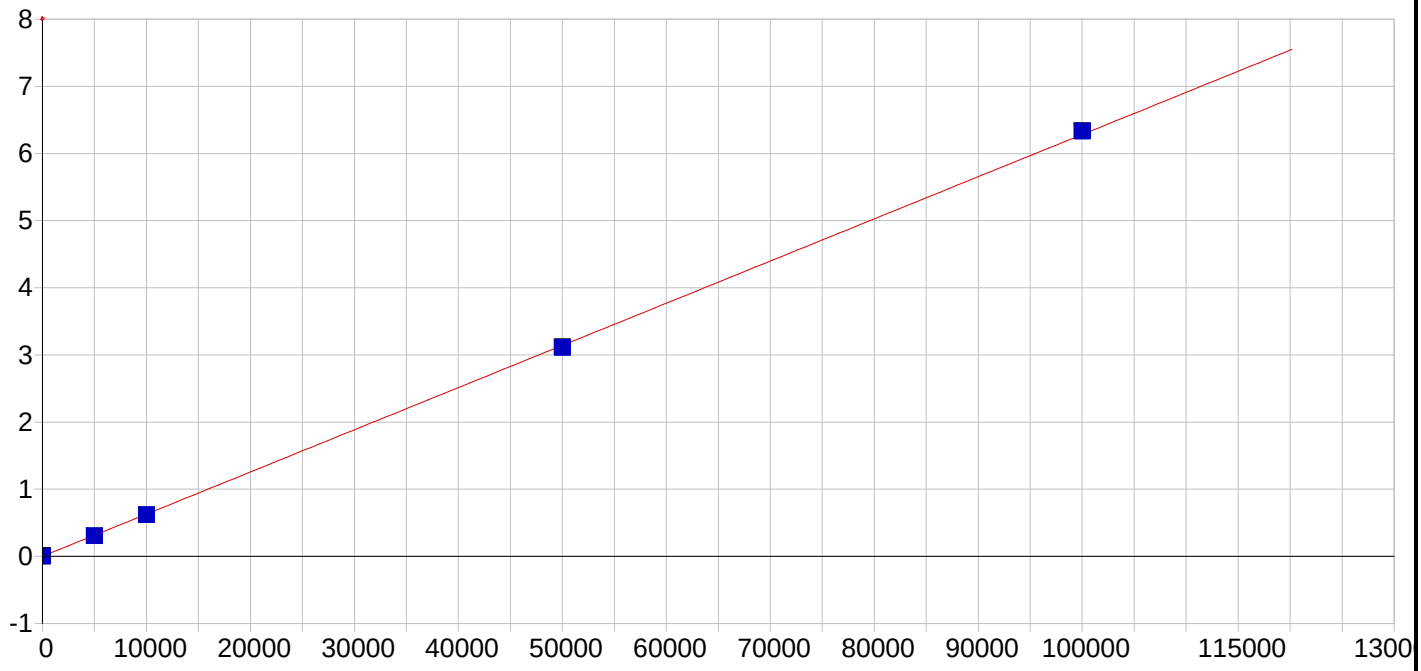

K 766.490 { 44}

Date of Fit: 4/13/2016 9:54:15 Type of Fit: Linear Weighting: 1/Conc

A0 (Offset): 0.001164 Re-Slope: 1.000000
A1 (Gain): 0.000063 Y-int: 0.000000
A2 (Curvature): 0.000000
n (Exponent): 1.000000
Correlation: 0.999950 Status: OK.
Std Error of Est: 0.000738
Predicted MDL: 33.400842
Predicted MQL: 111.336140

Std. Name	Stated Conc.	Found Conc.	Difference	% Diff.	(S)IR	Std Dev	Emphasis
ICIS Cal Blk	.00000	.21577	.216	.000	.00118	.003	1
CAL2	5000.0	4865.3	-135.	-2.69	.30677	.001	1
CAL3	10000.	9860.5	-140.	-1.40	.62078	.000	1
CAL4	50000.	49499.	-501.	-1.00	3.1116	.005	1
CAL5	100000.	100770.	775.	.775	6.3336	.007	1

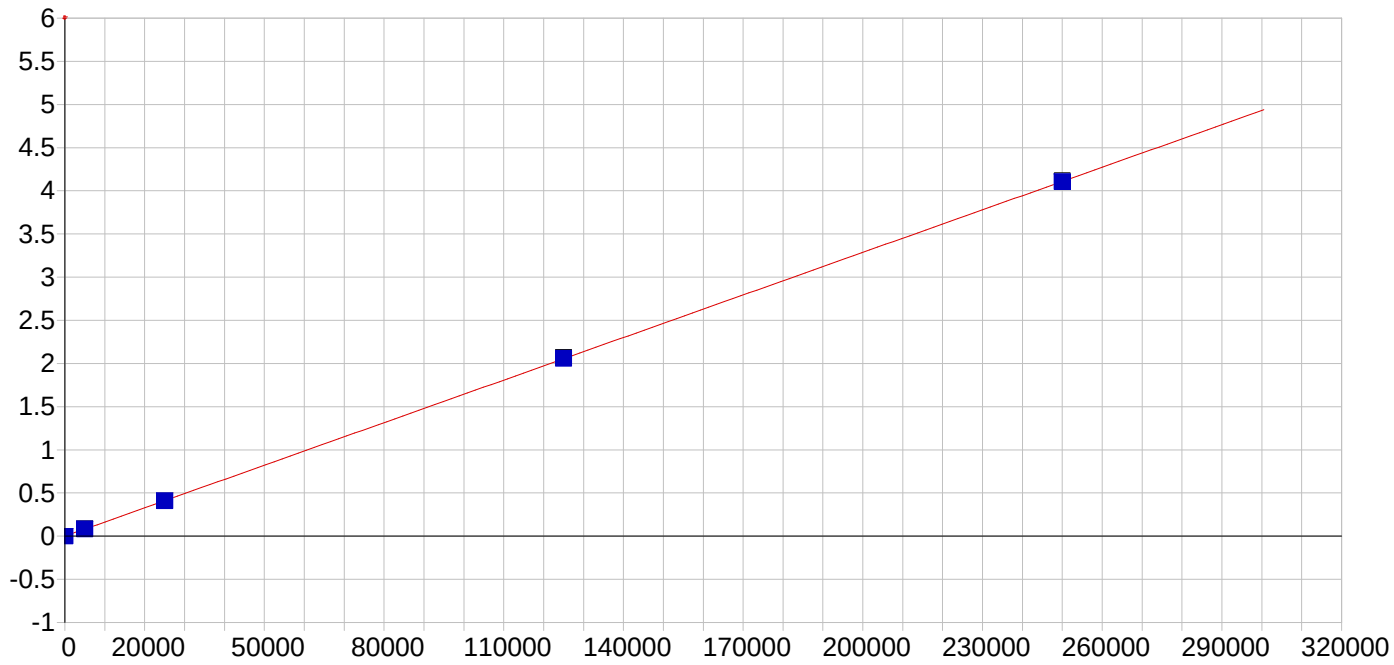

Mg 279.079 {121}

Date of Fit:	4/13/2016 9:54:15	Type of Fit:	Linear	Weighting:	1/Conc

A0 (Offset):	-0.000031	Re-Slope:	1.000000
A1 (Gain):	0.000016	Y-int:	0.000000
A2 (Curvature):	0.000000		
n (Exponent):	1.000000		
Correlation:	0.999998	Status:	OK.
Std Error of Est:	0.000065		
Predicted MDL:	5.279915		
Predicted MQL:	17.599718		

Std. Name	Stated Conc.	Found Conc.	Difference	% Diff.	(S)IR	Std Dev	Emphasis
ICIS Cal Blk	.00000	.07264	.073	.000	-.00003	.000	1
CAL2	5000.0	4937.9	-62.1	-1.24	.08112	.000	1
CAL3	25000.	24902.	-97.6	-.390	.40896	.000	1
CAL4	125000.	125290.	289.	.231	2.0577	.006	1
CAL5	250000.	249870.	-129.	-.052	4.1038	.006	1

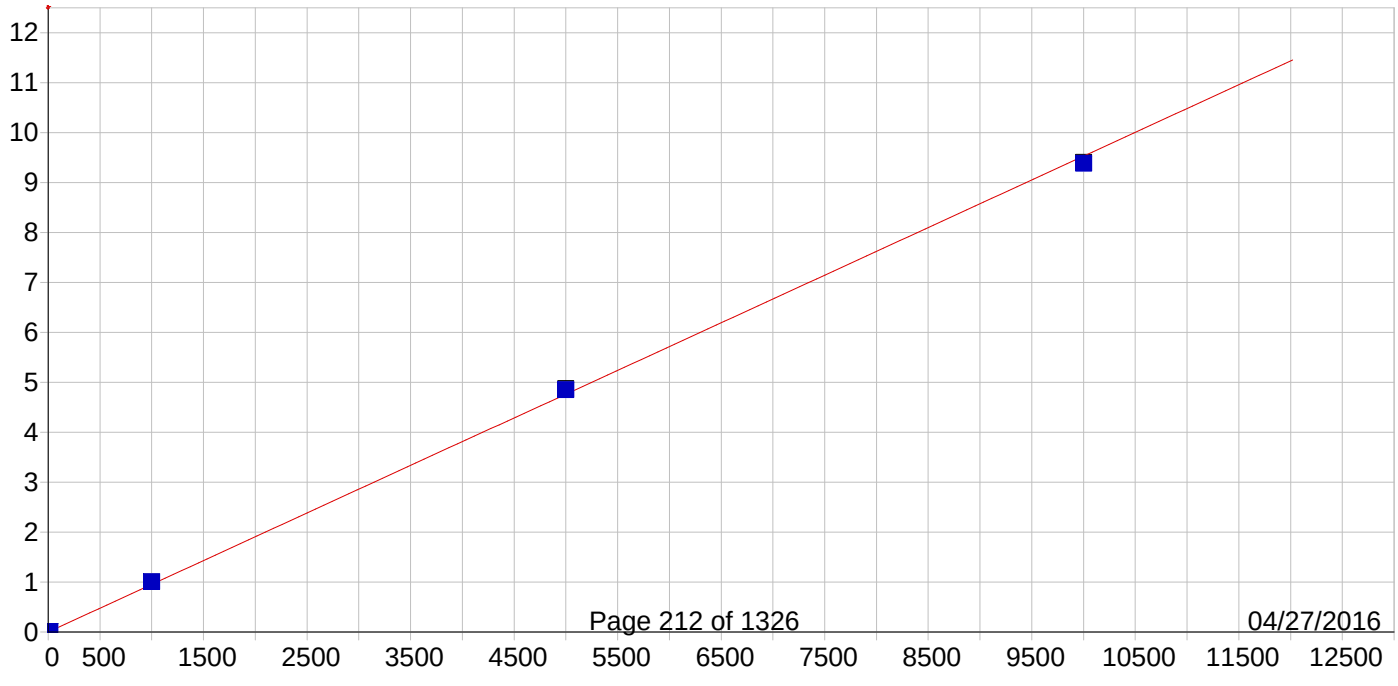

Predicted MDL:	0.077538
Predicted MQL:	0.258459

Std. Name	Stated Conc.	Found Conc.	Difference	% Diff.	(S)IR	Std Dev	Emphasis
ICIS Cal Blk	.00000	-.00199	-.002	.000	.00022	.000	1
CAL2	15.000	16.096	1.10	7.30	.01556	.000	1
CAL3	1000.0	1056.7	56.7	5.67	1.0067	.001	1
CAL4	5000.0	5090.4	90.4	1.81	4.8487	.017	1
CAL5	10000.	9851.8	-148.	-1.48	9.3837	.015	1

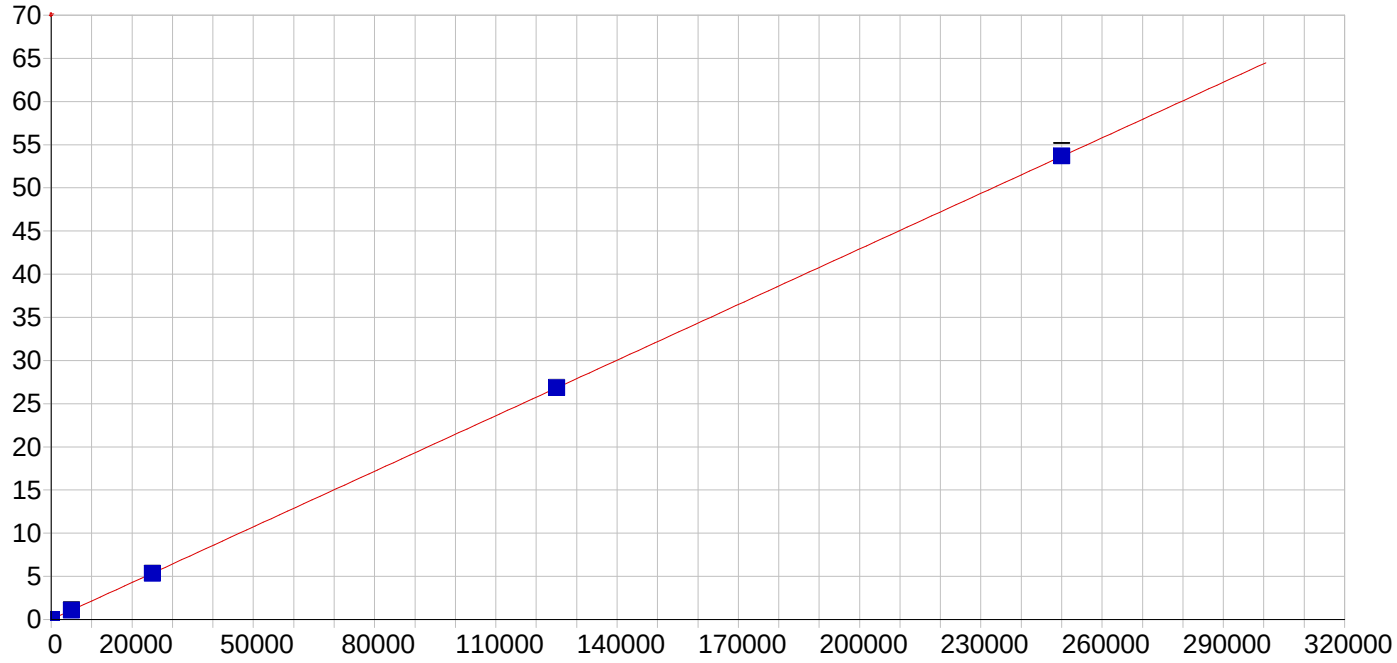

Na 589.592 { 57}

Date of Fit:	4/13/2016 9:54:15	Type of Fit:	Linear	Weighting:	1/Conc

A0 (Offset):	0.001329	Re-Slope:	1.000000
A1 (Gain):	0.000215	Y-int:	0.000000
A2 (Curvature):	0.000000		
n (Exponent):	1.000000		
Correlation:	0.999998	Status:	OK.
Std Error of Est:	0.000875		
Predicted MDL:	8.352750		
Predicted MQL:	27.842500		

Std. Name	Stated Conc.	Found Conc.	Difference	% Diff.	(S)IR	Std Dev	Emphasis
ICIS Cal Blk	.00000	.08508	.085	.000	.00135	.001	1
CAL2	5000.0	4944.6	-55.4	-1.11	1.0624	.001	1
CAL3	25000.	24826.	-174.	-.698	5.3305	.022	1
CAL4	125000.	125030.	29.8	.024	26.841	.038	1
CAL5	250000.	250200.	200.	.080	53.710	.582	1

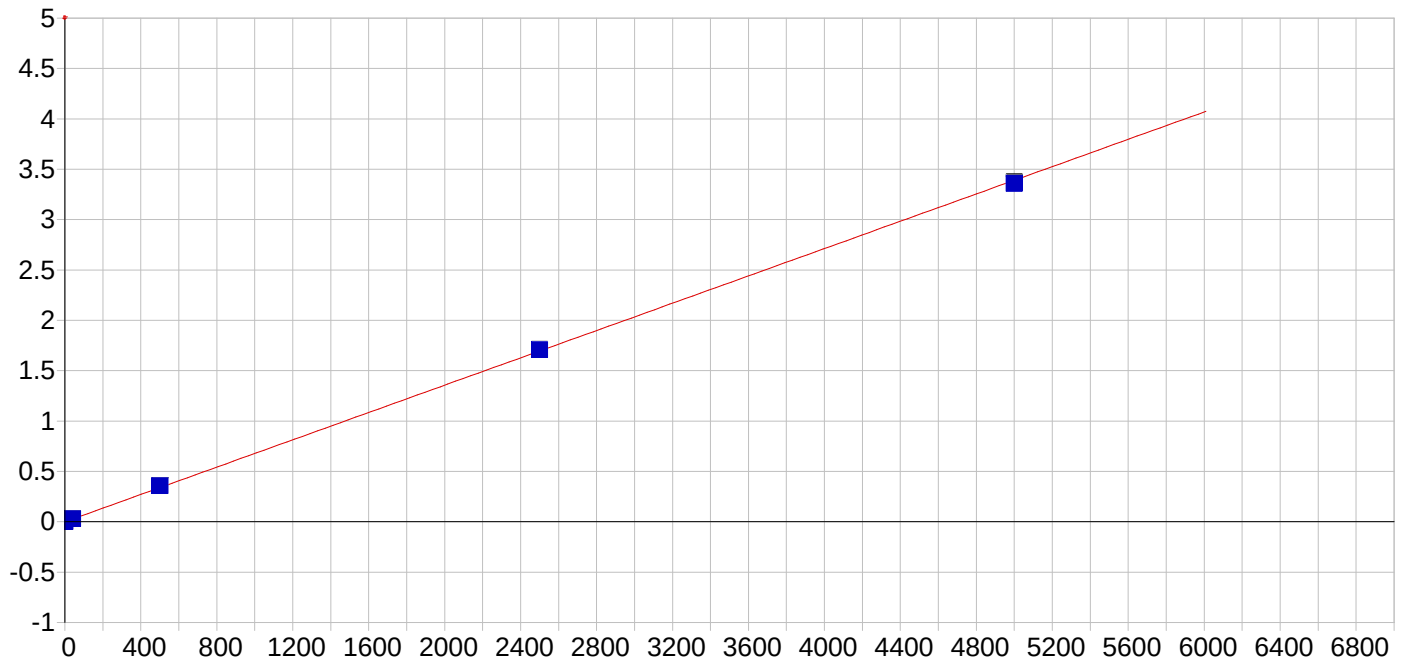

Ni 231.604 {446}

Date of Fit:	4/13/2016 9:54:15	Type of Fit:	Linear	Weighting:	1/Conc

A0 (Offset):	-0.000208	Re-Slope:	1.000000
A1 (Gain):	0.000678	Y-int:	0.000000
A2 (Curvature):	0.000000		
n (Exponent):	1.000000		
Correlation:	0.999864	Status:	OK.
Std Error of Est:	0.000259		
Predicted MDL:	0.527883		
Predicted MQL:	1.759610		

Std. Name	Stated Conc.	Found Conc.	Difference	% Diff.	(S)IR	Std Dev	Emphasis
ICIS Cal Blk	.00000	-.00468	-.005	.000	-.00021	.000	1
CAL2	40.000	42.630	2.63	6.57	.02870	.001	1
CAL3	500.00	526.67	26.7	5.33	.35737	.001	1
CAL4	2500.0	2518.7	18.7	.747	1.7099	.002	1
CAL5	5000.0	4952.0	-48.0	-.959	3.3622	.009	1

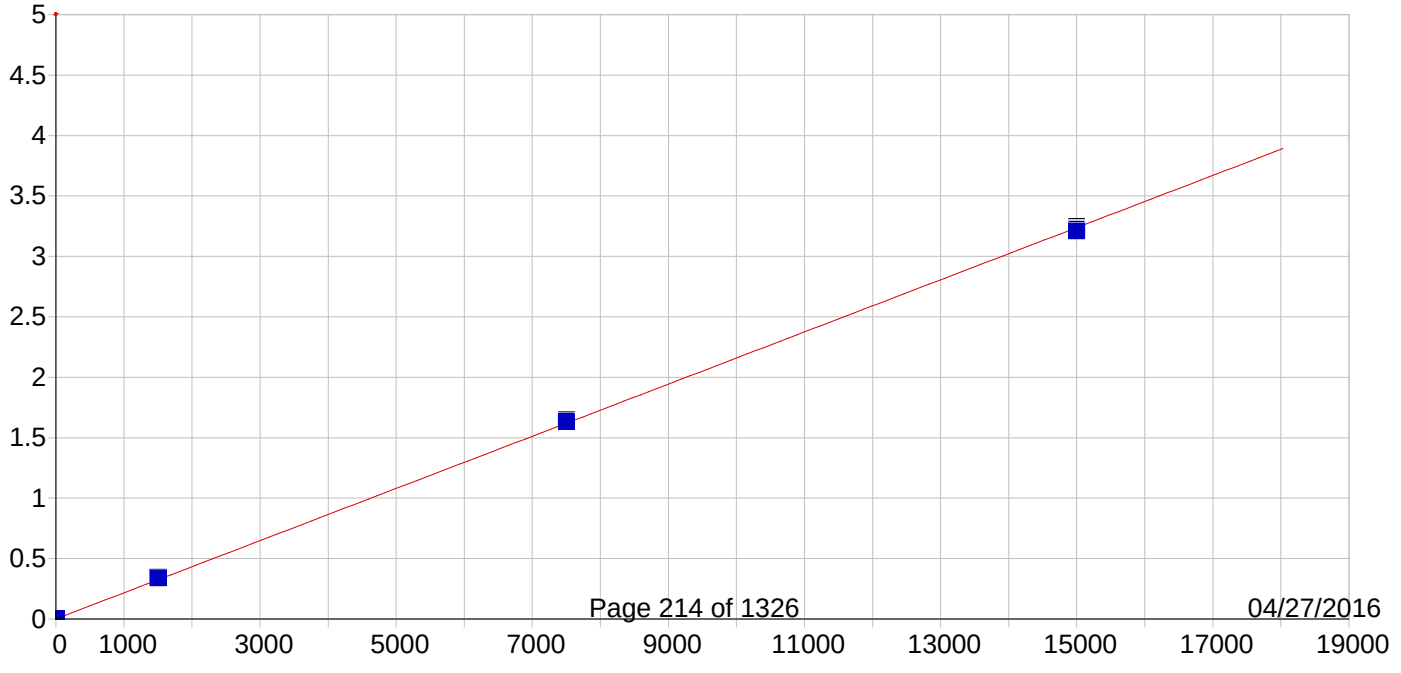

Predicted MDL:	1.886013
Predicted MQL:	6.286711

Std. Name	Stated Conc.	Found Conc.	Difference	% Diff.	(S)IR	Std Dev	Emphasis
ICIS Cal Blk	.00000	-.00160	-.002	.000	.00104	.000	1
CAL2	10.000	11.698	1.70	17.0	.00358	.001	1
CAL3	1500.0	1570.6	70.6	4.71	.34238	.001	1
CAL4	7500.0	7555.0	55.0	.733	1.6434	.003	1
CAL5	15000.	14872.	-128.	-.852	3.2345	.012	1
CAL1	5.0000	5.5232	.523	10.5	.00223	.000	1

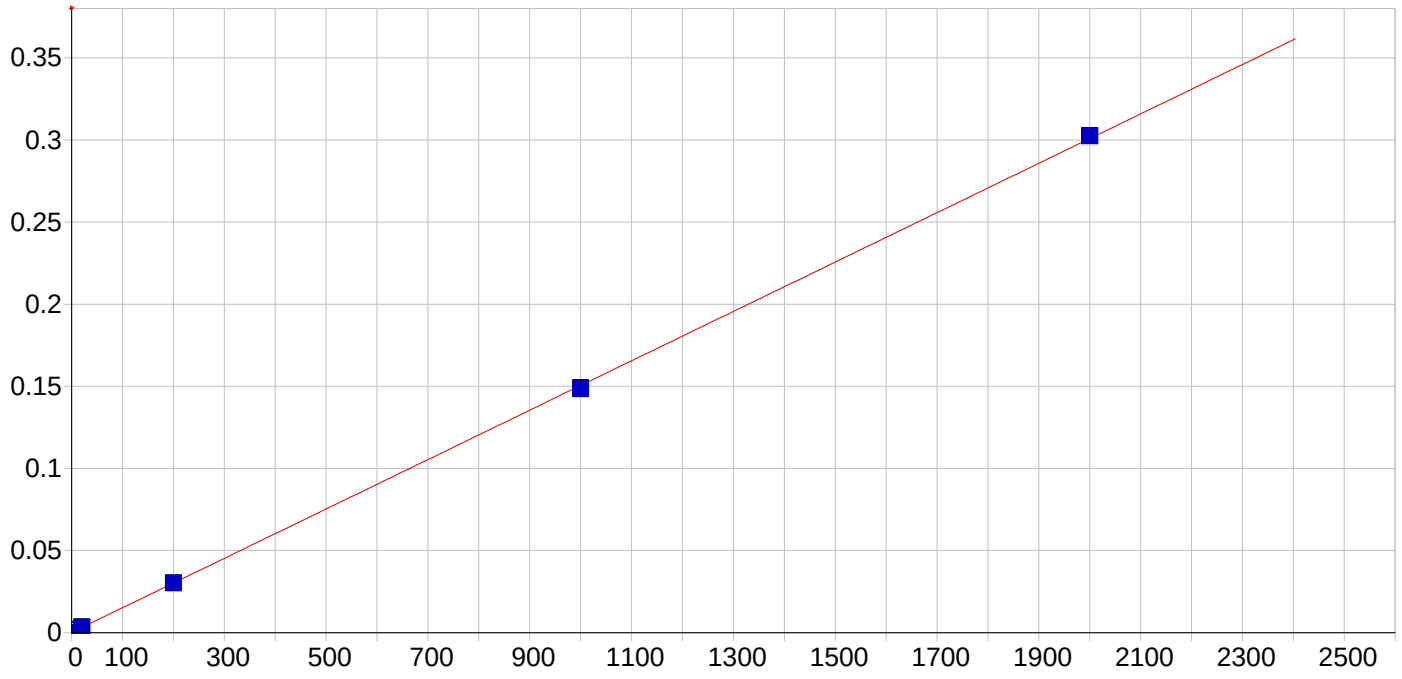

Sb 206.833 {463}

Date of Fit:	4/13/2016 9:54:15	Type of Fit:	Linear	Weighting:	1/Conc

A0 (Offset):	0.000167	Re-Slope:	1.000000
A1 (Gain):	0.000150	Y-int:	0.000000
A2 (Curvature):	0.000000		
n (Exponent):	1.000000		
Correlation:	0.999953	Status:	OK.
Std Error of Est:	0.000010		
Predicted MDL:	1.727899		
Predicted MQL:	5.759665		

Std. Name	Stated Conc.	Found Conc.	Difference	% Diff.	(S)IR	Std Dev	Emphasis
ICIS Cal Blk	.00000	-.00078	-.001	.000	.00017	.000	1
CAL2	20.000	21.108	1.11	5.54	.00326	.000	1
CAL3	200.00	200.10	.102	.051	.03016	.000	1
CAL4	1000.0	987.17	-12.8	-1.28	.14814	.001	1
CAL5	2000.0	2011.3	11.3	.567	.30167	.000	1
CAL1	10.000	10.297	.297	2.97	.00172	.000	1

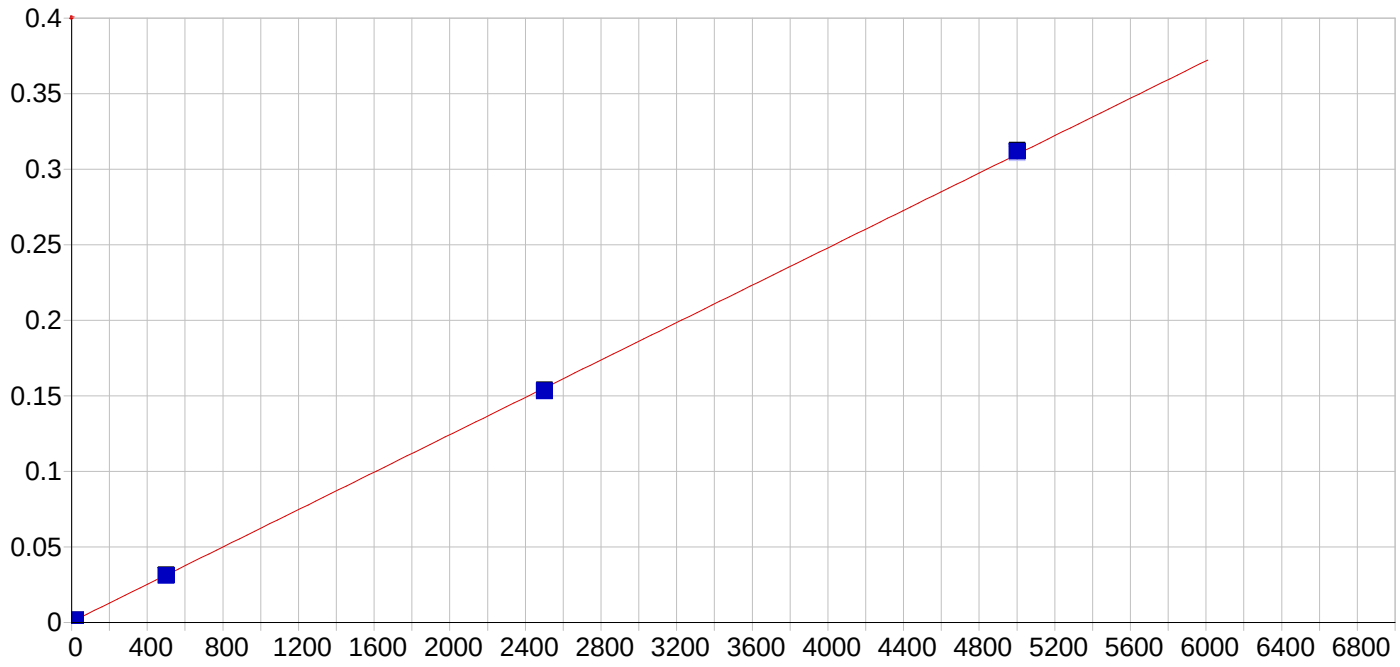

Se 196.090 {472}

Date of Fit:	4/13/2016 9:54:15	Type of Fit:	Linear	Weighting:	1/Conc

A0 (Offset):	0.000497	Re-Slope:	1.000000
A1 (Gain):	0.000062	Y-int:	0.000000
A2 (Curvature):	0.000000		
n (Exponent):	1.000000		
Correlation:	0.999960	Status:	OK.
Std Error of Est:	0.000004		
Predicted MDL:	3.313990		
Predicted MQL:	11.046633		

Std. Name	Stated Conc.	Found Conc.	Difference	% Diff.	(S)IR	Std Dev	Emphasis
ICIS Cal Blk	.00000	-.00035	-.000	.000	.00050	.000	1
CAL2	20.000	20.132	.132	.660	.00174	.000	1
CAL3	500.00	495.24	-4.76	-.952	.03102	.000	1
CAL4	2500.0	2471.0	-29.0	-1.16	.15280	.000	1
CAL5	5000.0	5033.2	33.2	.664	.31073	.001	1
CAL1	5.0000	5.3907	.391	7.81	.00083	.000	1

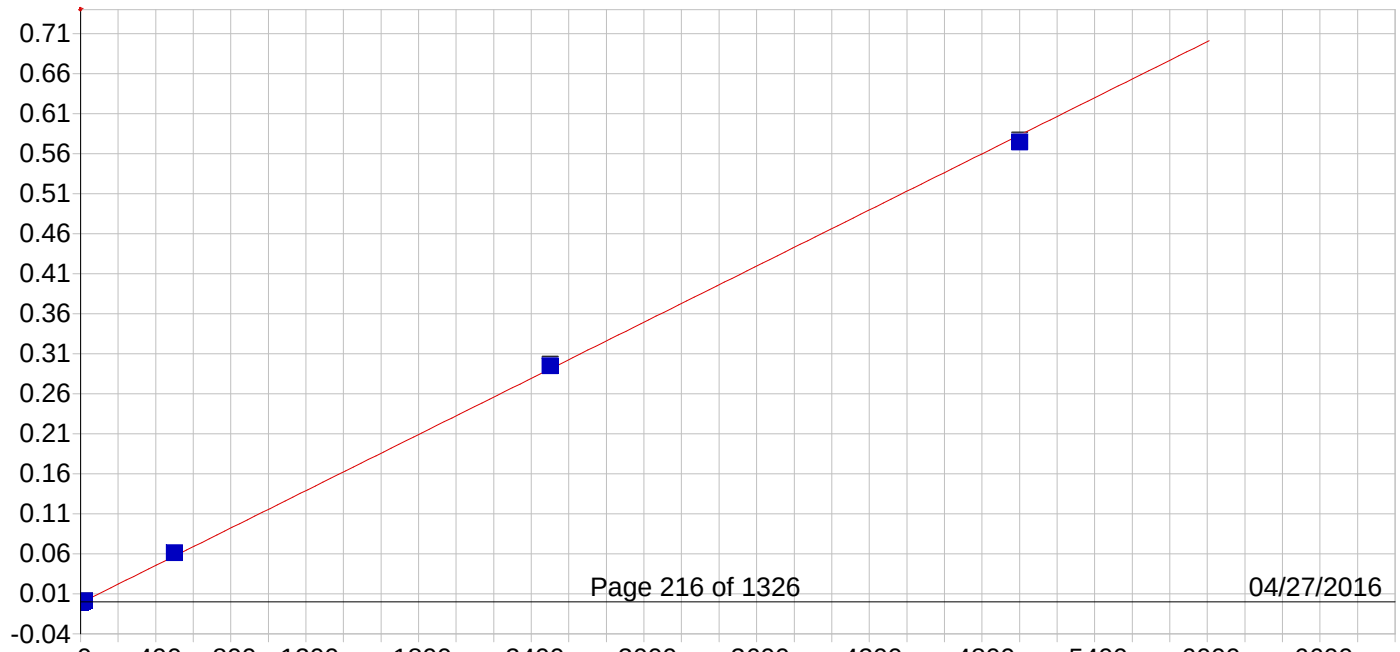

Std Error of Est:	0.000030
Predicted MDL:	2.088722
Predicted MQL:	6.962408

Std. Name	Stated Conc.	Found Conc.	Difference	% Diff.	(S)IR	Std Dev	Emphasis
ICIS Cal Blk	.00000	-.00282	-.003	.000	-.00127	.000	1
CAL2	20.000	22.155	2.15	10.8	.00134	.000	1
CAL3	500.00	536.06	36.1	7.21	.06151	.000	1
CAL4	2500.0	2534.4	34.4	1.38	.29556	.001	1
CAL5	5000.0	4926.4	-73.6	-1.47	.57574	.001	1
CAL1	10.000	11.032	1.03	10.3	.00002	.000	1

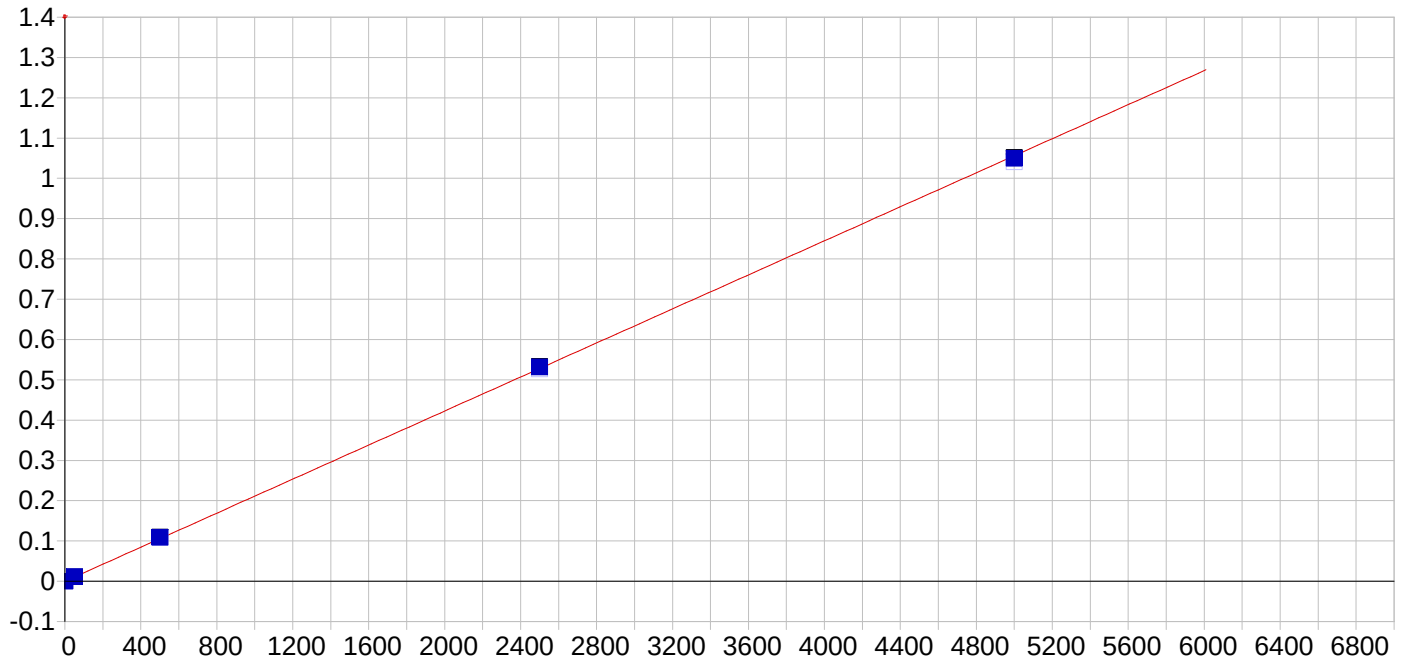

V 292.402 {115}

Date of Fit:	4/13/2016 9:54:15	Type of Fit:	Linear	Weighting:	1/Conc

A0 (Offset):	0.000017	Re-Slope:	1.000000
A1 (Gain):	0.000211	Y-int:	0.000000
A2 (Curvature):	0.000000		
n (Exponent):	1.000000		
Correlation:	0.999950	Status:	OK.
Std Error of Est:	0.000054		
Predicted MDL:	0.454914		
Predicted MQL:	1.516381		

Std. Name	Stated Conc.	Found Conc.	Difference	% Diff.	(S)IR	Std Dev	Emphasis
ICIS Cal Blk	.00000	-.00298	-.003	.000	.00002	.000	1
CAL2	50.000	51.504	1.50	3.01	.01086	.000	1
CAL3	500.00	514.75	14.7	2.95	.10790	.000	1
CAL4	2500.0	2516.0	16.0	.641	.52724	.001	1
CAL5	5000.0	4967.7	-32.3	-.646	1.0409	.001	1

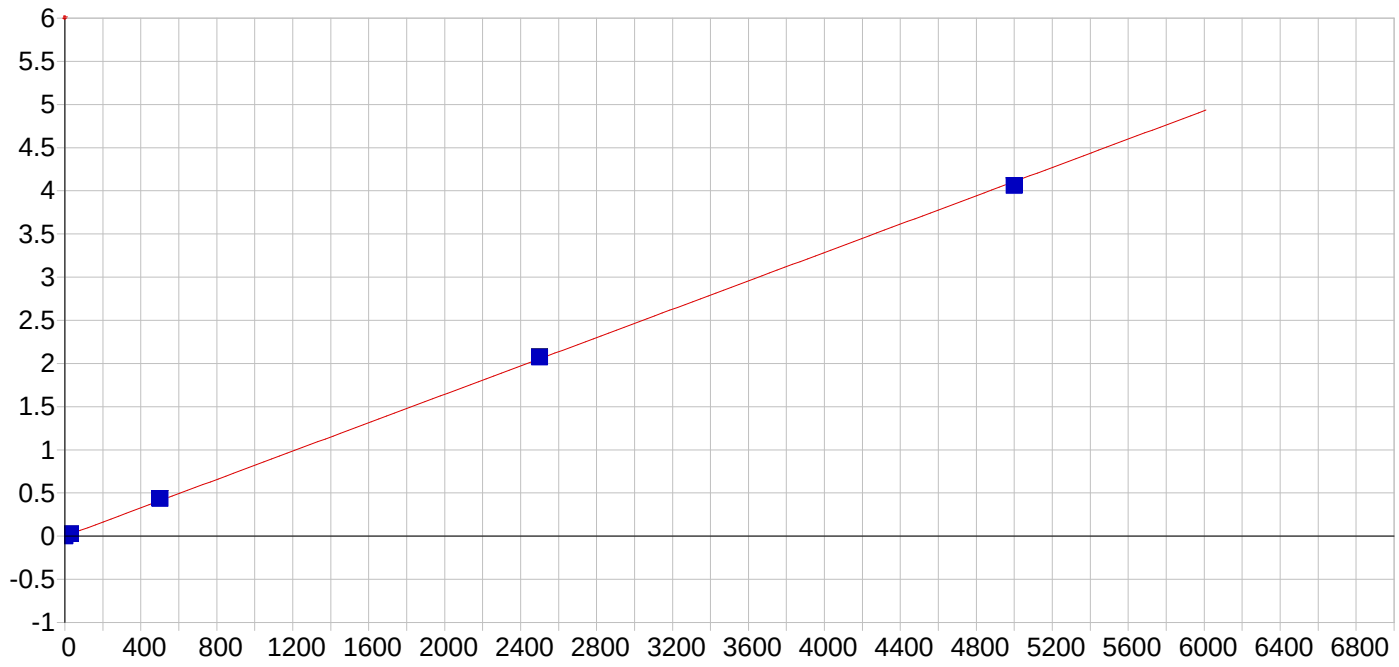

Zn 206.200 {463}

Date of Fit:	4/13/2016 9:54:15	Type of Fit:	Linear	Weighting:	1/Conc

A0 (Offset):	-0.000170	Re-Slope:	1.000000
A1 (Gain):	0.000821	Y-int:	0.000000
A2 (Curvature):	0.000000		
n (Exponent):	1.000000		
Correlation:	0.999824	Status:	OK.
Std Error of Est:	0.000308		
Predicted MDL:	0.258630		
Predicted MQL:	0.862101		

Std. Name	Stated Conc.	Found Conc.	Difference	% Diff.	(S)IR	Std Dev	Emphasis
ICIS Cal Blk	.00000	-.00369	-.004	.000	-.00017	.000	1
CAL2	30.000	31.936	1.94	6.45	.02606	.000	1
CAL3	500.00	529.97	30.0	5.99	.43479	.002	1
CAL4	2500.0	2525.1	25.1	1.00	2.0722	.009	1
CAL5	5000.0	4943.0	-57.0	-1.14	4.0565	.002	1

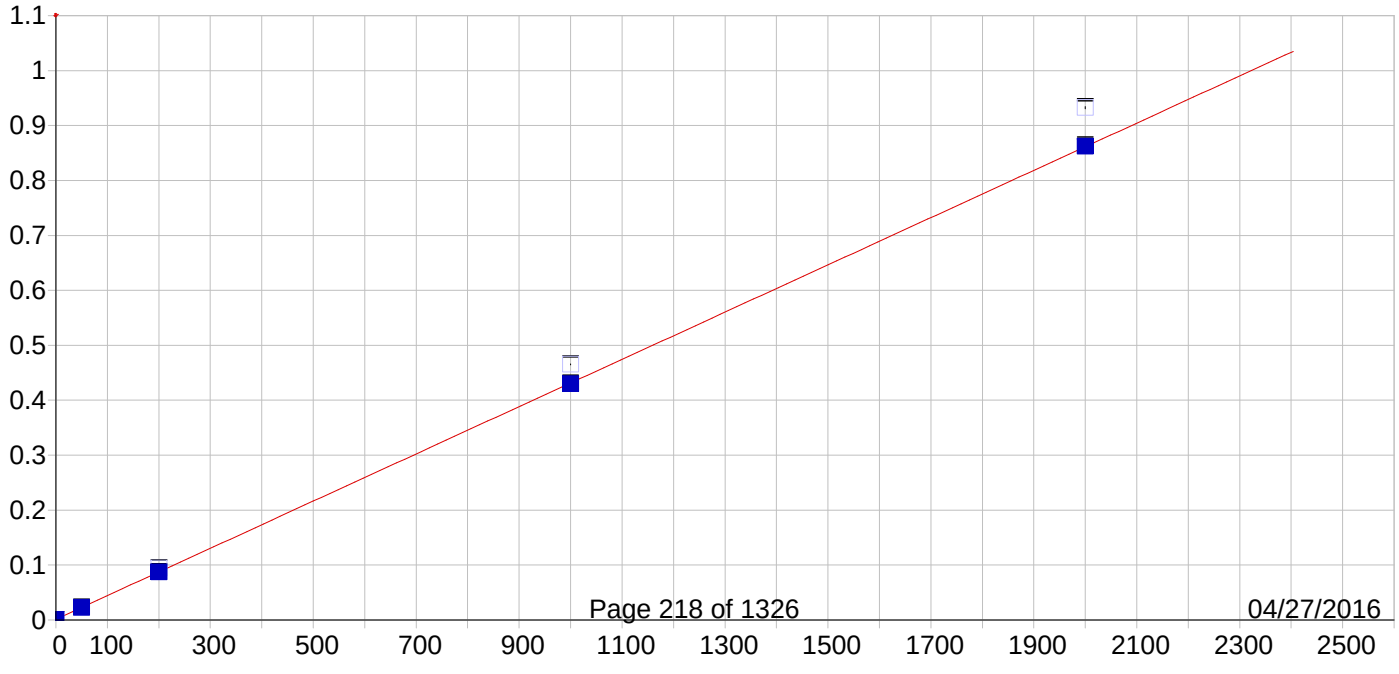

Predicted MDL:	0.568683
Predicted MQL:	1.895612

Std. Name	Stated Conc.	Found Conc.	Difference	% Diff.	(S)IR	Std Dev	Emphasis
ICIS Cal Blk	.00000	.00019	.000	.000	.00140	.000	1
CAL2	50.000	49.833	-.167	-.334	.02311	.000	1
CAL3	200.00	200.17	.170	.085	.09449	.000	1
CAL4	1000.0	997.28	-2.72	-.272	.46530	.001	1
CAL5	2000.0	2002.7	2.71	.135	.93270	.002	1

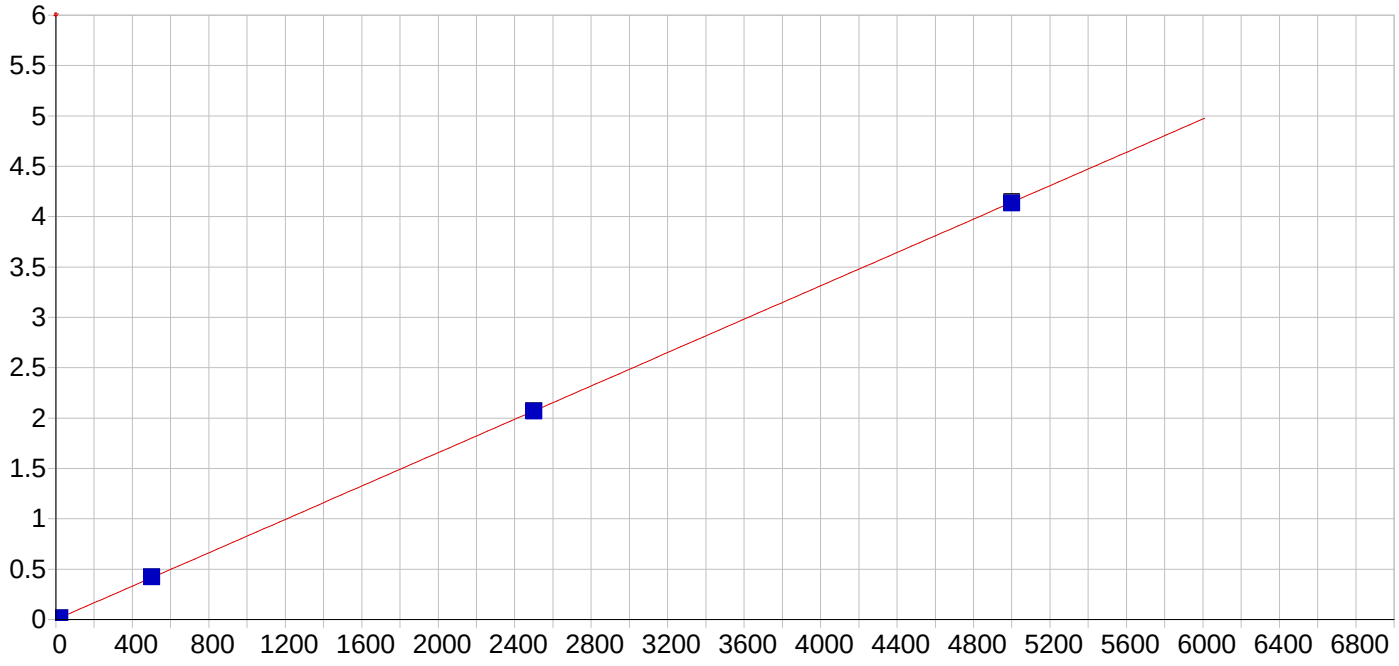

Mo 202.030 {467}

Date of Fit:	4/13/2016 9:54:15	Type of Fit:	Linear	Weighting:	1/Conc

A0 (Offset):	0.000250	Re-Slope:	1.000000
A1 (Gain):	0.000828	Y-int:	0.000000
A2 (Curvature):	0.000000		
n (Exponent):	1.000000		
Correlation:	0.999988	Status:	OK.
Std Error of Est:	0.000067		
Predicted MDL:	0.263223		
Predicted MQL:	0.877411		

Std. Name	Stated Conc.	Found Conc.	Difference	% Diff.	(S)IR	Std Dev	Emphasis
ICIS Cal Blk	.00000	.00008	.000	.000	.00025	.000	1
CAL2	20.000	19.582	-.418	-2.09	.01647	.000	1
CAL3	500.00	509.35	9.35	1.87	.42198	.002	1
CAL4	2500.0	2499.0	-1.03	-.041	2.0694	.003	1
CAL5	5000.0	4992.1	-7.90	-.158	4.1336	.009	1

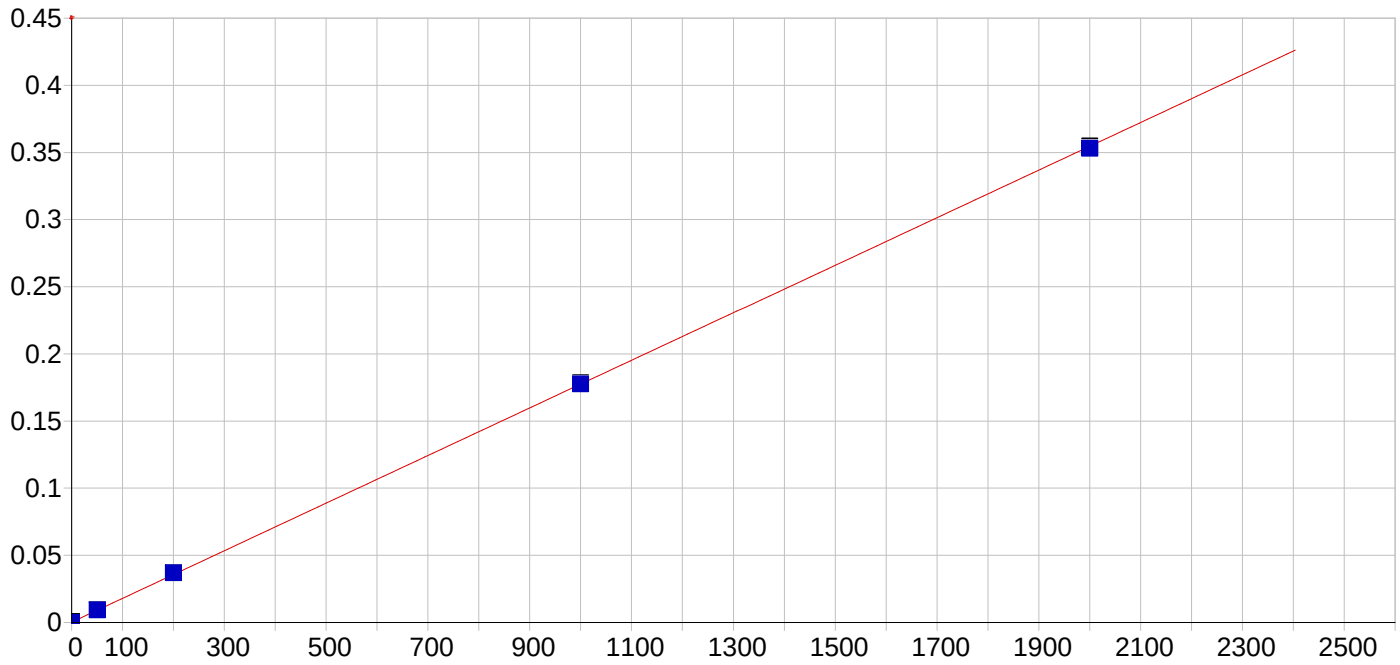

Sn 189.989 {477}

Date of Fit:	4/13/2016 9:54:15	Type of Fit:	Linear	Weighting:	1/Conc

A0 (Offset):	0.000333	Re-Slope:	1.000000
A1 (Gain):	0.000177	Y-int:	0.000000
A2 (Curvature):	0.000000		
n (Exponent):	1.000000		
Correlation:	0.999956	Status:	OK.
Std Error of Est:	0.000027		
Predicted MDL:	0.914242		
Predicted MQL:	3.047472		

Std. Name	Stated Conc.	Found Conc.	Difference	% Diff.	(S)IR	Std Dev	Emphasis
ICIS Cal Blk	.00000	-.00243	-.002	.000	.00033	.000	1
CAL2	50.000	50.905	.905	1.81	.00935	.000	1
CAL3	200.00	206.75	6.75	3.37	.03700	.000	1
CAL4	1000.0	1001.2	1.22	.122	.17792	.000	1
CAL5	2000.0	1991.1	-8.87	-.443	.35350	.001	1

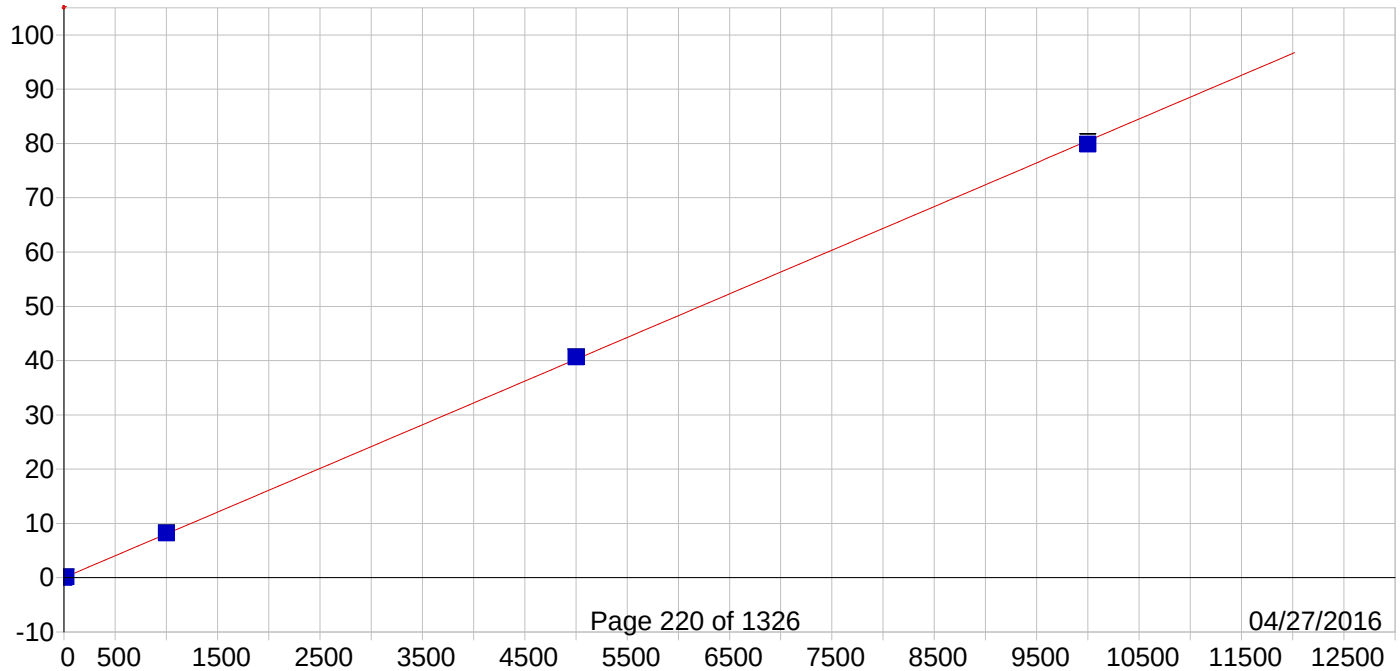

Predicted MDL:	0.100173
Predicted MQL:	0.333911

Std. Name	Stated Conc.	Found Conc.	Difference	% Diff.	(S)IR	Std Dev	Emphasis
ICIS Cal Blk	.00000	-.00132	-.001	.000	-.00283	.001	1
CAL2	20.000	20.797	.797	3.98	.16477	.000	1
CAL3	1000.0	1023.4	23.4	2.34	8.2368	.028	1
CAL4	5000.0	5052.2	52.2	1.04	40.675	.035	1
CAL5	10000.	9923.7	-76.3	-.763	79.899	.445	1

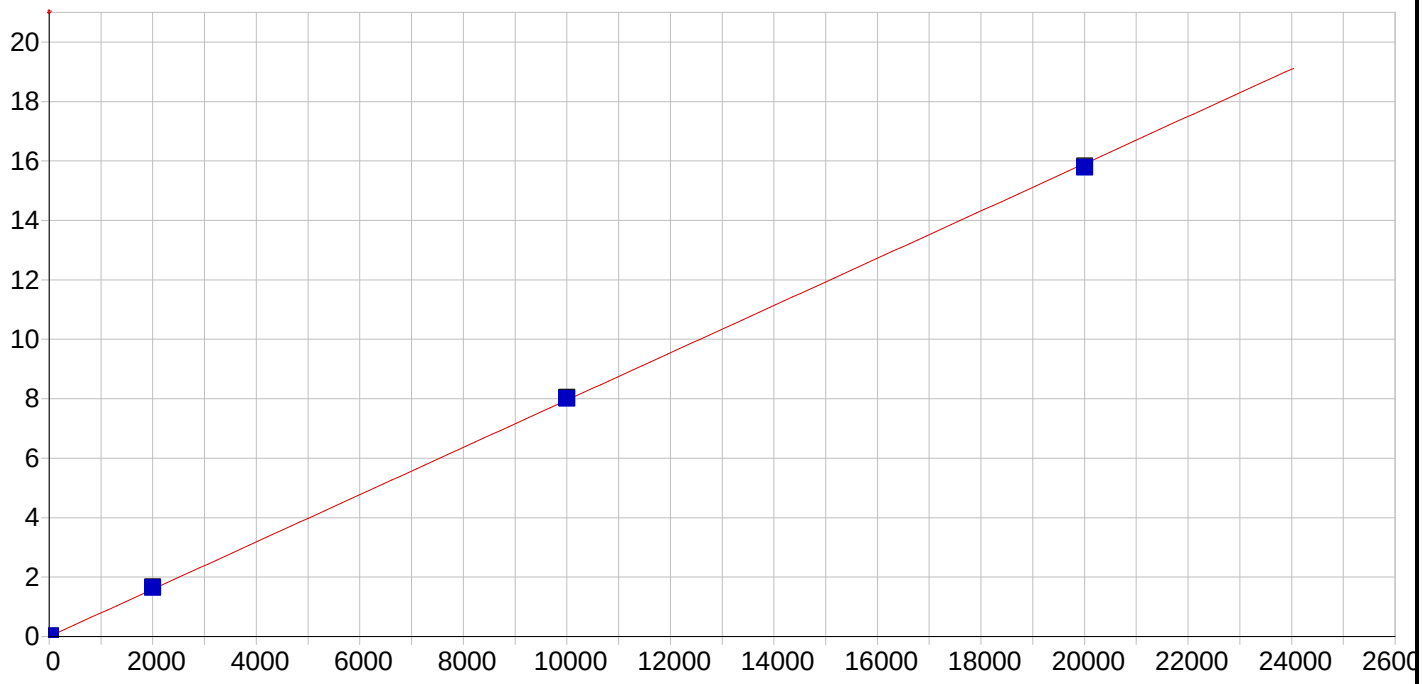

Ti 334.941 {101}

Date of Fit:	4/13/2016 9:54:15	Type of Fit:	Linear	Weighting:	1/Conc

A0 (Offset):	0.000523	Re-Slope:	1.000000
A1 (Gain):	0.000795	Y-int:	0.000000
A2 (Curvature):	0.000000		
n (Exponent):	1.000000		
Correlation:	0.999925	Status:	OK.
Std Error of Est:	0.000318		
Predicted MDL:	0.196241		
Predicted MQL:	0.654136		

Std. Name	Stated Conc.	Found Conc.	Difference	% Diff.	(S)IR	Std Dev	Emphasis
ICIS Cal Blk	.00000	-.00159	-.002	.000	.00052	.000	1
CAL2	20.000	20.824	.824	4.12	.01709	.000	1
CAL3	2000.0	2076.6	76.6	3.83	1.6523	.003	1
CAL4	10000.	10078.	77.9	.779	8.0168	.028	1
CAL5	20000.	19845.	-155.	-.777	15.786	.034	1

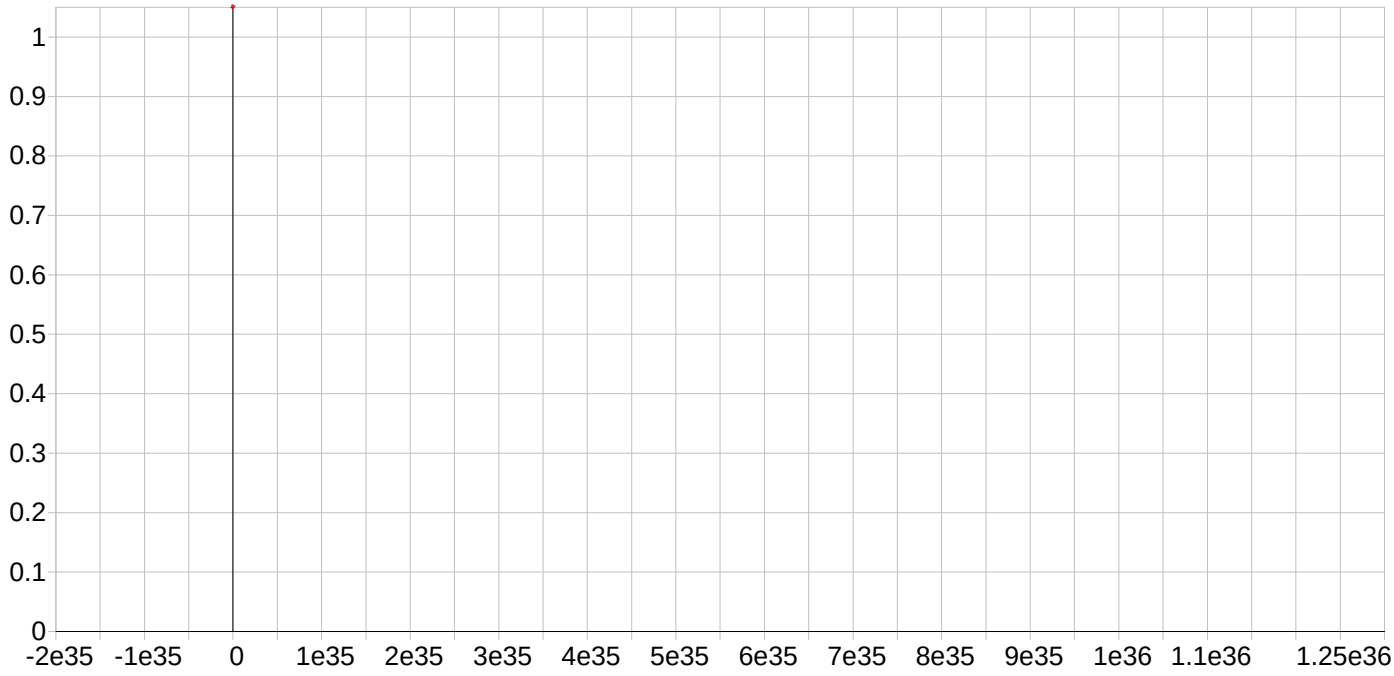

Y 224.306 {450}*

Date of Fit:	4/13/2016 9:54:15	Type of Fit:	Linear	Weighting:	1/Conc
A0 (Offset):	0.000000	Re-Slope:	1.000000		
A1 (Gain):	0.000000	Y-int:	0.000000		
A2 (Curvature):	0.000000				
n (Exponent):	1.000000				
Correlation:	0.000000	Status:	Warning	Zero Gain	
Std Error of Est:	183.492520				
Predicted MDL:	n/a				
Predicted MQL:	n/a				

Std. Name	Stated Conc.	Found Conc.	Difference	% Diff.	(S)IR	Std Dev	Emphasis

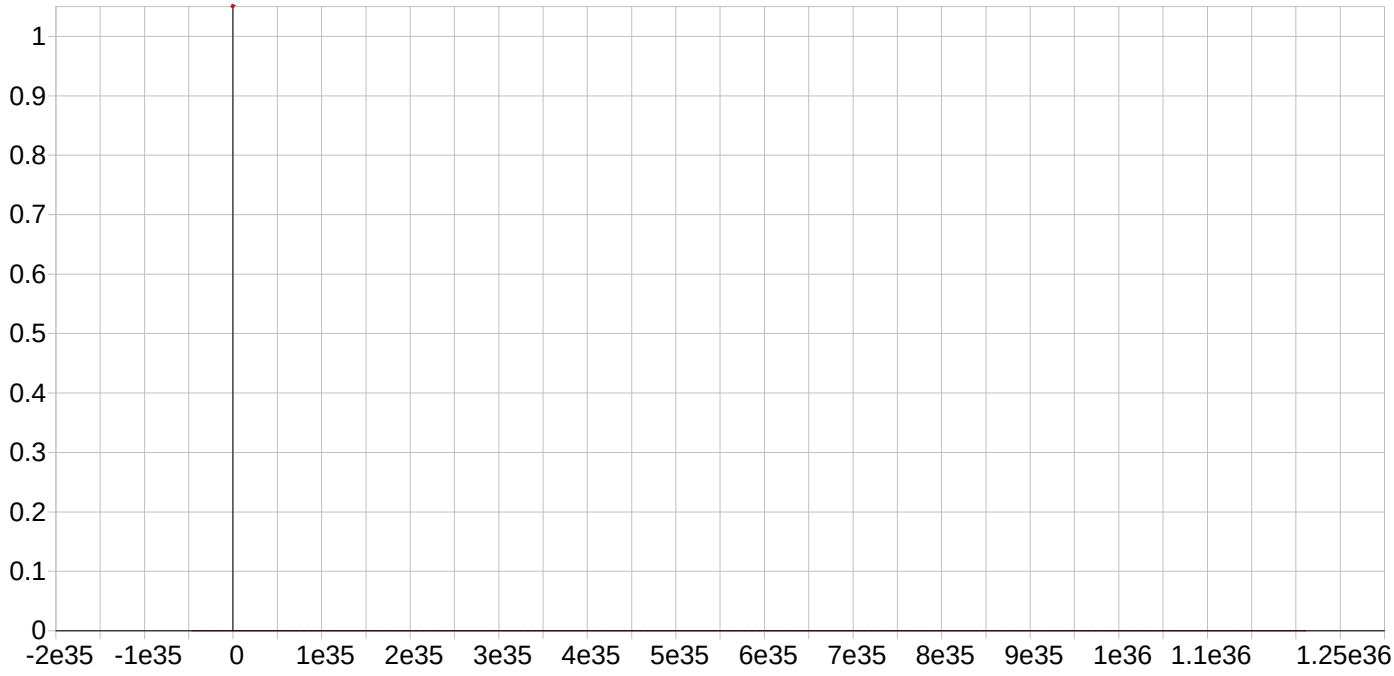

Y 360.073 { 94}*

Date of Fit:	4/13/2016 9:54:15	Type of Fit:	Linear	Weighting:	1/Conc
A0 (Offset):	0.000000	Re-Slope:	1.000000		
A1 (Gain):	0.000000	Y-int:	0.000000		

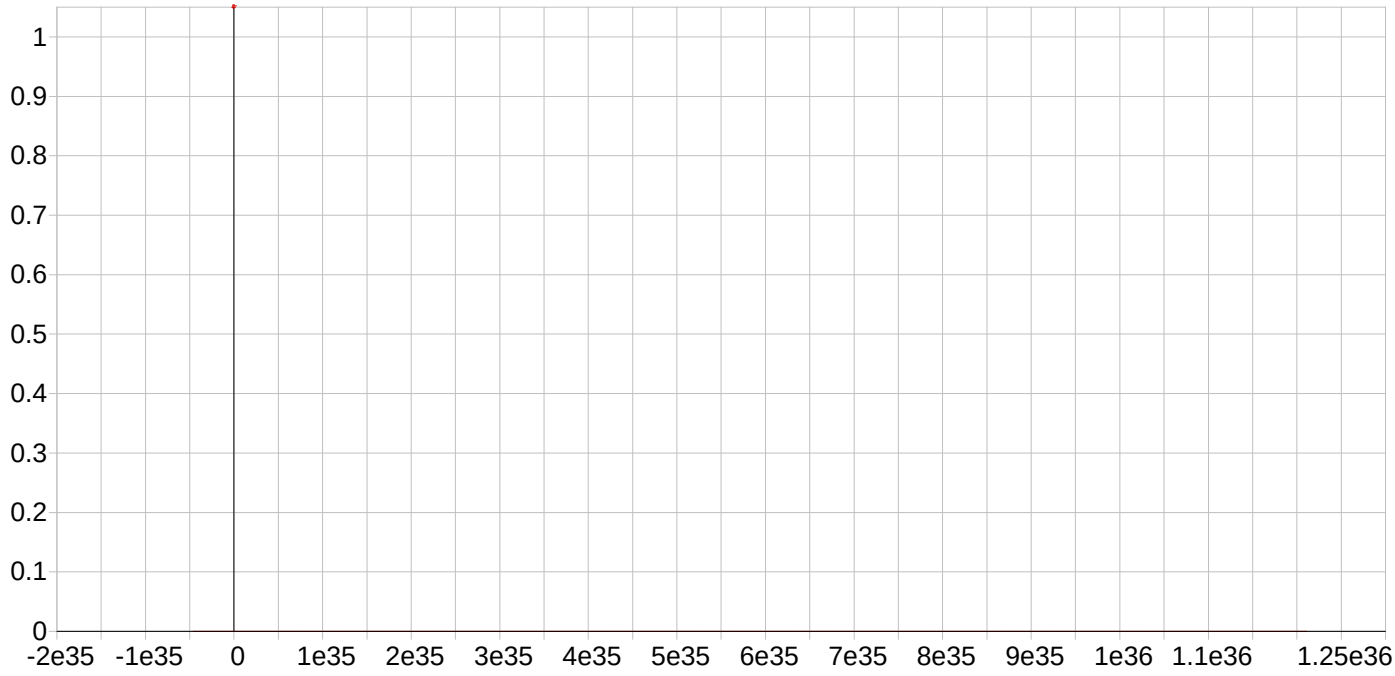

Y 371.030 { 91}*

Date of Fit:	4/13/2016 9:54:15	Type of Fit:	Linear	Weighting:	1/Conc

A0 (Offset):	0.000000	Re-Slope:	1.000000
A1 (Gain):	0.000000	Y-int:	0.000000
A2 (Curvature):	0.000000		
n (Exponent):	1.000000		
Correlation:	0.000000	Status:	Warning Zero Gain
Std Error of Est:	192.759705		
Predicted MDL:	n/a		
Predicted MQL:	n/a		

Std. Name	Stated Conc.	Found Conc.	Difference	% Diff.	(S)IR	Std Dev	Emphasis

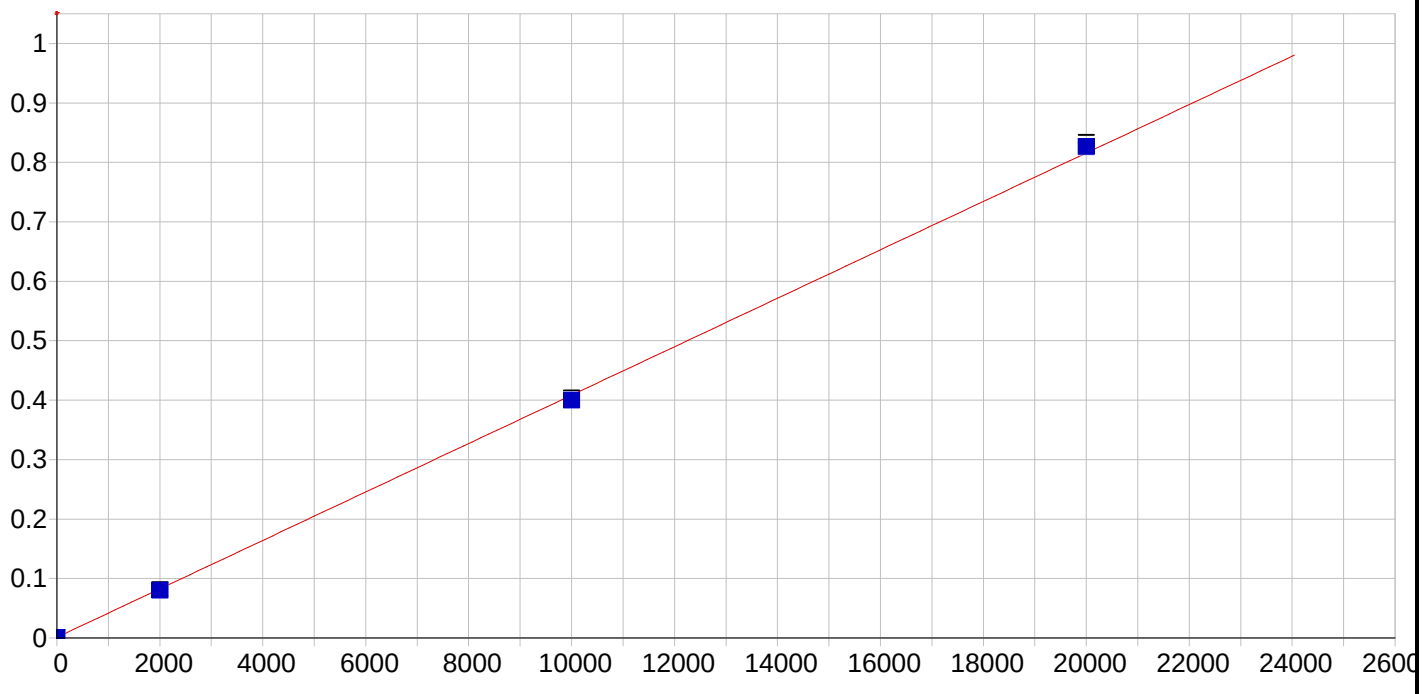

Si 288.158 {117}

Date of Fit:	4/13/2016 9:54:15	Type of Fit:	Linear	Weighting:	1/Conc

A0 (Offset):	0.001186	Re-Slope:	1.000000

Std. Name	Stated Conc.	Found Conc.	Difference	% Diff.	(S)IR	Std Dev	Emphasis
ICIS Cal Blk	.00000	.07562	.076	.000	.00119	.001	1
CAL5	20000.	20265.	265.	1.33	.82534	.007	1
CAL3	2000.0	1938.6	-61.4	-3.07	.08002	.001	1
CAL4	10000.	9796.2	-204.	-2.04	.39956	.003	1

Sample Name: ICIS Cal Blk Acquired: 4/12/2016 11:05:13 Type: Cal
Method: sw04052016(v3) Mode: IR Corr. Factor: 1.000000
User: admin Custom ID1: Custom ID2: Custom ID3:
Comment:

Elem	Al3961	As1890	Ag3280	Ba2335	Be3130	Ca3181
Line	396.152 { 85}	189.042 {478}	328.068 {103}	233.527 {445}	313.042 {108}	318.128 {106}
IS Ref	(Y_3710)	(Y_2243)	(Y_3600)	(Y_2243)	(Y_3710)	(Y_3600)
Units	Cts/S	Cts/S	Cts/S	Cts/S	Cts/S	Cts/S
Avg	**-.0001**	**-.0005**	**-.0004**	**.0000**	**.0004**	**-.0002**
Stddev	.0006	.0002	.0000	.0002	.0002	.0001
%RSD	654.5	33.44	10.82	403.5	42.60	47.93
#1	-.0008	-.0003	-.0003	-.0000	.0002	-.0001
#2	.0000	-.0006	-.0004	-.0001	.0005	-.0003
#3	.0005	-.0004	-.0004	.0003	.0005	-.0003

Elem	Cd2265	Co2286	Cr2677	Cu3247	Fe2714	K_7664
Line	226.502 {449}	228.616 {447}	267.716 {126}	324.754 {104}	271.441 {124}	766.490 { 44}
IS Ref	(Y_2243)	(Y_2243)	(Y_3600)	(Y_3600)	(Y_3600)	(Y_3710)
Units	Cts/S	Cts/S	Cts/S	Cts/S	Cts/S	Cts/S
Avg	**-.0014**	**-.0005**	**.0000**	**.0034**	**.0001**	**.0012**
Stddev	.0002	.0002	.0001	.0001	.0001	.0027
%RSD	17.52	38.37	374.9	2.458	38.90	230.8
#1	-.0016	-.0003	-.0001	.0035	.0002	.0043
#2	-.0014	-.0006	.0000	.0033	.0002	-.0000
#3	-.0011	-.0006	.0001	.0034	.0001	-.0007

Elem	Mg2790	Mn2576	Na5895	Ni2316	Pb2203	Sb2068
Line	279.079 {121}	257.610 {131}	589.592 { 57}	231.604 {446}	220.353 {453}	206.833 {463}
IS Ref	(Y_3600)	(Y_3600)	(Y_3710)	(Y_2243)	(Y_2243)	(Y_2243)
Units	Cts/S	Cts/S	Cts/S	Cts/S	Cts/S	Cts/S
Avg	**-.0000**	**.0002**	**.0013**	**-.0002**	**.0010**	**.0002**
Stddev	.0000	.0001	.0010	.0004	.0004	.0001
%RSD	85.82	36.80	76.46	198.1	37.59	72.44
#1	-.0000	.0002	.0012	.0002	.0015	.0003
#2	-.0000	.0003	.0004	-.0006	.0008	.0001
#3	-.0001	.0002	.0024	-.0003	.0009	.0001

Elem	Se196	Tl1908	V_2924	Zn2062	B_2089	Mo2020
Line	196.090 {472}	190.856 {477}	292.402 {115}	206.200 {463}	208.959 {461}	202.030 {467}
IS Ref	(Y_2243)	(Y_2243)	(Y_3600)	(Y_2243)	(Y_2243)	(Y_2243)
Units	Cts/S	Cts/S	Cts/S	Cts/S	Cts/S	Cts/S
Avg	**.0005**	**-.0013**	**.0000**	**-.0002**	**.0014**	**.0003**
Stddev	.0001	.0002	.0000	.0001	.0002	.0001
%RSD	14.51	12.01	210.4	69.27	14.72	36.98
#1	.0005	-.0013	-.0000	-.0003	.0013	.0002
#2	.0006	-.0011	.0000	-.0002	.0016	.0004
#3	.0004	-.0014	.0000	-.0000	.0012	.0002

Sample Name: ICIS Cal Blk Acquired: 4/12/2016 11:05:13 Type: Cal
Method: sw04052016(v3) Mode: IR Corr. Factor: 1.000000
User: admin Custom ID1: Custom ID2: Custom ID3:
Comment:

Elem	Sn1899	Sr4077	Ti3349	Si2881
Line	189.989 {477}	407.771 { 83}	334.941 {101}	288.158 {117}
IS Ref	(Y_2243)	(Y_3710)	(Y_3600)	(Y_2243)
Units	Cts/S	Cts/S	Cts/S	Cts/S
Avg	**.0003**	**-.0028**	**.0005**	**.0012**
Stddev	.0001	.0007	.0002	.0006
%RSD	30.01	23.82	30.17	53.06
#1	.0003	-.0032	.0006	.0010
#2	.0004	-.0021	.0003	.0007
#3	.0002	-.0032	.0006	.0019

Int. Std.	Y_2243	Y_3600	Y_3710
Line	224.306 {450}	360.073 { 94}	371.030 { 91}
Units	Cts/S	Cts/S	Cts/S
Avg	**2901.1**	**37594.**	**6045.5**
Stddev	2.5	140.	26.5
%RSD	.08470	.37221	.43877
#1	2902.7	37482.	6023.8
#2	2902.3	37751.	6075.1
#3	2898.2	37550.	6037.7

Sample Name: CAL1 Acquired: 4/12/2016 11:09:15 Type: Cal
Method: sw04052016(v3) Mode: IR Corr. Factor: 1.000000
User: admin Custom ID1: Custom ID2: Custom ID3:
Comment:

Elem	As1890	Pb2203	Sb2068	Se196	Tl1908
Line	189.042 {478}	220.353 {453}	206.833 {463}	196.090 {472}	190.856 {477}
IS Ref	(Y_2243)	(Y_2243)	(Y_2243)	(Y_2243)	(Y_2243)
Units	Cts/S	Cts/S	Cts/S	Cts/S	Cts/S
Avg	**-.0001**	**.0022**	**.0017**	**.0008**	**.0000**
Stddev	.0001	.0002	.0002	.0000	.0002
%RSD	108.9	9.678	12.91	3.301	816.4
#1	.0000	.0020	.0016	.0008	.0001
#2	-.0002	.0022	.0016	.0008	-.0002
#3	-.0001	.0025	.0020	.0009	.0002

Int. Std.	Y_2243
Line	224.306 {450}
Units	Cts/S
Avg	**2897.5**
Stddev	2.0
%RSD	.06767
#1	2898.5
#2	2898.7
#3	2895.2

Sample Name: CAL2 Acquired: 4/12/2016 11:13:20 Type: Cal
Method: sw04052016(v3) Mode: IR Corr. Factor: 1.000000
User: admin Custom ID1: Custom ID2: Custom ID3:
Comment:

Elem	Al3961	As1890	Ag3280	Ba2335	Be3130	Ca3181
Line	396.152 { 85}	189.042 {478}	328.068 {103}	233.527 {445}	313.042 {108}	318.128 {106}
IS Ref	(Y_3710)	(Y_2243)	(Y_3600)	(Y_2243)	(Y_3710)	(Y_3600)
Units	Cts/S	Cts/S	Cts/S	Cts/S	Cts/S	Cts/S
Avg	**.0069**	**.0007**	**.0017**	**.4559**	**.0064**	**.1013**
Stddev	.0005	.0000	.0001	.0002	.0000	.0002
%RSD	7.647	5.526	3.405	.0452	.7706	.1952
#1	.0067	.0007	.0017	.4557	.0064	.1011
#2	.0064	.0008	.0017	.4560	.0063	.1014
#3	.0074	.0007	.0016	.4561	.0063	.1014

Elem	Cd2265	Co2286	Cr2677	Cu3247	Fe2714	K_7664
Line	226.502 {449}	228.616 {447}	267.716 {126}	324.754 {104}	271.441 {124}	766.490 { 44}
IS Ref	(Y_2243)	(Y_2243)	(Y_3600)	(Y_3600)	(Y_3600)	(Y_3710)
Units	Cts/S	Cts/S	Cts/S	Cts/S	Cts/S	Cts/S
Avg	**.0108**	**.0571**	**.0012**	**.0129**	**.0010**	**.3068**
Stddev	.0002	.0002	.0001	.0002	.0000	.0009
%RSD	2.173	.4209	5.998	1.413	3.580	.3085
#1	.0107	.0569	.0013	.0128	.0011	.3058
#2	.0105	.0573	.0012	.0129	.0010	.3077
#3	.0110	.0573	.0011	.0131	.0010	.3068

Elem	Mg2790	Mn2576	Na5895	Ni2316	Pb2203	Sb2068
Line	279.079 {121}	257.610 {131}	589.592 { 57}	231.604 {446}	220.353 {453}	206.833 {463}
IS Ref	(Y_3600)	(Y_3600)	(Y_3710)	(Y_2243)	(Y_2243)	(Y_2243)
Units	Cts/S	Cts/S	Cts/S	Cts/S	Cts/S	Cts/S
Avg	**.0811**	**.0156**	**1.062**	**.0287**	**.0036**	**.0033**
Stddev	.0001	.0000	.001	.0006	.0005	.0001
%RSD	.1372	.2690	.0689	2.049	14.73	2.005
#1	.0811	.0156	1.062	.0283	.0030	.0032
#2	.0810	.0155	1.063	.0294	.0038	.0033
#3	.0812	.0156	1.062	.0285	.0040	.0033

Elem	Se196	Tl1908	V_2924	Zn2062	B_2089	Mo2020
Line	196.090 {472}	190.856 {477}	292.402 {115}	206.200 {463}	208.959 {461}	202.030 {467}
IS Ref	(Y_2243)	(Y_2243)	(Y_3600)	(Y_2243)	(Y_2243)	(Y_2243)
Units	Cts/S	Cts/S	Cts/S	Cts/S	Cts/S	Cts/S
Avg	**.0017**	**.0013**	**.0109**	**.0261**	**.0231**	**.0165**
Stddev	.0002	.0000	.0001	.0001	.0002	.0001
%RSD	13.87	2.528	.5216	.4350	.8677	.7802
#1	.0015	.0013	.0108	.0259	.0229	.0165
#2	.0020	.0013	.0109	.0261	.0233	.0163
#3	.0018	.0014	.0109	.0261	.0232	.0166

Sample Name: CAL2 Acquired: 4/12/2016 11:13:20 Type: Cal
Method: sw04052016(v3) Mode: IR Corr. Factor: 1.000000
User: admin Custom ID1: Custom ID2: Custom ID3:
Comment:

Elem	Sn1899	Sr4077	Ti3349
Line	189.989 {477}	407.771 { 83}	334.941 {101}
IS Ref	(Y_2243)	(Y_3710)	(Y_3600)
Units	Cts/S	Cts/S	Cts/S
Avg	**.0093**	**.1648**	**.0171**
Stddev	.0000	.0001	.0001
%RSD	.2980	.0876	.4905
#1	.0094	.1649	.0170
#2	.0093	.1648	.0171
#3	.0093	.1646	.0172

Int. Std.	Y_2243	Y_3600	Y_3710
Line	224.306 {450}	360.073 { 94}	371.030 { 91}
Units	Cts/S	Cts/S	Cts/S
Avg	**2876.0**	**37297.**	**6109.9**
Stddev	4.5	106.	44.1
%RSD	.15531	.28339	.72244
#1	2880.2	37181.	6158.8
#2	2871.3	37324.	6073.1
#3	2876.4	37387.	6097.8

Sample Name: CAL4 Acquired: 4/12/2016 11:21:07 Type: Cal
Method: sw04052016(v3) Mode: IR Corr. Factor: 1.000000
User: admin Custom ID1: Custom ID2: Custom ID3:
Comment:

Elem	Al3961	As1890	Ag3280	Ba2335	Be3130	Ca3181
Line	396.152 { 85}	189.042 {478}	328.068 {103}	233.527 {445}	313.042 {108}	318.128 {106}
IS Ref	(Y_3710)	(Y_2243)	(Y_3600)	(Y_2243)	(Y_3710)	(Y_3600)
Units	Cts/S	Cts/S	Cts/S	Cts/S	Cts/S	Cts/S
Avg	**4.114**	**.1917**	**.2664**	**22.12**	**3.120**	**2.513**
Stddev	.002	.0003	.0003	.02	.004	.011
%RSD	.0594	.1623	.1186	.0918	.1218	.4518
#1	4.117	.1920	.2662	22.10	3.121	2.525
#2	4.112	.1914	.2663	22.14	3.116	2.504
#3	4.114	.1916	.2668	22.11	3.123	2.508

Elem	Cd2265	Co2286	Cr2677	Cu3247	Fe2714	K_7664
Line	226.502 {449}	228.616 {447}	267.716 {126}	324.754 {104}	271.441 {124}	766.490 { 44}
IS Ref	(Y_2243)	(Y_2243)	(Y_3600)	(Y_3600)	(Y_3600)	(Y_3710)
Units	Cts/S	Cts/S	Cts/S	Cts/S	Cts/S	Cts/S
Avg	**3.721**	**2.760**	**.6006**	**4.840**	**.5694**	**3.112**
Stddev	.004	.004	.0024	.010	.0009	.005
%RSD	.1095	.1264	.3951	.2046	.1639	.1611
#1	3.725	2.760	.6032	4.830	.5698	3.117
#2	3.722	2.764	.5986	4.841	.5683	3.108
#3	3.717	2.757	.6000	4.849	.5700	3.110

Elem	Mg2790	Mn2576	Na5895	Ni2316	Pb2203	Sb2068
Line	279.079 {121}	257.610 {131}	589.592 { 57}	231.604 {446}	220.353 {453}	206.833 {463}
IS Ref	(Y_3600)	(Y_3600)	(Y_3710)	(Y_2243)	(Y_2243)	(Y_2243)
Units	Cts/S	Cts/S	Cts/S	Cts/S	Cts/S	Cts/S
Avg	**2.058**	**4.849**	**26.84**	**1.710**	**1.643**	**.1481**
Stddev	.006	.017	.04	.002	.003	.0005
%RSD	.3086	.3552	.1413	.1249	.1615	.3407
#1	2.065	4.867	26.86	1.708	1.646	.1476
#2	2.052	4.833	26.86	1.712	1.643	.1485
#3	2.056	4.846	26.80	1.709	1.641	.1484

Elem	Se196	Tl1908	V_2924	Zn2062	B_2089	Mo2020
Line	196.090 {472}	190.856 {477}	292.402 {115}	206.200 {463}	208.959 {461}	202.030 {467}
IS Ref	(Y_2243)	(Y_2243)	(Y_3600)	(Y_2243)	(Y_2243)	(Y_2243)
Units	Cts/S	Cts/S	Cts/S	Cts/S	Cts/S	Cts/S
Avg	**.1528**	**.2956**	**.5272**	**2.072**	**.4653**	**2.069**
Stddev	.0005	.0011	.0009	.009	.0009	.003
%RSD	.2985	.3602	.1714	.4154	.1950	.1435
#1	.1523	.2943	.5283	2.080	.4646	2.066
#2	.1531	.2963	.5265	2.074	.4650	2.071
#3	.1531	.2960	.5269	2.063	.4663	2.071

Sample Name: CAL4 Acquired: 4/12/2016 11:21:07 Type: Cal
Method: sw04052016(v3) Mode: IR Corr. Factor: 1.000000
User: admin Custom ID1: Custom ID2: Custom ID3:
Comment:

Elem	Sn1899	Sr4077	Ti3349	Si2881
Line	189.989 {477}	407.771 { 83}	334.941 {101}	288.158 {117}
IS Ref	(Y_2243)	(Y_3710)	(Y_3600)	(Y_2243)
Units	Cts/S	Cts/S	Cts/S	Cts/S
Avg	**.1779**	**40.68**	**8.017**	**.3996**
Stddev	.0003	.04	.028	.0031
%RSD	.1734	.0870	.3488	.7821
#1	.1783	40.71	8.005	.4014
#2	.1778	40.64	7.997	.3960
#3	.1776	40.67	8.049	.4013

Int. Std.	Y_2243	Y_3600	Y_3710
Line	224.306 {450}	360.073 { 94}	371.030 { 91}
Units	Cts/S	Cts/S	Cts/S
Avg	**2715.1**	**35414.**	**5956.4**
Stddev	11.4	275.	61.4
%RSD	.41845	.77560	1.0300
#1	2703.6	35100.	5941.9
#2	2715.6	35608.	5903.7
#3	2726.3	35534.	6023.8

Sample Name: CAL3 Acquired: 4/12/2016 11:17:20 Type: Cal
Method: sw04052016(v3) Mode: IR Corr. Factor: 1.000000
User: admin Custom ID1: Custom ID2: Custom ID3:
Comment:

Elem	Al3961	As1890	Ag3280	Ba2335	Be3130	Ca3181
Line	396.152 { 85}	189.042 {478}	328.068 {103}	233.527 {445}	313.042 {108}	318.128 {106}
IS Ref	(Y_3710)	(Y_2243)	(Y_3600)	(Y_2243)	(Y_3710)	(Y_3600)
Units	Cts/S	Cts/S	Cts/S	Cts/S	Cts/S	Cts/S
Avg	**.8328**	**.0384**	**.0532**	**4.538**	**.6437**	**.5083**
Stddev	.0022	.0001	.0003	.014	.0022	.0004
%RSD	.2690	.2364	.5608	.2993	.3478	.0809
#1	.8304	.0384	.0528	4.527	.6416	.5078
#2	.8332	.0383	.0534	4.534	.6435	.5084
#3	.8348	.0385	.0533	4.553	.6460	.5086

Elem	Cd2265	Co2286	Cr2677	Cu3247	Fe2714	K_7664
Line	226.502 {449}	228.616 {447}	267.716 {126}	324.754 {104}	271.441 {124}	766.490 { 44}
IS Ref	(Y_2243)	(Y_2243)	(Y_3600)	(Y_3600)	(Y_3600)	(Y_3710)
Units	Cts/S	Cts/S	Cts/S	Cts/S	Cts/S	Cts/S
Avg	**.7757**	**.5749**	**.1245**	**.9629**	**.1192**	**.6208**
Stddev	.0019	.0013	.0003	.0017	.0002	.0002
%RSD	.2386	.2346	.2268	.1766	.2058	.0320
#1	.7736	.5734	.1247	.9611	.1190	.6210
#2	.7771	.5757	.1242	.9632	.1192	.6206
#3	.7764	.5757	.1246	.9644	.1194	.6207

Elem	Mg2790	Mn2576	Na5895	Ni2316	Pb2203	Sb2068
Line	279.079 {121}	257.610 {131}	589.592 { 57}	231.604 {446}	220.353 {453}	206.833 {463}
IS Ref	(Y_3600)	(Y_3600)	(Y_3710)	(Y_2243)	(Y_2243)	(Y_2243)
Units	Cts/S	Cts/S	Cts/S	Cts/S	Cts/S	Cts/S
Avg	**.4090**	**1.007**	**5.330**	**.3574**	**.3424**	**.0302**
Stddev	.0002	.001	.022	.0011	.0012	.0002
%RSD	.0468	.0674	.4193	.3031	.3622	.6963
#1	.4092	1.007	5.312	.3561	.3411	.0301
#2	.4088	1.007	5.324	.3578	.3436	.0304
#3	.4089	1.006	5.355	.3581	.3424	.0300

Elem	Se196	Tl1908	V_2924	Zn2062	B_2089	Mo2020
Line	196.090 {472}	190.856 {477}	292.402 {115}	206.200 {463}	208.959 {461}	202.030 {467}
IS Ref	(Y_2243)	(Y_2243)	(Y_3600)	(Y_2243)	(Y_2243)	(Y_2243)
Units	Cts/S	Cts/S	Cts/S	Cts/S	Cts/S	Cts/S
Avg	**.0310**	**.0615**	**.1079**	**.4348**	**.0945**	**.4220**
Stddev	.0002	.0001	.0003	.0015	.0002	.0017
%RSD	.5914	.1078	.2388	.3459	.2310	.4040
#1	.0309	.0615	.1076	.4346	.0943	.4202
#2	.0309	.0616	.1081	.4364	.0947	.4221
#3	.0312	.0615	.1079	.4334	.0945	.4236

Sample Name: CAL3 Acquired: 4/12/2016 11:17:20 Type: Cal
Method: sw04052016(v3) Mode: IR Corr. Factor: 1.000000
User: admin Custom ID1: Custom ID2: Custom ID3:
Comment:

Elem	Sn1899	Sr4077	Ti3349	Si2881
Line	189.989 {477}	407.771 { 83}	334.941 {101}	288.158 {117}
IS Ref	(Y_2243)	(Y_3710)	(Y_3600)	(Y_2243)
Units	Cts/S	Cts/S	Cts/S	Cts/S
Avg	**.0370**	**8.237**	**1.652**	**.0800**
Stddev	.0002	.028	.003	.0008
%RSD	.4933	.3446	.1597	.9662
#1	.0368	8.214	1.651	.0798
#2	.0370	8.228	1.655	.0794
#3	.0372	8.269	1.651	.0809

Int. Std.	Y_2243	Y_3600	Y_3710
Line	224.306 {450}	360.073 { 94}	371.030 { 91}
Units	Cts/S	Cts/S	Cts/S
Avg	**2851.1**	**36865.**	**6075.1**
Stddev	4.9	151.	20.6
%RSD	.17283	.40883	.33971
#1	2855.0	36739.	6091.7
#2	2845.6	36824.	6052.0
#3	2852.8	37032.	6081.6

Sample Name: icb Acquired: 4/12/2016 11:32:55 Type: QC
Method: sw04052016(v3) Mode: CONC Corr. Factor: 1.000000
User: admin Custom ID1: Custom ID2: Custom ID3:
Comment:

Elem	Al3961	As1890	Ag3280	Ba2335	Be3130	Ca3181
Line	396.152 { 85}	189.042 {478}	328.068 {103}	233.527 {445}	313.042 {108}	318.128 {106}
IS Ref	(Y_3710)	(Y_2243)	(Y_3600)	(Y_2243)	(Y_3710)	(Y_3600)
Units	ppb	ppb	ppb	ppb	ppb	ppb
Avg	**-3.450**	**.9117**	**-.2507**	**.1468**	**.0131**	**6.089**
Stddev	9.736	.6858	.4525	.1081	.0983	18.40
%RSD	282.2	75.22	180.5	73.67	752.4	302.3
#1	-.3934	.3624	-.4186	.2696	-.0876	-6.299
#2	4.392	1.680	-.5951	.0663	.1089	-2.670
#3	-14.35	.6923	.2617	.1044	.0179	27.24
Check ?	Chk Pass	Chk Pass	Chk Pass	Chk Pass	Chk Pass	Chk Pass
High Limit						
Low Limit						

Elem	Cd2265	Co2286	Cr2677	Cu3247	Fe2714	K_7664
Line	226.502 {449}	228.616 {447}	267.716 {126}	324.754 {104}	271.441 {124}	766.490 { 44}
IS Ref	(Y_2243)	(Y_2243)	(Y_3600)	(Y_3600)	(Y_3600)	(Y_3710)
Units	ppb	ppb	ppb	ppb	ppb	ppb
Avg	**-.0780**	**.0382**	**.7378**	**1.468**	**5.938**	**17.13**
Stddev	.0364	.1262	1.302	2.140	23.10	39.90
%RSD	46.67	330.4	176.5	145.8	389.1	233.0
#1	-.1190	.1617	.3274	.3368	-10.88	58.28
#2	-.0495	-.0906	-.3101	.1310	-3.587	14.50
#3	-.0654	.0434	2.196	3.936	32.28	-21.40
Check ?	Chk Pass	Chk Pass	Chk Pass	Chk Pass	Chk Pass	Chk Pass
High Limit						
Low Limit						

Elem	Mg2790	Mn2576	Na5895	Ni2316	Pb2203	Sb2068
Line	279.079 {121}	257.610 {131}	589.592 { 57}	231.604 {446}	220.353 {453}	206.833 {463}
IS Ref	(Y_3600)	(Y_3600)	(Y_3710)	(Y_2243)	(Y_2243)	(Y_2243)
Units	ppb	ppb	ppb	ppb	ppb	ppb
Avg	**17.41**	**.6753**	**19.53**	**-.1542**	**-.3501**	**1.579**
Stddev	23.37	.9269	3.00	.1148	1.334	.722
%RSD	134.2	137.3	15.34	74.49	381.0	45.73
#1	8.353	.2108	20.54	-.2480	-.1289	1.457
#2	-.0733	.0725	21.88	-.0261	.8595	.9256
#3	43.95	1.743	16.15	-.1885	-1.781	2.354
Check ?	Chk Pass	Chk Pass	Chk Pass	Chk Pass	Chk Pass	Chk Pass
High Limit						
Low Limit						

Sample Name: icb Acquired: 4/12/2016 11:32:55 Type: QC
Method: sw04052016(v3) Mode: CONC Corr. Factor: 1.000000
User: admin Custom ID1: Custom ID2: Custom ID3:
Comment:

Elem	Se196	Tl1908	V_2924	Zn2062	B_2089	Mo2020
Line	196.090 {472}	190.856 {477}	292.402 {115}	206.200 {463}	208.959 {461}	202.030 {467}
IS Ref	(Y_2243)	(Y_2243)	(Y_3600)	(Y_2243)	(Y_2243)	(Y_2243)
Units	ppb	ppb	ppb	ppb	ppb	ppb
Avg	**-.6823**	**.6702**	**.2955**	**-.0424**	**2.498**	**1.853**
Stddev	2.107	1.813	.6196	.1988	.159	.736
%RSD	308.8	270.5	209.7	468.9	6.368	39.70
#1	-2.960	-1.414	-.3128	-.2452	2.562	2.659
#2	-.2841	1.883	.2734	.1521	2.317	1.679
#3	1.197	1.542	.9258	-.0341	2.616	1.219
Check ?	Chk Pass	Chk Pass	Chk Pass	Chk Pass	Chk Pass	Chk Pass
High Limit						
Low Limit						

Elem	Sn1899	Sr4077	Ti3349	Si2881
Line	189.989 {477}	407.771 { 83}	334.941 {101}	288.158 {117}
IS Ref	(Y_2243)	(Y_3710)	(Y_3600)	(Y_2243)
Units	ppb	ppb	ppb	ppb
Avg	**.6087**	**.2260**	**1.775**	**3.416**
Stddev	.2428	.0323	1.793	9.272
%RSD	39.88	14.29	101.0	271.4
#1	.7634	.2409	1.011	.3140
#2	.3289	.1889	.4898	13.84
#3	.7337	.2481	3.823	-3.907
Check ?	Chk Pass	Chk Pass	Chk Pass	None
High Limit				
Low Limit				

Int. Std.	Y_2243	Y_3600	Y_3710
Line	224.306 {450}	360.073 { 94}	371.030 { 91}
Units	Cts/S	Cts/S	Cts/S
Avg	**2877.2**	**37040.**	**6080.4**
Stddev	16.2	261.	108.5
%RSD	.56252	.70545	1.7851
#1	2894.1	37340.	6157.8
#2	2875.5	36915.	6127.2
#3	2861.9	36865.	5956.4

Sample Name: CAL5 Acquired: 4/12/2016 11:24:55 Type: Cal
Method: sw04052016(v3) Mode: IR Corr. Factor: 1.000000
User: admin Custom ID1: Custom ID2: Custom ID3:
Comment:

Elem	Al3961	As1890	Ag3280	Ba2335	Be3130	Ca3181
Line	396.152 { 85}	189.042 {478}	328.068 {103}	233.527 {445}	313.042 {108}	318.128 {106}
IS Ref	(Y_3710)	(Y_2243)	(Y_3600)	(Y_2243)	(Y_3710)	(Y_3600)
Units	Cts/S	Cts/S	Cts/S	Cts/S	Cts/S	Cts/S
Avg	**8.237**	**.3925**	**.5397**	**43.50**	**6.197**	**4.970**
Stddev	.020	.0008	.0005	.13	.010	.009
%RSD	.2444	.2131	.0964	.2963	.1634	.1886
#1	8.217	.3934	.5391	43.61	6.188	4.966
#2	8.237	.3924	.5401	43.53	6.193	4.963
#3	8.257	.3917	.5400	43.36	6.208	4.981

Elem	Cd2265	Co2286	Cr2677	Cu3247	Fe2714	K_7664
Line	226.502 {449}	228.616 {447}	267.716 {126}	324.754 {104}	271.441 {124}	766.490 { 44}
IS Ref	(Y_2243)	(Y_2243)	(Y_3600)	(Y_3600)	(Y_3600)	(Y_3710)
Units	Cts/S	Cts/S	Cts/S	Cts/S	Cts/S	Cts/S
Avg	**7.345**	**5.456**	**1.187**	**9.684**	**1.112**	**6.334**
Stddev	.012	.008	.002	.060	.002	.007
%RSD	.1675	.1384	.1643	.6240	.2134	.1116
#1	7.355	5.463	1.187	9.738	1.109	6.334
#2	7.350	5.458	1.189	9.619	1.112	6.326
#3	7.331	5.448	1.186	9.696	1.114	6.341

Elem	Mg2790	Mn2576	Na5895	Ni2316	Pb2203	Sb2068
Line	279.079 {121}	257.610 {131}	589.592 { 57}	231.604 {446}	220.353 {453}	206.833 {463}
IS Ref	(Y_3600)	(Y_3600)	(Y_3710)	(Y_2243)	(Y_2243)	(Y_2243)
Units	Cts/S	Cts/S	Cts/S	Cts/S	Cts/S	Cts/S
Avg	**4.104**	**9.384**	**53.71**	**3.362**	**3.235**	**.3017**
Stddev	.006	.015	.58	.009	.012	.0002
%RSD	.1451	.1584	1.084	.2758	.3795	.0703
#1	4.110	9.393	53.16	3.369	3.246	.3019
#2	4.102	9.367	53.65	3.366	3.236	.3015
#3	4.099	9.392	54.32	3.352	3.222	.3016

Elem	Se196	Tl1908	V_2924	Zn2062	B_2089	Mo2020
Line	196.090 {472}	190.856 {477}	292.402 {115}	206.200 {463}	208.959 {461}	202.030 {467}
IS Ref	(Y_2243)	(Y_2243)	(Y_3600)	(Y_2243)	(Y_2243)	(Y_2243)
Units	Cts/S	Cts/S	Cts/S	Cts/S	Cts/S	Cts/S
Avg	**.3107**	**.5757**	**1.041**	**4.056**	**.9327**	**4.134**
Stddev	.0007	.0010	.002	.002	.0021	.009
%RSD	.2179	.1754	.1401	.0431	.2228	.2170
#1	.3111	.5760	1.042	4.055	.9332	4.138
#2	.3111	.5746	1.039	4.056	.9345	4.140
#3	.3100	.5766	1.041	4.058	.9304	4.123

Sample Name: CAL5 Acquired: 4/12/2016 11:24:55 Type: Cal
Method: sw04052016(v3) Mode: IR Corr. Factor: 1.000000
User: admin Custom ID1: Custom ID2: Custom ID3:
Comment:

Elem	Sn1899	Sr4077	Ti3349	Si2881
Line	189.989 {477}	407.771 { 83}	334.941 {101}	288.158 {117}
IS Ref	(Y_2243)	(Y_3710)	(Y_3600)	(Y_2243)
Units	Cts/S	Cts/S	Cts/S	Cts/S
Avg	**.3535**	**79.90**	**15.79**	**.8253**
Stddev	.0011	.44	.03	.0072
%RSD	.3031	.5567	.2181	.8741
#1	.3546	80.41	15.82	.8335
#2	.3534	79.61	15.78	.8200
#3	.3524	79.67	15.75	.8225

Int. Std.	Y_2243	Y_3600	Y_3710
Line	224.306 {450}	360.073 { 94}	371.030 { 91}
Units	Cts/S	Cts/S	Cts/S
Avg	**2587.2**	**34461.**	**5932.4**
Stddev	11.8	57.	30.1
%RSD	.45552	.16528	.50785
#1	2573.9	34400.	5962.5
#2	2591.4	34471.	5932.5
#3	2596.3	34513.	5902.2

Sample Name: icsab 4305092 Acquired: 4/12/2016 11:45:25 Type: QC
Method: sw04052016(v3) Mode: CONC Corr. Factor: 1.000000
User: admin Custom ID1: Custom ID2: Custom ID3:
Comment:

Elem	Al3961	As1890	Ag3280	Ba2335	Be3130	Ca3181
Line	396.152 { 85}	189.042 {478}	328.068 {103}	233.527 {445}	313.042 {108}	318.128 {106}
IS Ref	(Y_3710)	(Y_2243)	(Y_3600)	(Y_2243)	(Y_3710)	(Y_3600)
Units	ppb	ppb	ppb	ppb	ppb	ppb
Avg	**527500.**	**99.74**	**107.2**	**103.3**	**100.5**	**518300.**
Stddev	1337.	2.22	.8	.6	.2	2054.
%RSD	.2534	2.228	.7389	.5900	.1510	.3963
#1	528700.	102.1	106.3	103.9	100.7	519700.
#2	526000.	97.66	107.7	102.7	100.5	519200.
#3	527800.	99.47	107.7	103.4	100.4	516000.
Check ?	Chk Pass	Chk Pass	Chk Pass	Chk Pass	Chk Pass	Chk Pass
High Limit						
Low Limit						

Elem	Cd2265	Co2286	Cr2677	Cu3247	Fe2714	K_7664
Line	226.502 {449}	228.616 {447}	267.716 {126}	324.754 {104}	271.441 {124}	766.490 { 44}
IS Ref	(Y_2243)	(Y_2243)	(Y_3600)	(Y_3600)	(Y_3600)	(Y_3710)
Units	ppb	ppb	ppb	ppb	ppb	ppb
Avg	**99.09**	**96.60**	**98.22**	**105.1**	**204300.**	**10340.**
Stddev	.61	.54	.50	.4	621.	5.
%RSD	.6183	.5628	.5110	.4271	.3040	.0473
#1	99.78	97.17	98.79	105.5	203700.	10340.
#2	98.60	96.53	97.88	104.7	204900.	10350.
#3	98.90	96.09	97.97	105.2	204300.	10340.
Check ?	Chk Pass	Chk Pass	Chk Pass	Chk Pass	Chk Pass	Chk Pass
High Limit						
Low Limit						

Elem	Mg2790	Mn2576	Na5895	Ni2316	Pb2203	Sb2068
Line	279.079 {121}	257.610 {131}	589.592 { 57}	231.604 {446}	220.353 {453}	206.833 {463}
IS Ref	(Y_3600)	(Y_3600)	(Y_3710)	(Y_2243)	(Y_2243)	(Y_2243)
Units	ppb	ppb	ppb	ppb	ppb	ppb
Avg	**522600.**	**107.1**	**10510.**	**91.12**	**87.90**	**100.8**
Stddev	3384.	.4	32.	.45	2.66	3.2
%RSD	.6474	.3877	.3043	.4984	3.025	3.152
#1	519500.	107.1	10540.	91.46	90.66	101.7
#2	526200.	106.7	10490.	90.60	87.71	97.31
#3	522100.	107.5	10490.	91.30	85.35	103.5
Check ?	Chk Pass	Chk Pass	Chk Pass	Chk Pass	Chk Pass	Chk Pass
High Limit						
Low Limit						

Sample Name: icsab 4305092 Acquired: 4/12/2016 11:45:25 Type: QC
Method: sw04052016(v3) Mode: CONC Corr. Factor: 1.000000
User: admin Custom ID1: Custom ID2: Custom ID3:
Comment:

Elem	Se196	Tl1908	V_2924	Zn2062	B_2089	Mo2020
Line	196.090 {472}	190.856 {477}	292.402 {115}	206.200 {463}	208.959 {461}	202.030 {467}
IS Ref	(Y_2243)	(Y_2243)	(Y_3600)	(Y_2243)	(Y_2243)	(Y_2243)
Units	ppb	ppb	ppb	ppb	ppb	ppb
Avg	**95.28**	**98.39**	**86.91**	**96.00**	**94.12**	**99.03**
Stddev	6.85	.08	.75	.96	1.89	.84
%RSD	7.193	.0782	.8609	1.005	2.007	.8475
#1	89.83	98.44	87.44	96.69	93.91	99.56
#2	93.03	98.42	87.24	94.90	96.10	98.06
#3	103.0	98.30	86.06	96.42	92.34	99.47
Check ?	Chk Pass	Chk Pass	Chk Pass	Chk Pass	Chk Pass	Chk Pass
High Limit						
Low Limit						

Elem	Sn1899	Sr4077	Ti3349	Si2881
Line	189.989 {477}	407.771 { 83}	334.941 {101}	288.158 {117}
IS Ref	(Y_2243)	(Y_3710)	(Y_3600)	(Y_2243)
Units	ppb	ppb	ppb	ppb
Avg	**102.0**	**101.8**	**103.9**	**86.85**
Stddev	2.3	.3	.3	21.65
%RSD	2.284	.3398	.2522	24.92
#1	100.8	102.1	104.2	105.3
#2	100.5	101.5	103.9	63.02
#3	104.7	101.8	103.6	92.25
Check ?	Chk Pass	Chk Pass	Chk Pass	Chk Pass
High Limit				
Low Limit				

Int. Std.	Y_2243	Y_3600	Y_3710
Line	224.306 {450}	360.073 { 94}	371.030 { 91}
Units	Cts/S	Cts/S	Cts/S
Avg	**2616.2**	**33873.**	**5943.6**
Stddev	2.4	86.	26.3
%RSD	.09323	.25390	.44224
#1	2613.9	33920.	5925.4
#2	2615.9	33774.	5973.7
#3	2618.8	33926.	5931.6

Sample Name: icv 4237635 Acquired: 4/12/2016 11:29:08 Type: QC
Method: sw04052016(v3) Mode: CONC Corr. Factor: 1.000000
User: admin Custom ID1: Custom ID2: Custom ID3:
Comment:

Elem	Al3961	As1890	Ag3280	Ba2335	Be3130	Ca3181
Line	396.152 { 85}	189.042 {478}	328.068 {103}	233.527 {445}	313.042 {108}	318.128 {106}
IS Ref	(Y_3710)	(Y_2243)	(Y_3600)	(Y_2243)	(Y_3710)	(Y_3600)
Units	ppb	ppb	ppb	ppb	ppb	ppb
Avg	**127400.**	**2534.**	**1257.**	**10240.**	**1018.**	**127400.**
Stddev	558.	8.	.	7.	2.	707.
%RSD	.4376	.3065	.0373	.0694	.2001	.5553
#1	126800.	2531.	1257.	10230.	1016.	127900.
#2	127700.	2528.	1257.	10250.	1020.	127700.
#3	127800.	2543.	1258.	10240.	1019.	126600.
Check ?	Chk Pass	Chk Pass	Chk Pass	Chk Pass	Chk Pass	Chk Pass
Value						
Range						

Elem	Cd2265	Co2286	Cr2677	Cu3247	Fe2714	K_7664
Line	226.502 {449}	228.616 {447}	267.716 {126}	324.754 {104}	271.441 {124}	766.490 { 44}
IS Ref	(Y_2243)	(Y_2243)	(Y_3600)	(Y_3600)	(Y_3600)	(Y_3710)
Units	ppb	ppb	ppb	ppb	ppb	ppb
Avg	**1279.**	**2553.**	**5064.**	**12680.**	**102500.**	**50290.**
Stddev	1.	.	21.	37.	356.	191.
%RSD	.0699	.0155	.4176	.2897	.3475	.3793
#1	1280.	2553.	5083.	12650.	102700.	50080.
#2	1278.	2552.	5068.	12670.	102600.	50350.
#3	1279.	2553.	5041.	12720.	102100.	50440.
Check ?	Chk Pass	Chk Pass	Chk Pass	Chk Pass	Chk Pass	Chk Pass
Value						
Range						

Elem	Mg2790	Mn2576	Na5895	Ni2316	Pb2203	Sb2068
Line	279.079 {121}	257.610 {131}	589.592 { 57}	231.604 {446}	220.353 {453}	206.833 {463}
IS Ref	(Y_3600)	(Y_3600)	(Y_3710)	(Y_2243)	(Y_2243)	(Y_2243)
Units	ppb	ppb	ppb	ppb	ppb	ppb
Avg	**126900.**	**5166.**	**127000.**	**2555.**	**7611.**	**1006.**
Stddev	428.	17.	415.	1.	12.	5.
%RSD	.3371	.3358	.3266	.0506	.1603	.5229
#1	127200.	5176.	126600.	2553.	7624.	1002.
#2	127100.	5177.	127200.	2556.	7599.	1004.
#3	126400.	5146.	127300.	2556.	7609.	1012.
Check ?	Chk Pass	Chk Pass	Chk Pass	Chk Pass	Chk Pass	Chk Pass
Value						
Range						

Sample Name: icv 4237635 Acquired: 4/12/2016 11:29:08 Type: QC
Method: sw04052016(v3) Mode: CONC Corr. Factor: 1.000000
User: admin Custom ID1: Custom ID2: Custom ID3:
Comment:

Elem	Se196	Tl1908	V_2924	Zn2062	B_2089	Mo2020
Line	196.090 {472}	190.856 {477}	292.402 {115}	206.200 {463}	208.959 {461}	202.030 {467}
IS Ref	(Y_2243)	(Y_2243)	(Y_3600)	(Y_2243)	(Y_2243)	(Y_2243)
Units	ppb	ppb	ppb	ppb	ppb	ppb
Avg	**2533.**	**2607.**	**2558.**	**2571.**	**1018.**	**2546.**
Stddev	11.	13.	2.	10.	1.	3.
%RSD	.4180	.4889	.0883	.4077	.0707	.1103
#1	2530.	2614.	2559.	2583.	1017.	2544.
#2	2524.	2592.	2560.	2566.	1018.	2545.
#3	2545.	2614.	2556.	2565.	1018.	2549.
Check ?	Chk Pass	Chk Pass	Chk Pass	Chk Pass	Chk Pass	Chk Pass
Value						
Range						

Elem	Sn1899	Sr4077	Ti3349	Si2881
Line	189.989 {477}	407.771 { 83}	334.941 {101}	288.158 {117}
IS Ref	(Y_2243)	(Y_3710)	(Y_3600)	(Y_2243)
Units	ppb	ppb	ppb	ppb
Avg	**1020.**	**5141.**	**10300.**	**9895.**
Stddev	4.	25.	32.	145.
%RSD	.4156	.4936	.3114	1.461
#1	1024.	5117.	10300.	9837.
#2	1016.	5138.	10270.	9789.
#3	1020.	5167.	10330.	10060.
Check ?	Chk Pass	Chk Pass	Chk Pass	None
Value				
Range				

Int. Std.	Y_2243	Y_3600	Y_3710
Line	224.306 {450}	360.073 { 94}	371.030 { 91}
Units	Cts/S	Cts/S	Cts/S
Avg	**2695.3**	**35153.**	**5865.4**
Stddev	17.7	416.	102.6
%RSD	.65595	1.1832	1.7487
#1	2674.9	34806.	5797.3
#2	2705.5	35039.	5815.5
#3	2705.5	35614.	5983.3

Sample Name: int-10b 4140674 Acquired: 4/12/2016 11:53:39 Type: QC
Method: sw04052016(v3) Mode: CONC Corr. Factor: 1.000000
User: admin Custom ID1: Custom ID2: Custom ID3:
Comment:

Elem	Al3961	As1890	Ag3280	Ba2335	Be3130	Ca3181
Line	396.152 { 85}	189.042 {478}	328.068 {103}	233.527 {445}	313.042 {108}	318.128 {106}
IS Ref	(Y_3710)	(Y_2243)	(Y_3600)	(Y_2243)	(Y_3710)	(Y_3600)
Units	ppb	ppb	ppb	ppb	ppb	ppb
Avg	**41.09**	**15.13**	**-1.460**	**.7905**	**-.0344**	**-12.69**
Stddev	4.64	3.33	.544	.0647	.0430	6.80
%RSD	11.28	22.03	37.27	8.183	125.2	53.58
#1	45.34	11.49	-1.675	.8591	-.0828	-19.64
#2	41.78	15.89	-.8410	.7306	-.0005	-12.40
#3	36.15	18.03	-1.863	.7818	-.0199	-6.043
Check ?	Chk Pass	Chk Pass	Chk Pass	Chk Pass	Chk Pass	Chk Pass
High Limit						
Low Limit						

Elem	Cd2265	Co2286	Cr2677	Cu3247	Fe2714	K_7664
Line	226.502 {449}	228.616 {447}	267.716 {126}	324.754 {104}	271.441 {124}	766.490 { 44}
IS Ref	(Y_2243)	(Y_2243)	(Y_3600)	(Y_3600)	(Y_3600)	(Y_3710)
Units	ppb	ppb	ppb	ppb	ppb	ppb
Avg	**-.4141**	**-.3763**	**9399.**	**8842.**	**-46.40**	**19.62**
Stddev	.0608	.2840	29.	26.	8.21	22.73
%RSD	14.67	75.48	.3136	.2907	17.70	115.8
#1	-.3441	-.5955	9404.	8832.	-55.75	-4.777
#2	-.4453	-.0554	9426.	8871.	-43.05	40.21
#3	-.4529	-.4781	9368.	8823.	-40.39	23.44
Check ?	Chk Pass	Chk Pass	Chk Pass	Chk Pass	Chk Pass	Chk Pass
High Limit						
Low Limit						

Elem	Mg2790	Mn2576	Na5895	Ni2316	Pb2203	Sb2068
Line	279.079 {121}	257.610 {131}	589.592 { 57}	231.604 {446}	220.353 {453}	206.833 {463}
IS Ref	(Y_3600)	(Y_3600)	(Y_3710)	(Y_2243)	(Y_2243)	(Y_2243)
Units	ppb	ppb	ppb	ppb	ppb	ppb
Avg	**65.66**	**9461.**	**10.82**	**9779.**	**-12.14**	**-33.19**
Stddev	2.04	13.	3.76	24.	.39	2.78
%RSD	3.102	.1422	34.80	.2405	3.210	8.374
#1	66.09	9460.	9.967	9797.	-12.48	-30.57
#2	67.44	9475.	7.549	9786.	-11.71	-36.10
#3	63.44	9448.	14.93	9752.	-12.23	-32.89
Check ?	Chk Pass	Chk Pass	Chk Pass	Chk Pass	Chk Pass	Chk Pass
High Limit						
Low Limit						

Sample Name: int-10b 4140674 Acquired: 4/12/2016 11:53:39 Type: QC
Method: sw04052016(v3) Mode: CONC Corr. Factor: 1.000000
User: admin Custom ID1: Custom ID2: Custom ID3:
Comment:

Elem	Se196	Tl1908	V_2924	Zn2062	B_2089	Mo2020
Line	196.090 {472}	190.856 {477}	292.402 {115}	206.200 {463}	208.959 {461}	202.030 {467}
IS Ref	(Y_2243)	(Y_2243)	(Y_3600)	(Y_2243)	(Y_2243)	(Y_2243)
Units	ppb	ppb	ppb	ppb	ppb	ppb
Avg	**-7.612**	**3.724**	**8.932**	**2.344**	**-26.95**	**4585.**
Stddev	1.220	1.034	.705	.104	.84	5.
%RSD	16.03	27.76	7.897	4.447	3.128	.0996
#1	-6.483	4.611	8.329	2.465	-26.55	4582.
#2	-8.906	2.589	9.708	2.284	-26.38	4590.
#3	-7.446	3.973	8.760	2.285	-27.92	4583.
Check ?	Chk Pass	Chk Pass	Chk Pass	Chk Pass	Chk Pass	Chk Pass
High Limit						
Low Limit						

Elem	Sn1899	Sr4077	Ti3349	Si2881
Line	189.989 {477}	407.771 { 83}	334.941 {101}	288.158 {117}
IS Ref	(Y_2243)	(Y_3710)	(Y_3600)	(Y_2243)
Units	ppb	ppb	ppb	ppb
Avg	**.9311**	**.3173**	**9173.**	**-11.32**
Stddev	.4527	.0920	16.	15.54
%RSD	48.62	29.01	.1797	137.3
#1	1.452	.3579	9155.	-26.66
#2	.6302	.3820	9188.	4.418
#3	.7114	.2119	9175.	-11.71
Check ?	Chk Pass	Chk Pass	Chk Pass	Chk Pass
High Limit				
Low Limit				

Int. Std.	Y_2243	Y_3600	Y_3710
Line	224.306 {450}	360.073 { 94}	371.030 { 91}
Units	Cts/S	Cts/S	Cts/S
Avg	**2842.6**	**37054.**	**6038.5**
Stddev	16.4	229.	19.4
%RSD	.57861	.61877	.32173
#1	2827.7	36823.	6017.4
#2	2839.9	37059.	6055.7
#3	2860.3	37281.	6042.3

Sample Name: 460-111734-B-4-B@4 Acquired: 4/12/2016 12:05:34 Type: Unk
Method: sw04052016(v3) Mode: CONC Corr. Factor: 1.000000
User: admin Custom ID1: Custom ID2: Custom ID3:
Comment:

Elem	Al3961	As1890	Ag3280	Ba2335	Be3130	Ca3181
Line	396.152 { 85}	189.042 {478}	328.068 {103}	233.527 {445}	313.042 {108}	318.128 {106}
IS Ref	(Y_3710)	(Y_2243)	(Y_3600)	(Y_2243)	(Y_3710)	(Y_3600)
Units	ppb	ppb	ppb	ppb	ppb	ppb
Avg	**36830.**	**11.07**	**1.102**	**317.2**	**1.789**	**34880.**
Stddev	260.	2.65	.268	1.2	.038	90.
%RSD	.7047	23.93	24.32	.3756	2.109	.2566
#1	36540.	13.94	1.280	318.6	1.833	34840.
#2	36970.	10.56	.7940	316.6	1.770	34980.
#3	37000.	8.712	1.233	316.4	1.765	34810.
Check ?	Chk Pass	Chk Pass	Chk Pass	Chk Pass	Chk Pass	Chk Pass
High Limit						
Low Limit						

Elem	Cd2265	Co2286	Cr2677	Cu3247	Fe2714	K_7664
Line	226.502 {449}	228.616 {447}	267.716 {126}	324.754 {104}	271.441 {124}	766.490 { 44}
IS Ref	(Y_2243)	(Y_2243)	(Y_3600)	(Y_3600)	(Y_3600)	(Y_3710)
Units	ppb	ppb	ppb	ppb	ppb	ppb
Avg	**-.3293**	**25.84**	**98.77**	**169.0**	**65680.**	**4284.**
Stddev	.1579	.13	1.11	.4	219.	37.
%RSD	47.95	.5050	1.128	.2339	.3329	.8685
#1	-.5109	25.91	99.48	168.6	65460.	4243.
#2	-.2523	25.69	99.35	169.4	65900.	4294.
#3	-.2247	25.91	97.49	168.9	65680.	4315.
Check ?	Chk Pass	Chk Pass	Chk Pass	Chk Pass	Chk Pass	Chk Pass
High Limit						
Low Limit						

Elem	Mg2790	Mn2576	Na5895	Ni2316	Pb2203	Sb2068
Line	279.079 {121}	257.610 {131}	589.592 { 57}	231.604 {446}	220.353 {453}	206.833 {463}
IS Ref	(Y_3600)	(Y_3600)	(Y_3710)	(Y_2243)	(Y_2243)	(Y_2243)
Units	ppb	ppb	ppb	ppb	ppb	ppb
Avg	**14350.**	**1090.**	**686.2**	**59.01**	**649.3**	**1.747**
Stddev	48.	3.	3.3	.43	4.9	1.013
%RSD	.3323	.2431	.4820	.7325	.7522	57.99
#1	14330.	1089.	690.1	59.47	654.5	2.530
#2	14410.	1093.	684.6	58.96	648.4	.6029
#3	14320.	1088.	684.1	58.61	644.9	2.108
Check ?	Chk Pass	Chk Pass	Chk Pass	Chk Pass	Chk Pass	Chk Pass
High Limit						
Low Limit						

Sample Name: 460-111734-B-4-B@4 Acquired: 4/12/2016 12:05:34 Type: Unk
Method: sw04052016(v3) Mode: CONC Corr. Factor: 1.000000
User: admin Custom ID1: Custom ID2: Custom ID3:
Comment:

Elem	Se196	Tl1908	V_2924	Zn2062	B_2089	Mo2020
Line	196.090 {472}	190.856 {477}	292.402 {115}	206.200 {463}	208.959 {461}	202.030 {467}
IS Ref	(Y_2243)	(Y_2243)	(Y_3600)	(Y_2243)	(Y_2243)	(Y_2243)
Units	ppb	ppb	ppb	ppb	ppb	ppb
Avg	**1.581**	**.4016**	**102.0**	**525.7**	**7.976**	**4.799**
Stddev	.881	1.126	.5	1.2	.221	.366
%RSD	55.74	280.5	.4497	.2361	2.765	7.622
#1	1.920	.9091	101.5	527.0	7.898	5.091
#2	.5809	1.185	102.2	524.6	8.225	4.389
#3	2.243	-.8892	102.3	525.3	7.805	4.916
Check ?	Chk Pass	Chk Pass	Chk Pass	Chk Pass	Chk Pass	Chk Pass
High Limit						
Low Limit						

Elem	Sn1899	Sr4077	Ti3349	Si2881
Line	189.989 {477}	407.771 { 83}	334.941 {101}	288.158 {117}
IS Ref	(Y_2243)	(Y_3710)	(Y_3600)	(Y_2243)
Units	ppb	ppb	ppb	ppb
Avg	**38.15**	**146.0**	**1871.**	**1184.**
Stddev	.46	.8	4.	28.
%RSD	1.195	.5428	.2152	2.335
#1	38.26	145.2	1867.	1152.
#2	38.55	146.1	1872.	1195.
#3	37.65	146.8	1875.	1204.
Check ?	Chk Pass	Chk Pass	Chk Pass	Chk Pass
High Limit				
Low Limit				

Int. Std.	Y_2243	Y_3600	Y_3710
Line	224.306 {450}	360.073 { 94}	371.030 { 91}
Units	Cts/S	Cts/S	Cts/S
Avg	**2993.9**	**38711.**	**6472.4**
Stddev	18.2	185.	22.4
%RSD	.60737	.47727	.34685
#1	2974.3	38566.	6460.1
#2	2997.3	38649.	6458.8
#3	3010.2	38919.	6498.3

Sample Name: icvl 4079378 Acquired: 4/12/2016 11:37:03 Type: QC
Method: sw04052016(v3) Mode: CONC Corr. Factor: 1.000000
User: admin Custom ID1: Custom ID2: Custom ID3:
Comment:

Elem	Al3961	As1890	Ag3280	Ba2335	Be3130	Ca3181
Line	396.152 { 85}	189.042 {478}	328.068 {103}	233.527 {445}	313.042 {108}	318.128 {106}
IS Ref	(Y_3710)	(Y_2243)	(Y_3600)	(Y_2243)	(Y_3710)	(Y_3600)
Units	ppb	ppb	ppb	ppb	ppb	ppb
Avg	**202.1**	**14.81**	**9.715**	**210.4**	**2.012**	**5147.**
Stddev	9.2	1.79	.348	.9	.197	36.
%RSD	4.527	12.07	3.579	.4239	9.768	.7046
#1	211.0	12.97	9.325	209.6	2.142	5106.
#2	192.7	14.92	9.994	211.4	2.108	5173.
#3	202.7	16.54	9.825	210.2	1.786	5162.
Check ?	Chk Pass	Chk Pass	Chk Pass	Chk Pass	Chk Pass	Chk Pass
Value						
Range						

Elem	Cd2265	Co2286	Cr2677	Cu3247	Fe2714	K_7664
Line	226.502 {449}	228.616 {447}	267.716 {126}	324.754 {104}	271.441 {124}	766.490 { 44}
IS Ref	(Y_2243)	(Y_2243)	(Y_3600)	(Y_3600)	(Y_3600)	(Y_3710)
Units	ppb	ppb	ppb	ppb	ppb	ppb
Avg	**4.167**	**53.11**	**10.94**	**24.84**	**144.7**	**4863.**
Stddev	.130	.50	.16	.29	8.3	22.
%RSD	3.108	.9375	1.421	1.168	5.746	.4467
#1	4.295	52.54	10.97	24.93	148.0	4879.
#2	4.172	53.37	10.77	24.51	150.9	4839.
#3	4.036	53.42	11.08	25.06	135.3	4872.
Check ?	Chk Pass	Chk Pass	Chk Pass	Chk Pass	Chk Pass	Chk Pass
Value						
Range						

Elem	Mg2790	Mn2576	Na5895	Ni2316	Pb2203	Sb2068
Line	279.079 {121}	257.610 {131}	589.592 { 57}	231.604 {446}	220.353 {453}	206.833 {463}
IS Ref	(Y_3600)	(Y_3600)	(Y_3710)	(Y_2243)	(Y_2243)	(Y_2243)
Units	ppb	ppb	ppb	ppb	ppb	ppb
Avg	**5012.**	**16.29**	**4995.**	**43.30**	**11.67**	**20.72**
Stddev	13.	.14	7.	.21	1.92	.57
%RSD	.2664	.8369	.1386	.4850	16.47	2.750
#1	5000.	16.15	4993.	43.10	13.88	21.32
#2	5026.	16.31	5002.	43.52	10.78	20.18
#3	5010.	16.42	4989.	43.29	10.36	20.65
Check ?	Chk Pass	Chk Pass	Chk Pass	Chk Pass	Chk Pass	Chk Pass
Value						
Range						

Sample Name: icvl 4079378 Acquired: 4/12/2016 11:37:03 Type: QC
Method: sw04052016(v3) Mode: CONC Corr. Factor: 1.000000
User: admin Custom ID1: Custom ID2: Custom ID3:
Comment:

Elem	Se196	Tl1908	V_2924	Zn2062	B_2089	Mo2020
Line	196.090 {472}	190.856 {477}	292.402 {115}	206.200 {463}	208.959 {461}	202.030 {467}
IS Ref	(Y_2243)	(Y_2243)	(Y_3600)	(Y_2243)	(Y_2243)	(Y_2243)
Units	ppb	ppb	ppb	ppb	ppb	ppb
Avg	**19.58**	**22.58**	**51.64**	**31.97**	**51.63**	**20.46**
Stddev	.41	.72	.40	.26	.57	.28
%RSD	2.092	3.171	.7749	.8159	1.100	1.373
#1	19.63	22.68	51.93	31.68	52.07	20.47
#2	19.97	21.81	51.80	32.04	51.82	20.18
#3	19.15	23.23	51.18	32.18	50.99	20.74
Check ?	Chk Pass	Chk Pass	Chk Pass	Chk Pass	Chk Pass	Chk Pass
Value						
Range						

Elem	Sn1899	Sr4077	Ti3349	Si2881
Line	189.989 {477}	407.771 { 83}	334.941 {101}	288.158 {117}
IS Ref	(Y_2243)	(Y_3710)	(Y_3600)	(Y_2243)
Units	ppb	ppb	ppb	ppb
Avg	**51.37**	**20.86**	**21.15**	F **28.28**
Stddev	.95	.17	.15	9.22
%RSD	1.842	.7912	.7275	32.60
#1	51.43	20.99	21.05	17.87
#2	50.40	20.90	21.06	31.55
#3	52.29	20.67	21.32	35.42
Check ?	Chk Pass	Chk Pass	Chk Pass	Chk Fail
Value				200.0
Range				-30.50%

Int. Std.	Y_2243	Y_3600	Y_3710
Line	224.306 {450}	360.073 { 94}	371.030 { 91}
Units	Cts/S	Cts/S	Cts/S
Avg	**2875.3**	**36952.**	**6042.6**
Stddev	8.9	170.	75.8
%RSD	.30949	.46037	1.2552
#1	2885.5	37135.	5957.2
#2	2868.7	36923.	6068.8
#3	2871.8	36799.	6102.0

Sample Name: 460-111614-A-2-B@4 Acquired: 4/12/2016 12:09:29 Type: Unk
Method: sw04052016(v3) Mode: CONC Corr. Factor: 1.000000
User: admin Custom ID1: Custom ID2: Custom ID3:
Comment:

Elem	Al3961	As1890	Ag3280	Ba2335	Be3130	Ca3181
Line	396.152 { 85}	189.042 {478}	328.068 {103}	233.527 {445}	313.042 {108}	318.128 {106}
IS Ref	(Y_3710)	(Y_2243)	(Y_3600)	(Y_2243)	(Y_3710)	(Y_3600)
Units	ppb	ppb	ppb	ppb	ppb	ppb
Avg	**59100.**	**30.08**	**1.513**	**136.1**	**2.744**	**2900.**
Stddev	100.	2.00	.145	.3	.014	4.
%RSD	.1692	6.646	9.596	.2203	.5058	.1460
#1	59080.	28.82	1.390	135.8	2.748	2896.
#2	59000.	29.04	1.476	136.4	2.729	2900.
#3	59200.	32.39	1.673	136.1	2.755	2904.
Check ?	Chk Pass	Chk Pass	Chk Pass	Chk Pass	Chk Pass	Chk Pass
High Limit						
Low Limit						

Elem	Cd2265	Co2286	Cr2677	Cu3247	Fe2714	K_7664
Line	226.502 {449}	228.616 {447}	267.716 {126}	324.754 {104}	271.441 {124}	766.490 { 44}
IS Ref	(Y_2243)	(Y_2243)	(Y_3600)	(Y_3600)	(Y_3600)	(Y_3710)
Units	ppb	ppb	ppb	ppb	ppb	ppb
Avg	**-2.130**	**27.26**	**135.6**	**49.62**	**126600.**	**5561.**
Stddev	.198	.31	.5	.20	170.	25.
%RSD	9.289	1.153	.3337	.4057	.1341	.4492
#1	-1.924	27.41	136.1	49.74	126600.	5565.
#2	-2.319	26.89	135.2	49.72	126700.	5584.
#3	-2.146	27.46	135.7	49.38	126400.	5534.
Check ?	Chk Pass	Chk Pass	Chk Pass	Chk Pass	Chk Pass	Chk Pass
High Limit						
Low Limit						

Elem	Mg2790	Mn2576	Na5895	Ni2316	Pb2203	Sb2068
Line	279.079 {121}	257.610 {131}	589.592 { 57}	231.604 {446}	220.353 {453}	206.833 {463}
IS Ref	(Y_3600)	(Y_3600)	(Y_3710)	(Y_2243)	(Y_2243)	(Y_2243)
Units	ppb	ppb	ppb	ppb	ppb	ppb
Avg	**8197.**	**1456.**	**49.90**	**54.33**	**132.2**	**1.364**
Stddev	17.	3.	3.73	.32	.7	1.043
%RSD	.2081	.2367	7.477	.5938	.5330	76.44
#1	8178.	1453.	53.18	54.66	131.9	.6335
#2	8205.	1460.	45.84	54.29	133.0	.9005
#3	8209.	1456.	50.69	54.02	131.6	2.558
Check ?	Chk Pass	Chk Pass	Chk Pass	Chk Pass	Chk Pass	Chk Pass
High Limit						
Low Limit						

Sample Name: 460-111614-A-2-B@4 Acquired: 4/12/2016 12:09:29 Type: Unk
Method: sw04052016(v3) Mode: CONC Corr. Factor: 1.000000
User: admin Custom ID1: Custom ID2: Custom ID3:
Comment:

Elem	Se196	Tl1908	V_2924	Zn2062	B_2089	Mo2020
Line	196.090 {472}	190.856 {477}	292.402 {115}	206.200 {463}	208.959 {461}	202.030 {467}
IS Ref	(Y_2243)	(Y_2243)	(Y_3600)	(Y_2243)	(Y_2243)	(Y_2243)
Units	ppb	ppb	ppb	ppb	ppb	ppb
Avg	**2.137**	**-.5753**	**135.6**	**172.8**	**24.58**	**2.761**
Stddev	.980	1.448	.3	.3	.61	.172
%RSD	45.85	251.7	.2194	.1822	2.474	6.246
#1	3.027	-1.877	135.7	173.1	24.20	2.852
#2	2.298	.9847	135.2	172.5	24.26	2.562
#3	1.087	-.8340	135.8	172.7	25.29	2.869
Check ?	Chk Pass	Chk Pass	Chk Pass	Chk Pass	Chk Pass	Chk Pass
High Limit						
Low Limit						

Elem	Sn1899	Sr4077	Ti3349	Si2881
Line	189.989 {477}	407.771 { 83}	334.941 {101}	288.158 {117}
IS Ref	(Y_2243)	(Y_3710)	(Y_3600)	(Y_2243)
Units	ppb	ppb	ppb	ppb
Avg	**2.375**	**18.32**	**470.3**	**1341.**
Stddev	.498	.09	.6	12.
%RSD	20.96	.4649	.1213	.9245
#1	2.674	18.38	470.5	1334.
#2	2.650	18.35	469.7	1356.
#3	1.800	18.22	470.8	1334.
Check ?	Chk Pass	Chk Pass	Chk Pass	Chk Pass
High Limit				
Low Limit				

Int. Std.	Y_2243	Y_3600	Y_3710
Line	224.306 {450}	360.073 { 94}	371.030 { 91}
Units	Cts/S	Cts/S	Cts/S
Avg	**3026.2**	**39380.**	**6548.6**
Stddev	7.8	149.	23.9
%RSD	.25720	.37845	.36524
#1	3017.5	39360.	6531.8
#2	3028.8	39241.	6538.1
#3	3032.4	39537.	6576.0

Sample Name: CCV Acquired: 4/12/2016 12:21:12 Type: QC
Method: sw04052016(v3) Mode: CONC Corr. Factor: 1.000000
User: admin Custom ID1: Custom ID2: Custom ID3:
Comment:

Elem	Al3961	As1890	Ag3280	Ba2335	Be3130	Ca3181
Line	396.152 { 85}	189.042 {478}	328.068 {103}	233.527 {445}	313.042 {108}	318.128 {106}
IS Ref	(Y_3710)	(Y_2243)	(Y_3600)	(Y_2243)	(Y_3710)	(Y_3600)
Units	ppb	ppb	ppb	ppb	ppb	ppb
Avg	**125100.**	**2433.**	**1238.**	**9856.**	**1006.**	**123300.**
Stddev	500.	16.	11.	76.	2.	758.
%RSD	.4001	.6459	.8783	.7750	.1736	.6152
#1	125400.	2439.	1248.	9917.	1007.	123800.
#2	124500.	2444.	1238.	9881.	1004.	123600.
#3	125400.	2415.	1226.	9770.	1007.	122400.
Check ?	Chk Pass	Chk Pass	Chk Pass	Chk Pass	Chk Pass	Chk Pass
Value						
Range						

Elem	Cd2265	Co2286	Cr2677	Cu3247	Fe2714	K_7664
Line	226.502 {449}	228.616 {447}	267.716 {126}	324.754 {104}	271.441 {124}	766.490 { 44}
IS Ref	(Y_2243)	(Y_2243)	(Y_3600)	(Y_3600)	(Y_3600)	(Y_3710)
Units	ppb	ppb	ppb	ppb	ppb	ppb
Avg	**1237.**	**2477.**	**4926.**	**12370.**	**101500.**	**49410.**
Stddev	9.	17.	37.	93.	625.	50.
%RSD	.7055	.6780	.7445	.7547	.6155	.1011
#1	1243.	2489.	4954.	12450.	102100.	49430.
#2	1241.	2483.	4940.	12390.	101600.	49350.
#3	1227.	2457.	4884.	12260.	100800.	49450.
Check ?	Chk Pass	Chk Pass	Chk Pass	Chk Pass	Chk Pass	Chk Pass
Value						
Range						

Elem	Mg2790	Mn2576	Na5895	Ni2316	Pb2203	Sb2068
Line	279.079 {121}	257.610 {131}	589.592 { 57}	231.604 {446}	220.353 {453}	206.833 {463}
IS Ref	(Y_3600)	(Y_3600)	(Y_3710)	(Y_2243)	(Y_2243)	(Y_2243)
Units	ppb	ppb	ppb	ppb	ppb	ppb
Avg	**122200.**	**5016.**	**122800.**	**2460.**	**7261.**	**978.8**
Stddev	849.	29.	294.	21.	60.	4.3
%RSD	.6952	.5777	.2390	.8675	.8294	.4407
#1	122800.	5040.	123100.	2477.	7307.	981.2
#2	122400.	5024.	122700.	2466.	7283.	981.5
#3	121200.	4984.	122500.	2436.	7193.	973.9
Check ?	Chk Pass	Chk Pass	Chk Pass	Chk Pass	Chk Pass	Chk Pass
Value						
Range						

Sample Name: CCV Acquired: 4/12/2016 12:21:12 Type: QC
Method: sw04052016(v3) Mode: CONC Corr. Factor: 1.000000
User: admin Custom ID1: Custom ID2: Custom ID3:
Comment:

Elem	Se196	Tl1908	V_2924	Zn2062	B_2089	Mo2020
Line	196.090 {472}	190.856 {477}	292.402 {115}	206.200 {463}	208.959 {461}	202.030 {467}
IS Ref	(Y_2243)	(Y_2243)	(Y_3600)	(Y_2243)	(Y_2243)	(Y_2243)
Units	ppb	ppb	ppb	ppb	ppb	ppb
Avg	**2438.**	**2514.**	**2482.**	**2507.**	**968.0**	**2456.**
Stddev	26.	17.	14.	13.	8.0	18.
%RSD	1.084	.6872	.5621	.5293	.8293	.7504
#1	2444.	2530.	2491.	2515.	974.6	2470.
#2	2462.	2518.	2488.	2514.	970.4	2464.
#3	2409.	2496.	2466.	2492.	959.1	2435.
Check ?	Chk Pass	Chk Pass	Chk Pass	Chk Pass	Chk Pass	Chk Pass
Value						
Range						

Elem	Sn1899	Sr4077	Ti3349	Si2881
Line	189.989 {477}	407.771 { 83}	334.941 {101}	288.158 {117}
IS Ref	(Y_2243)	(Y_3710)	(Y_3600)	(Y_2243)
Units	ppb	ppb	ppb	ppb
Avg	**983.0**	**5046.**	**9996.**	**9727.**
Stddev	10.3	7.	89.	48.
%RSD	1.046	.1382	.8887	.4946
#1	990.8	5052.	10040.	9751.
#2	986.9	5038.	10060.	9759.
#3	971.4	5047.	9894.	9672.
Check ?	Chk Pass	Chk Pass	Chk Pass	None
Value				
Range				

Int. Std.	Y_2243	Y_3600	Y_3710
Line	224.306 {450}	360.073 { 94}	371.030 { 91}
Units	Cts/S	Cts/S	Cts/S
Avg	**2838.0**	**36865.**	**6251.9**
Stddev	16.4	129.	20.7
%RSD	.57778	.34856	.33157
#1	2826.2	36718.	6271.4
#2	2831.1	36918.	6254.2
#3	2856.8	36958.	6230.1

Sample Name: CCVL Acquired: 4/12/2016 12:29:11 Type: QC
Method: sw04052016(v3) Mode: CONC Corr. Factor: 1.000000
User: admin Custom ID1: Custom ID2: Custom ID3:
Comment:

Elem	Al3961	As1890	Ag3280	Ba2335	Be3130	Ca3181
Line	396.152 { 85}	189.042 {478}	328.068 {103}	233.527 {445}	313.042 {108}	318.128 {106}
IS Ref	(Y_3710)	(Y_2243)	(Y_3600)	(Y_2243)	(Y_3710)	(Y_3600)
Units	ppb	ppb	ppb	ppb	ppb	ppb
Avg	**207.8**	**15.45**	**9.691**	**201.6**	**1.977**	**4989.**
Stddev	17.6	1.01	.372	1.6	.107	47.
%RSD	8.478	6.560	3.838	.7830	5.409	.9357
#1	208.3	15.19	9.346	202.3	2.007	5007.
#2	190.0	14.59	10.08	202.8	2.066	5023.
#3	225.2	16.57	9.643	199.8	1.858	4936.
Check ?	Chk Pass	Chk Pass	Chk Pass	Chk Pass	Chk Pass	Chk Pass
Value						
Range						

Elem	Cd2265	Co2286	Cr2677	Cu3247	Fe2714	K_7664
Line	226.502 {449}	228.616 {447}	267.716 {126}	324.754 {104}	271.441 {124}	766.490 { 44}
IS Ref	(Y_2243)	(Y_2243)	(Y_3600)	(Y_3600)	(Y_3600)	(Y_3710)
Units	ppb	ppb	ppb	ppb	ppb	ppb
Avg	**4.122**	**51.27**	**10.35**	**24.21**	**160.0**	**4823.**
Stddev	.109	.52	.62	.36	5.7	49.
%RSD	2.655	1.020	5.983	1.480	3.589	1.010
#1	4.201	51.41	11.05	24.53	166.4	4866.
#2	4.168	51.71	10.17	24.28	155.2	4832.
#3	3.997	50.69	9.852	23.82	158.5	4770.
Check ?	Chk Pass	Chk Pass	Chk Pass	Chk Pass	Chk Pass	Chk Pass
Value						
Range						

Elem	Mg2790	Mn2576	Na5895	Ni2316	Pb2203	Sb2068
Line	279.079 {121}	257.610 {131}	589.592 { 57}	231.604 {446}	220.353 {453}	206.833 {463}
IS Ref	(Y_3600)	(Y_3600)	(Y_3710)	(Y_2243)	(Y_2243)	(Y_2243)
Units	ppb	ppb	ppb	ppb	ppb	ppb
Avg	**4797.**	**15.78**	**4800.**	**42.05**	**9.211**	**19.66**
Stddev	39.	.14	35.	.72	1.057	.56
%RSD	.8088	.8755	.7216	1.705	11.47	2.840
#1	4808.	15.93	4836.	42.65	10.43	19.97
#2	4830.	15.74	4797.	42.25	8.617	19.98
#3	4754.	15.67	4767.	41.26	8.584	19.01
Check ?	Chk Pass	Chk Pass	Chk Pass	Chk Pass	Chk Pass	Chk Pass
Value						
Range						

Sample Name: CCVL Acquired: 4/12/2016 12:29:11 Type: QC
Method: sw04052016(v3) Mode: CONC Corr. Factor: 1.000000
User: admin Custom ID1: Custom ID2: Custom ID3:
Comment:

Elem	Se196	Tl1908	V_2924	Zn2062	B_2089	Mo2020
Line	196.090 {472}	190.856 {477}	292.402 {115}	206.200 {463}	208.959 {461}	202.030 {467}
IS Ref	(Y_2243)	(Y_2243)	(Y_3600)	(Y_2243)	(Y_2243)	(Y_2243)
Units	ppb	ppb	ppb	ppb	ppb	ppb
Avg	**19.66**	**22.77**	**49.97**	**31.64**	**48.18**	**19.31**
Stddev	.82	.48	.71	.23	.81	.22
%RSD	4.160	2.122	1.411	.7220	1.682	1.138
#1	19.43	23.31	50.15	31.80	48.17	19.45
#2	18.98	22.59	50.57	31.74	49.00	19.42
#3	20.56	22.40	49.20	31.38	47.38	19.06
Check ?	Chk Pass	Chk Pass	Chk Pass	Chk Pass	Chk Pass	Chk Pass
Value						
Range						

Elem	Sn1899	Sr4077	Ti3349	Si2881
Line	189.989 {477}	407.771 { 83}	334.941 {101}	288.158 {117}
IS Ref	(Y_2243)	(Y_3710)	(Y_3600)	(Y_2243)
Units	ppb	ppb	ppb	ppb
Avg	**50.04**	**20.61**	**20.56**	F **9.172**
Stddev	.71	.11	.20	7.369
%RSD	1.415	.5362	.9955	80.34
#1	50.33	20.73	20.54	.8390
#2	50.56	20.56	20.77	14.83
#3	49.23	20.53	20.36	11.85
Check ?	Chk Pass	Chk Pass	Chk Pass	Chk Fail
Value				200.0
Range				-30.50%

Int. Std.	Y_2243	Y_3600	Y_3710
Line	224.306 {450}	360.073 { 94}	371.030 { 91}
Units	Cts/S	Cts/S	Cts/S
Avg	**2989.9**	**38251.**	**6176.5**
Stddev	21.6	338.	72.5
%RSD	.72171	.88369	1.1743
#1	2971.6	38040.	6093.0
#2	2984.3	38072.	6212.9
#3	3013.7	38641.	6223.6

Sample Name: 460-111840-B-11-C@4 Acquired: 4/12/2016 12:33:15 Type: Unk
Method: sw04052016(v3) Mode: CONC Corr. Factor: 1.000000
User: admin Custom ID1: Custom ID2: Custom ID3:
Comment:

Elem	Al3961	As1890	Ag3280	Ba2335	Be3130	Ca3181
Line	396.152 { 85}	189.042 {478}	328.068 {103}	233.527 {445}	313.042 {108}	318.128 {106}
IS Ref	(Y_3710)	(Y_2243)	(Y_3600)	(Y_2243)	(Y_3710)	(Y_3600)
Units	ppb	ppb	ppb	ppb	ppb	ppb
Avg	**54400.**	**53.22**	**1.609**	**330.6**	**2.813**	**159900.**
Stddev	79.	1.94	.483	.6	.033	238.
%RSD	.1447	3.652	30.00	.1772	1.186	.1486
#1	54320.	52.13	1.684	330.6	2.829	160200.
#2	54480.	52.08	2.050	331.2	2.835	159800.
#3	54390.	55.47	1.093	330.1	2.774	159800.
Check ?	Chk Pass	Chk Pass	Chk Pass	Chk Pass	Chk Pass	Chk Pass
High Limit						
Low Limit						

Elem	Cd2265	Co2286	Cr2677	Cu3247	Fe2714	K_7664
Line	226.502 {449}	228.616 {447}	267.716 {126}	324.754 {104}	271.441 {124}	766.490 { 44}
IS Ref	(Y_2243)	(Y_2243)	(Y_3600)	(Y_3600)	(Y_3600)	(Y_3710)
Units	ppb	ppb	ppb	ppb	ppb	ppb
Avg	**.0970**	**27.77**	**222.8**	**533.0**	**94680.**	**6282.**
Stddev	.0954	.18	1.4	2.1	76.	15.
%RSD	98.39	.6366	.6333	.3997	.0799	.2353
#1	.0719	27.68	223.7	535.5	94760.	6289.
#2	.2024	27.65	223.5	531.8	94630.	6293.
#3	.0166	27.97	221.2	531.7	94630.	6265.
Check ?	Chk Pass	Chk Pass	Chk Pass	Chk Pass	Chk Pass	Chk Pass
High Limit						
Low Limit						

Elem	Mg2790	Mn2576	Na5895	Ni2316	Pb2203	Sb2068
Line	279.079 {121}	257.610 {131}	589.592 { 57}	231.604 {446}	220.353 {453}	206.833 {463}
IS Ref	(Y_3600)	(Y_3600)	(Y_3710)	(Y_2243)	(Y_2243)	(Y_2243)
Units	ppb	ppb	ppb	ppb	ppb	ppb
Avg	**15320.**	**773.4**	**4681.**	**99.36**	**398.3**	**3.424**
Stddev	40.	1.0	10.	1.36	2.5	.920
%RSD	.2641	.1315	.2044	1.370	.6246	26.86
#1	15350.	774.5	4673.	98.19	396.1	4.456
#2	15330.	772.6	4692.	100.9	401.0	3.125
#3	15270.	773.1	4679.	99.05	397.7	2.691
Check ?	Chk Pass	Chk Pass	Chk Pass	Chk Pass	Chk Pass	Chk Pass
High Limit						
Low Limit						

Sample Name: 460-111840-B-11-C@4 Acquired: 4/12/2016 12:33:15 Type: Unk
Method: sw04052016(v3) Mode: CONC Corr. Factor: 1.000000
User: admin Custom ID1: Custom ID2: Custom ID3:
Comment:

Elem	Se196	Tl1908	V_2924	Zn2062	B_2089	Mo2020
Line	196.090 {472}	190.856 {477}	292.402 {115}	206.200 {463}	208.959 {461}	202.030 {467}
IS Ref	(Y_2243)	(Y_2243)	(Y_3600)	(Y_2243)	(Y_2243)	(Y_2243)
Units	ppb	ppb	ppb	ppb	ppb	ppb
Avg	**2.090**	**-.5867**	**220.4**	**871.8**	**69.82**	**8.940**
Stddev	1.156	1.973	.6	1.9	.94	.392
%RSD	55.32	336.3	.2843	.2196	1.346	4.386
#1	3.278	-2.760	220.0	870.0	69.13	8.490
#2	.9686	1.092	220.0	873.8	69.43	9.203
#3	2.023	-.0929	221.1	871.7	70.89	9.128
Check ?	Chk Pass	Chk Pass	Chk Pass	Chk Pass	Chk Pass	Chk Pass
High Limit						
Low Limit						

Elem	Sn1899	Sr4077	Ti3349	Si2881
Line	189.989 {477}	407.771 { 83}	334.941 {101}	288.158 {117}
IS Ref	(Y_2243)	(Y_3710)	(Y_3600)	(Y_2243)
Units	ppb	ppb	ppb	ppb
Avg	**50.42**	**531.0**	**1690.**	**1718.**
Stddev	.48	1.0	4.	16.
%RSD	.9567	.1939	.2148	.9189
#1	50.74	530.0	1694.	1726.
#2	49.86	532.0	1690.	1700.
#3	50.65	531.0	1687.	1729.
Check ?	Chk Pass	Chk Pass	Chk Pass	Chk Pass
High Limit				
Low Limit				

Int. Std.	Y_2243	Y_3600	Y_3710
Line	224.306 {450}	360.073 { 94}	371.030 { 91}
Units	Cts/S	Cts/S	Cts/S
Avg	**3024.5**	**39172.**	**6643.2**
Stddev	8.7	222.	79.5
%RSD	.28746	.56596	1.1969
#1	3015.9	38926.	6566.1
#2	3024.2	39357.	6638.6
#3	3033.3	39233.	6724.9

Sample Name: 460-111841-A-4-B@4 Acquired: 4/12/2016 12:41:09 Type: Unk
Method: sw04052016(v3) Mode: CONC Corr. Factor: 1.000000
User: admin Custom ID1: Custom ID2: Custom ID3:
Comment:

Elem	Al3961	As1890	Ag3280	Ba2335	Be3130	Ca3181
Line	396.152 { 85}	189.042 {478}	328.068 {103}	233.527 {445}	313.042 {108}	318.128 {106}
IS Ref	(Y_3710)	(Y_2243)	(Y_3600)	(Y_2243)	(Y_3710)	(Y_3600)
Units	ppb	ppb	ppb	ppb	ppb	ppb
Avg	**13710.**	**5.724**	**.5137**	**132.5**	**.8207**	**51880.**
Stddev	23.	1.011	.3590	.3	.0564	123.
%RSD	.1707	17.66	69.89	.2354	6.867	.2377
#1	13690.	4.623	.3935	132.7	.8725	51940.
#2	13740.	5.936	.9174	132.7	.8289	51960.
#3	13710.	6.611	.2302	132.2	.7607	51740.
Check ?	Chk Pass	Chk Pass	Chk Pass	Chk Pass	Chk Pass	Chk Pass
High Limit						
Low Limit						

Elem	Cd2265	Co2286	Cr2677	Cu3247	Fe2714	K_7664
Line	226.502 {449}	228.616 {447}	267.716 {126}	324.754 {104}	271.441 {124}	766.490 { 44}
IS Ref	(Y_2243)	(Y_2243)	(Y_3600)	(Y_3600)	(Y_3600)	(Y_3710)
Units	ppb	ppb	ppb	ppb	ppb	ppb
Avg	**-.3211**	**8.824**	**28.21**	**41.21**	**25390.**	**3264.**
Stddev	.0576	.093	.63	.36	39.	20.
%RSD	17.93	1.051	2.238	.8769	.1521	.6143
#1	-.3756	8.795	27.75	41.41	25410.	3248.
#2	-.2609	8.928	27.95	41.44	25420.	3258.
#3	-.3266	8.750	28.93	40.80	25350.	3286.
Check ?	Chk Pass	Chk Pass	Chk Pass	Chk Pass	Chk Pass	Chk Pass
High Limit						
Low Limit						

Elem	Mg2790	Mn2576	Na5895	Ni2316	Pb2203	Sb2068
Line	279.079 {121}	257.610 {131}	589.592 { 57}	231.604 {446}	220.353 {453}	206.833 {463}
IS Ref	(Y_3600)	(Y_3600)	(Y_3710)	(Y_2243)	(Y_2243)	(Y_2243)
Units	ppb	ppb	ppb	ppb	ppb	ppb
Avg	**7136.**	**648.7**	**4415.**	**21.38**	**19.08**	**-.2149**
Stddev	15.	.3	4.	.56	.64	1.237
%RSD	.2077	.0535	.0922	2.604	3.333	575.9
#1	7126.	648.6	4410.	22.02	18.44	.8512
#2	7153.	649.0	4416.	21.14	19.08	-1.572
#3	7130.	648.3	4418.	20.99	19.71	.0761
Check ?	Chk Pass	Chk Pass	Chk Pass	Chk Pass	Chk Pass	Chk Pass
High Limit						
Low Limit						

Sample Name: 460-111841-A-4-B@4 Acquired: 4/12/2016 12:41:09 Type: Unk
Method: sw04052016(v3) Mode: CONC Corr. Factor: 1.000000
User: admin Custom ID1: Custom ID2: Custom ID3:
Comment:

Elem	Se196	Tl1908	V_2924	Zn2062	B_2089	Mo2020
Line	196.090 {472}	190.856 {477}	292.402 {115}	206.200 {463}	208.959 {461}	202.030 {467}
IS Ref	(Y_2243)	(Y_2243)	(Y_3600)	(Y_2243)	(Y_2243)	(Y_2243)
Units	ppb	ppb	ppb	ppb	ppb	ppb
Avg	**-.3904**	**.1638**	**24.62**	**142.8**	**18.53**	**1.373**
Stddev	1.909	.9118	.08	1.0	.39	.032
%RSD	489.0	556.5	.3441	.6952	2.113	2.358
#1	1.712	.8115	24.58	143.6	18.34	1.396
#2	-2.017	-.8789	24.57	143.2	18.98	1.336
#3	-.8661	.5589	24.72	141.7	18.26	1.387
Check ?	Chk Pass	Chk Pass	Chk Pass	Chk Pass	Chk Pass	Chk Pass
High Limit						
Low Limit						

Elem	Sn1899	Sr4077	Ti3349	Si2881
Line	189.989 {477}	407.771 { 83}	334.941 {101}	288.158 {117}
IS Ref	(Y_2243)	(Y_3710)	(Y_3600)	(Y_2243)
Units	ppb	ppb	ppb	ppb
Avg	**5.831**	**280.3**	**450.4**	**1739.**
Stddev	1.085	.7	.3	9.
%RSD	18.60	.2319	.0724	.5430
#1	7.056	279.7	450.5	1740.
#2	5.445	281.0	450.8	1748.
#3	4.992	280.2	450.1	1729.
Check ?	Chk Pass	Chk Pass	Chk Pass	Chk Pass
High Limit				
Low Limit				

Int. Std.	Y_2243	Y_3600	Y_3710
Line	224.306 {450}	360.073 { 94}	371.030 { 91}
Units	Cts/S	Cts/S	Cts/S
Avg	**2960.8**	**38375.**	**6317.6**
Stddev	9.7	178.	54.7
%RSD	.32835	.46348	.86638
#1	2950.9	38213.	6278.9
#2	2961.2	38347.	6293.6
#3	2970.3	38565.	6380.2

Sample Name: 460-111841-B-10-C@4 Acquired: 4/12/2016 12:49:08 Type: Unk
Method: sw04052016(v3) Mode: CONC Corr. Factor: 1.000000
User: admin Custom ID1: Custom ID2: Custom ID3:
Comment:

Elem	Al3961	As1890	Ag3280	Ba2335	Be3130	Ca3181
Line	396.152 { 85}	189.042 {478}	328.068 {103}	233.527 {445}	313.042 {108}	318.128 {106}
IS Ref	(Y_3710)	(Y_2243)	(Y_3600)	(Y_2243)	(Y_3710)	(Y_3600)
Units	ppb	ppb	ppb	ppb	ppb	ppb
Avg	**25010.**	**9.677**	**.6077**	**247.2**	**1.389**	**94900.**
Stddev	346.	1.900	.3367	.5	.015	237.
%RSD	1.383	19.63	55.40	.1946	1.056	.2502
#1	24690.	10.78	.6853	246.6	1.399	94960.
#2	24950.	10.76	.2390	247.6	1.397	94640.
#3	25380.	7.483	.8988	247.3	1.373	95110.
Check ?	Chk Pass	Chk Pass	Chk Pass	Chk Pass	Chk Pass	Chk Pass
High Limit						
Low Limit						

Elem	Cd2265	Co2286	Cr2677	Cu3247	Fe2714	K_7664
Line	226.502 {449}	228.616 {447}	267.716 {126}	324.754 {104}	271.441 {124}	766.490 { 44}
IS Ref	(Y_2243)	(Y_2243)	(Y_3600)	(Y_3600)	(Y_3600)	(Y_3710)
Units	ppb	ppb	ppb	ppb	ppb	ppb
Avg	**-.7703**	**16.97**	**53.91**	**47.53**	**46350.**	**4580.**
Stddev	.1367	.14	.57	.17	73.	33.
%RSD	17.74	.8081	1.062	.3509	.1580	.7141
#1	-.9277	17.11	54.13	47.37	46400.	4543.
#2	-.6819	16.83	53.25	47.70	46390.	4593.
#3	-.7012	16.96	54.33	47.52	46270.	4605.
Check ?	Chk Pass	Chk Pass	Chk Pass	Chk Pass	Chk Pass	Chk Pass
High Limit						
Low Limit						

Elem	Mg2790	Mn2576	Na5895	Ni2316	Pb2203	Sb2068
Line	279.079 {121}	257.610 {131}	589.592 { 57}	231.604 {446}	220.353 {453}	206.833 {463}
IS Ref	(Y_3600)	(Y_3600)	(Y_3710)	(Y_2243)	(Y_2243)	(Y_2243)
Units	ppb	ppb	ppb	ppb	ppb	ppb
Avg	**16800.**	**1565.**	**2591.**	**42.25**	**16.14**	**-.1836**
Stddev	37.	5.	17.	.29	1.02	.7979
%RSD	.2220	.3446	.6679	.6960	6.296	434.7
#1	16790.	1560.	2571.	41.95	17.31	-.9215
#2	16760.	1564.	2602.	42.54	15.61	.6632
#3	16830.	1571.	2599.	42.25	15.50	-.2924
Check ?	Chk Pass	Chk Pass	Chk Pass	Chk Pass	Chk Pass	Chk Pass
High Limit						
Low Limit						

Sample Name: 460-111841-B-10-C@4 Acquired: 4/12/2016 12:49:08 Type: Unk
Method: sw04052016(v3) Mode: CONC Corr. Factor: 1.000000
User: admin Custom ID1: Custom ID2: Custom ID3:
Comment:

Elem	Se196	Tl1908	V_2924	Zn2062	B_2089	Mo2020
Line	196.090 {472}	190.856 {477}	292.402 {115}	206.200 {463}	208.959 {461}	202.030 {467}
IS Ref	(Y_2243)	(Y_2243)	(Y_3600)	(Y_2243)	(Y_2243)	(Y_2243)
Units	ppb	ppb	ppb	ppb	ppb	ppb
Avg	**-.4493**	**-.0278**	**45.57**	**216.5**	**35.92**	**.5509**
Stddev	1.734	1.007	.26	1.4	.27	.2142
%RSD	385.8	3619.	.5656	.6490	.7470	38.88
#1	.1564	-.9741	45.54	215.0	36.19	.3046
#2	-2.404	1.031	45.84	217.7	35.92	.6545
#3	.9001	-.1404	45.33	216.9	35.66	.6937
Check ?	Chk Pass	Chk Pass	Chk Pass	Chk Pass	Chk Pass	Chk Pass
High Limit						
Low Limit						

Elem	Sn1899	Sr4077	Ti3349	Si2881
Line	189.989 {477}	407.771 { 83}	334.941 {101}	288.158 {117}
IS Ref	(Y_2243)	(Y_3710)	(Y_3600)	(Y_2243)
Units	ppb	ppb	ppb	ppb
Avg	**2.699**	**431.3**	**797.6**	**1856.**
Stddev	.384	4.6	5.1	38.
%RSD	14.22	1.056	.6397	2.051
#1	2.806	426.7	791.9	1813.
#2	3.019	431.4	798.8	1868.
#3	2.273	435.8	801.9	1887.
Check ?	Chk Pass	Chk Pass	Chk Pass	Chk Pass
High Limit				
Low Limit				

Int. Std.	Y_2243	Y_3600	Y_3710
Line	224.306 {450}	360.073 { 94}	371.030 { 91}
Units	Cts/S	Cts/S	Cts/S
Avg	**2949.0**	**37898.**	**6267.0**
Stddev	18.0	258.	39.4
%RSD	.61109	.68088	.62798
#1	2930.4	37613.	6221.6
#2	2950.2	37966.	6292.2
#3	2966.4	38116.	6287.1

Sample Name: icsa 4305090 Acquired: 4/12/2016 11:41:05 Type: QC
Method: sw04052016(v3) Mode: CONC Corr. Factor: 1.000000
User: admin Custom ID1: Custom ID2: Custom ID3:
Comment:

Elem	Al3961	As1890	Ag3280	Ba2335	Be3130	Ca3181
Line	396.152 { 85}	189.042 {478}	328.068 {103}	233.527 {445}	313.042 {108}	318.128 {106}
IS Ref	(Y_3710)	(Y_2243)	(Y_3600)	(Y_2243)	(Y_3710)	(Y_3600)
Units	ppb	ppb	ppb	ppb	ppb	ppb
Avg	**493800.**	**-.7333**	**-.0396**	**-.5555**	**-.0503**	**486100.**
Stddev	591.	.3696	.4735	.3000	.0280	1599.
%RSD	.1196	50.40	1195.	54.00	55.66	.3290
#1	494400.	-.9927	-.5580	-.4566	-.0720	488000.
#2	493700.	-.8971	.3702	-.3174	-.0602	485200.
#3	493200.	-.3101	.0689	-.8924	-.0187	485200.
Check ?	Chk Pass	Chk Pass	Chk Pass	Chk Pass	Chk Pass	Chk Pass
High Limit						
Low Limit						

Elem	Cd2265	Co2286	Cr2677	Cu3247	Fe2714	K_7664
Line	226.502 {449}	228.616 {447}	267.716 {126}	324.754 {104}	271.441 {124}	766.490 { 44}
IS Ref	(Y_2243)	(Y_2243)	(Y_3600)	(Y_3600)	(Y_3600)	(Y_3710)
Units	ppb	ppb	ppb	ppb	ppb	ppb
Avg	**-.1508**	**-3.514**	**-1.720**	**-4.400**	**191500.**	**-95.37**
Stddev	.1003	.054	.649	.139	777.	22.69
%RSD	66.51	1.526	37.70	3.147	.4057	23.79
#1	-.2663	-3.575	-1.074	-4.425	192200.	-112.8
#2	-.1001	-3.478	-1.716	-4.251	191700.	-69.72
#3	-.0860	-3.487	-2.371	-4.525	190700.	-103.6
Check ?	Chk Pass	Chk Pass	Chk Pass	Chk Pass	Chk Pass	Chk Pass
High Limit						
Low Limit						

Elem	Mg2790	Mn2576	Na5895	Ni2316	Pb2203	Sb2068
Line	279.079 {121}	257.610 {131}	589.592 { 57}	231.604 {446}	220.353 {453}	206.833 {463}
IS Ref	(Y_3600)	(Y_3600)	(Y_3710)	(Y_2243)	(Y_2243)	(Y_2243)
Units	ppb	ppb	ppb	ppb	ppb	ppb
Avg	**489100.**	**3.180**	**-48.92**	**-8.116**	**-3.060**	**-2.028**
Stddev	4386.	.151	4.54	.821	3.056	3.811
%RSD	.8967	4.752	9.276	10.12	99.89	188.0
#1	490500.	3.328	-54.10	-8.368	.4196	-2.370
#2	492600.	3.026	-45.66	-7.198	-5.310	1.943
#3	484200.	3.187	-47.00	-8.781	-4.288	-5.657
Check ?	Chk Pass	Chk Pass	Chk Pass	Chk Pass	Chk Pass	Chk Pass
High Limit						
Low Limit						

Sample Name: icsa 4305090 Acquired: 4/12/2016 11:41:05 Type: QC
Method: sw04052016(v3) Mode: CONC Corr. Factor: 1.000000
User: admin Custom ID1: Custom ID2: Custom ID3:
Comment:

Elem	Se196	Tl1908	V_2924	Zn2062	B_2089	Mo2020
Line	196.090 {472}	190.856 {477}	292.402 {115}	206.200 {463}	208.959 {461}	202.030 {467}
IS Ref	(Y_2243)	(Y_2243)	(Y_3600)	(Y_2243)	(Y_2243)	(Y_2243)
Units	ppb	ppb	ppb	ppb	ppb	ppb
Avg	**-2.273**	**-.5431**	**-15.49**	**-2.183**	**-8.004**	**-.6380**
Stddev	5.600	1.091	.30	.310	.475	.5478
%RSD	246.4	200.9	1.942	14.19	5.940	85.85
#1	-.0381	-1.784	-15.81	-2.513	-7.567	-.2011
#2	-8.645	.2659	-15.21	-2.139	-8.510	-.4604
#3	1.864	-.1110	-15.45	-1.897	-7.935	-1.253
Check ?	Chk Pass	Chk Pass	Chk Pass	Chk Pass	Chk Pass	Chk Pass
High Limit						
Low Limit						

Elem	Sn1899	Sr4077	Ti3349	Si2881
Line	189.989 {477}	407.771 { 83}	334.941 {101}	288.158 {117}
IS Ref	(Y_2243)	(Y_3710)	(Y_3600)	(Y_2243)
Units	ppb	ppb	ppb	ppb
Avg	**4.518**	**-1.547**	**-2.025**	**24.11**
Stddev	1.914	.091	.183	4.52
%RSD	42.35	5.910	9.016	18.76
#1	5.017	-1.442	-1.914	28.87
#2	2.405	-1.589	-2.236	19.87
#3	6.134	-1.610	-1.926	23.58
Check ?	Chk Pass	Chk Pass	Chk Pass	Chk Pass
High Limit				
Low Limit				

Int. Std.	Y_2243	Y_3600	Y_3710
Line	224.306 {450}	360.073 { 94}	371.030 { 91}
Units	Cts/S	Cts/S	Cts/S
Avg	**2642.2**	**34096.**	**5942.7**
Stddev	7.0	76.	26.7
%RSD	.26426	.22261	.44955
#1	2634.4	34027.	5914.3
#2	2644.4	34177.	5967.4
#3	2647.9	34082.	5946.2

Sample Name: int-10a 4140672 Acquired: 4/12/2016 11:49:31 Type: QC
Method: sw04052016(v3) Mode: CONC Corr. Factor: 1.000000
User: admin Custom ID1: Custom ID2: Custom ID3:
Comment:

Elem	Al3961	As1890	Ag3280	Ba2335	Be3130	Ca3181
Line	396.152 { 85}	189.042 {478}	328.068 {103}	233.527 {445}	313.042 {108}	318.128 {106}
IS Ref	(Y_3710)	(Y_2243)	(Y_3600)	(Y_2243)	(Y_3710)	(Y_3600)
Units	ppb	ppb	ppb	ppb	ppb	ppb
Avg	**-2.464**	**1.467**	**3.668**	**8.234**	**4.379**	**-2.552**
Stddev	20.84	.664	.999	.076	.038	9.965
%RSD	846.1	45.29	27.22	.9190	.8697	390.5
#1	21.33	1.608	4.264	8.274	4.422	8.895
#2	-11.23	.7433	4.223	8.147	4.350	-7.260
#3	-17.49	2.049	2.515	8.281	4.365	-9.291
Check ?	Chk Pass	Chk Pass	Chk Pass	Chk Pass	Chk Pass	Chk Pass
High Limit						
Low Limit						

Elem	Cd2265	Co2286	Cr2677	Cu3247	Fe2714	K_7664
Line	226.502 {449}	228.616 {447}	267.716 {126}	324.754 {104}	271.441 {124}	766.490 { 44}
IS Ref	(Y_2243)	(Y_2243)	(Y_3600)	(Y_3600)	(Y_3600)	(Y_3710)
Units	ppb	ppb	ppb	ppb	ppb	ppb
Avg	**-1.607**	**9986.**	**.3121**	**-1.514**	**-125.1**	**25.04**
Stddev	.089	28.	.5542	.183	13.1	22.87
%RSD	5.511	.2794	177.6	12.12	10.49	91.36
#1	-1.698	10010.	.1140	-1.561	-133.5	6.786
#2	-1.601	9987.	-.1159	-1.669	-131.8	17.63
#3	-1.521	9958.	.9380	-1.311	-110.0	50.70
Check ?	Chk Pass	Chk Pass	Chk Pass	Chk Pass	Chk Pass	Chk Pass
High Limit						
Low Limit						

Elem	Mg2790	Mn2576	Na5895	Ni2316	Pb2203	Sb2068
Line	279.079 {121}	257.610 {131}	589.592 { 57}	231.604 {446}	220.353 {453}	206.833 {463}
IS Ref	(Y_3600)	(Y_3600)	(Y_3710)	(Y_2243)	(Y_2243)	(Y_2243)
Units	ppb	ppb	ppb	ppb	ppb	ppb
Avg	**19.11**	**-.1885**	**-3.163**	**2.531**	**-16.23**	**-22.42**
Stddev	10.91	.0363	.892	.211	1.34	1.11
%RSD	57.12	19.28	28.19	8.343	8.259	4.964
#1	31.71	-.1476	-3.117	2.735	-17.19	-21.58
#2	12.66	-.2170	-2.296	2.544	-14.70	-23.69
#3	12.96	-.2010	-4.077	2.313	-16.80	-22.01
Check ?	Chk Pass	Chk Pass	Chk Pass	Chk Pass	Chk Pass	Chk Pass
High Limit						
Low Limit						

Sample Name: int-10a 4140672 Acquired: 4/12/2016 11:49:31 Type: QC
Method: sw04052016(v3) Mode: CONC Corr. Factor: 1.000000
User: admin Custom ID1: Custom ID2: Custom ID3:
Comment:

Elem	Se196	Tl1908	V_2924	Zn2062	B_2089	Mo2020
Line	196.090 {472}	190.856 {477}	292.402 {115}	206.200 {463}	208.959 {461}	202.030 {467}
IS Ref	(Y_2243)	(Y_2243)	(Y_3600)	(Y_2243)	(Y_2243)	(Y_2243)
Units	ppb	ppb	ppb	ppb	ppb	ppb
Avg	**1.694**	**-26.68**	F **9614.**	**-.0449**	**-6.247**	**-3.518**
Stddev	1.912	2.16	12.	.0815	.577	.099
%RSD	112.9	8.102	.1218	181.3	9.231	2.813
#1	3.899	-27.48	9623.	-.0469	-6.516	-3.416
#2	.4959	-28.33	9601.	.0375	-5.585	-3.524
#3	.6869	-24.24	9619.	-.1254	-6.640	-3.614
Check ?	Chk Pass	Chk Pass	Chk Fail	Chk Pass	Chk Pass	Chk Pass
High Limit			6000.			
Low Limit			4000.			

Elem	Sn1899	Sr4077	Ti3349	Si2881
Line	189.989 {477}	407.771 { 83}	334.941 {101}	288.158 {117}
IS Ref	(Y_2243)	(Y_3710)	(Y_3600)	(Y_2243)
Units	ppb	ppb	ppb	ppb
Avg	**9592.**	**9661.**	**-.8205**	**8860.**
Stddev	30.	89.	.0999	38.
%RSD	.3095	.9184	12.18	.4326
#1	9625.	9719.	-.8801	8825.
#2	9584.	9559.	-.7052	8901.
#3	9567.	9704.	-.8763	8855.
Check ?	Chk Pass	Chk Pass	Chk Pass	Chk Pass
High Limit				
Low Limit				

Int. Std.	Y_2243	Y_3600	Y_3710
Line	224.306 {450}	360.073 { 94}	371.030 { 91}
Units	Cts/S	Cts/S	Cts/S
Avg	**2914.8**	**37787.**	**6162.2**
Stddev	24.8	256.	90.3
%RSD	.85073	.67880	1.4655
#1	2888.0	37574.	6087.5
#2	2936.9	38072.	6262.6
#3	2919.6	37714.	6136.7

Sample Name: 460-111840-A-6-B@5 Acquired: 4/12/2016 13:09:12 Type: Unk
Method: sw04052016(v3) Mode: CONC Corr. Factor: 1.000000
User: admin Custom ID1: Custom ID2: Custom ID3:
Comment:

Elem	Al3961	As1890	Ag3280	Ba2335	Be3130	Ca3181
Line	396.152 { 85}	189.042 {478}	328.068 {103}	233.527 {445}	313.042 {108}	318.128 {106}
IS Ref	(Y_3710)	(Y_2243)	(Y_3600)	(Y_2243)	(Y_3710)	(Y_3600)
Units	ppb	ppb	ppb	ppb	ppb	ppb
Avg	**242.5**	**2.007**	**-.0305**	**122.7**	**-.1057**	**45170.**
Stddev	19.1	.985	.1774	.2	.0220	85.
%RSD	7.895	49.08	581.7	.1622	20.79	.1885
#1	222.1	2.619	.0195	123.0	-.1250	45170.
#2	260.1	.8708	.1165	122.6	-.0818	45090.
#3	245.2	2.532	-.2276	122.6	-.1103	45260.
Check ?	Chk Pass	Chk Pass	Chk Pass	Chk Pass	Chk Pass	Chk Pass
High Limit						
Low Limit						

Elem	Cd2265	Co2286	Cr2677	Cu3247	Fe2714	K_7664
Line	226.502 {449}	228.616 {447}	267.716 {126}	324.754 {104}	271.441 {124}	766.490 { 44}
IS Ref	(Y_2243)	(Y_2243)	(Y_3600)	(Y_3600)	(Y_3600)	(Y_3710)
Units	ppb	ppb	ppb	ppb	ppb	ppb
Avg	**.3869**	**3.997**	**1.761**	**7.443**	**92.35**	**1392.**
Stddev	.1244	.114	.380	.318	5.35	1.
%RSD	32.16	2.845	21.54	4.272	5.790	.0663
#1	.2732	3.886	1.444	7.802	93.24	1391.
#2	.3677	4.114	2.181	7.330	97.20	1393.
#3	.5197	3.991	1.659	7.197	86.61	1391.
Check ?	Chk Pass	Chk Pass	Chk Pass	Chk Pass	Chk Pass	Chk Pass
High Limit						
Low Limit						

Elem	Mg2790	Mn2576	Na5895	Ni2316	Pb2203	Sb2068
Line	279.079 {121}	257.610 {131}	589.592 { 57}	231.604 {446}	220.353 {453}	206.833 {463}
IS Ref	(Y_3600)	(Y_3600)	(Y_3710)	(Y_2243)	(Y_2243)	(Y_2243)
Units	ppb	ppb	ppb	ppb	ppb	ppb
Avg	**3598.**	**253.7**	F **277600.**	**6.925**	**2.770**	**.2963**
Stddev	5.	.4	1015.	.458	.171	.7617
%RSD	.1430	.1573	.3658	6.615	6.168	257.1
#1	3594.	254.0	276400.	6.445	2.898	-.5828
#2	3604.	253.2	278300.	6.973	2.576	.7103
#3	3595.	253.8	278000.	7.358	2.835	.7613
Check ?	Chk Pass	Chk Pass	Chk Fail	Chk Pass	Chk Pass	Chk Pass
High Limit			250000.			
Low Limit			-5000.			

Sample Name: 460-111840-A-6-B@5 Acquired: 4/12/2016 13:09:12 Type: Unk
Method: sw04052016(v3) Mode: CONC Corr. Factor: 1.000000
User: admin Custom ID1: Custom ID2: Custom ID3:
Comment:

Elem	Se196	Tl1908	V_2924	Zn2062	B_2089	Mo2020
Line	196.090 {472}	190.856 {477}	292.402 {115}	206.200 {463}	208.959 {461}	202.030 {467}
IS Ref	(Y_2243)	(Y_2243)	(Y_3600)	(Y_2243)	(Y_2243)	(Y_2243)
Units	ppb	ppb	ppb	ppb	ppb	ppb
Avg	**-.7644**	**.4884**	**1.086**	**40.49**	**18.56**	**-.2025**
Stddev	1.198	.4476	.286	.15	.28	.1606
%RSD	156.7	91.64	26.37	.3698	1.519	79.30
#1	-.2324	.6510	1.220	40.65	18.77	-.2955
#2	.0752	-.0177	1.280	40.47	18.24	-.0171
#3	-2.136	.8320	.7570	40.35	18.66	-.2949
Check ?	Chk Pass	Chk Pass	Chk Pass	Chk Pass	Chk Pass	Chk Pass
High Limit						
Low Limit						

Elem	Sn1899	Sr4077	Ti3349	Si2881
Line	189.989 {477}	407.771 { 83}	334.941 {101}	288.158 {117}
IS Ref	(Y_2243)	(Y_3710)	(Y_3600)	(Y_2243)
Units	ppb	ppb	ppb	ppb
Avg	**1.334**	**176.3**	**5.371**	**1212.**
Stddev	1.044	.5	.229	17.
%RSD	78.30	.2580	4.255	1.408
#1	1.723	176.8	5.374	1229.
#2	2.127	175.9	5.599	1213.
#3	.1506	176.1	5.142	1195.
Check ?	Chk Pass	Chk Pass	Chk Pass	Chk Pass
High Limit				
Low Limit				

Int. Std.	Y_2243	Y_3600	Y_3710
Line	224.306 {450}	360.073 { 94}	371.030 { 91}
Units	Cts/S	Cts/S	Cts/S
Avg	**2872.1**	**36555.**	**6013.0**
Stddev	11.1	33.	57.4
%RSD	.38612	.08956	.95454
#1	2859.6	36551.	6066.1
#2	2880.7	36589.	6020.7
#3	2876.0	36524.	5952.1

Sample Name: CCB Acquired: 4/12/2016 13:17:12 Type: QC
Method: sw04052016(v3) Mode: CONC Corr. Factor: 1.000000
User: admin Custom ID1: Custom ID2: Custom ID3:
Comment:

Elem	Al3961	As1890	Ag3280	Ba2335	Be3130	Ca3181
Line	396.152 { 85}	189.042 {478}	328.068 {103}	233.527 {445}	313.042 {108}	318.128 {106}
IS Ref	(Y_3710)	(Y_2243)	(Y_3600)	(Y_2243)	(Y_3710)	(Y_3600)
Units	ppb	ppb	ppb	ppb	ppb	ppb
Avg	**2.224**	**1.775**	**-.0538**	**.1701**	**-.1064**	**11.60**
Stddev	5.432	2.164	.1042	.2207	.0512	5.50
%RSD	244.2	121.9	193.7	129.8	48.14	47.44
#1	-3.924	4.234	.0657	.4220	-.1653	15.95
#2	6.370	.9277	-.1253	.0112	-.0817	5.414
#3	4.227	.1623	-.1018	.0770	-.0722	13.45
Check ?	Chk Pass	Chk Pass	Chk Pass	Chk Pass	Chk Pass	Chk Pass
High Limit						
Low Limit						

Elem	Cd2265	Co2286	Cr2677	Cu3247	Fe2714	K_7664
Line	226.502 {449}	228.616 {447}	267.716 {126}	324.754 {104}	271.441 {124}	766.490 { 44}
IS Ref	(Y_2243)	(Y_2243)	(Y_3600)	(Y_3600)	(Y_3600)	(Y_3710)
Units	ppb	ppb	ppb	ppb	ppb	ppb
Avg	**.0815**	**-.0203**	**.6074**	**.6519**	**-4.985**	**2.961**
Stddev	.0284	.0897	.2130	.1361	8.015	11.31
%RSD	34.85	441.0	35.08	20.87	160.8	381.9
#1	.1046	.0528	.7622	.7834	-5.628	-9.794
#2	.0498	.0066	.6955	.6606	-12.66	6.916
#3	.0902	-.1204	.3644	.5116	3.332	11.76
Check ?	Chk Pass	Chk Pass	Chk Pass	Chk Pass	Chk Pass	Chk Pass
High Limit						
Low Limit						

Elem	Mg2790	Mn2576	Na5895	Ni2316	Pb2203	Sb2068
Line	279.079 {121}	257.610 {131}	589.592 { 57}	231.604 {446}	220.353 {453}	206.833 {463}
IS Ref	(Y_3600)	(Y_3600)	(Y_3710)	(Y_2243)	(Y_2243)	(Y_2243)
Units	ppb	ppb	ppb	ppb	ppb	ppb
Avg	**.8861**	**.1460**	**27.14**	**-.0634**	**.3840**	**1.222**
Stddev	2.144	.0820	11.47	.2899	.6054	.471
%RSD	242.0	56.15	42.28	457.0	157.7	38.58
#1	.7438	.2328	40.33	.1424	.0877	1.763
#2	3.098	.1354	21.59	-.3949	1.080	.9975
#3	-1.184	.0699	19.49	.0622	-.0163	.9040
Check ?	Chk Pass	Chk Pass	Chk Pass	Chk Pass	Chk Pass	Chk Pass
High Limit						
Low Limit						

Sample Name: CCB Acquired: 4/12/2016 13:17:12 Type: QC
Method: sw04052016(v3) Mode: CONC Corr. Factor: 1.000000
User: admin Custom ID1: Custom ID2: Custom ID3:
Comment:

Elem	Se196	Tl1908	V_2924	Zn2062	B_2089	Mo2020
Line	196.090 {472}	190.856 {477}	292.402 {115}	206.200 {463}	208.959 {461}	202.030 {467}
IS Ref	(Y_2243)	(Y_2243)	(Y_3600)	(Y_2243)	(Y_2243)	(Y_2243)
Units	ppb	ppb	ppb	ppb	ppb	ppb
Avg	**.0153**	**-.1993**	**-.1673**	**.1064**	**1.129**	**.9510**
Stddev	2.254	1.514	.3795	.0750	.640	.5680
%RSD	14700.	759.8	226.8	70.49	56.72	59.73
#1	1.960	.3222	.2414	.1342	1.836	1.566
#2	.5417	.9851	-.2349	.1636	.9608	.8406
#3	-2.456	-1.905	-.5085	.0215	.5890	.4463
Check ?	Chk Pass	Chk Pass	Chk Pass	Chk Pass	Chk Pass	Chk Pass
High Limit						
Low Limit						

Elem	Sn1899	Sr4077	Ti3349	Si2881
Line	189.989 {477}	407.771 { 83}	334.941 {101}	288.158 {117}
IS Ref	(Y_2243)	(Y_3710)	(Y_3600)	(Y_2243)
Units	ppb	ppb	ppb	ppb
Avg	**1.018**	**.1180**	**.4598**	**28.78**
Stddev	.384	.1364	.0916	14.21
%RSD	37.68	115.6	19.92	49.39
#1	1.246	.2743	.5234	37.70
#2	.5753	.0558	.5010	36.25
#3	1.233	.0237	.3548	12.39
Check ?	Chk Pass	Chk Pass	Chk Pass	None
High Limit				
Low Limit				

Int. Std.	Y_2243	Y_3600	Y_3710
Line	224.306 {450}	360.073 { 94}	371.030 { 91}
Units	Cts/S	Cts/S	Cts/S
Avg	**3006.4**	**38547.**	**6195.5**
Stddev	7.8	109.	27.0
%RSD	.26090	.28291	.43551
#1	2997.6	38422.	6222.3
#2	3012.6	38610.	6168.4
#3	3009.1	38611.	6195.7

Sample Name: 460-111783-B-2-A@4 Acquired: 4/12/2016 11:57:39 Type: Unk
Method: sw04052016(v3) Mode: CONC Corr. Factor: 1.000000
User: admin Custom ID1: Custom ID2: Custom ID3:
Comment:

Elem	Al3961	As1890	Ag3280	Ba2335	Be3130	Ca3181
Line	396.152 { 85}	189.042 {478}	328.068 {103}	233.527 {445}	313.042 {108}	318.128 {106}
IS Ref	(Y_3710)	(Y_2243)	(Y_3600)	(Y_2243)	(Y_3710)	(Y_3600)
Units	ppb	ppb	ppb	ppb	ppb	ppb
Avg	**64810.**	**20.88**	**.5865**	**405.0**	**3.636**	**5093.**
Stddev	187.	1.27	.3468	1.2	.042	35.
%RSD	.2883	6.064	59.13	.2929	1.155	.6942
#1	64630.	21.38	.1916	405.5	3.592	5094.
#2	65000.	21.81	.7266	403.6	3.675	5127.
#3	64810.	19.43	.8414	405.8	3.642	5057.
Check ?	Chk Pass	Chk Pass	Chk Pass	Chk Pass	Chk Pass	Chk Pass
High Limit						
Low Limit						

Elem	Cd2265	Co2286	Cr2677	Cu3247	Fe2714	K_7664
Line	226.502 {449}	228.616 {447}	267.716 {126}	324.754 {104}	271.441 {124}	766.490 { 44}
IS Ref	(Y_2243)	(Y_2243)	(Y_3600)	(Y_3600)	(Y_3600)	(Y_3710)
Units	ppb	ppb	ppb	ppb	ppb	ppb
Avg	**-1.200**	**28.88**	**86.93**	**38.90**	**77690.**	**3245.**
Stddev	.074	.13	1.00	.30	74.	32.
%RSD	6.130	.4579	1.150	.7655	.0946	.9888
#1	-1.141	28.79	87.93	39.20	77640.	3258.
#2	-1.176	29.04	85.93	38.89	77650.	3268.
#3	-1.283	28.83	86.93	38.61	77770.	3208.
Check ?	Chk Pass	Chk Pass	Chk Pass	Chk Pass	Chk Pass	Chk Pass
High Limit						
Low Limit						

Elem	Mg2790	Mn2576	Na5895	Ni2316	Pb2203	Sb2068
Line	279.079 {121}	257.610 {131}	589.592 { 57}	231.604 {446}	220.353 {453}	206.833 {463}
IS Ref	(Y_3600)	(Y_3600)	(Y_3710)	(Y_2243)	(Y_2243)	(Y_2243)
Units	ppb	ppb	ppb	ppb	ppb	ppb
Avg	**8173.**	**1726.**	**409.9**	**42.97**	**60.88**	**.5405**
Stddev	6.	2.	4.7	.22	1.80	1.381
%RSD	.0681	.0930	1.135	.5149	2.961	255.5
#1	8171.	1728.	408.1	43.20	62.65	.5525
#2	8179.	1726.	406.3	42.95	60.94	-.8467
#3	8169.	1725.	415.1	42.76	59.04	1.916
Check ?	Chk Pass	Chk Pass	Chk Pass	Chk Pass	Chk Pass	Chk Pass
High Limit						
Low Limit						

Sample Name: 460-111783-B-2-A@4 Acquired: 4/12/2016 11:57:39 Type: Unk
Method: sw04052016(v3) Mode: CONC Corr. Factor: 1.000000
User: admin Custom ID1: Custom ID2: Custom ID3:
Comment:

Elem	Se196	Tl1908	V_2924	Zn2062	B_2089	Mo2020
Line	196.090 {472}	190.856 {477}	292.402 {115}	206.200 {463}	208.959 {461}	202.030 {467}
IS Ref	(Y_2243)	(Y_2243)	(Y_3600)	(Y_2243)	(Y_2243)	(Y_2243)
Units	ppb	ppb	ppb	ppb	ppb	ppb
Avg	**.6769**	**-1.413**	**128.6**	**215.2**	**6.148**	**5.071**
Stddev	2.972	1.247	.5	2.0	.452	1.567
%RSD	439.1	88.19	.4122	.9357	7.346	30.90
#1	1.428	-1.499	129.2	217.3	5.746	6.876
#2	3.201	-2.615	128.1	215.0	6.637	4.286
#3	-2.599	-.1262	128.5	213.3	6.062	4.053
Check ?	Chk Pass	Chk Pass	Chk Pass	Chk Pass	Chk Pass	Chk Pass
High Limit						
Low Limit						

Elem	Sn1899	Sr4077	Ti3349	Si2881
Line	189.989 {477}	407.771 { 83}	334.941 {101}	288.158 {117}
IS Ref	(Y_2243)	(Y_3710)	(Y_3600)	(Y_2243)
Units	ppb	ppb	ppb	ppb
Avg	**4.678**	**67.99**	**1104.**	**1507.**
Stddev	.158	.27	1.	35.
%RSD	3.371	.3920	.1003	2.333
#1	4.596	68.06	1103.	1547.
#2	4.578	68.22	1105.	1482.
#3	4.860	67.70	1103.	1492.
Check ?	Chk Pass	Chk Pass	Chk Pass	Chk Pass
High Limit				
Low Limit				

Int. Std.	Y_2243	Y_3600	Y_3710
Line	224.306 {450}	360.073 { 94}	371.030 { 91}
Units	Cts/S	Cts/S	Cts/S
Avg	**3132.1**	**40533.**	**6707.0**
Stddev	31.4	72.	71.4
%RSD	1.0018	.17858	1.0647
#1	3099.2	40471.	6731.9
#2	3161.7	40515.	6626.5
#3	3135.3	40612.	6762.6

Sample Name: 460-111734-B-3-G@4 Acquired: 4/12/2016 12:01:37 Type: Unk
Method: sw04052016(v3) Mode: CONC Corr. Factor: 1.000000
User: admin Custom ID1: Custom ID2: Custom ID3:
Comment:

Elem	Al3961	As1890	Ag3280	Ba2335	Be3130	Ca3181
Line	396.152 { 85}	189.042 {478}	328.068 {103}	233.527 {445}	313.042 {108}	318.128 {106}
IS Ref	(Y_3710)	(Y_2243)	(Y_3600)	(Y_2243)	(Y_3710)	(Y_3600)
Units	ppb	ppb	ppb	ppb	ppb	ppb
Avg	**34480.**	**17.11**	**.6517**	**338.3**	**1.655**	**70100.**
Stddev	7.	1.38	.2682	.8	.026	277.
%RSD	.0209	8.061	41.15	.2383	1.555	.3953
#1	34480.	15.60	.5151	337.4	1.630	69780.
#2	34490.	18.30	.9607	338.7	1.681	70270.
#3	34480.	17.42	.4794	338.8	1.653	70250.
Check ?	Chk Pass	Chk Pass	Chk Pass	Chk Pass	Chk Pass	Chk Pass
High Limit						
Low Limit						

Elem	Cd2265	Co2286	Cr2677	Cu3247	Fe2714	K_7664
Line	226.502 {449}	228.616 {447}	267.716 {126}	324.754 {104}	271.441 {124}	766.490 { 44}
IS Ref	(Y_2243)	(Y_2243)	(Y_3600)	(Y_3600)	(Y_3600)	(Y_3710)
Units	ppb	ppb	ppb	ppb	ppb	ppb
Avg	**-.1230**	**25.61**	**89.55**	**229.7**	**70040.**	**4018.**
Stddev	.1026	.17	1.55	1.4	121.	46.
%RSD	83.43	.6589	1.727	.6093	.1733	1.156
#1	-.2063	25.56	87.78	228.1	69920.	3965.
#2	-.1543	25.48	90.64	230.3	70040.	4050.
#3	-.0084	25.80	90.22	230.6	70170.	4040.
Check ?	Chk Pass	Chk Pass	Chk Pass	Chk Pass	Chk Pass	Chk Pass
High Limit						
Low Limit						

Elem	Mg2790	Mn2576	Na5895	Ni2316	Pb2203	Sb2068
Line	279.079 {121}	257.610 {131}	589.592 { 57}	231.604 {446}	220.353 {453}	206.833 {463}
IS Ref	(Y_3600)	(Y_3600)	(Y_3710)	(Y_2243)	(Y_2243)	(Y_2243)
Units	ppb	ppb	ppb	ppb	ppb	ppb
Avg	**31840.**	**1157.**	**722.8**	**63.02**	**874.2**	**.7427**
Stddev	195.	4.	10.3	.81	5.4	2.532
%RSD	.6131	.3580	1.424	1.279	.6194	340.9
#1	31620.	1153.	714.8	62.26	868.0	1.728
#2	31910.	1159.	734.4	62.92	876.6	2.634
#3	31990.	1160.	719.1	63.87	878.0	-2.134
Check ?	Chk Pass	Chk Pass	Chk Pass	Chk Pass	Chk Pass	Chk Pass
High Limit						
Low Limit						

Sample Name: 460-111734-B-3-G@4 Acquired: 4/12/2016 12:01:37 Type: Unk
Method: sw04052016(v3) Mode: CONC Corr. Factor: 1.000000
User: admin Custom ID1: Custom ID2: Custom ID3:
Comment:

Elem	Se196	Tl1908	V_2924	Zn2062	B_2089	Mo2020
Line	196.090 {472}	190.856 {477}	292.402 {115}	206.200 {463}	208.959 {461}	202.030 {467}
IS Ref	(Y_2243)	(Y_2243)	(Y_3600)	(Y_2243)	(Y_2243)	(Y_2243)
Units	ppb	ppb	ppb	ppb	ppb	ppb
Avg	**1.412**	**-.8980**	**99.07**	**659.7**	**6.836**	**9.407**
Stddev	2.256	1.664	.06	2.0	.229	.268
%RSD	159.8	185.3	.0609	.2999	3.354	2.851
#1	1.188	.8013	99.02	657.9	7.069	9.569
#2	3.772	-2.524	99.05	659.3	6.611	9.554
#3	-.7239	-.9718	99.14	661.8	6.829	9.097
Check ?	Chk Pass	Chk Pass	Chk Pass	Chk Pass	Chk Pass	Chk Pass
High Limit						
Low Limit						

Elem	Sn1899	Sr4077	Ti3349	Si2881
Line	189.989 {477}	407.771 { 83}	334.941 {101}	288.158 {117}
IS Ref	(Y_2243)	(Y_3710)	(Y_3600)	(Y_2243)
Units	ppb	ppb	ppb	ppb
Avg	**39.73**	**163.4**	**1816.**	**1226.**
Stddev	.68	.3	4.	4.
%RSD	1.702	.1843	.2185	.2975
#1	38.98	163.1	1812.	1222.
#2	40.30	163.7	1818.	1228.
#3	39.90	163.5	1819.	1228.
Check ?	Chk Pass	Chk Pass	Chk Pass	Chk Pass
High Limit				
Low Limit				

Int. Std.	Y_2243	Y_3600	Y_3710
Line	224.306 {450}	360.073 { 94}	371.030 { 91}
Units	Cts/S	Cts/S	Cts/S
Avg	**2954.0**	**38302.**	**6377.7**
Stddev	2.9	70.	3.6
%RSD	.09675	.18400	.05615
#1	2956.2	38266.	6378.5
#2	2955.1	38257.	6373.8
#3	2950.8	38383.	6380.9

Sample Name: 460-111840-C-1-C@4 Acquired: 4/12/2016 12:13:24 Type: Unk
Method: sw04052016(v3) Mode: CONC Corr. Factor: 1.000000
User: admin Custom ID1: Custom ID2: Custom ID3:
Comment:

Elem	Al3961	As1890	Ag3280	Ba2335	Be3130	Ca3181
Line	396.152 { 85}	189.042 {478}	328.068 {103}	233.527 {445}	313.042 {108}	318.128 {106}
IS Ref	(Y_3710)	(Y_2243)	(Y_3600)	(Y_2243)	(Y_3710)	(Y_3600)
Units	ppb	ppb	ppb	ppb	ppb	ppb
Avg	**37190.**	**297.4**	**1.617**	**371.4**	**2.752**	**119300.**
Stddev	312.	1.5	.559	.7	.028	402.
%RSD	.8399	.5100	34.57	.1877	1.024	.3372
#1	36930.	298.2	1.137	370.6	2.770	118800.
#2	37540.	298.4	1.484	372.0	2.720	119600.
#3	37110.	295.7	2.231	371.4	2.768	119400.
Check ?	Chk Pass	Chk Pass	Chk Pass	Chk Pass	Chk Pass	Chk Pass
High Limit						
Low Limit						

Elem	Cd2265	Co2286	Cr2677	Cu3247	Fe2714	K_7664
Line	226.502 {449}	228.616 {447}	267.716 {126}	324.754 {104}	271.441 {124}	766.490 { 44}
IS Ref	(Y_2243)	(Y_2243)	(Y_3600)	(Y_3600)	(Y_3600)	(Y_3710)
Units	ppb	ppb	ppb	ppb	ppb	ppb
Avg	**.1475**	**38.05**	**299.6**	**7334.**	**101700.**	**3765.**
Stddev	.0259	.16	2.2	20.	456.	30.
%RSD	17.55	.4188	.7252	.2785	.4481	.7853
#1	.1178	38.11	297.1	7314.	101200.	3744.
#2	.1648	37.87	301.2	7355.	102200.	3799.
#3	.1600	38.16	300.4	7333.	101700.	3753.
Check ?	Chk Pass	Chk Pass	Chk Pass	Chk Pass	Chk Pass	Chk Pass
High Limit						
Low Limit						

Elem	Mg2790	Mn2576	Na5895	Ni2316	Pb2203	Sb2068
Line	279.079 {121}	257.610 {131}	589.592 { 57}	231.604 {446}	220.353 {453}	206.833 {463}
IS Ref	(Y_3600)	(Y_3600)	(Y_3710)	(Y_2243)	(Y_2243)	(Y_2243)
Units	ppb	ppb	ppb	ppb	ppb	ppb
Avg	**16320.**	**1142.**	**2651.**	**162.7**	**498.2**	**1.895**
Stddev	53.	2.	12.	.8	1.6	1.078
%RSD	.3271	.2121	.4643	.4804	.3215	56.87
#1	16280.	1140.	2637.	163.2	496.4	1.288
#2	16380.	1144.	2658.	161.8	499.4	3.140
#3	16320.	1143.	2659.	163.0	498.9	1.258
Check ?	Chk Pass	Chk Pass	Chk Pass	Chk Pass	Chk Pass	Chk Pass
High Limit						
Low Limit						

Sample Name: 460-111840-C-1-C@4 Acquired: 4/12/2016 12:13:24 Type: Unk
Method: sw04052016(v3) Mode: CONC Corr. Factor: 1.000000
User: admin Custom ID1: Custom ID2: Custom ID3:
Comment:

Elem	Se196	Tl1908	V_2924	Zn2062	B_2089	Mo2020
Line	196.090 {472}	190.856 {477}	292.402 {115}	206.200 {463}	208.959 {461}	202.030 {467}
IS Ref	(Y_2243)	(Y_2243)	(Y_3600)	(Y_2243)	(Y_2243)	(Y_2243)
Units	ppb	ppb	ppb	ppb	ppb	ppb
Avg	**5.279**	**1.193**	**208.5**	**755.1**	**199.7**	**7.275**
Stddev	3.124	2.028	.7	2.9	.8	.203
%RSD	59.18	169.9	.3287	.3879	.4006	2.797
#1	7.928	2.082	208.1	758.3	198.9	7.040
#2	1.834	2.625	209.3	752.6	200.5	7.397
#3	6.075	-1.127	208.2	754.3	199.6	7.387
Check ?	Chk Pass	Chk Pass	Chk Pass	Chk Pass	Chk Pass	Chk Pass
High Limit						
Low Limit						

Elem	Sn1899	Sr4077	Ti3349	Si2881
Line	189.989 {477}	407.771 { 83}	334.941 {101}	288.158 {117}
IS Ref	(Y_2243)	(Y_3710)	(Y_3600)	(Y_2243)
Units	ppb	ppb	ppb	ppb
Avg	**51.83**	**465.9**	**2488.**	**2073.**
Stddev	.28	1.8	4.	23.
%RSD	.5330	.3795	.1463	1.129
#1	52.00	464.2	2483.	2099.
#2	51.51	467.8	2490.	2052.
#3	51.98	465.7	2489.	2069.
Check ?	Chk Pass	Chk Pass	Chk Pass	Chk Pass
High Limit				
Low Limit				

Int. Std.	Y_2243	Y_3600	Y_3710
Line	224.306 {450}	360.073 { 94}	371.030 { 91}
Units	Cts/S	Cts/S	Cts/S
Avg	**2945.7**	**38284.**	**6405.7**
Stddev	23.7	236.	134.6
%RSD	.80486	.61690	2.1009
#1	2922.1	38187.	6528.8
#2	2945.6	38111.	6262.0
#3	2969.5	38553.	6426.4

Sample Name: 460-111840-B-6-C@4 Acquired: 4/12/2016 12:17:16 Type: Unk
Method: sw04052016(v3) Mode: CONC Corr. Factor: 1.000000
User: admin Custom ID1: Custom ID2: Custom ID3:
Comment:

Elem	Al3961	As1890	Ag3280	Ba2335	Be3130	Ca3181
Line	396.152 { 85}	189.042 {478}	328.068 {103}	233.527 {445}	313.042 {108}	318.128 {106}
IS Ref	(Y_3710)	(Y_2243)	(Y_3600)	(Y_2243)	(Y_3710)	(Y_3600)
Units	ppb	ppb	ppb	ppb	ppb	ppb
Avg	**27440.**	**42.12**	**-.0511**	**252.4**	**2.601**	**28340.**
Stddev	132.	1.35	.4183	.6	.129	88.
%RSD	.4814	3.212	819.2	.2190	4.977	.3118
#1	27360.	42.89	.3696	251.8	2.486	28320.
#2	27590.	40.56	-.4668	252.8	2.741	28260.
#3	27370.	42.91	-.0560	252.6	2.575	28430.
Check ?	Chk Pass	Chk Pass	Chk Pass	Chk Pass	Chk Pass	Chk Pass
High Limit						
Low Limit						

Elem	Cd2265	Co2286	Cr2677	Cu3247	Fe2714	K_7664
Line	226.502 {449}	228.616 {447}	267.716 {126}	324.754 {104}	271.441 {124}	766.490 { 44}
IS Ref	(Y_2243)	(Y_2243)	(Y_3600)	(Y_3600)	(Y_3600)	(Y_3710)
Units	ppb	ppb	ppb	ppb	ppb	ppb
Avg	**-.8917**	**33.22**	**175.4**	**223.3**	**83640.**	**6261.**
Stddev	.1256	.25	.0	.7	280.	13.
%RSD	14.09	.7428	.0109	.3110	.3348	.2000
#1	-.9940	33.05	175.4	224.1	83680.	6274.
#2	-.7515	33.11	175.4	222.9	83340.	6249.
#3	-.9297	33.50	175.5	222.8	83890.	6259.
Check ?	Chk Pass	Chk Pass	Chk Pass	Chk Pass	Chk Pass	Chk Pass
High Limit						
Low Limit						

Elem	Mg2790	Mn2576	Na5895	Ni2316	Pb2203	Sb2068
Line	279.079 {121}	257.610 {131}	589.592 { 57}	231.604 {446}	220.353 {453}	206.833 {463}
IS Ref	(Y_3600)	(Y_3600)	(Y_3710)	(Y_2243)	(Y_2243)	(Y_2243)
Units	ppb	ppb	ppb	ppb	ppb	ppb
Avg	**14570.**	**729.3**	**1988.**	**69.27**	**109.9**	**.7746**
Stddev	45.	1.4	5.	.66	3.0	.7907
%RSD	.3093	.1911	.2565	.9533	2.728	102.1
#1	14570.	728.3	1988.	68.68	107.6	1.650
#2	14520.	728.6	1994.	69.15	108.8	.1121
#3	14610.	730.9	1984.	69.99	113.3	.5618
Check ?	Chk Pass	Chk Pass	Chk Pass	Chk Pass	Chk Pass	Chk Pass
High Limit						
Low Limit						

Sample Name: 460-111840-B-6-C@4 Acquired: 4/12/2016 12:17:16 Type: Unk
Method: sw04052016(v3) Mode: CONC Corr. Factor: 1.000000
User: admin Custom ID1: Custom ID2: Custom ID3:
Comment:

Elem	Se196	Tl1908	V_2924	Zn2062	B_2089	Mo2020
Line	196.090 {472}	190.856 {477}	292.402 {115}	206.200 {463}	208.959 {461}	202.030 {467}
IS Ref	(Y_2243)	(Y_2243)	(Y_3600)	(Y_2243)	(Y_2243)	(Y_2243)
Units	ppb	ppb	ppb	ppb	ppb	ppb
Avg	**2.100**	**-1.053**	**151.4**	**278.9**	**21.03**	**7.147**
Stddev	3.224	.525	.8	.4	.87	.381
%RSD	153.5	49.87	.5114	.1467	4.147	5.328
#1	-.6578	-.4536	151.5	278.6	20.77	6.745
#2	5.645	-1.271	150.5	279.3	22.00	7.195
#3	1.313	-1.433	152.0	278.6	20.31	7.502
Check ?	Chk Pass	Chk Pass	Chk Pass	Chk Pass	Chk Pass	Chk Pass
High Limit						
Low Limit						

Elem	Sn1899	Sr4077	Ti3349	Si2881
Line	189.989 {477}	407.771 { 83}	334.941 {101}	288.158 {117}
IS Ref	(Y_2243)	(Y_3710)	(Y_3600)	(Y_2243)
Units	ppb	ppb	ppb	ppb
Avg	**10.96**	**135.2**	**2477.**	**990.1**
Stddev	.34	.3	3.	19.7
%RSD	3.080	.2550	.1204	1.990
#1	10.76	134.9	2474.	1008.
#2	10.77	135.6	2480.	993.1
#3	11.35	135.1	2477.	969.1
Check ?	Chk Pass	Chk Pass	Chk Pass	Chk Pass
High Limit				
Low Limit				

Int. Std.	Y_2243	Y_3600	Y_3710
Line	224.306 {450}	360.073 { 94}	371.030 { 91}
Units	Cts/S	Cts/S	Cts/S
Avg	**3137.0**	**40772.**	**6755.6**
Stddev	14.0	61.	31.4
%RSD	.44667	.14988	.46505
#1	3125.3	40702.	6756.8
#2	3133.1	40804.	6723.6
#3	3152.5	40811.	6786.4

Sample Name: CCB Acquired: 4/12/2016 12:25:01 Type: QC
Method: sw04052016(v3) Mode: CONC Corr. Factor: 1.000000
User: admin Custom ID1: Custom ID2: Custom ID3:
Comment:

Elem	Al3961	As1890	Ag3280	Ba2335	Be3130	Ca3181
Line	396.152 { 85}	189.042 {478}	328.068 {103}	233.527 {445}	313.042 {108}	318.128 {106}
IS Ref	(Y_3710)	(Y_2243)	(Y_3600)	(Y_2243)	(Y_3710)	(Y_3600)
Units	ppb	ppb	ppb	ppb	ppb	ppb
Avg	**3.375**	**.3877**	**-.1906**	**.1180**	**-.0609**	**4.986**
Stddev	2.738	.4325	.0903	.0987	.0908	4.913
%RSD	81.12	111.6	47.40	83.63	149.3	98.54
#1	6.537	-.0204	-.1930	.2307	-.0061	5.115
#2	1.820	.8410	-.2797	.0470	-.0108	.0093
#3	1.769	.3424	-.0991	.0763	-.1657	9.833
Check ?	Chk Pass	Chk Pass	Chk Pass	Chk Pass	Chk Pass	Chk Pass
High Limit						
Low Limit						

Elem	Cd2265	Co2286	Cr2677	Cu3247	Fe2714	K_7664
Line	226.502 {449}	228.616 {447}	267.716 {126}	324.754 {104}	271.441 {124}	766.490 { 44}
IS Ref	(Y_2243)	(Y_2243)	(Y_3600)	(Y_3600)	(Y_3600)	(Y_3710)
Units	ppb	ppb	ppb	ppb	ppb	ppb
Avg	**.0175**	**-.0353**	**.0301**	**.1363**	**-6.305**	**3.566**
Stddev	.0736	.2522	.6128	.1356	2.469	14.13
%RSD	421.3	715.4	2034.	99.48	39.16	396.2
#1	-.0053	.0874	-.0125	-.0139	-8.905	18.43
#2	-.0420	.1322	.6631	.2497	-3.991	-9.687
#3	.0998	-.3254	-.5602	.1733	-6.019	1.954
Check ?	Chk Pass	Chk Pass	Chk Pass	Chk Pass	Chk Pass	Chk Pass
High Limit						
Low Limit						

Elem	Mg2790	Mn2576	Na5895	Ni2316	Pb2203	Sb2068
Line	279.079 {121}	257.610 {131}	589.592 { 57}	231.604 {446}	220.353 {453}	206.833 {463}
IS Ref	(Y_3600)	(Y_3600)	(Y_3710)	(Y_2243)	(Y_2243)	(Y_2243)
Units	ppb	ppb	ppb	ppb	ppb	ppb
Avg	**-1.781**	**.0036**	**4.060**	**.2548**	**.2997**	**1.178**
Stddev	3.692	.0583	4.211	.2049	1.863	1.556
%RSD	207.3	1621.	103.7	80.41	621.6	132.1
#1	-1.894	.0587	8.804	.3319	-.3625	-.5994
#2	-5.416	-.0574	2.613	.4099	-1.142	2.293
#3	1.965	.0095	.7626	.0226	2.404	1.840
Check ?	Chk Pass	Chk Pass	Chk Pass	Chk Pass	Chk Pass	Chk Pass
High Limit						
Low Limit						

Sample Name: CCB Acquired: 4/12/2016 12:25:01 Type: QC
Method: sw04052016(v3) Mode: CONC Corr. Factor: 1.000000
User: admin Custom ID1: Custom ID2: Custom ID3:
Comment:

Elem	Se196	Tl1908	V_2924	Zn2062	B_2089	Mo2020
Line	196.090 {472}	190.856 {477}	292.402 {115}	206.200 {463}	208.959 {461}	202.030 {467}
IS Ref	(Y_2243)	(Y_2243)	(Y_3600)	(Y_2243)	(Y_2243)	(Y_2243)
Units	ppb	ppb	ppb	ppb	ppb	ppb
Avg	**-.6229**	**1.173**	**-.0850**	**.0274**	**.6248**	**.9405**
Stddev	2.449	.650	.1967	.2343	.3087	.3231
%RSD	393.1	55.40	231.3	854.4	49.41	34.35
#1	-.0019	.9852	-.2204	.1716	.9365	1.289
#2	-3.322	.6382	.1406	-.2429	.3192	.8810
#3	1.456	1.897	-.1753	.1536	.6187	.6512
Check ?	Chk Pass	Chk Pass	Chk Pass	Chk Pass	Chk Pass	Chk Pass
High Limit						
Low Limit						

Elem	Sn1899	Sr4077	Ti3349	Si2881
Line	189.989 {477}	407.771 { 83}	334.941 {101}	288.158 {117}
IS Ref	(Y_2243)	(Y_3710)	(Y_3600)	(Y_2243)
Units	ppb	ppb	ppb	ppb
Avg	**.7572**	**.0312**	**.2586**	**8.588**
Stddev	.3293	.0569	.1380	6.531
%RSD	43.48	182.5	53.37	76.05
#1	.7306	.0548	.3877	6.764
#2	.4421	.0724	.1132	3.162
#3	1.099	-.0337	.2748	15.84
Check ?	Chk Pass	Chk Pass	Chk Pass	None
High Limit				
Low Limit				

Int. Std.	Y_2243	Y_3600	Y_3710
Line	224.306 {450}	360.073 { 94}	371.030 { 91}
Units	Cts/S	Cts/S	Cts/S
Avg	**3004.2**	**38331.**	**6169.0**
Stddev	10.6	225.	18.7
%RSD	.35346	.58642	.30263
#1	2993.8	38336.	6184.3
#2	3015.1	38553.	6148.2
#3	3003.7	38104.	6174.6

Sample Name: 460-111841-A-1-B@4 Acquired: 4/12/2016 12:37:10 Type: Unk
Method: sw04052016(v3) Mode: CONC Corr. Factor: 1.000000
User: admin Custom ID1: Custom ID2: Custom ID3:
Comment:

Elem	Al3961	As1890	Ag3280	Ba2335	Be3130	Ca3181
Line	396.152 { 85}	189.042 {478}	328.068 {103}	233.527 {445}	313.042 {108}	318.128 {106}
IS Ref	(Y_3710)	(Y_2243)	(Y_3600)	(Y_2243)	(Y_3710)	(Y_3600)
Units	ppb	ppb	ppb	ppb	ppb	ppb
Avg	**29120.**	**13.47**	**.4142**	**1146.**	**2.088**	**51360.**
Stddev	132.	1.85	.2834	4.	.055	261.
%RSD	.4546	13.72	68.42	.3666	2.612	.5090
#1	29160.	11.90	.7325	1151.	2.043	51140.
#2	29220.	15.51	.3213	1144.	2.149	51280.
#3	28970.	13.00	.1890	1143.	2.073	51650.
Check ?	Chk Pass	Chk Pass	Chk Pass	Chk Pass	Chk Pass	Chk Pass
High Limit						
Low Limit						

Elem	Cd2265	Co2286	Cr2677	Cu3247	Fe2714	K_7664
Line	226.502 {449}	228.616 {447}	267.716 {126}	324.754 {104}	271.441 {124}	766.490 { 44}
IS Ref	(Y_2243)	(Y_2243)	(Y_3600)	(Y_3600)	(Y_3600)	(Y_3710)
Units	ppb	ppb	ppb	ppb	ppb	ppb
Avg	**-.5691**	**25.26**	**74.64**	**85.70**	**62070.**	**4169.**
Stddev	.0211	.26	.50	.27	184.	14.
%RSD	3.711	1.020	.6711	.3205	.2956	.3420
#1	-.5516	25.25	74.13	85.99	62090.	4183.
#2	-.5632	25.01	74.66	85.69	61880.	4154.
#3	-.5926	25.52	75.14	85.44	62240.	4171.
Check ?	Chk Pass	Chk Pass	Chk Pass	Chk Pass	Chk Pass	Chk Pass
High Limit						
Low Limit						

Elem	Mg2790	Mn2576	Na5895	Ni2316	Pb2203	Sb2068
Line	279.079 {121}	257.610 {131}	589.592 { 57}	231.604 {446}	220.353 {453}	206.833 {463}
IS Ref	(Y_3600)	(Y_3600)	(Y_3710)	(Y_2243)	(Y_2243)	(Y_2243)
Units	ppb	ppb	ppb	ppb	ppb	ppb
Avg	**9768.**	**2783.**	**1612.**	**66.66**	**158.9**	**2.205**
Stddev	29.	5.	3.	.31	1.5	.941
%RSD	.2977	.1803	.1579	.4589	.9646	42.68
#1	9755.	2781.	1611.	67.00	159.0	1.181
#2	9748.	2779.	1615.	66.56	157.3	3.032
#3	9802.	2788.	1611.	66.41	160.3	2.404
Check ?	Chk Pass	Chk Pass	Chk Pass	Chk Pass	Chk Pass	Chk Pass
High Limit						
Low Limit						

Sample Name: 460-111841-A-1-B@4 Acquired: 4/12/2016 12:37:10 Type: Unk
Method: sw04052016(v3) Mode: CONC Corr. Factor: 1.000000
User: admin Custom ID1: Custom ID2: Custom ID3:
Comment:

Elem	Se196	Tl1908	V_2924	Zn2062	B_2089	Mo2020
Line	196.090 {472}	190.856 {477}	292.402 {115}	206.200 {463}	208.959 {461}	202.030 {467}
IS Ref	(Y_2243)	(Y_2243)	(Y_3600)	(Y_2243)	(Y_2243)	(Y_2243)
Units	ppb	ppb	ppb	ppb	ppb	ppb
Avg	**1.764**	**1.242**	**90.77**	**207.3**	**20.30**	**1.948**
Stddev	1.098	1.309	.39	.9	.50	.186
%RSD	62.28	105.4	.4269	.4455	2.451	9.535
#1	.5358	.1187	90.39	207.5	20.76	1.736
#2	2.653	2.679	90.74	206.3	19.77	2.083
#3	2.103	.9270	91.17	208.1	20.37	2.025
Check ?	Chk Pass	Chk Pass	Chk Pass	Chk Pass	Chk Pass	Chk Pass
High Limit						
Low Limit						

Elem	Sn1899	Sr4077	Ti3349	Si2881
Line	189.989 {477}	407.771 { 83}	334.941 {101}	288.158 {117}
IS Ref	(Y_2243)	(Y_3710)	(Y_3600)	(Y_2243)
Units	ppb	ppb	ppb	ppb
Avg	**43.93**	**183.5**	**1065.**	**2035.**
Stddev	1.04	.9	2.	38.
%RSD	2.365	.5166	.1447	1.887
#1	44.14	184.1	1067.	2078.
#2	42.81	183.9	1065.	2024.
#3	44.85	182.4	1064.	2004.
Check ?	Chk Pass	Chk Pass	Chk Pass	Chk Pass
High Limit				
Low Limit				

Int. Std.	Y_2243	Y_3600	Y_3710
Line	224.306 {450}	360.073 { 94}	371.030 { 91}
Units	Cts/S	Cts/S	Cts/S
Avg	**3033.8**	**39465.**	**6455.7**
Stddev	7.9	217.	49.5
%RSD	.26130	.55107	.76743
#1	3029.1	39543.	6510.9
#2	3043.0	39633.	6441.1
#3	3029.4	39219.	6415.1

Sample Name: 460-111841-A-7-B@4 Acquired: 4/12/2016 12:45:08 Type: Unk
Method: sw04052016(v3) Mode: CONC Corr. Factor: 1.000000
User: admin Custom ID1: Custom ID2: Custom ID3:
Comment:

Elem	Al3961	As1890	Ag3280	Ba2335	Be3130	Ca3181
Line	396.152 { 85}	189.042 {478}	328.068 {103}	233.527 {445}	313.042 {108}	318.128 {106}
IS Ref	(Y_3710)	(Y_2243)	(Y_3600)	(Y_2243)	(Y_3710)	(Y_3600)
Units	ppb	ppb	ppb	ppb	ppb	ppb
Avg	**14140.**	**5.504**	**.4052**	**152.6**	**.7972**	**39990.**
Stddev	46.	1.171	.3808	.5	.1210	76.
%RSD	.3283	21.27	93.98	.3371	15.18	.1905
#1	14150.	6.602	.7429	152.4	.9369	40050.
#2	14090.	4.272	-.0075	152.3	.7299	40020.
#3	14180.	5.639	.4802	153.2	.7247	39910.
Check ?	Chk Pass	Chk Pass	Chk Pass	Chk Pass	Chk Pass	Chk Pass
High Limit						
Low Limit						

Elem	Cd2265	Co2286	Cr2677	Cu3247	Fe2714	K_7664
Line	226.502 {449}	228.616 {447}	267.716 {126}	324.754 {104}	271.441 {124}	766.490 { 44}
IS Ref	(Y_2243)	(Y_2243)	(Y_3600)	(Y_3600)	(Y_3600)	(Y_3710)
Units	ppb	ppb	ppb	ppb	ppb	ppb
Avg	**-.4028**	**9.677**	**27.08**	**34.22**	**27080.**	**3359.**
Stddev	.1145	.129	.31	.20	74.	19.
%RSD	28.41	1.332	1.144	.5744	.2725	.5574
#1	-.3053	9.826	27.41	34.23	27060.	3349.
#2	-.3743	9.598	26.80	34.42	27160.	3347.
#3	-.5288	9.607	27.02	34.03	27020.	3380.
Check ?	Chk Pass	Chk Pass	Chk Pass	Chk Pass	Chk Pass	Chk Pass
High Limit						
Low Limit						

Elem	Mg2790	Mn2576	Na5895	Ni2316	Pb2203	Sb2068
Line	279.079 {121}	257.610 {131}	589.592 { 57}	231.604 {446}	220.353 {453}	206.833 {463}
IS Ref	(Y_3600)	(Y_3600)	(Y_3710)	(Y_2243)	(Y_2243)	(Y_2243)
Units	ppb	ppb	ppb	ppb	ppb	ppb
Avg	**8108.**	**824.9**	**4280.**	**22.12**	**15.87**	**1.238**
Stddev	38.	.7	15.	.88	.73	2.651
%RSD	.4684	.0846	.3443	3.959	4.611	214.1
#1	8139.	825.6	4267.	21.28	15.03	4.070
#2	8120.	824.3	4277.	23.03	16.32	.8270
#3	8066.	824.6	4296.	22.05	16.27	-1.183
Check ?	Chk Pass	Chk Pass	Chk Pass	Chk Pass	Chk Pass	Chk Pass
High Limit						
Low Limit						

Sample Name: 460-111841-A-7-B@4 Acquired: 4/12/2016 12:45:08 Type: Unk
Method: sw04052016(v3) Mode: CONC Corr. Factor: 1.000000
User: admin Custom ID1: Custom ID2: Custom ID3:
Comment:

Elem	Se196	Tl1908	V_2924	Zn2062	B_2089	Mo2020
Line	196.090 {472}	190.856 {477}	292.402 {115}	206.200 {463}	208.959 {461}	202.030 {467}
IS Ref	(Y_2243)	(Y_2243)	(Y_3600)	(Y_2243)	(Y_2243)	(Y_2243)
Units	ppb	ppb	ppb	ppb	ppb	ppb
Avg	**1.042**	**.9930**	**24.88**	**109.8**	**18.58**	**.4397**
Stddev	1.852	1.873	.24	.3	.14	.2983
%RSD	177.8	188.6	.9509	.2399	.7280	67.85
#1	1.174	2.988	24.88	109.8	18.53	.5286
#2	2.824	-.7281	24.64	109.5	18.48	.1070
#3	-.8730	.7192	25.11	110.1	18.73	.6835
Check ?	Chk Pass	Chk Pass	Chk Pass	Chk Pass	Chk Pass	Chk Pass
High Limit						
Low Limit						

Elem	Sn1899	Sr4077	Ti3349	Si2881
Line	189.989 {477}	407.771 { 83}	334.941 {101}	288.158 {117}
IS Ref	(Y_2243)	(Y_3710)	(Y_3600)	(Y_2243)
Units	ppb	ppb	ppb	ppb
Avg	**2.295**	**229.0**	**412.6**	**1819.**
Stddev	.708	1.0	.3	23.
%RSD	30.85	.4400	.0770	1.256
#1	3.057	228.8	412.4	1835.
#2	2.171	228.1	412.5	1793.
#3	1.657	230.1	413.0	1828.
Check ?	Chk Pass	Chk Pass	Chk Pass	Chk Pass
High Limit				
Low Limit				

Int. Std.	Y_2243	Y_3600	Y_3710
Line	224.306 {450}	360.073 { 94}	371.030 { 91}
Units	Cts/S	Cts/S	Cts/S
Avg	**2939.6**	**38194.**	**6317.8**
Stddev	2.7	201.	2.5
%RSD	.09325	.52604	.03893
#1	2936.7	37971.	6319.9
#2	2942.1	38251.	6318.4
#3	2940.1	38361.	6315.1

Sample Name: 460-111764-B-1-A@4 Acquired: 4/12/2016 12:53:06 Type: Unk
Method: sw04052016(v3) Mode: CONC Corr. Factor: 1.000000
User: admin Custom ID1: Custom ID2: Custom ID3:
Comment:

Elem	Al3961	As1890	Ag3280	Ba2335	Be3130	Ca3181
Line	396.152 { 85}	189.042 {478}	328.068 {103}	233.527 {445}	313.042 {108}	318.128 {106}
IS Ref	(Y_3710)	(Y_2243)	(Y_3600)	(Y_2243)	(Y_3710)	(Y_3600)
Units	ppb	ppb	ppb	ppb	ppb	ppb
Avg	**4979.**	**-.4995**	**.8787**	**48.85**	**.0290**	F **290100.**
Stddev	15.	.1557	.0338	.25	.0927	404.
%RSD	.2971	31.17	3.841	.5207	319.4	.1393
#1	4992.	-.3313	.8647	48.68	.0172	289800.
#2	4983.	-.6385	.9173	49.15	-.0572	290600.
#3	4963.	-.5287	.8543	48.74	.1271	290000.
Check ?	Chk Pass	Chk Pass	Chk Pass	Chk Pass	Chk Pass	Chk Fail
High Limit						250000.
Low Limit						-200.0

Elem	Cd2265	Co2286	Cr2677	Cu3247	Fe2714	K_7664
Line	226.502 {449}	228.616 {447}	267.716 {126}	324.754 {104}	271.441 {124}	766.490 { 44}
IS Ref	(Y_2243)	(Y_2243)	(Y_3600)	(Y_3600)	(Y_3600)	(Y_3710)
Units	ppb	ppb	ppb	ppb	ppb	ppb
Avg	**-.7786**	**2.853**	**32.08**	**101.3**	**68220.**	**991.2**
Stddev	.1163	.413	.23	.5	247.	29.0
%RSD	14.94	14.49	.7217	.5313	.3621	2.930
#1	-.8637	2.560	32.20	101.4	68050.	985.1
#2	-.8260	2.673	31.82	101.8	68500.	965.8
#3	-.6461	3.326	32.24	100.7	68100.	1023.
Check ?	Chk Pass	Chk Pass	Chk Pass	Chk Pass	Chk Pass	Chk Pass
High Limit						
Low Limit						

Elem	Mg2790	Mn2576	Na5895	Ni2316	Pb2203	Sb2068
Line	279.079 {121}	257.610 {131}	589.592 { 57}	231.604 {446}	220.353 {453}	206.833 {463}
IS Ref	(Y_3600)	(Y_3600)	(Y_3710)	(Y_2243)	(Y_2243)	(Y_2243)
Units	ppb	ppb	ppb	ppb	ppb	ppb
Avg	**10570.**	**412.5**	**1813.**	**25.29**	**1.266**	**-2.413**
Stddev	30.	.6	6.	.34	1.052	3.394
%RSD	.2843	.1457	.3217	1.350	83.10	140.7
#1	10580.	411.8	1820.	25.24	2.479	-.7111
#2	10600.	412.9	1811.	25.65	.6217	-.2063
#3	10540.	412.8	1809.	24.98	.6958	-6.321
Check ?	Chk Pass	Chk Pass	Chk Pass	Chk Pass	Chk Pass	Chk Pass
High Limit						
Low Limit						

Sample Name: 460-111764-B-1-A@4 Acquired: 4/12/2016 12:53:06 Type: Unk
Method: sw04052016(v3) Mode: CONC Corr. Factor: 1.000000
User: admin Custom ID1: Custom ID2: Custom ID3:
Comment:

Elem	Se196	Tl1908	V_2924	Zn2062	B_2089	Mo2020
Line	196.090 {472}	190.856 {477}	292.402 {115}	206.200 {463}	208.959 {461}	202.030 {467}
IS Ref	(Y_2243)	(Y_2243)	(Y_3600)	(Y_2243)	(Y_2243)	(Y_2243)
Units	ppb	ppb	ppb	ppb	ppb	ppb
Avg	**-1.171**	**.2184**	**-.0895**	**124.9**	**25.63**	**3.145**
Stddev	2.533	2.258	.0136	.6	.16	.180
%RSD	216.4	1034.	15.18	.4872	.6100	5.725
#1	-1.660	.3072	-.0999	125.1	25.45	3.353
#2	-3.423	-2.083	-.0944	125.5	25.71	3.049
#3	1.572	2.431	-.0741	124.3	25.72	3.033
Check ?	Chk Pass	Chk Pass	Chk Pass	Chk Pass	Chk Pass	Chk Pass
High Limit						
Low Limit						

Elem	Sn1899	Sr4077	Ti3349	Si2881
Line	189.989 {477}	407.771 { 83}	334.941 {101}	288.158 {117}
IS Ref	(Y_2243)	(Y_3710)	(Y_3600)	(Y_2243)
Units	ppb	ppb	ppb	ppb
Avg	**3.383**	**222.1**	**68.00**	**5986.**
Stddev	1.320	1.1	.33	64.
%RSD	39.01	.4901	.4909	1.074
#1	2.401	223.3	67.61	5913.
#2	2.865	221.2	68.19	6008.
#3	4.883	221.9	68.19	6036.
Check ?	Chk Pass	Chk Pass	Chk Pass	Chk Pass
High Limit				
Low Limit				

Int. Std.	Y_2243	Y_3600	Y_3710
Line	224.306 {450}	360.073 { 94}	371.030 { 91}
Units	Cts/S	Cts/S	Cts/S
Avg	**2789.2**	**36821.**	**6153.1**
Stddev	11.8	83.	29.0
%RSD	.42406	.22537	.47112
#1	2783.6	36813.	6119.7
#2	2781.2	36743.	6171.6
#3	2802.8	36908.	6168.0

Sample Name: MB 460-361875/1-A Acquired: 4/12/2016 12:57:06 Type: QC
Method: sw04052016(v3) Mode: CONC Corr. Factor: 1.000000
User: admin Custom ID1: Custom ID2: Custom ID3:
Comment:

Elem	Al3961	As1890	Ag3280	Ba2335	Be3130	Ca3181
Line	396.152 { 85}	189.042 {478}	328.068 {103}	233.527 {445}	313.042 {108}	318.128 {106}
IS Ref	(Y_3710)	(Y_2243)	(Y_3600)	(Y_2243)	(Y_3710)	(Y_3600)
Units	ppb	ppb	ppb	ppb	ppb	ppb
Avg	**-11.59**	**.6824**	**-.3688**	**-.2295**	**-.0448**	**27.98**
Stddev	10.35	2.744	.4259	.1052	.0410	2.30
%RSD	89.32	402.1	115.5	45.86	91.65	8.219
#1	-23.37	1.457	-.3829	-.1831	-.0004	30.42
#2	-3.977	2.956	.0641	-.3500	-.0814	27.69
#3	-7.413	-2.366	-.7874	-.1555	-.0525	25.85
Check ?	Chk Pass	Chk Pass	Chk Pass	Chk Pass	Chk Pass	Chk Pass
High Limit						
Low Limit						

Elem	Cd2265	Co2286	Cr2677	Cu3247	Fe2714	K_7664
Line	226.502 {449}	228.616 {447}	267.716 {126}	324.754 {104}	271.441 {124}	766.490 { 44}
IS Ref	(Y_2243)	(Y_2243)	(Y_3600)	(Y_3600)	(Y_3600)	(Y_3710)
Units	ppb	ppb	ppb	ppb	ppb	ppb
Avg	**.0356**	**-.1622**	**-.0364**	**4.642**	**1.983**	**-7.935**
Stddev	.0691	.1349	.4481	.328	10.76	13.35
%RSD	194.2	83.13	1230.	7.066	542.5	168.3
#1	.0352	-.0785	.0186	4.327	14.41	-12.77
#2	-.0333	-.0903	.3816	4.617	-4.000	-18.19
#3	.1049	-.3178	-.5095	4.982	-4.456	7.160
Check ?	Chk Pass	Chk Pass	Chk Pass	Chk Pass	Chk Pass	Chk Pass
High Limit						
Low Limit						

Elem	Mg2790	Mn2576	Na5895	Ni2316	Pb2203	Sb2068
Line	279.079 {121}	257.610 {131}	589.592 { 57}	231.604 {446}	220.353 {453}	206.833 {463}
IS Ref	(Y_3600)	(Y_3600)	(Y_3710)	(Y_2243)	(Y_2243)	(Y_2243)
Units	ppb	ppb	ppb	ppb	ppb	ppb
Avg	**7.547**	**.0439**	**38.56**	**.5065**	**-1.036**	**.9243**
Stddev	1.861	.0782	3.85	.1700	.727	.8612
%RSD	24.66	178.2	9.995	33.57	70.13	93.18
#1	9.539	.1332	37.26	.4616	-1.668	1.773
#2	7.248	.0110	42.90	.3635	-.2424	.9488
#3	5.854	-.0125	35.53	.6945	-1.197	.0510
Check ?	Chk Pass	Chk Pass	Chk Pass	Chk Pass	Chk Pass	Chk Pass
High Limit						
Low Limit						

Sample Name: MB 460-361875/1-A Acquired: 4/12/2016 12:57:06 Type: QC
Method: sw04052016(v3) Mode: CONC Corr. Factor: 1.000000
User: admin Custom ID1: Custom ID2: Custom ID3:
Comment:

Elem	Se196	Tl1908	V_2924	Zn2062	B_2089	Mo2020
Line	196.090 {472}	190.856 {477}	292.402 {115}	206.200 {463}	208.959 {461}	202.030 {467}
IS Ref	(Y_2243)	(Y_2243)	(Y_3600)	(Y_2243)	(Y_2243)	(Y_2243)
Units	ppb	ppb	ppb	ppb	ppb	ppb
Avg	**-2.354**	**1.324**	**-.3145**	**1.089**	**-.0983**	**-.1929**
Stddev	1.725	.974	.2694	.279	.4764	.0674
%RSD	73.27	73.54	85.64	25.58	484.6	34.95
#1	-.9006	1.414	-.6243	1.165	-.6282	-.2683
#2	-4.260	.3082	-.1347	.7806	.0389	-.1385
#3	-1.901	2.249	-.1847	1.322	.2944	-.1718
Check ?	Chk Pass	Chk Pass	Chk Pass	Chk Pass	Chk Pass	Chk Pass
High Limit						
Low Limit						

Elem	Sn1899	Sr4077	Ti3349	Si2881
Line	189.989 {477}	407.771 { 83}	334.941 {101}	288.158 {117}
IS Ref	(Y_2243)	(Y_3710)	(Y_3600)	(Y_2243)
Units	ppb	ppb	ppb	ppb
Avg	**.6300**	**.0933**	**-.1364**	**94.88**
Stddev	.4783	.0200	.1663	44.10
%RSD	75.92	21.45	122.0	46.48
#1	.9143	.1144	-.0446	145.8
#2	.0778	.0745	-.3284	67.74
#3	.8978	.0909	-.0361	71.14
Check ?	Chk Pass	Chk Pass	Chk Pass	None
High Limit				
Low Limit				

Int. Std.	Y_2243	Y_3600	Y_3710
Line	224.306 {450}	360.073 { 94}	371.030 { 91}
Units	Cts/S	Cts/S	Cts/S
Avg	**3000.5**	**38555.**	**6227.1**
Stddev	13.1	227.	18.7
%RSD	.43786	.58769	.30102
#1	3000.1	38812.	6208.6
#2	3013.9	38385.	6226.6
#3	2987.6	38468.	6246.0

Sample Name: LCS 460-361875/2-A@2 Acquired: 4/12/2016 13:01:14 Type: QC
Method: sw04052016(v3) Mode: CONC Corr. Factor: 1.000000
User: admin Custom ID1: Custom ID2: Custom ID3:
Comment:

Elem	Al3961	As1890	Ag3280	Ba2335	Be3130	Ca3181
Line	396.152 { 85}	189.042 {478}	328.068 {103}	233.527 {445}	313.042 {108}	318.128 {106}
IS Ref	(Y_3710)	(Y_2243)	(Y_3600)	(Y_2243)	(Y_3710)	(Y_3600)
Units	ppb	ppb	ppb	ppb	ppb	ppb
Avg	**2428.**	**2253.**	**237.9**	**4807.**	**486.6**	**9482.**
Stddev	17.	7.	1.0	7.	2.0	19.
%RSD	.7186	.3155	.4073	.1539	.4018	.2021
#1	2408.	2261.	239.1	4815.	488.9	9497.
#2	2440.	2249.	237.3	4805.	485.3	9489.
#3	2435.	2248.	237.5	4801.	485.7	9460.
Check ?	None	Chk Pass	Chk Pass	Chk Pass	Chk Pass	None
Value						
Range						

Elem	Cd2265	Co2286	Cr2677	Cu3247	Fe2714	K_7664
Line	226.502 {449}	228.616 {447}	267.716 {126}	324.754 {104}	271.441 {124}	766.490 { 44}
IS Ref	(Y_2243)	(Y_2243)	(Y_3600)	(Y_3600)	(Y_3600)	(Y_3710)
Units	ppb	ppb	ppb	ppb	ppb	ppb
Avg	**503.5**	**513.1**	**2366.**	**476.9**	**487.6**	**9241.**
Stddev	.7	1.3	10.	1.3	14.8	27.
%RSD	.1415	.2572	.4113	.2627	3.028	.2957
#1	504.3	514.6	2371.	478.3	496.0	9260.
#2	502.9	512.9	2372.	476.1	496.2	9254.
#3	503.3	511.9	2354.	476.2	470.5	9210.
Check ?	Chk Pass	None	Chk Pass	Chk Pass	None	None
Value						
Range						

Elem	Mg2790	Mn2576	Na5895	Ni2316	Pb2203	Sb2068
Line	279.079 {121}	257.610 {131}	589.592 { 57}	231.604 {446}	220.353 {453}	206.833 {463}
IS Ref	(Y_3600)	(Y_3600)	(Y_3710)	(Y_2243)	(Y_2243)	(Y_2243)
Units	ppb	ppb	ppb	ppb	ppb	ppb
Avg	**9093.**	**515.1**	**9206.**	**512.0**	**2329.**	**471.9**
Stddev	76.	2.2	29.	1.5	5.	2.0
%RSD	.8353	.4366	.3110	.2986	.1992	.4288
#1	9173.	517.2	9191.	513.6	2334.	473.3
#2	9085.	515.4	9188.	510.6	2325.	469.6
#3	9022.	512.7	9239.	511.8	2328.	472.7
Check ?	None	None	None	Chk Pass	Chk Pass	None
Value						
Range						

Sample Name: LCS 460-361875/2-A@2 Acquired: 4/12/2016 13:01:14 Type: QC
Method: sw04052016(v3) Mode: CONC Corr. Factor: 1.000000
User: admin Custom ID1: Custom ID2: Custom ID3:
Comment:

Elem	Se196	Tl1908	V_2924	Zn2062	B_2089	Mo2020
Line	196.090 {472}	190.856 {477}	292.402 {115}	206.200 {463}	208.959 {461}	202.030 {467}
IS Ref	(Y_2243)	(Y_2243)	(Y_3600)	(Y_2243)	(Y_2243)	(Y_2243)
Units	ppb	ppb	ppb	ppb	ppb	ppb
Avg	**471.9**	**517.7**	**250.0**	**522.4**	**470.6**	**490.1**
Stddev	2.9	1.0	.7	1.6	2.8	1.4
%RSD	.6055	.1917	.2802	.3035	.5960	.2835
#1	475.1	516.9	249.3	522.9	471.4	491.5
#2	471.1	518.8	250.7	520.6	467.5	490.1
#3	469.6	517.4	249.9	523.7	473.0	488.7
Check ?	Chk Pass	None	None	Chk Pass	None	None
Value						
Range						

Elem	Sn1899	Sr4077	Ti3349	Si2881
Line	189.989 {477}	407.771 { 83}	334.941 {101}	288.158 {117}
IS Ref	(Y_2243)	(Y_3710)	(Y_3600)	(Y_2243)
Units	ppb	ppb	ppb	ppb
Avg	**474.6**	**493.4**	**505.8**	**103.8**
Stddev	1.1	.4	1.6	19.4
%RSD	.2229	.0771	.3212	18.72
#1	475.7	493.0	506.8	120.0
#2	474.3	493.8	506.6	109.0
#3	473.7	493.4	503.9	82.27
Check ?	None	None	None	None
Value				
Range				

Int. Std.	Y_2243	Y_3600	Y_3710
Line	224.306 {450}	360.073 { 94}	371.030 { 91}
Units	Cts/S	Cts/S	Cts/S
Avg	**2974.9**	**38305.**	**6188.6**
Stddev	11.7	177.	3.6
%RSD	.39244	.46102	.05750
#1	2962.7	38106.	6184.6
#2	2985.9	38368.	6190.2
#3	2976.1	38442.	6191.2

Sample Name: 460-111840-A-6-C DU Acquired: 4/12/2016 13:05:01 Type: Unk
Method: sw04052016(v3) Mode: CONC Corr. Factor: 1.000000
User: admin Custom ID1: Custom ID2: Custom ID3:
Comment:

Elem	Al3961	As1890	Ag3280	Ba2335	Be3130	Ca3181
Line	396.152 { 85}	189.042 {478}	328.068 {103}	233.527 {445}	313.042 {108}	318.128 {106}
IS Ref	(Y_3710)	(Y_2243)	(Y_3600)	(Y_2243)	(Y_3710)	(Y_3600)
Units	ppb	ppb	ppb	ppb	ppb	ppb
Avg	**230.2**	**1.951**	**.2784**	**123.3**	**-.0219**	**44920.**
Stddev	7.5	1.887	.4410	.8	.0402	275.
%RSD	3.271	96.72	158.4	.6095	183.6	.6113
#1	224.9	3.632	.2498	124.2	-.0384	45180.
#2	226.9	-.0905	.7330	123.0	.0239	44630.
#3	238.8	2.312	-.1476	122.8	-.0512	44940.
Check ?	Chk Pass	Chk Pass	Chk Pass	Chk Pass	Chk Pass	Chk Pass
High Limit						
Low Limit						

Elem	Cd2265	Co2286	Cr2677	Cu3247	Fe2714	K_7664
Line	226.502 {449}	228.616 {447}	267.716 {126}	324.754 {104}	271.441 {124}	766.490 { 44}
IS Ref	(Y_2243)	(Y_2243)	(Y_3600)	(Y_3600)	(Y_3600)	(Y_3710)
Units	ppb	ppb	ppb	ppb	ppb	ppb
Avg	**.3103**	**4.121**	**1.921**	**7.461**	**90.97**	**1416.**
Stddev	.0978	.103	.741	.102	2.73	39.
%RSD	31.53	2.494	38.55	1.362	3.001	2.732
#1	.3870	4.008	2.360	7.577	88.10	1379.
#2	.2001	4.209	1.066	7.392	93.53	1456.
#3	.3438	4.146	2.338	7.413	91.30	1412.
Check ?	Chk Pass	Chk Pass	Chk Pass	Chk Pass	Chk Pass	Chk Pass
High Limit						
Low Limit						

Elem	Mg2790	Mn2576	Na5895	Ni2316	Pb2203	Sb2068
Line	279.079 {121}	257.610 {131}	589.592 { 57}	231.604 {446}	220.353 {453}	206.833 {463}
IS Ref	(Y_3600)	(Y_3600)	(Y_3710)	(Y_2243)	(Y_2243)	(Y_2243)
Units	ppb	ppb	ppb	ppb	ppb	ppb
Avg	**3601.**	**253.3**	F **281800.**	**7.284**	**2.182**	**-1.100**
Stddev	18.	.8	3292.	.286	.789	1.605
%RSD	.4918	.3324	1.168	3.926	36.15	145.8
#1	3620.	254.2	280700.	7.075	1.589	.5575
#2	3585.	252.6	285500.	7.166	3.077	-2.646
#3	3597.	253.2	279200.	7.610	1.880	-1.212
Check ?	Chk Pass	Chk Pass	Chk Fail	Chk Pass	Chk Pass	Chk Pass
High Limit			250000.			
Low Limit			-5000.			

Sample Name: 460-111840-A-6-C DU Acquired: 4/12/2016 13:05:01 Type: Unk
Method: sw04052016(v3) Mode: CONC Corr. Factor: 1.000000
User: admin Custom ID1: Custom ID2: Custom ID3:
Comment:

Elem	Se196	Tl1908	V_2924	Zn2062	B_2089	Mo2020
Line	196.090 {472}	190.856 {477}	292.402 {115}	206.200 {463}	208.959 {461}	202.030 {467}
IS Ref	(Y_2243)	(Y_2243)	(Y_3600)	(Y_2243)	(Y_2243)	(Y_2243)
Units	ppb	ppb	ppb	ppb	ppb	ppb
Avg	**-.8326**	**.2485**	**.9238**	**40.66**	**19.02**	**.0606**
Stddev	2.166	1.414	.2490	.45	.43	.3939
%RSD	260.1	569.1	26.95	1.102	2.266	649.8
#1	1.667	1.604	.6995	41.02	19.38	.3149
#2	-2.154	.3596	1.192	40.80	18.55	.2600
#3	-2.011	-1.218	.8802	40.16	19.15	-.3931
Check ?	Chk Pass	Chk Pass	Chk Pass	Chk Pass	Chk Pass	Chk Pass
High Limit						
Low Limit						

Elem	Sn1899	Sr4077	Ti3349	Si2881
Line	189.989 {477}	407.771 { 83}	334.941 {101}	288.158 {117}
IS Ref	(Y_2243)	(Y_3710)	(Y_3600)	(Y_2243)
Units	ppb	ppb	ppb	ppb
Avg	**1.101**	**177.8**	**5.383**	**1247.**
Stddev	.468	.5	.259	23.
%RSD	42.52	.2643	4.811	1.856
#1	1.303	177.6	5.285	1271.
#2	1.434	178.4	5.677	1225.
#3	.5656	177.6	5.188	1244.
Check ?	Chk Pass	Chk Pass	Chk Pass	Chk Pass
High Limit				
Low Limit				

Int. Std.	Y_2243	Y_3600	Y_3710
Line	224.306 {450}	360.073 { 94}	371.030 { 91}
Units	Cts/S	Cts/S	Cts/S
Avg	**2884.1**	**37023.**	**6075.5**
Stddev	1.8	230.	24.3
%RSD	.06147	.62228	.40048
#1	2882.1	36832.	6093.0
#2	2885.2	37279.	6085.6
#3	2885.1	36958.	6047.7

Sample Name: CCV Acquired: 4/12/2016 13:13:23 Type: QC
Method: sw04052016(v3) Mode: CONC Corr. Factor: 1.000000
User: admin Custom ID1: Custom ID2: Custom ID3:
Comment:

Elem	Al3961	As1890	Ag3280	Ba2335	Be3130	Ca3181
Line	396.152 { 85}	189.042 {478}	328.068 {103}	233.527 {445}	313.042 {108}	318.128 {106}
IS Ref	(Y_3710)	(Y_2243)	(Y_3600)	(Y_2243)	(Y_3710)	(Y_3600)
Units	ppb	ppb	ppb	ppb	ppb	ppb
Avg	**128900.**	**2447.**	**1252.**	**9935.**	**1020.**	**124700.**
Stddev	238.	17.	2.	8.	.	208.
%RSD	.1847	.6832	.1415	.0768	.0405	.1670
#1	128800.	2437.	1250.	9936.	1020.	124500.
#2	129100.	2439.	1253.	9927.	1021.	124900.
#3	128700.	2466.	1252.	9942.	1020.	124800.
Check ?	Chk Pass	Chk Pass	Chk Pass	Chk Pass	Chk Pass	Chk Pass
Value						
Range						

Elem	Cd2265	Co2286	Cr2677	Cu3247	Fe2714	K_7664
Line	226.502 {449}	228.616 {447}	267.716 {126}	324.754 {104}	271.441 {124}	766.490 { 44}
IS Ref	(Y_2243)	(Y_2243)	(Y_3600)	(Y_3600)	(Y_3600)	(Y_3710)
Units	ppb	ppb	ppb	ppb	ppb	ppb
Avg	**1250.**	**2510.**	**4925.**	**12410.**	**103100.**	**50060.**
Stddev	4.	4.	4.	22.	321.	54.
%RSD	.3049	.1421	.0839	.1738	.3113	.1079
#1	1247.	2507.	4920.	12400.	102800.	50000.
#2	1248.	2509.	4928.	12430.	103500.	50110.
#3	1254.	2514.	4926.	12390.	103100.	50070.
Check ?	Chk Pass	Chk Pass	Chk Pass	Chk Pass	Chk Pass	Chk Pass
Value						
Range						

Elem	Mg2790	Mn2576	Na5895	Ni2316	Pb2203	Sb2068
Line	279.079 {121}	257.610 {131}	589.592 { 57}	231.604 {446}	220.353 {453}	206.833 {463}
IS Ref	(Y_3600)	(Y_3600)	(Y_3710)	(Y_2243)	(Y_2243)	(Y_2243)
Units	ppb	ppb	ppb	ppb	ppb	ppb
Avg	**122700.**	**5082.**	**123200.**	**2475.**	**7301.**	**986.8**
Stddev	140.	9.	203.	5.	17.	3.2
%RSD	.1138	.1687	.1645	.1970	.2330	.3218
#1	122600.	5073.	123200.	2472.	7294.	983.5
#2	122700.	5090.	123000.	2472.	7288.	987.1
#3	122800.	5081.	123400.	2480.	7320.	989.8
Check ?	Chk Pass	Chk Pass	Chk Pass	Chk Pass	Chk Pass	Chk Pass
Value						
Range						

Sample Name: CCV Acquired: 4/12/2016 13:13:23 Type: QC
Method: sw04052016(v3) Mode: CONC Corr. Factor: 1.000000
User: admin Custom ID1: Custom ID2: Custom ID3:
Comment:

Elem	Se196	Tl1908	V_2924	Zn2062	B_2089	Mo2020
Line	196.090 {472}	190.856 {477}	292.402 {115}	206.200 {463}	208.959 {461}	202.030 {467}
IS Ref	(Y_2243)	(Y_2243)	(Y_3600)	(Y_2243)	(Y_2243)	(Y_2243)
Units	ppb	ppb	ppb	ppb	ppb	ppb
Avg	**2447.**	**2554.**	**2515.**	**2559.**	**969.6**	**2479.**
Stddev	12.	19.	5.	8.	6.2	5.
%RSD	.4702	.7487	.2065	.3160	.6367	.1902
#1	2443.	2572.	2510.	2552.	965.0	2478.
#2	2437.	2534.	2521.	2557.	967.2	2474.
#3	2460.	2557.	2515.	2568.	976.6	2483.
Check ?	Chk Pass	Chk Pass	Chk Pass	Chk Pass	Chk Pass	Chk Pass
Value						
Range						

Elem	Sn1899	Sr4077	Ti3349	Si2881
Line	189.989 {477}	407.771 { 83}	334.941 {101}	288.158 {117}
IS Ref	(Y_2243)	(Y_3710)	(Y_3600)	(Y_2243)
Units	ppb	ppb	ppb	ppb
Avg	**993.5**	**5115.**	**10170.**	**9774.**
Stddev	2.9	6.	73.	94.
%RSD	.2899	.1158	.7156	.9610
#1	992.3	5108.	10240.	9690.
#2	991.4	5118.	10100.	9758.
#3	996.8	5119.	10170.	9876.
Check ?	Chk Pass	Chk Pass	Chk Pass	None
Value				
Range				

Int. Std.	Y_2243	Y_3600	Y_3710
Line	224.306 {450}	360.073 { 94}	371.030 { 91}
Units	Cts/S	Cts/S	Cts/S
Avg	**2792.6**	**36137.**	**5991.5**
Stddev	4.5	75.	31.6
%RSD	.16179	.20832	.52758
#1	2791.5	36050.	5956.0
#2	2797.6	36180.	6002.0
#3	2788.7	36182.	6016.5

Sample Name: CCVL Acquired: 4/12/2016 13:21:17 Type: QC
Method: sw04052016(v3) Mode: CONC Corr. Factor: 1.000000
User: admin Custom ID1: Custom ID2: Custom ID3:
Comment:

Elem	Al3961	As1890	Ag3280	Ba2335	Be3130	Ca3181
Line	396.152 { 85}	189.042 {478}	328.068 {103}	233.527 {445}	313.042 {108}	318.128 {106}
IS Ref	(Y_3710)	(Y_2243)	(Y_3600)	(Y_2243)	(Y_3710)	(Y_3600)
Units	ppb	ppb	ppb	ppb	ppb	ppb
Avg	**218.4**	**15.44**	**9.625**	**203.2**	**1.967**	**4959.**
Stddev	10.8	.09	.176	.6	.097	15.
%RSD	4.934	.5728	1.829	.3014	4.955	.2987
#1	206.9	15.34	9.423	203.6	2.063	4968.
#2	228.2	15.47	9.751	203.4	1.968	4967.
#3	220.1	15.51	9.700	202.5	1.868	4942.
Check ?	Chk Pass	Chk Pass	Chk Pass	Chk Pass	Chk Pass	Chk Pass
Value						
Range						

Elem	Cd2265	Co2286	Cr2677	Cu3247	Fe2714	K_7664
Line	226.502 {449}	228.616 {447}	267.716 {126}	324.754 {104}	271.441 {124}	766.490 { 44}
IS Ref	(Y_2243)	(Y_2243)	(Y_3600)	(Y_3600)	(Y_3600)	(Y_3710)
Units	ppb	ppb	ppb	ppb	ppb	ppb
Avg	**4.205**	**52.08**	**9.584**	**24.54**	**153.1**	**4870.**
Stddev	.125	.24	.724	.46	6.4	48.
%RSD	2.981	.4557	7.554	1.891	4.156	.9936
#1	4.095	52.20	8.947	25.07	146.4	4901.
#2	4.342	51.81	10.37	24.30	159.1	4895.
#3	4.178	52.23	9.434	24.23	153.7	4814.
Check ?	Chk Pass	Chk Pass	Chk Pass	Chk Pass	Chk Pass	Chk Pass
Value						
Range						

Elem	Mg2790	Mn2576	Na5895	Ni2316	Pb2203	Sb2068
Line	279.079 {121}	257.610 {131}	589.592 { 57}	231.604 {446}	220.353 {453}	206.833 {463}
IS Ref	(Y_3600)	(Y_3600)	(Y_3710)	(Y_2243)	(Y_2243)	(Y_2243)
Units	ppb	ppb	ppb	ppb	ppb	ppb
Avg	**4741.**	**15.70**	**4849.**	**41.80**	**9.417**	**19.51**
Stddev	23.	.13	34.	.26	1.187	1.51
%RSD	.4862	.8386	.7112	.6143	12.61	7.725
#1	4755.	15.84	4864.	42.09	10.37	18.64
#2	4753.	15.66	4874.	41.71	9.796	21.25
#3	4714.	15.59	4810.	41.60	8.086	18.64
Check ?	Chk Pass	Chk Pass	Chk Pass	Chk Pass	Chk Pass	Chk Pass
Value						
Range						

Sample Name: CCVL Acquired: 4/12/2016 13:21:17 Type: QC
Method: sw04052016(v3) Mode: CONC Corr. Factor: 1.000000
User: admin Custom ID1: Custom ID2: Custom ID3:
Comment:

Elem	Se196	Tl1908	V_2924	Zn2062	B_2089	Mo2020
Line	196.090 {472}	190.856 {477}	292.402 {115}	206.200 {463}	208.959 {461}	202.030 {467}
IS Ref	(Y_2243)	(Y_2243)	(Y_3600)	(Y_2243)	(Y_2243)	(Y_2243)
Units	ppb	ppb	ppb	ppb	ppb	ppb
Avg	**19.16**	**22.59**	**50.78**	**31.68**	**48.70**	**19.73**
Stddev	1.76	.97	.23	.30	.57	.13
%RSD	9.176	4.301	.4563	.9550	1.178	.6456
#1	21.16	23.18	50.83	32.00	48.22	19.87
#2	17.85	21.47	50.53	31.63	49.34	19.68
#3	18.47	23.13	50.99	31.40	48.54	19.63
Check ?	Chk Pass	Chk Pass	Chk Pass	Chk Pass	Chk Pass	Chk Pass
Value						
Range						

Elem	Sn1899	Sr4077	Ti3349	Si2881
Line	189.989 {477}	407.771 { 83}	334.941 {101}	288.158 {117}
IS Ref	(Y_2243)	(Y_3710)	(Y_3600)	(Y_2243)
Units	ppb	ppb	ppb	ppb
Avg	**50.63**	**20.87**	**20.83**	F **17.19**
Stddev	.69	.15	.13	13.67
%RSD	1.358	.7228	.6145	79.52
#1	50.07	21.04	20.78	3.262
#2	50.42	20.83	20.97	30.59
#3	51.40	20.74	20.73	17.73
Check ?	Chk Pass	Chk Pass	Chk Pass	Chk Fail
Value				200.0
Range				-30.50%

Int. Std.	Y_2243	Y_3600	Y_3710
Line	224.306 {450}	360.073 { 94}	371.030 { 91}
Units	Cts/S	Cts/S	Cts/S
Avg	**2992.8**	**38351.**	**6191.5**
Stddev	7.8	53.	39.1
%RSD	.26165	.13775	.63158
#1	2983.9	38291.	6164.5
#2	2995.7	38371.	6173.7
#3	2998.7	38391.	6236.3

Sample Name: 460-111330-E-8-B@50 Acquired: 4/12/2016 13:34:45 Type: Unk
Method: sw04052016(v4) Mode: CONC Corr. Factor: 1.000000
User: admin Custom ID1: Custom ID2: Custom ID3:
Comment:

Elem	Al3961	As1890	Ag3280	Ba2335	Be3130	Ca3181
Line	396.152 { 85}	189.042 {478}	328.068 {103}	233.527 {445}	313.042 {108}	318.128 {106}
IS Ref	(Y_3710)	(Y_2243)	(Y_3600)	(Y_2243)	(Y_3710)	(Y_3600)
Units	ppb	ppb	ppb	ppb	ppb	ppb
Avg	**2560.**	**7.617**	**1.655**	**576.4**	**.0377**	**2143.**
Stddev	7.	.877	.262	1.5	.0667	13.
%RSD	.2784	11.52	15.80	.2524	176.9	.5890
#1	2563.	8.024	1.521	577.8	.0573	2131.
#2	2565.	8.216	1.957	574.9	.0924	2142.
#3	2552.	6.610	1.488	576.6	-.0366	2156.
Check ?	Chk Pass	Chk Pass	Chk Pass	Chk Pass	Chk Pass	Chk Pass
High Limit						
Low Limit						

Elem	Cd2265	Co2286	Cr2677	Cu3247	Fe2714	K_7664
Line	226.502 {449}	228.616 {447}	267.716 {126}	324.754 {104}	271.441 {124}	766.490 { 44}
IS Ref	(Y_2243)	(Y_2243)	(Y_3600)	(Y_3600)	(Y_3600)	(Y_3710)
Units	ppb	ppb	ppb	ppb	ppb	ppb
Avg	**2.103**	**3.341**	**37.15**	**311.4**	**25090.**	**161.8**
Stddev	.088	.187	.36	.7	60.	16.5
%RSD	4.183	5.596	.9736	.2365	.2401	10.19
#1	2.204	3.253	37.55	312.1	25040.	169.6
#2	2.045	3.214	37.03	310.6	25160.	142.9
#3	2.060	3.556	36.86	311.4	25080.	173.0
Check ?	Chk Pass	Chk Pass	Chk Pass	Chk Pass	Chk Pass	Chk Pass
High Limit						
Low Limit						

Elem	Mg2790	Mn2576	Na5895	Ni2316	Pb2203	Sb2068
Line	279.079 {121}	257.610 {131}	589.592 { 57}	231.604 {446}	220.353 {453}	206.833 {463}
IS Ref	(Y_3600)	(Y_3600)	(Y_3710)	(Y_2243)	(Y_2243)	(Y_2243)
Units	ppb	ppb	ppb	ppb	ppb	ppb
Avg	**669.7**	**342.6**	**67.68**	**18.99**	**628.6**	**5.979**
Stddev	5.4	1.2	10.06	.76	2.2	1.694
%RSD	.8006	.3358	14.86	4.020	.3546	28.33
#1	670.4	342.2	56.44	18.11	629.6	4.067
#2	664.0	341.6	75.83	19.43	626.1	6.580
#3	674.7	343.9	70.78	19.43	630.2	7.290
Check ?	Chk Pass	Chk Pass	Chk Pass	Chk Pass	Chk Pass	Chk Pass
High Limit						
Low Limit						

Sample Name: 460-111330-E-8-B@50 Acquired: 4/12/2016 13:34:45 Type: Unk
Method: sw04052016(v4) Mode: CONC Corr. Factor: 1.000000
User: admin Custom ID1: Custom ID2: Custom ID3:
Comment:

Elem	Se196	Tl1908	V_2924	Zn2062	B_2089	Mo2020
Line	196.090 {472}	190.856 {477}	292.402 {115}	206.200 {463}	208.959 {461}	202.030 {467}
IS Ref	(Y_2243)	(Y_2243)	(Y_3600)	(Y_2243)	(Y_2243)	(Y_2243)
Units	ppb	ppb	ppb	ppb	ppb	ppb
Avg	**.6873**	**.6993**	**4.116**	**1696.**	**2.036**	**-.2692**
Stddev	1.587	1.153	.398	4.	.432	.0265
%RSD	230.9	164.8	9.671	.2117	21.23	9.830
#1	.8238	1.221	4.266	1694.	2.421	-.2816
#2	2.202	-.6218	3.665	1693.	2.118	-.2388
#3	-.9634	1.499	4.418	1700.	1.569	-.2871
Check ?	Chk Pass	Chk Pass	Chk Pass	Chk Pass	Chk Pass	Chk Pass
High Limit						
Low Limit						

Elem	Sn1899	Sr4077	Ti3349	Si2881
Line	189.989 {477}	407.771 { 83}	334.941 {101}	288.158 {117}
IS Ref	(Y_2243)	(Y_3710)	(Y_3600)	(Y_2243)
Units	ppb	ppb	ppb	ppb
Avg	**262.5**	**22.65**	**76.82**	**117.4**
Stddev	1.1	.06	.07	9.7
%RSD	.4298	.2625	.0892	8.286
#1	263.1	22.69	76.78	123.3
#2	261.2	22.58	76.90	106.2
#3	263.2	22.67	76.79	122.9
Check ?	Chk Pass	Chk Pass	Chk Pass	Chk Pass
High Limit				
Low Limit				

Int. Std.	Y_2243	Y_3600	Y_3710
Line	224.306 {450}	360.073 { 94}	371.030 { 91}
Units	Cts/S	Cts/S	Cts/S
Avg	**2982.0**	**38077.**	**6111.6**
Stddev	5.4	97.	54.8
%RSD	.18134	.25440	.89584
#1	2977.8	38164.	6172.5
#2	2988.1	38094.	6096.1
#3	2979.9	37973.	6066.4

Sample Name: sd 460-111840-A-6-B Acquired: 4/12/2016 13:38:42 Type: Unk
Method: sw04052016(v4) Mode: CONC Corr. Factor: 1.000000
User: admin Custom ID1: Custom ID2: Custom ID3:
Comment:

Elem	Al3961	As1890	Ag3280	Ba2335	Be3130	Ca3181
Line	396.152 { 85}	189.042 {478}	328.068 {103}	233.527 {445}	313.042 {108}	318.128 {106}
IS Ref	(Y_3710)	(Y_2243)	(Y_3600)	(Y_2243)	(Y_3710)	(Y_3600)
Units	ppb	ppb	ppb	ppb	ppb	ppb
Avg	**43.24**	**.7453**	**.3297**	**23.94**	**.0507**	**8858.**
Stddev	3.23	1.107	.4015	.10	.0992	42.
%RSD	7.467	148.5	121.8	.4304	195.8	.4753
#1	42.59	-.2073	-.1152	23.94	.0966	8813.
#2	46.74	.4838	.4394	24.04	.1186	8896.
#3	40.38	1.959	.6650	23.83	-.0632	8864.
Check ?	Chk Pass	Chk Pass	Chk Pass	Chk Pass	Chk Pass	Chk Pass
High Limit						
Low Limit						

Elem	Cd2265	Co2286	Cr2677	Cu3247	Fe2714	K_7664
Line	226.502 {449}	228.616 {447}	267.716 {126}	324.754 {104}	271.441 {124}	766.490 { 44}
IS Ref	(Y_2243)	(Y_2243)	(Y_3600)	(Y_3600)	(Y_3600)	(Y_3710)
Units	ppb	ppb	ppb	ppb	ppb	ppb
Avg	**.1589**	**.5384**	**.5559**	**1.603**	**17.90**	**260.6**
Stddev	.0989	.2147	.3151	.247	4.95	18.3
%RSD	62.24	39.89	56.69	15.41	27.65	7.006
#1	.2379	.5780	.9097	1.853	17.16	273.9
#2	.1909	.7306	.4524	1.359	23.18	268.1
#3	.0480	.3066	.3055	1.598	13.37	239.8
Check ?	Chk Pass	Chk Pass	Chk Pass	Chk Pass	Chk Pass	Chk Pass
High Limit						
Low Limit						

Elem	Mg2790	Mn2576	Na5895	Ni2316	Pb2203	Sb2068
Line	279.079 {121}	257.610 {131}	589.592 { 57}	231.604 {446}	220.353 {453}	206.833 {463}
IS Ref	(Y_3600)	(Y_3600)	(Y_3710)	(Y_2243)	(Y_2243)	(Y_2243)
Units	ppb	ppb	ppb	ppb	ppb	ppb
Avg	**710.9**	**50.09**	**53620.**	**1.421**	**1.077**	**-.3800**
Stddev	11.0	.33	342.	.431	.883	.6342
%RSD	1.550	.6660	.6380	30.36	82.01	166.9
#1	698.7	49.79	53620.	.9330	2.087	.3386
#2	720.2	50.45	53280.	1.577	.4441	-.8615
#3	713.8	50.03	53970.	1.752	.7014	-.6170
Check ?	Chk Pass	Chk Pass	Chk Pass	Chk Pass	Chk Pass	Chk Pass
High Limit						
Low Limit						

Sample Name: sd 460-111840-A-6-B Acquired: 4/12/2016 13:38:42 Type: Unk
Method: sw04052016(v4) Mode: CONC Corr. Factor: 1.000000
User: admin Custom ID1: Custom ID2: Custom ID3:
Comment:

Elem	Se196	Tl1908	V_2924	Zn2062	B_2089	Mo2020
Line	196.090 {472}	190.856 {477}	292.402 {115}	206.200 {463}	208.959 {461}	202.030 {467}
IS Ref	(Y_2243)	(Y_2243)	(Y_3600)	(Y_2243)	(Y_2243)	(Y_2243)
Units	ppb	ppb	ppb	ppb	ppb	ppb
Avg	**-.8834**	**.8612**	**-.1275**	**8.400**	**3.483**	**-.1979**
Stddev	2.812	1.151	.4476	.116	.407	.3037
%RSD	318.3	133.7	351.0	1.384	11.68	153.5
#1	-.9698	.6954	-.5233	8.514	3.284	-.3850
#2	1.971	2.086	-.2176	8.405	3.213	.1525
#3	-3.651	-.1983	.3583	8.281	3.951	-.3612
Check ?	Chk Pass	Chk Pass	Chk Pass	Chk Pass	Chk Pass	Chk Pass
High Limit						
Low Limit						

Elem	Sn1899	Sr4077	Ti3349	Si2881
Line	189.989 {477}	407.771 { 83}	334.941 {101}	288.158 {117}
IS Ref	(Y_2243)	(Y_3710)	(Y_3600)	(Y_2243)
Units	ppb	ppb	ppb	ppb
Avg	**.5582**	**34.27**	**1.283**	**244.2**
Stddev	.4867	.26	.003	8.1
%RSD	87.19	.7610	.2482	3.334
#1	.2752	34.41	1.282	252.1
#2	1.120	33.97	1.281	235.8
#3	.2792	34.43	1.287	244.8
Check ?	Chk Pass	Chk Pass	Chk Pass	Chk Pass
High Limit				
Low Limit				

Int. Std.	Y_2243	Y_3600	Y_3710
Line	224.306 {450}	360.073 { 94}	371.030 { 91}
Units	Cts/S	Cts/S	Cts/S
Avg	**2965.0**	**37811.**	**6130.4**
Stddev	6.7	73.	48.9
%RSD	.22694	.19353	.79737
#1	2965.5	37766.	6079.7
#2	2958.1	37772.	6177.3
#3	2971.5	37895.	6134.1

Sample Name: 460-111840-A-6-D MS Acquired: 4/12/2016 13:42:47 Type: Unk
Method: sw04052016(v4) Mode: CONC Corr. Factor: 1.000000
User: admin Custom ID1: Custom ID2: Custom ID3:
Comment:

Elem	Al3961	As1890	Ag3280	Ba2335	Be3130	Ca3181
Line	396.152 { 85}	189.042 {478}	328.068 {103}	233.527 {445}	313.042 {108}	318.128 {106}
IS Ref	(Y_3710)	(Y_2243)	(Y_3600)	(Y_2243)	(Y_3710)	(Y_3600)
Units	ppb	ppb	ppb	ppb	ppb	ppb
Avg	**1214.**	**931.0**	**95.56**	**2033.**	**195.3**	**48240.**
Stddev	22.	4.5	.86	9.	1.2	266.
%RSD	1.848	.4805	.9050	.4553	.6277	.5521
#1	1206.	926.4	94.85	2024.	194.3	47980.
#2	1197.	931.2	95.31	2033.	194.9	48240.
#3	1239.	935.3	96.52	2042.	196.7	48510.
Check ?	Chk Pass	Chk Pass	Chk Pass	Chk Pass	Chk Pass	Chk Pass
High Limit						
Low Limit						

Elem	Cd2265	Co2286	Cr2677	Cu3247	Fe2714	K_7664
Line	226.502 {449}	228.616 {447}	267.716 {126}	324.754 {104}	271.441 {124}	766.490 { 44}
IS Ref	(Y_2243)	(Y_2243)	(Y_3600)	(Y_3600)	(Y_3600)	(Y_3710)
Units	ppb	ppb	ppb	ppb	ppb	ppb
Avg	**199.7**	**205.8**	**932.5**	**202.5**	**284.6**	**5197.**
Stddev	.9	1.4	4.8	1.5	6.9	46.
%RSD	.4605	.7033	.5159	.7238	2.408	.8879
#1	198.6	204.2	927.5	201.0	277.0	5144.
#2	200.1	206.2	932.7	202.5	286.5	5222.
#3	200.3	207.0	937.1	203.9	290.2	5226.
Check ?	Chk Pass	Chk Pass	Chk Pass	Chk Pass	Chk Pass	Chk Pass
High Limit						
Low Limit						

Elem	Mg2790	Mn2576	Na5895	Ni2316	Pb2203	Sb2068
Line	279.079 {121}	257.610 {131}	589.592 { 57}	231.604 {446}	220.353 {453}	206.833 {463}
IS Ref	(Y_3600)	(Y_3600)	(Y_3710)	(Y_2243)	(Y_2243)	(Y_2243)
Units	ppb	ppb	ppb	ppb	ppb	ppb
Avg	**7145.**	**451.8**	F **282500.**	**207.0**	**896.3**	**189.7**
Stddev	35.	2.7	2120.	1.6	4.1	.4
%RSD	.4953	.6083	.7506	.7525	.4532	.2306
#1	7114.	449.0	280600.	205.4	892.6	189.2
#2	7138.	451.9	282100.	207.0	895.7	190.0
#3	7184.	454.5	284800.	208.6	900.6	189.9
Check ?	Chk Pass	Chk Pass	Chk Fail	Chk Pass	Chk Pass	Chk Pass
High Limit			250000.			
Low Limit			-5000.			

Sample Name: 460-111840-A-6-D MS Acquired: 4/12/2016 13:42:47 Type: Unk
Method: sw04052016(v4) Mode: CONC Corr. Factor: 1.000000
User: admin Custom ID1: Custom ID2: Custom ID3:
Comment:

Elem	Se196	Tl1908	V_2924	Zn2062	B_2089	Mo2020
Line	196.090 {472}	190.856 {477}	292.402 {115}	206.200 {463}	208.959 {461}	202.030 {467}
IS Ref	(Y_2243)	(Y_2243)	(Y_3600)	(Y_2243)	(Y_2243)	(Y_2243)
Units	ppb	ppb	ppb	ppb	ppb	ppb
Avg	**196.4**	**200.1**	**101.2**	**246.2**	**210.9**	**196.7**
Stddev	1.4	3.4	.6	1.1	1.7	1.0
%RSD	.7239	1.690	.6396	.4421	.8292	.4957
#1	194.8	197.4	100.6	245.0	209.3	195.6
#2	196.8	199.2	101.0	247.0	210.7	196.9
#3	197.6	203.9	101.9	246.7	212.7	197.5
Check ?	Chk Pass	Chk Pass	Chk Pass	Chk Pass	Chk Pass	Chk Pass
High Limit						
Low Limit						

Elem	Sn1899	Sr4077	Ti3349	Si2881
Line	189.989 {477}	407.771 { 83}	334.941 {101}	288.158 {117}
IS Ref	(Y_2243)	(Y_3710)	(Y_3600)	(Y_2243)
Units	ppb	ppb	ppb	ppb
Avg	**188.0**	**372.1**	**210.4**	**1260.**
Stddev	1.5	2.9	1.7	8.
%RSD	.7735	.7879	.7970	.6367
#1	186.3	369.0	208.9	1253.
#2	188.9	372.3	210.0	1259.
#3	188.8	374.9	212.2	1269.
Check ?	Chk Pass	Chk Pass	Chk Pass	Chk Pass
High Limit				
Low Limit				

Int. Std.	Y_2243	Y_3600	Y_3710
Line	224.306 {450}	360.073 { 94}	371.030 { 91}
Units	Cts/S	Cts/S	Cts/S
Avg	**2860.7**	**36969.**	**6201.6**
Stddev	13.2	174.	22.8
%RSD	.46025	.47045	.36688
#1	2873.9	37151.	6226.7
#2	2860.6	36950.	6195.5
#3	2847.6	36805.	6182.5

Sample Name: 460-111505-D-1-C@5 Acquired: 4/12/2016 13:50:39 Type: Unk
Method: sw04052016(v4) Mode: CONC Corr. Factor: 1.000000
User: admin Custom ID1: Custom ID2: Custom ID3:
Comment:

Elem	Al3961	As1890	Ag3280	Ba2335	Be3130	Ca3181
Line	396.152 { 85}	189.042 {478}	328.068 {103}	233.527 {445}	313.042 {108}	318.128 {106}
IS Ref	(Y_3710)	(Y_2243)	(Y_3600)	(Y_2243)	(Y_3710)	(Y_3600)
Units	ppb	ppb	ppb	ppb	ppb	ppb
Avg	**151.7**	**2.383**	**-.2821**	**109.9**	**.4741**	**10240.**
Stddev	10.7	2.073	.4170	.4	.1200	64.
%RSD	7.034	86.97	147.8	.3932	25.31	.6240
#1	160.3	3.054	.0937	110.0	.5242	10170.
#2	139.8	.0579	-.7307	109.4	.3372	10290.
#3	155.1	4.037	-.2094	110.3	.5610	10270.
Check ?	Chk Pass	Chk Pass	Chk Pass	Chk Pass	Chk Pass	Chk Pass
High Limit						
Low Limit						

Elem	Cd2265	Co2286	Cr2677	Cu3247	Fe2714	K_7664
Line	226.502 {449}	228.616 {447}	267.716 {126}	324.754 {104}	271.441 {124}	766.490 { 44}
IS Ref	(Y_2243)	(Y_2243)	(Y_3600)	(Y_3600)	(Y_3600)	(Y_3710)
Units	ppb	ppb	ppb	ppb	ppb	ppb
Avg	**.5209**	**1.871**	**.2626**	**2.850**	**94.64**	**2957.**
Stddev	.0858	.172	.3231	.090	11.24	45.
%RSD	16.48	9.195	123.0	3.158	11.88	1.523
#1	.5486	1.987	-.0117	2.954	81.80	2905.
#2	.5894	1.953	.1806	2.803	99.38	2981.
#3	.4246	1.673	.6187	2.793	102.7	2985.
Check ?	Chk Pass	Chk Pass	Chk Pass	Chk Pass	Chk Pass	Chk Pass
High Limit						
Low Limit						

Elem	Mg2790	Mn2576	Na5895	Ni2316	Pb2203	Sb2068
Line	279.079 {121}	257.610 {131}	589.592 { 57}	231.604 {446}	220.353 {453}	206.833 {463}
IS Ref	(Y_3600)	(Y_3600)	(Y_3710)	(Y_2243)	(Y_2243)	(Y_2243)
Units	ppb	ppb	ppb	ppb	ppb	ppb
Avg	**6793.**	**79.45**	F **271700.**	**4.382**	**-2.525**	**.4631**
Stddev	53.	.37	4077.	.200	.747	1.257
%RSD	.7864	.4598	1.500	4.553	29.59	271.4
#1	6735.	79.15	267100.	4.241	-1.783	.2779
#2	6803.	79.35	274500.	4.610	-3.277	-.6910
#3	6840.	79.85	273700.	4.294	-2.515	1.802
Check ?	Chk Pass	Chk Pass	Chk Fail	Chk Pass	Chk Pass	Chk Pass
High Limit			250000.			
Low Limit			-5000.			

Sample Name: 460-111505-D-1-C@5 Acquired: 4/12/2016 13:50:39 Type: Unk
Method: sw04052016(v4) Mode: CONC Corr. Factor: 1.000000
User: admin Custom ID1: Custom ID2: Custom ID3:
Comment:

Elem	Se196	Tl1908	V_2924	Zn2062	B_2089	Mo2020
Line	196.090 {472}	190.856 {477}	292.402 {115}	206.200 {463}	208.959 {461}	202.030 {467}
IS Ref	(Y_2243)	(Y_2243)	(Y_3600)	(Y_2243)	(Y_2243)	(Y_2243)
Units	ppb	ppb	ppb	ppb	ppb	ppb
Avg	**1.151**	**.6762**	**1.141**	**5.147**	**57.79**	**-.0482**
Stddev	1.965	1.470	.307	.179	.73	.0686
%RSD	170.7	217.4	26.94	3.478	1.261	142.3
#1	1.179	.8208	.8792	4.969	58.63	.0201
#2	3.103	2.068	1.065	5.146	57.44	-.1171
#3	-.8271	-.8606	1.479	5.327	57.31	-.0476
Check ?	Chk Pass	Chk Pass	Chk Pass	Chk Pass	Chk Pass	Chk Pass
High Limit						
Low Limit						

Elem	Sn1899	Sr4077	Ti3349	Si2881
Line	189.989 {477}	407.771 { 83}	334.941 {101}	288.158 {117}
IS Ref	(Y_2243)	(Y_3710)	(Y_3600)	(Y_2243)
Units	ppb	ppb	ppb	ppb
Avg	**1.277**	**71.22**	**1.973**	**2618.**
Stddev	.475	.29	.132	19.
%RSD	37.18	.4026	6.663	.7420
#1	.7994	70.89	1.824	2631.
#2	1.749	71.39	2.070	2627.
#3	1.282	71.38	2.027	2596.
Check ?	Chk Pass	Chk Pass	Chk Pass	Chk Pass
High Limit				
Low Limit				

Int. Std.	Y_2243	Y_3600	Y_3710
Line	224.306 {450}	360.073 { 94}	371.030 { 91}
Units	Cts/S	Cts/S	Cts/S
Avg	**2860.6**	**36901.**	**6201.7**
Stddev	7.4	93.	63.7
%RSD	.25792	.25332	1.0266
#1	2852.4	37007.	6237.0
#2	2866.7	36831.	6239.8
#3	2862.7	36865.	6128.2

Sample Name: sample Acquired: 4/12/2016 13:58:57 Type: Unk
Method: sw04052016(v4) Mode: CONC Corr. Factor: 1.000000
User: admin Custom ID1: Custom ID2: Custom ID3:
Comment:

Elem	Al3961	As1890	Ag3280	Ba2335	Be3130	Ca3181
Line	396.152 { 85}	189.042 {478}	328.068 {103}	233.527 {445}	313.042 {108}	318.128 {106}
IS Ref	(Y_3710)	(Y_2243)	(Y_3600)	(Y_2243)	(Y_3710)	(Y_3600)
Units	ppb	ppb	ppb	ppb	ppb	ppb
Avg	**27640.**	F **465.3**	F **103.5**	F **697.7**	F **330.6**	F **18870.**
Stddev	156.	2.2	.4	1.5	1.9	40.
%RSD	.5654	.4741	.4122	.2209	.5758	.2104
#1	27460.	465.8	103.8	696.1	328.9	18820.
#2	27730.	467.1	103.0	697.8	330.3	18880.
#3	27740.	462.8	103.7	699.2	332.6	18890.
Check ?	Chk Pass	Chk Fail	Chk Fail	Chk Fail	Chk Fail	Chk Fail
High Limit		880.0	195.5	1225.	570.0	33800.
Low Limit		575.0	117.5	870.0	402.0	23050.

Elem	Cd2265	Co2286	Cr2677	Cu3247	Fe2714	K_7664
Line	226.502 {449}	228.616 {447}	267.716 {126}	324.754 {104}	271.441 {124}	766.490 { 44}
IS Ref	(Y_2243)	(Y_2243)	(Y_3600)	(Y_3600)	(Y_3600)	(Y_3710)
Units	ppb	ppb	ppb	ppb	ppb	ppb
Avg	F **304.4**	F **561.5**	F **486.1**	F **575.9**	**58420.**	F **7845.**
Stddev	.6	.8	2.3	1.7	158.	51.
%RSD	.2032	.1367	.4829	.2923	.2700	.6552
#1	303.9	561.0	484.5	575.1	58320.	7785.
#2	304.1	561.1	484.9	574.7	58330.	7878.
#3	305.1	562.4	488.8	577.8	58600.	7870.
Check ?	Chk Fail	Chk Fail	Chk Fail	Chk Fail	Chk Pass	Chk Fail
High Limit	515.0	890.0	855.0	1020.		15400.
Low Limit	362.0	645.0	570.0	705.0		8600.

Elem	Mg2790	Mn2576	Na5895	Ni2316	Pb2203	Sb2068
Line	279.079 {121}	257.610 {131}	589.592 { 57}	231.604 {446}	220.353 {453}	206.833 {463}
IS Ref	(Y_3600)	(Y_3600)	(Y_3710)	(Y_2243)	(Y_2243)	(Y_2243)
Units	ppb	ppb	ppb	ppb	ppb	ppb
Avg	F **8428.**	F **1099.**	F **2822.**	F **471.0**	F **465.1**	**378.7**
Stddev	18.	1.	13.	.9	1.1	1.5
%RSD	.2122	.1132	.4629	.1872	.2372	.3963
#1	8427.	1099.	2833.	470.2	466.2	380.3
#2	8410.	1098.	2808.	470.9	465.0	378.6
#3	8446.	1101.	2826.	472.0	464.0	377.3
Check ?	Chk Fail	Chk Fail	Chk Fail	Chk Fail	Chk Fail	Chk Pass
High Limit	16300.	1835.	5500.	755.0	865.0	
Low Limit	10100.	1260.	3160.	535.0	595.0	

Sample Name: sample Acquired: 4/12/2016 13:58:57 Type: Unk
Method: sw04052016(v4) Mode: CONC Corr. Factor: 1.000000
User: admin Custom ID1: Custom ID2: Custom ID3:
Comment:

Elem	Se196	Tl1908	V_2924	Zn2062	B_2089	Mo2020
Line	196.090 {472}	190.856 {477}	292.402 {115}	206.200 {463}	208.959 {461}	202.030 {467}
IS Ref	(Y_2243)	(Y_2243)	(Y_3600)	(Y_2243)	(Y_2243)	(Y_2243)
Units	ppb	ppb	ppb	ppb	ppb	ppb
Avg	F **589.1**	F **518.1**	**404.5**	F **691.7**	F **441.2**	F **421.5**
Stddev	1.6	2.3	.6	.3	1.8	1.3
%RSD	.2745	.4506	.1583	.0429	.4095	.3034
#1	590.9	515.4	404.3	692.0	439.1	420.6
#2	588.4	519.4	404.0	691.7	442.4	420.9
#3	587.9	519.4	405.3	691.4	442.0	423.0
Check ?	Chk Fail	Chk Fail	Chk Pass	Chk Fail	Chk Fail	Chk Fail
High Limit	1080.	855.0		1115.	800.0	705.0
Low Limit	700.0	560.0		795.0	459.0	457.5

Elem	Sn1899	Sr4077	Ti3349	Si2881
Line	189.989 {477}	407.771 { 83}	334.941 {101}	288.158 {117}
IS Ref	(Y_2243)	(Y_3710)	(Y_3600)	(Y_2243)
Units	ppb	ppb	ppb	ppb
Avg	**587.3**	F **355.9**	**1216.**	**2786.**
Stddev	.9	.9	2.	6.
%RSD	.1554	.2540	.1436	.2278
#1	586.3	354.9	1214.	2790.
#2	587.9	356.1	1215.	2789.
#3	587.7	356.6	1218.	2779.
Check ?	Chk Pass	Chk Fail	Chk Pass	None
High Limit		630.0		
Low Limit		423.0		

Int. Std.	Y_2243	Y_3600	Y_3710
Line	224.306 {450}	360.073 { 94}	371.030 { 91}
Units	Cts/S	Cts/S	Cts/S
Avg	**3033.0**	**39264.**	**6401.5**
Stddev	12.7	240.	25.4
%RSD	.41939	.61248	.39750
#1	3019.7	39004.	6373.1
#2	3034.1	39309.	6408.9
#3	3045.1	39479.	6422.4

Sample Name: 460-111474-C-4-L DU Acquired: 4/12/2016 14:02:44 Type: Unk
Method: sw04052016(v4) Mode: CONC Corr. Factor: 1.000000
User: admin Custom ID1: Custom ID2: Custom ID3:
Comment:

Elem	Al3961	As1890	Ag3280	Ba2335	Be3130	Ca3181
Line	396.152 { 85}	189.042 {478}	328.068 {103}	233.527 {445}	313.042 {108}	318.128 {106}
IS Ref	(Y_3710)	(Y_2243)	(Y_3600)	(Y_2243)	(Y_3710)	(Y_3600)
Units	ppb	ppb	ppb	ppb	ppb	ppb
Avg	**32420.**	**27.52**	**.9846**	**120.5**	**2.018**	**5465.**
Stddev	37.	1.15	.3412	.2	.077	17.
%RSD	.1150	4.170	34.65	.1613	3.829	.3173
#1	32390.	28.41	1.193	120.4	2.064	5445.
#2	32420.	26.23	1.170	120.7	1.929	5469.
#3	32460.	27.94	.5908	120.4	2.062	5479.
Check ?	Chk Pass	Chk Pass	Chk Pass	Chk Pass	Chk Pass	Chk Pass
High Limit						
Low Limit						

Elem	Cd2265	Co2286	Cr2677	Cu3247	Fe2714	K_7664
Line	226.502 {449}	228.616 {447}	267.716 {126}	324.754 {104}	271.441 {124}	766.490 { 44}
IS Ref	(Y_2243)	(Y_2243)	(Y_3600)	(Y_3600)	(Y_3600)	(Y_3710)
Units	ppb	ppb	ppb	ppb	ppb	ppb
Avg	**-.3282**	**28.65**	**104.4**	**57.30**	**63880.**	**5934.**
Stddev	.1069	.20	.4	.21	224.	17.
%RSD	32.56	.7110	.3400	.3646	.3506	.2839
#1	-.4326	28.74	104.1	57.53	63750.	5914.
#2	-.3331	28.42	104.2	57.12	63750.	5943.
#3	-.2190	28.79	104.8	57.25	64130.	5944.
Check ?	Chk Pass	Chk Pass	Chk Pass	Chk Pass	Chk Pass	Chk Pass
High Limit						
Low Limit						

Elem	Mg2790	Mn2576	Na5895	Ni2316	Pb2203	Sb2068
Line	279.079 {121}	257.610 {131}	589.592 { 57}	231.604 {446}	220.353 {453}	206.833 {463}
IS Ref	(Y_3600)	(Y_3600)	(Y_3710)	(Y_2243)	(Y_2243)	(Y_2243)
Units	ppb	ppb	ppb	ppb	ppb	ppb
Avg	**12740.**	**2002.**	**4443.**	**54.10**	**72.95**	**1.905**
Stddev	48.	5.	14.	.75	.14	.296
%RSD	.3759	.2515	.3138	1.378	.1957	15.55
#1	12700.	1999.	4429.	53.31	72.82	2.220
#2	12730.	1999.	4441.	54.79	72.94	1.865
#3	12800.	2008.	4457.	54.20	73.10	1.631
Check ?	Chk Pass	Chk Pass	Chk Pass	Chk Pass	Chk Pass	Chk Pass
High Limit						
Low Limit						

Sample Name: 460-111474-C-4-L DU Acquired: 4/12/2016 14:02:44 Type: Unk
Method: sw04052016(v4) Mode: CONC Corr. Factor: 1.000000
User: admin Custom ID1: Custom ID2: Custom ID3:
Comment:

Elem	Se196	Tl1908	V_2924	Zn2062	B_2089	Mo2020
Line	196.090 {472}	190.856 {477}	292.402 {115}	206.200 {463}	208.959 {461}	202.030 {467}
IS Ref	(Y_2243)	(Y_2243)	(Y_3600)	(Y_2243)	(Y_2243)	(Y_2243)
Units	ppb	ppb	ppb	ppb	ppb	ppb
Avg	**1.964**	**-.5427**	**92.06**	**361.1**	**35.79**	**1.281**
Stddev	2.626	1.512	.63	2.2	.26	.176
%RSD	133.7	278.6	.6873	.6126	.7129	13.70
#1	4.981	-.7757	91.48	358.7	36.08	1.329
#2	.7183	-1.925	91.95	361.4	35.68	1.087
#3	.1921	1.072	92.73	363.1	35.61	1.428
Check ?	Chk Pass	Chk Pass	Chk Pass	Chk Pass	Chk Pass	Chk Pass
High Limit						
Low Limit						

Elem	Sn1899	Sr4077	Ti3349	Si2881
Line	189.989 {477}	407.771 { 83}	334.941 {101}	288.158 {117}
IS Ref	(Y_2243)	(Y_3710)	(Y_3600)	(Y_2243)
Units	ppb	ppb	ppb	ppb
Avg	**11.29**	**69.11**	**1369.**	**2137.**
Stddev	.81	.26	1.	22.
%RSD	7.135	.3765	.0844	1.052
#1	10.58	69.37	1368.	2120.
#2	12.17	69.12	1369.	2163.
#3	11.13	68.85	1370.	2128.
Check ?	Chk Pass	Chk Pass	Chk Pass	Chk Pass
High Limit				
Low Limit				

Int. Std.	Y_2243	Y_3600	Y_3710
Line	224.306 {450}	360.073 { 94}	371.030 { 91}
Units	Cts/S	Cts/S	Cts/S
Avg	**3046.0**	**39278.**	**6461.0**
Stddev	6.9	214.	12.5
%RSD	.22736	.54359	.19367
#1	3050.9	39036.	6448.6
#2	3038.1	39442.	6473.7
#3	3049.0	39354.	6460.8

Sample Name: sd 460-111474-C-4-K Acquired: 4/12/2016 14:10:41 Type: Unk
Method: sw04052016(v4) Mode: CONC Corr. Factor: 1.000000
User: admin Custom ID1: Custom ID2: Custom ID3:
Comment:

Elem	Al3961	As1890	Ag3280	Ba2335	Be3130	Ca3181
Line	396.152 { 85}	189.042 {478}	328.068 {103}	233.527 {445}	313.042 {108}	318.128 {106}
IS Ref	(Y_3710)	(Y_2243)	(Y_3600)	(Y_2243)	(Y_3710)	(Y_3600)
Units	ppb	ppb	ppb	ppb	ppb	ppb
Avg	**6443.**	**6.373**	**.2209**	**23.33**	**.3143**	**1081.**
Stddev	12.	2.567	.7005	.31	.0459	12.
%RSD	.1787	40.28	317.1	1.342	14.61	1.086
#1	6433.	4.015	.7736	23.26	.3460	1071.
#2	6456.	5.996	.4560	23.06	.3353	1077.
#3	6441.	9.107	-.5669	23.67	.2616	1094.
Check ?	Chk Pass	Chk Pass	Chk Pass	Chk Pass	Chk Pass	Chk Pass
High Limit						
Low Limit						

Elem	Cd2265	Co2286	Cr2677	Cu3247	Fe2714	K_7664
Line	226.502 {449}	228.616 {447}	267.716 {126}	324.754 {104}	271.441 {124}	766.490 { 44}
IS Ref	(Y_2243)	(Y_2243)	(Y_3600)	(Y_3600)	(Y_3600)	(Y_3710)
Units	ppb	ppb	ppb	ppb	ppb	ppb
Avg	**-.0686**	**5.675**	**19.92**	**11.01**	**12800.**	**1192.**
Stddev	.0684	.135	.74	.45	197.	22.
%RSD	99.69	2.369	3.691	4.043	1.538	1.873
#1	-.0373	5.585	19.99	10.59	12600.	1179.
#2	-.0214	5.611	20.62	10.96	12810.	1217.
#3	-.1470	5.829	19.15	11.48	13000.	1178.
Check ?	Chk Pass	Chk Pass	Chk Pass	Chk Pass	Chk Pass	Chk Pass
High Limit						
Low Limit						

Elem	Mg2790	Mn2576	Na5895	Ni2316	Pb2203	Sb2068
Line	279.079 {121}	257.610 {131}	589.592 { 57}	231.604 {446}	220.353 {453}	206.833 {463}
IS Ref	(Y_3600)	(Y_3600)	(Y_3710)	(Y_2243)	(Y_2243)	(Y_2243)
Units	ppb	ppb	ppb	ppb	ppb	ppb
Avg	**2505.**	**396.6**	**879.8**	**10.90**	**14.44**	**-.0716**
Stddev	31.	3.8	9.5	.47	.85	.5796
%RSD	1.224	.9665	1.074	4.345	5.903	809.1
#1	2475.	392.6	869.2	11.06	14.76	-.7383
#2	2504.	396.8	883.1	10.36	15.08	.2109
#3	2536.	400.3	887.2	11.27	13.47	.3126
Check ?	Chk Pass	Chk Pass	Chk Pass	Chk Pass	Chk Pass	Chk Pass
High Limit						
Low Limit						

Sample Name: sd 460-111474-C-4-K Acquired: 4/12/2016 14:10:41 Type: Unk
Method: sw04052016(v4) Mode: CONC Corr. Factor: 1.000000
User: admin Custom ID1: Custom ID2: Custom ID3:
Comment:

Elem	Se196	Tl1908	V_2924	Zn2062	B_2089	Mo2020
Line	196.090 {472}	190.856 {477}	292.402 {115}	206.200 {463}	208.959 {461}	202.030 {467}
IS Ref	(Y_2243)	(Y_2243)	(Y_3600)	(Y_2243)	(Y_2243)	(Y_2243)
Units	ppb	ppb	ppb	ppb	ppb	ppb
Avg	**-1.284**	**-.0215**	**17.75**	**72.13**	**6.883**	**-.2992**
Stddev	2.993	.8321	.62	.31	.117	.1639
%RSD	233.1	3864.	3.504	.4259	1.707	54.78
#1	-3.951	-.9812	18.21	71.88	7.018	-.1118
#2	-1.854	.4180	17.04	72.05	6.824	-.4158
#3	1.953	.4986	17.99	72.48	6.807	-.3700
Check ?	Chk Pass	Chk Pass	Chk Pass	Chk Pass	Chk Pass	Chk Pass
High Limit						
Low Limit						

Elem	Sn1899	Sr4077	Ti3349	Si2881
Line	189.989 {477}	407.771 { 83}	334.941 {101}	288.158 {117}
IS Ref	(Y_2243)	(Y_3710)	(Y_3600)	(Y_2243)
Units	ppb	ppb	ppb	ppb
Avg	**2.815**	**13.65**	**267.7**	**418.9**
Stddev	.499	.09	2.1	19.3
%RSD	17.72	.6503	.7918	4.613
#1	2.593	13.54	265.8	397.9
#2	2.465	13.68	267.4	422.9
#3	3.386	13.71	270.0	435.9
Check ?	Chk Pass	Chk Pass	Chk Pass	Chk Pass
High Limit				
Low Limit				

Int. Std.	Y_2243	Y_3600	Y_3710
Line	224.306 {450}	360.073 { 94}	371.030 { 91}
Units	Cts/S	Cts/S	Cts/S
Avg	**3037.7**	**38958.**	**6291.7**
Stddev	6.8	155.	28.8
%RSD	.22499	.39852	.45821
#1	3040.1	39121.	6266.6
#2	3043.0	38941.	6285.4
#3	3030.0	38812.	6323.2

Sample Name: CCV Acquired: 4/12/2016 14:14:42 Type: QC
Method: sw04052016(v4) Mode: CONC Corr. Factor: 1.000000
User: admin Custom ID1: Custom ID2: Custom ID3:
Comment:

Elem	Al3961	As1890	Ag3280	Ba2335	Be3130	Ca3181
Line	396.152 { 85}	189.042 {478}	328.068 {103}	233.527 {445}	313.042 {108}	318.128 {106}
IS Ref	(Y_3710)	(Y_2243)	(Y_3600)	(Y_2243)	(Y_3710)	(Y_3600)
Units	ppb	ppb	ppb	ppb	ppb	ppb
Avg	**127000.**	**2403.**	**1234.**	**9814.**	**1002.**	**122200.**
Stddev	493.	6.	6.	22.	1.	792.
%RSD	.3885	.2556	.4473	.2261	.1240	.6480
#1	126400.	2402.	1228.	9794.	1001.	121300.
#2	127100.	2398.	1237.	9811.	1004.	122700.
#3	127400.	2410.	1238.	9838.	1003.	122700.
Check ?	Chk Pass	Chk Pass	Chk Pass	Chk Pass	Chk Pass	Chk Pass
Value						
Range						

Elem	Cd2265	Co2286	Cr2677	Cu3247	Fe2714	K_7664
Line	226.502 {449}	228.616 {447}	267.716 {126}	324.754 {104}	271.441 {124}	766.490 { 44}
IS Ref	(Y_2243)	(Y_2243)	(Y_3600)	(Y_3600)	(Y_3600)	(Y_3710)
Units	ppb	ppb	ppb	ppb	ppb	ppb
Avg	**1229.**	**2472.**	**4825.**	**12310.**	**101100.**	**49300.**
Stddev	2.	5.	38.	37.	521.	154.
%RSD	.1920	.1942	.7801	.2978	.5158	.3120
#1	1227.	2468.	4782.	12280.	100500.	49140.
#2	1228.	2471.	4847.	12310.	101300.	49340.
#3	1231.	2477.	4846.	12350.	101400.	49440.
Check ?	Chk Pass	Chk Pass	Chk Pass	Chk Pass	Chk Pass	Chk Pass
Value						
Range						

Elem	Mg2790	Mn2576	Na5895	Ni2316	Pb2203	Sb2068
Line	279.079 {121}	257.610 {131}	589.592 { 57}	231.604 {446}	220.353 {453}	206.833 {463}
IS Ref	(Y_3600)	(Y_3600)	(Y_3710)	(Y_2243)	(Y_2243)	(Y_2243)
Units	ppb	ppb	ppb	ppb	ppb	ppb
Avg	**120700.**	**4996.**	**122000.**	**2436.**	**7186.**	**973.1**
Stddev	941.	24.	182.	5.	10.	5.1
%RSD	.7793	.4851	.1492	.2050	.1359	.5224
#1	119600.	4969.	121800.	2431.	7175.	969.0
#2	121200.	5008.	122200.	2437.	7192.	971.5
#3	121300.	5013.	122000.	2440.	7192.	978.8
Check ?	Chk Pass	Chk Pass	Chk Pass	Chk Pass	Chk Pass	Chk Pass
Value						
Range						

Sample Name: CCV Acquired: 4/12/2016 14:14:42 Type: QC
Method: sw04052016(v4) Mode: CONC Corr. Factor: 1.000000
User: admin Custom ID1: Custom ID2: Custom ID3:
Comment:

Elem	Se196	Tl1908	V_2924	Zn2062	B_2089	Mo2020
Line	196.090 {472}	190.856 {477}	292.402 {115}	206.200 {463}	208.959 {461}	202.030 {467}
IS Ref	(Y_2243)	(Y_2243)	(Y_3600)	(Y_2243)	(Y_2243)	(Y_2243)
Units	ppb	ppb	ppb	ppb	ppb	ppb
Avg	**2400.**	**2516.**	**2479.**	**2504.**	**956.4**	**2448.**
Stddev	8.	16.	8.	6.	2.2	8.
%RSD	.3525	.6420	.3257	.2473	.2254	.3195
#1	2391.	2497.	2470.	2502.	954.1	2441.
#2	2404.	2525.	2485.	2500.	956.6	2448.
#3	2406.	2525.	2482.	2511.	958.4	2456.
Check ?	Chk Pass	Chk Pass	Chk Pass	Chk Pass	Chk Pass	Chk Pass
Value						
Range						

Elem	Sn1899	Sr4077	Ti3349	Si2881
Line	189.989 {477}	407.771 { 83}	334.941 {101}	288.158 {117}
IS Ref	(Y_2243)	(Y_3710)	(Y_3600)	(Y_2243)
Units	ppb	ppb	ppb	ppb
Avg	**977.4**	**5057.**	**10110.**	**9692.**
Stddev	3.7	13.	121.	33.
%RSD	.3785	.2545	1.194	.3426
#1	973.2	5042.	10010.	9669.
#2	979.2	5066.	10240.	9730.
#3	979.9	5062.	10070.	9676.
Check ?	Chk Pass	Chk Pass	Chk Pass	None
Value				
Range				

Int. Std.	Y_2243	Y_3600	Y_3710
Line	224.306 {450}	360.073 { 94}	371.030 { 91}
Units	Cts/S	Cts/S	Cts/S
Avg	**2822.2**	**36588.**	**6122.1**
Stddev	3.8	275.	18.5
%RSD	.13441	.75111	.30201
#1	2825.3	36905.	6121.0
#2	2823.3	36430.	6141.2
#3	2818.0	36428.	6104.3

Sample Name: pds 460-111840-A-6-B Acquired: 4/12/2016 13:46:45 Type: Unk
Method: sw04052016(v4) Mode: CONC Corr. Factor: 1.000000
User: admin Custom ID1: Custom ID2: Custom ID3:
Comment:

Elem	Al3961	As1890	Ag3280	Ba2335	Be3130	Ca3181
Line	396.152 { 85}	189.042 {478}	328.068 {103}	233.527 {445}	313.042 {108}	318.128 {106}
IS Ref	(Y_3710)	(Y_2243)	(Y_3600)	(Y_2243)	(Y_3710)	(Y_3600)
Units	ppb	ppb	ppb	ppb	ppb	ppb
Avg	**2326.**	**1964.**	**11.56**	**2112.**	**51.74**	**63570.**
Stddev	13.	10.	.15	6.	.09	140.
%RSD	.5693	.5131	1.328	.2726	.1782	.2202
#1	2312.	1952.	11.54	2109.	51.84	63410.
#2	2329.	1969.	11.72	2119.	51.74	63680.
#3	2338.	1970.	11.42	2109.	51.65	63620.
Check ?	Chk Pass	Chk Pass	Chk Pass	Chk Pass	Chk Pass	Chk Pass
High Limit						
Low Limit						

Elem	Cd2265	Co2286	Cr2677	Cu3247	Fe2714	K_7664
Line	226.502 {449}	228.616 {447}	267.716 {126}	324.754 {104}	271.441 {124}	766.490 { 44}
IS Ref	(Y_2243)	(Y_2243)	(Y_3600)	(Y_3600)	(Y_3600)	(Y_3710)
Units	ppb	ppb	ppb	ppb	ppb	ppb
Avg	**50.44**	**509.4**	**202.9**	**257.3**	**1098.**	**20310.**
Stddev	.23	.7	.8	1.1	10.	97.
%RSD	.4630	.1286	.4037	.4347	.9398	.4782
#1	50.40	508.9	202.5	256.2	1106.	20200.
#2	50.69	510.1	203.8	258.4	1086.	20390.
#3	50.23	509.1	202.3	257.2	1101.	20330.
Check ?	Chk Pass	Chk Pass	Chk Pass	Chk Pass	Chk Pass	Chk Pass
High Limit						
Low Limit						

Elem	Mg2790	Mn2576	Na5895	Ni2316	Pb2203	Sb2068
Line	279.079 {121}	257.610 {131}	589.592 { 57}	231.604 {446}	220.353 {453}	206.833 {463}
IS Ref	(Y_3600)	(Y_3600)	(Y_3710)	(Y_2243)	(Y_2243)	(Y_2243)
Units	ppb	ppb	ppb	ppb	ppb	ppb
Avg	**22090.**	**752.9**	F **298000.**	**514.1**	**469.6**	**493.4**
Stddev	56.	2.0	3074.	1.7	1.1	3.7
%RSD	.2555	.2663	1.031	.3321	.2429	.7456
#1	22020.	750.7	294500.	512.7	469.1	491.0
#2	22130.	754.6	300200.	516.0	470.9	497.6
#3	22110.	753.3	299400.	513.5	468.7	491.5
Check ?	Chk Pass	Chk Pass	Chk Fail	Chk Pass	Chk Pass	Chk Pass
High Limit			250000.			
Low Limit			-5000.			

Sample Name: pds 460-111840-A-6-B Acquired: 4/12/2016 13:46:45 Type: Unk
Method: sw04052016(v4) Mode: CONC Corr. Factor: 1.000000
User: admin Custom ID1: Custom ID2: Custom ID3:
Comment:

Elem	Se196	Tl1908	V_2924	Zn2062	B_2089	Mo2020
Line	196.090 {472}	190.856 {477}	292.402 {115}	206.200 {463}	208.959 {461}	202.030 {467}
IS Ref	(Y_2243)	(Y_2243)	(Y_3600)	(Y_2243)	(Y_2243)	(Y_2243)
Units	ppb	ppb	ppb	ppb	ppb	ppb
Avg	**2027.**	**2074.**	**515.4**	**562.3**	**520.3**	**499.6**
Stddev	14.	15.	1.6	1.2	2.7	1.3
%RSD	.6934	.7392	.3087	.2167	.5128	.2614
#1	2014.	2063.	514.8	561.0	517.6	498.8
#2	2042.	2092.	517.2	562.4	522.9	501.1
#3	2026.	2068.	514.2	563.5	520.5	498.9
Check ?	Chk Pass	Chk Pass	Chk Pass	Chk Pass	Chk Pass	Chk Pass
High Limit						
Low Limit						

Elem	Sn1899	Sr4077	Ti3349	Si2881
Line	189.989 {477}	407.771 { 83}	334.941 {101}	288.158 {117}
IS Ref	(Y_2243)	(Y_3710)	(Y_3600)	(Y_2243)
Units	ppb	ppb	ppb	ppb
Avg	**500.5**	**684.1**	**526.8**	**1269.**
Stddev	1.1	2.7	.5	6.
%RSD	.2205	.3939	.1004	.4499
#1	499.8	681.2	526.2	1262.
#2	501.8	686.5	527.0	1272.
#3	499.9	684.6	527.2	1272.
Check ?	Chk Pass	Chk Pass	Chk Pass	Chk Pass
High Limit				
Low Limit				

Int. Std.	Y_2243	Y_3600	Y_3710
Line	224.306 {450}	360.073 { 94}	371.030 { 91}
Units	Cts/S	Cts/S	Cts/S
Avg	**2835.4**	**36839.**	**6166.1**
Stddev	7.1	130.	34.0
%RSD	.24867	.35216	.55129
#1	2843.5	36976.	6194.4
#2	2830.3	36825.	6128.4
#3	2832.5	36718.	6175.5

Sample Name: MB 460-362066/1-A@2 Acquired: 4/12/2016 13:54:50 Type: Unk
Method: sw04052016(v4) Mode: CONC Corr. Factor: 1.000000
User: admin Custom ID1: Custom ID2: Custom ID3:
Comment:

Elem	Al3961	As1890	Ag3280	Ba2335	Be3130	Ca3181
Line	396.152 { 85}	189.042 {478}	328.068 {103}	233.527 {445}	313.042 {108}	318.128 {106}
IS Ref	(Y_3710)	(Y_2243)	(Y_3600)	(Y_2243)	(Y_3710)	(Y_3600)
Units	ppb	ppb	ppb	ppb	ppb	ppb
Avg	**1.946**	**.6411**	**.0592**	**-.0564**	**-.1136**	**3.997**
Stddev	.828	1.860	.6696	.1004	.1036	2.734
%RSD	42.56	290.2	1132.	178.0	91.14	68.41
#1	2.598	2.712	.2354	.0281	-.1403	.8657
#2	1.014	.1009	.6230	-.0300	-.2013	5.912
#3	2.225	-.8893	-.6809	-.1674	.0006	5.214
Check ?	Chk Pass	Chk Pass	Chk Pass	Chk Pass	Chk Pass	Chk Pass
High Limit						
Low Limit						

Elem	Cd2265	Co2286	Cr2677	Cu3247	Fe2714	K_7664
Line	226.502 {449}	228.616 {447}	267.716 {126}	324.754 {104}	271.441 {124}	766.490 { 44}
IS Ref	(Y_2243)	(Y_2243)	(Y_3600)	(Y_3600)	(Y_3600)	(Y_3710)
Units	ppb	ppb	ppb	ppb	ppb	ppb
Avg	**.1009**	**-.2688**	**-.1531**	**.2000**	**-6.733**	**18.83**
Stddev	.0360	.1549	.1463	.4018	8.672	18.87
%RSD	35.69	57.62	95.53	200.9	128.8	100.2
#1	.0901	-.2299	-.3197	-.2245	-11.03	27.39
#2	.1410	-.4395	-.0941	.2499	3.248	31.90
#3	.0715	-.1371	-.0456	.5745	-12.41	-2.801
Check ?	Chk Pass	Chk Pass	Chk Pass	Chk Pass	Chk Pass	Chk Pass
High Limit						
Low Limit						

Elem	Mg2790	Mn2576	Na5895	Ni2316	Pb2203	Sb2068
Line	279.079 {121}	257.610 {131}	589.592 { 57}	231.604 {446}	220.353 {453}	206.833 {463}
IS Ref	(Y_3600)	(Y_3600)	(Y_3710)	(Y_2243)	(Y_2243)	(Y_2243)
Units	ppb	ppb	ppb	ppb	ppb	ppb
Avg	**-1.629**	**-.0134**	**58.70**	**.1138**	**-.3008**	**.4827**
Stddev	4.614	.0714	12.71	.2366	.9059	.7560
%RSD	283.3	531.4	21.65	207.9	301.2	156.6
#1	1.902	-.0659	73.36	.3837	.3820	-.3470
#2	.0620	.0679	50.89	-.0582	-1.328	1.132
#3	-6.849	-.0423	51.84	.0160	.0441	.6627
Check ?	Chk Pass	Chk Pass	Chk Pass	Chk Pass	Chk Pass	Chk Pass
High Limit						
Low Limit						

Sample Name: MB 460-362066/1-A@2 Acquired: 4/12/2016 13:54:50 Type: Unk
Method: sw04052016(v4) Mode: CONC Corr. Factor: 1.000000
User: admin Custom ID1: Custom ID2: Custom ID3:
Comment:

Elem	Se196	Tl1908	V_2924	Zn2062	B_2089	Mo2020
Line	196.090 {472}	190.856 {477}	292.402 {115}	206.200 {463}	208.959 {461}	202.030 {467}
IS Ref	(Y_2243)	(Y_2243)	(Y_3600)	(Y_2243)	(Y_2243)	(Y_2243)
Units	ppb	ppb	ppb	ppb	ppb	ppb
Avg	**.9457**	**1.216**	**-.2323**	**.5528**	**-.2641**	**-.2506**
Stddev	.6626	.790	.1402	.0941	.1707	.1105
%RSD	70.07	64.98	60.36	17.03	64.64	44.11
#1	.1908	1.396	-.3610	.6605	-.3929	-.1438
#2	1.431	1.902	-.2531	.4863	-.3289	-.3644
#3	1.215	.3519	-.0828	.5116	-.0705	-.2435
Check ?	Chk Pass	Chk Pass	Chk Pass	Chk Pass	Chk Pass	Chk Pass
High Limit						
Low Limit						

Elem	Sn1899	Sr4077	Ti3349	Si2881
Line	189.989 {477}	407.771 { 83}	334.941 {101}	288.158 {117}
IS Ref	(Y_2243)	(Y_3710)	(Y_3600)	(Y_2243)
Units	ppb	ppb	ppb	ppb
Avg	**.2985**	**-.0604**	**-.1788**	**9.284**
Stddev	.5661	.0529	.1376	12.26
%RSD	189.7	87.58	76.93	132.0
#1	.7695	-.1061	-.3229	.3556
#2	-.3296	-.0726	-.0488	4.235
#3	.4556	-.0025	-.1649	23.26
Check ?	Chk Pass	Chk Pass	Chk Pass	None
High Limit				
Low Limit				

Int. Std.	Y_2243	Y_3600	Y_3710
Line	224.306 {450}	360.073 { 94}	371.030 { 91}
Units	Cts/S	Cts/S	Cts/S
Avg	**2988.2**	**38124.**	**6211.7**
Stddev	5.2	151.	76.8
%RSD	.17302	.39683	1.2370
#1	2994.0	38184.	6291.4
#2	2986.4	38235.	6205.5
#3	2984.1	37951.	6138.1

Sample Name: CCVL Acquired: 4/12/2016 14:22:40 Type: QC
Method: sw04052016(v4) Mode: CONC Corr. Factor: 1.000000
User: admin Custom ID1: Custom ID2: Custom ID3:
Comment:

Elem	Al3961	As1890	Ag3280	Ba2335	Be3130	Ca3181
Line	396.152 { 85}	189.042 {478}	328.068 {103}	233.527 {445}	313.042 {108}	318.128 {106}
IS Ref	(Y_3710)	(Y_2243)	(Y_3600)	(Y_2243)	(Y_3710)	(Y_3600)
Units	ppb	ppb	ppb	ppb	ppb	ppb
Avg	**207.9**	**15.51**	**9.504**	**201.9**	**1.903**	**4919.**
Stddev	13.4	.57	.145	.7	.043	29.
%RSD	6.440	3.701	1.529	.3252	2.286	.5898
#1	193.2	15.93	9.470	202.6	1.876	4899.
#2	211.0	15.75	9.379	201.3	1.880	4953.
#3	219.5	14.86	9.663	201.8	1.953	4906.
Check ?	Chk Pass	Chk Pass	Chk Pass	Chk Pass	Chk Pass	Chk Pass
Value						
Range						

Elem	Cd2265	Co2286	Cr2677	Cu3247	Fe2714	K_7664
Line	226.502 {449}	228.616 {447}	267.716 {126}	324.754 {104}	271.441 {124}	766.490 { 44}
IS Ref	(Y_2243)	(Y_2243)	(Y_3600)	(Y_3600)	(Y_3600)	(Y_3710)
Units	ppb	ppb	ppb	ppb	ppb	ppb
Avg	**4.091**	**51.61**	**9.972**	**24.54**	**152.0**	**4846.**
Stddev	.065	.32	.443	.07	.3	13.
%RSD	1.599	.6183	4.442	.2932	.2124	.2727
#1	4.163	51.98	10.15	24.50	152.3	4845.
#2	4.074	51.39	9.468	24.49	151.7	4860.
#3	4.036	51.48	10.30	24.62	151.9	4834.
Check ?	Chk Pass	Chk Pass	Chk Pass	Chk Pass	Chk Pass	Chk Pass
Value						
Range						

Elem	Mg2790	Mn2576	Na5895	Ni2316	Pb2203	Sb2068
Line	279.079 {121}	257.610 {131}	589.592 { 57}	231.604 {446}	220.353 {453}	206.833 {463}
IS Ref	(Y_3600)	(Y_3600)	(Y_3710)	(Y_2243)	(Y_2243)	(Y_2243)
Units	ppb	ppb	ppb	ppb	ppb	ppb
Avg	**4715.**	**15.61**	**4827.**	**41.30**	**9.589**	**19.74**
Stddev	15.	.10	17.	.42	.383	.47
%RSD	.3251	.6441	.3449	1.017	3.990	2.377
#1	4710.	15.49	4846.	41.78	10.01	19.54
#2	4732.	15.66	4823.	41.11	9.505	20.28
#3	4703.	15.67	4813.	41.01	9.255	19.40
Check ?	Chk Pass	Chk Pass	Chk Pass	Chk Pass	Chk Pass	Chk Pass
Value						
Range						

Sample Name: CCVL Acquired: 4/12/2016 14:22:40 Type: QC
Method: sw04052016(v4) Mode: CONC Corr. Factor: 1.000000
User: admin Custom ID1: Custom ID2: Custom ID3:
Comment:

Elem	Se196	Tl1908	V_2924	Zn2062	B_2089	Mo2020
Line	196.090 {472}	190.856 {477}	292.402 {115}	206.200 {463}	208.959 {461}	202.030 {467}
IS Ref	(Y_2243)	(Y_2243)	(Y_3600)	(Y_2243)	(Y_2243)	(Y_2243)
Units	ppb	ppb	ppb	ppb	ppb	ppb
Avg	**17.40**	**22.03**	**50.16**	**31.04**	**47.85**	**19.26**
Stddev	1.50	.76	.07	.03	.29	.29
%RSD	8.616	3.465	.1453	.0828	.5977	1.517
#1	19.10	21.28	50.10	31.01	48.10	19.11
#2	16.83	22.81	50.24	31.05	47.54	19.60
#3	16.27	22.00	50.14	31.05	47.90	19.07
Check ?	Chk Pass	Chk Pass	Chk Pass	Chk Pass	Chk Pass	Chk Pass
Value						
Range						

Elem	Sn1899	Sr4077	Ti3349	Si2881
Line	189.989 {477}	407.771 { 83}	334.941 {101}	288.158 {117}
IS Ref	(Y_2243)	(Y_3710)	(Y_3600)	(Y_2243)
Units	ppb	ppb	ppb	ppb
Avg	**49.24**	**20.74**	**20.64**	F **17.17**
Stddev	.75	.14	.12	16.73
%RSD	1.525	.6833	.5953	97.43
#1	49.32	20.88	20.67	1.985
#2	48.46	20.60	20.75	14.43
#3	49.95	20.73	20.51	35.11
Check ?	Chk Pass	Chk Pass	Chk Pass	Chk Fail
Value				200.0
Range				-30.50%

Int. Std.	Y_2243	Y_3600	Y_3710
Line	224.306 {450}	360.073 { 94}	371.030 { 91}
Units	Cts/S	Cts/S	Cts/S
Avg	**3014.7**	**38727.**	**6284.0**
Stddev	1.9	151.	29.6
%RSD	.06153	.39092	.47044
#1	3012.7	38793.	6257.5
#2	3014.8	38553.	6278.6
#3	3016.4	38833.	6315.9

Sample Name: 460-111952-E-1-E@4 Acquired: 4/12/2016 14:42:38 Type: Unk
Method: sw04052016(v4) Mode: CONC Corr. Factor: 1.000000
User: admin Custom ID1: Custom ID2: Custom ID3:
Comment:

Elem	Al3961	As1890	Ag3280	Ba2335	Be3130	Ca3181
Line	396.152 { 85}	189.042 {478}	328.068 {103}	233.527 {445}	313.042 {108}	318.128 {106}
IS Ref	(Y_3710)	(Y_2243)	(Y_3600)	(Y_2243)	(Y_3710)	(Y_3600)
Units	ppb	ppb	ppb	ppb	ppb	ppb
Avg	**30890.**	**21.88**	**.6446**	**293.0**	**1.436**	**39640.**
Stddev	184.	.68	.6388	.9	.018	62.
%RSD	.5958	3.116	99.10	.3136	1.287	.1564
#1	30770.	22.43	.8474	292.1	1.435	39680.
#2	30790.	21.12	-.0710	293.1	1.418	39570.
#3	31100.	22.08	1.157	293.9	1.455	39660.
Check ?	Chk Pass	Chk Pass	Chk Pass	Chk Pass	Chk Pass	Chk Pass
High Limit						
Low Limit						

Elem	Cd2265	Co2286	Cr2677	Cu3247	Fe2714	K_7664
Line	226.502 {449}	228.616 {447}	267.716 {126}	324.754 {104}	271.441 {124}	766.490 { 44}
IS Ref	(Y_2243)	(Y_2243)	(Y_3600)	(Y_3600)	(Y_3600)	(Y_3710)
Units	ppb	ppb	ppb	ppb	ppb	ppb
Avg	**.4282**	**25.53**	**61.19**	**143.6**	**65890.**	**6975.**
Stddev	.0204	.22	.01	.5	100.	50.
%RSD	4.755	.8745	.0131	.3669	.1517	.7209
#1	.4074	25.70	61.19	144.2	65950.	6917.
#2	.4290	25.28	61.20	143.1	65950.	7000.
#3	.4481	25.62	61.20	143.5	65780.	7008.
Check ?	Chk Pass	Chk Pass	Chk Pass	Chk Pass	Chk Pass	Chk Pass
High Limit						
Low Limit						

Elem	Mg2790	Mn2576	Na5895	Ni2316	Pb2203	Sb2068
Line	279.079 {121}	257.610 {131}	589.592 { 57}	231.604 {446}	220.353 {453}	206.833 {463}
IS Ref	(Y_3600)	(Y_3600)	(Y_3710)	(Y_2243)	(Y_2243)	(Y_2243)
Units	ppb	ppb	ppb	ppb	ppb	ppb
Avg	**12950.**	**2485.**	**2058.**	**68.68**	**423.5**	**1.428**
Stddev	29.	1.	10.	.36	1.9	1.180
%RSD	.2253	.0237	.5059	.5175	.4570	82.58
#1	12980.	2486.	2047.	68.69	422.2	1.691
#2	12960.	2485.	2061.	69.03	422.5	2.455
#3	12920.	2486.	2067.	68.32	425.7	.1396
Check ?	Chk Pass	Chk Pass	Chk Pass	Chk Pass	Chk Pass	Chk Pass
High Limit						
Low Limit						

Sample Name: 460-111952-E-1-E@4 Acquired: 4/12/2016 14:42:38 Type: Unk
Method: sw04052016(v4) Mode: CONC Corr. Factor: 1.000000
User: admin Custom ID1: Custom ID2: Custom ID3:
Comment:

Elem	Se196	Tl1908	V_2924	Zn2062	B_2089	Mo2020
Line	196.090 {472}	190.856 {477}	292.402 {115}	206.200 {463}	208.959 {461}	202.030 {467}
IS Ref	(Y_2243)	(Y_2243)	(Y_3600)	(Y_2243)	(Y_2243)	(Y_2243)
Units	ppb	ppb	ppb	ppb	ppb	ppb
Avg	**3.836**	**.1538**	**114.4**	**549.5**	**55.65**	**3.504**
Stddev	.528	.4420	.2	1.4	.19	.155
%RSD	13.78	287.4	.1735	.2588	.3442	4.428
#1	4.051	.4415	114.6	548.1	55.45	3.338
#2	4.222	-.3551	114.2	549.5	55.83	3.529
#3	3.233	.3751	114.6	551.0	55.69	3.645
Check ?	Chk Pass	Chk Pass	Chk Pass	Chk Pass	Chk Pass	Chk Pass
High Limit						
Low Limit						

Elem	Sn1899	Sr4077	Ti3349	Si2881
Line	189.989 {477}	407.771 { 83}	334.941 {101}	288.158 {117}
IS Ref	(Y_2243)	(Y_3710)	(Y_3600)	(Y_2243)
Units	ppb	ppb	ppb	ppb
Avg	**44.77**	**141.2**	**896.2**	**1361.**
Stddev	.59	.6	1.5	9.
%RSD	1.321	.4478	.1658	.6756
#1	45.25	140.5	896.7	1366.
#2	44.11	141.6	894.5	1366.
#3	44.96	141.6	897.3	1350.
Check ?	Chk Pass	Chk Pass	Chk Pass	Chk Pass
High Limit				
Low Limit				

Int. Std.	Y_2243	Y_3600	Y_3710
Line	224.306 {450}	360.073 { 94}	371.030 { 91}
Units	Cts/S	Cts/S	Cts/S
Avg	**3049.3**	**39416.**	**6555.5**
Stddev	14.0	211.	31.7
%RSD	.45900	.53407	.48336
#1	3035.1	39174.	6536.2
#2	3049.7	39517.	6592.1
#3	3063.1	39556.	6538.1

Sample Name: 460-110949-D-1-H@4 Acquired: 4/12/2016 14:50:33 Type: Unk
Method: sw04052016(v4) Mode: CONC Corr. Factor: 1.000000
User: admin Custom ID1: Custom ID2: Custom ID3:
Comment:

Elem	Al3961	As1890	Ag3280	Ba2335	Be3130	Ca3181
Line	396.152 { 85}	189.042 {478}	328.068 {103}	233.527 {445}	313.042 {108}	318.128 {106}
IS Ref	(Y_3710)	(Y_2243)	(Y_3600)	(Y_2243)	(Y_3710)	(Y_3600)
Units	ppb	ppb	ppb	ppb	ppb	ppb
Avg	**41840.**	**7.695**	**.6243**	**194.9**	**1.628**	**6358.**
Stddev	155.	.648	.4042	.6	.087	44.
%RSD	.3701	8.424	64.74	.3033	5.364	.6951
#1	41680.	7.200	.2268	194.3	1.637	6321.
#2	41990.	8.428	.6112	195.2	1.711	6347.
#3	41850.	7.456	1.035	195.3	1.537	6407.
Check ?	Chk Pass	Chk Pass	Chk Pass	Chk Pass	Chk Pass	Chk Pass
High Limit						
Low Limit						

Elem	Cd2265	Co2286	Cr2677	Cu3247	Fe2714	K_7664
Line	226.502 {449}	228.616 {447}	267.716 {126}	324.754 {104}	271.441 {124}	766.490 { 44}
IS Ref	(Y_2243)	(Y_2243)	(Y_3600)	(Y_3600)	(Y_3600)	(Y_3710)
Units	ppb	ppb	ppb	ppb	ppb	ppb
Avg	**-.8357**	**21.90**	**42.37**	**39.88**	**59730.**	**2648.**
Stddev	.1215	.05	.46	.18	171.	7.
%RSD	14.54	.2116	1.075	.4429	.2869	.2778
#1	-.9284	21.86	41.86	39.73	59590.	2649.
#2	-.6981	21.87	42.74	39.84	59670.	2640.
#3	-.8806	21.95	42.51	40.07	59920.	2655.
Check ?	Chk Pass	Chk Pass	Chk Pass	Chk Pass	Chk Pass	Chk Pass
High Limit						
Low Limit						

Elem	Mg2790	Mn2576	Na5895	Ni2316	Pb2203	Sb2068
Line	279.079 {121}	257.610 {131}	589.592 { 57}	231.604 {446}	220.353 {453}	206.833 {463}
IS Ref	(Y_3600)	(Y_3600)	(Y_3710)	(Y_2243)	(Y_2243)	(Y_2243)
Units	ppb	ppb	ppb	ppb	ppb	ppb
Avg	**7242.**	**1775.**	**1504.**	**36.91**	**94.93**	**1.064**
Stddev	36.	7.	3.	.74	.91	.580
%RSD	.4914	.4102	.2077	2.003	.9545	54.51
#1	7216.	1770.	1500.	37.24	94.06	1.724
#2	7228.	1771.	1505.	36.06	94.87	.6365
#3	7283.	1783.	1505.	37.42	95.87	.8308
Check ?	Chk Pass	Chk Pass	Chk Pass	Chk Pass	Chk Pass	Chk Pass
High Limit						
Low Limit						

Sample Name: 460-110949-D-1-H@4 Acquired: 4/12/2016 14:50:33 Type: Unk
Method: sw04052016(v4) Mode: CONC Corr. Factor: 1.000000
User: admin Custom ID1: Custom ID2: Custom ID3:
Comment:

Elem	Se196	Tl1908	V_2924	Zn2062	B_2089	Mo2020
Line	196.090 {472}	190.856 {477}	292.402 {115}	206.200 {463}	208.959 {461}	202.030 {467}
IS Ref	(Y_2243)	(Y_2243)	(Y_3600)	(Y_2243)	(Y_2243)	(Y_2243)
Units	ppb	ppb	ppb	ppb	ppb	ppb
Avg	**1.291**	**-1.154**	**82.82**	**142.1**	**323.2**	**2.296**
Stddev	1.688	.185	.25	1.1	.2	.121
%RSD	130.7	16.04	.3006	.7504	.0644	5.262
#1	1.704	-1.097	82.75	140.9	323.2	2.412
#2	2.734	-1.003	82.62	142.3	323.4	2.305
#3	-.5647	-1.360	83.10	143.0	323.0	2.171
Check ?	Chk Pass	Chk Pass	Chk Pass	Chk Pass	Chk Pass	Chk Pass
High Limit						
Low Limit						

Elem	Sn1899	Sr4077	Ti3349	Si2881
Line	189.989 {477}	407.771 { 83}	334.941 {101}	288.158 {117}
IS Ref	(Y_2243)	(Y_3710)	(Y_3600)	(Y_2243)
Units	ppb	ppb	ppb	ppb
Avg	**3.407**	**35.56**	**1004.**	**1157.**
Stddev	.511	.04	3.	8.
%RSD	15.01	.1135	.2792	.6815
#1	3.837	35.55	1005.	1153.
#2	2.841	35.52	1001.	1151.
#3	3.542	35.60	1007.	1166.
Check ?	Chk Pass	Chk Pass	Chk Pass	Chk Pass
High Limit				
Low Limit				

Int. Std.	Y_2243	Y_3600	Y_3710
Line	224.306 {450}	360.073 { 94}	371.030 { 91}
Units	Cts/S	Cts/S	Cts/S
Avg	**3074.5**	**39543.**	**6428.7**
Stddev	10.9	170.	31.7
%RSD	.35457	.43110	.49317
#1	3062.4	39363.	6404.6
#2	3077.7	39702.	6464.6
#3	3083.4	39563.	6416.8

Sample Name: 460-111558-A-1-D@4 Acquired: 4/12/2016 14:54:31 Type: Unk
Method: sw04052016(v4) Mode: CONC Corr. Factor: 1.000000
User: admin Custom ID1: Custom ID2: Custom ID3:
Comment:

Elem	Al3961	As1890	Ag3280	Ba2335	Be3130	Ca3181
Line	396.152 { 85}	189.042 {478}	328.068 {103}	233.527 {445}	313.042 {108}	318.128 {106}
IS Ref	(Y_3710)	(Y_2243)	(Y_3600)	(Y_2243)	(Y_3710)	(Y_3600)
Units	ppb	ppb	ppb	ppb	ppb	ppb
Avg	**128000.**	**5.415**	**.6892**	**81.34**	**4.438**	**2500.**
Stddev	1483.	.449	.4569	.65	.115	18.
%RSD	1.158	8.296	66.30	.7983	2.595	.7047
#1	126600.	4.913	.4389	80.65	4.305	2480.
#2	127900.	5.779	.4122	81.42	4.513	2509.
#3	129600.	5.554	1.217	81.95	4.496	2511.
Check ?	Chk Pass	Chk Pass	Chk Pass	Chk Pass	Chk Pass	Chk Pass
High Limit						
Low Limit						

Elem	Cd2265	Co2286	Cr2677	Cu3247	Fe2714	K_7664
Line	226.502 {449}	228.616 {447}	267.716 {126}	324.754 {104}	271.441 {124}	766.490 { 44}
IS Ref	(Y_2243)	(Y_2243)	(Y_3600)	(Y_3600)	(Y_3600)	(Y_3710)
Units	ppb	ppb	ppb	ppb	ppb	ppb
Avg	**.5233**	**14.13**	**15.27**	**85.84**	**41560.**	**183.4**
Stddev	.0886	.17	.15	.62	332.	15.1
%RSD	16.93	1.201	.9728	.7266	.7987	8.253
#1	.4753	14.21	15.39	85.15	41180.	199.2
#2	.4690	14.24	15.30	86.00	41760.	182.1
#3	.6255	13.94	15.10	86.36	41740.	169.0
Check ?	Chk Pass	Chk Pass	Chk Pass	Chk Pass	Chk Pass	Chk Pass
High Limit						
Low Limit						

Elem	Mg2790	Mn2576	Na5895	Ni2316	Pb2203	Sb2068
Line	279.079 {121}	257.610 {131}	589.592 { 57}	231.604 {446}	220.353 {453}	206.833 {463}
IS Ref	(Y_3600)	(Y_3600)	(Y_3710)	(Y_2243)	(Y_2243)	(Y_2243)
Units	ppb	ppb	ppb	ppb	ppb	ppb
Avg	**354.1**	**1434.**	**298.1**	**33.33**	**4.249**	**.2073**
Stddev	4.5	9.	5.8	.18	.840	1.056
%RSD	1.263	.6238	1.947	.5346	19.76	509.3
#1	358.0	1424.	291.4	33.37	4.366	.2910
#2	349.2	1435.	301.4	33.49	3.357	-.8879
#3	355.1	1442.	301.5	33.14	5.025	1.219
Check ?	Chk Pass	Chk Pass	Chk Pass	Chk Pass	Chk Pass	Chk Pass
High Limit						
Low Limit						

Sample Name: 460-111558-A-1-D@4 Acquired: 4/12/2016 14:54:31 Type: Unk
Method: sw04052016(v4) Mode: CONC Corr. Factor: 1.000000
User: admin Custom ID1: Custom ID2: Custom ID3:
Comment:

Elem	Se196	Tl1908	V_2924	Zn2062	B_2089	Mo2020
Line	196.090 {472}	190.856 {477}	292.402 {115}	206.200 {463}	208.959 {461}	202.030 {467}
IS Ref	(Y_2243)	(Y_2243)	(Y_3600)	(Y_2243)	(Y_2243)	(Y_2243)
Units	ppb	ppb	ppb	ppb	ppb	ppb
Avg	**.1831**	**1.413**	**8.563**	**256.1**	**7.513**	**.8199**
Stddev	.2991	.615	.096	1.9	.312	.2460
%RSD	163.4	43.54	1.117	.7559	4.157	30.00
#1	.4824	1.992	8.622	254.0	7.667	.5544
#2	-.1158	1.479	8.614	256.5	7.153	.8652
#3	.1826	.7674	8.452	257.8	7.718	1.040
Check ?	Chk Pass	Chk Pass	Chk Pass	Chk Pass	Chk Pass	Chk Pass
High Limit						
Low Limit						

Elem	Sn1899	Sr4077	Ti3349	Si2881
Line	189.989 {477}	407.771 { 83}	334.941 {101}	288.158 {117}
IS Ref	(Y_2243)	(Y_3710)	(Y_3600)	(Y_2243)
Units	ppb	ppb	ppb	ppb
Avg	**1.935**	**17.17**	**51.46**	**2025.**
Stddev	1.036	.30	.48	28.
%RSD	53.54	1.760	.9394	1.383
#1	1.171	16.94	50.94	2002.
#2	3.114	17.07	51.54	2017.
#3	1.519	17.51	51.90	2056.
Check ?	Chk Pass	Chk Pass	Chk Pass	Chk Pass
High Limit				
Low Limit				

Int. Std.	Y_2243	Y_3600	Y_3710
Line	224.306 {450}	360.073 { 94}	371.030 { 91}
Units	Cts/S	Cts/S	Cts/S
Avg	**3095.0**	**39582.**	**6575.1**
Stddev	8.5	233.	50.6
%RSD	.27424	.58787	.76985
#1	3088.5	39321.	6523.0
#2	3091.9	39660.	6578.2
#3	3104.6	39767.	6624.0

Sample Name: MB 460-362090/1-A Acquired: 4/12/2016 15:02:32 Type: QC
Method: sw04052016(v4) Mode: CONC Corr. Factor: 1.000000
User: admin Custom ID1: Custom ID2: Custom ID3:
Comment:

Elem	Al3961	As1890	Ag3280	Ba2335	Be3130	Ca3181
Line	396.152 { 85}	189.042 {478}	328.068 {103}	233.527 {445}	313.042 {108}	318.128 {106}
IS Ref	(Y_3710)	(Y_2243)	(Y_3600)	(Y_2243)	(Y_3710)	(Y_3600)
Units	ppb	ppb	ppb	ppb	ppb	ppb
Avg	**-5.956**	**1.333**	**.0277**	**-.0780**	**-.1322**	**-1.159**
Stddev	8.310	1.587	.2245	.1030	.0210	4.011
%RSD	139.5	119.1	809.5	131.9	15.88	345.9
#1	-.4444	-.1759	.0892	-.1030	-.1450	3.165
#2	-15.51	2.988	.2150	.0351	-.1436	-1.886
#3	-1.910	1.186	-.2211	-.1662	-.1080	-4.757
Check ?	Chk Pass	Chk Pass	Chk Pass	Chk Pass	Chk Pass	Chk Pass
High Limit						
Low Limit						

Elem	Cd2265	Co2286	Cr2677	Cu3247	Fe2714	K_7664
Line	226.502 {449}	228.616 {447}	267.716 {126}	324.754 {104}	271.441 {124}	766.490 { 44}
IS Ref	(Y_2243)	(Y_2243)	(Y_3600)	(Y_3600)	(Y_3600)	(Y_3710)
Units	ppb	ppb	ppb	ppb	ppb	ppb
Avg	**.0218**	**.0350**	**-.0651**	**-.1737**	**-4.397**	**-20.30**
Stddev	.0724	.1583	.3834	.2071	11.31	3.61
%RSD	331.8	452.7	588.6	119.2	257.3	17.80
#1	.0546	-.0356	-.5076	.0639	-8.911	-18.93
#2	-.0612	.2163	.1428	-.3158	8.476	-17.57
#3	.0720	-.0758	.1694	-.2692	-12.76	-24.39
Check ?	Chk Pass	Chk Pass	Chk Pass	Chk Pass	Chk Pass	Chk Pass
High Limit						
Low Limit						

Elem	Mg2790	Mn2576	Na5895	Ni2316	Pb2203	Sb2068
Line	279.079 {121}	257.610 {131}	589.592 { 57}	231.604 {446}	220.353 {453}	206.833 {463}
IS Ref	(Y_3600)	(Y_3600)	(Y_3710)	(Y_2243)	(Y_2243)	(Y_2243)
Units	ppb	ppb	ppb	ppb	ppb	ppb
Avg	**-3.154**	**.2254**	**8.369**	**.2195**	**.6357**	**.1804**
Stddev	3.312	.1234	1.312	.6188	1.058	.3305
%RSD	105.0	54.73	15.67	281.9	166.4	183.2
#1	-3.407	.3389	9.565	-.1382	1.640	-.0892
#2	.2770	.2431	8.577	-.1372	-.4683	.5491
#3	-6.332	.0941	6.966	.9340	.7355	.0812
Check ?	Chk Pass	Chk Pass	Chk Pass	Chk Pass	Chk Pass	Chk Pass
High Limit						
Low Limit						

Sample Name: MB 460-362090/1-A Acquired: 4/12/2016 15:02:32 Type: QC
Method: sw04052016(v4) Mode: CONC Corr. Factor: 1.000000
User: admin Custom ID1: Custom ID2: Custom ID3:
Comment:

Elem	Se196	Tl1908	V_2924	Zn2062	B_2089	Mo2020
Line	196.090 {472}	190.856 {477}	292.402 {115}	206.200 {463}	208.959 {461}	202.030 {467}
IS Ref	(Y_2243)	(Y_2243)	(Y_3600)	(Y_2243)	(Y_2243)	(Y_2243)
Units	ppb	ppb	ppb	ppb	ppb	ppb
Avg	**-1.590**	**-.5272**	**-.1899**	**.5688**	**-.0665**	**-.3256**
Stddev	2.170	.3533	.2986	.0882	.3609	.1387
%RSD	136.4	67.00	157.2	15.51	542.5	42.61
#1	-4.095	-.7938	-.4377	.5771	.1303	-.3758
#2	-.3594	-.6614	-.2736	.4767	-.4831	-.1688
#3	-.3159	-.1265	.1416	.6526	.1532	-.4323
Check ?	Chk Pass	Chk Pass	Chk Pass	Chk Pass	Chk Pass	Chk Pass
High Limit						
Low Limit						

Elem	Sn1899	Sr4077	Ti3349	Si2881
Line	189.989 {477}	407.771 { 83}	334.941 {101}	288.158 {117}
IS Ref	(Y_2243)	(Y_3710)	(Y_3600)	(Y_2243)
Units	ppb	ppb	ppb	ppb
Avg	**.5949**	**-.0620**	**-.1218**	**15.29**
Stddev	.4695	.0576	.0987	19.23
%RSD	78.91	92.86	81.05	125.8
#1	.2387	-.1283	-.0117	7.589
#2	.4192	-.0335	-.1511	37.17
#3	1.127	-.0243	-.2025	1.100
Check ?	Chk Pass	Chk Pass	Chk Pass	None
High Limit				
Low Limit				

Int. Std.	Y_2243	Y_3600	Y_3710
Line	224.306 {450}	360.073 { 94}	371.030 { 91}
Units	Cts/S	Cts/S	Cts/S
Avg	**3017.2**	**38575.**	**6168.9**
Stddev	6.4	75.	50.9
%RSD	.21116	.19496	.82485
#1	3009.9	38660.	6227.6
#2	3020.3	38517.	6139.4
#3	3021.5	38548.	6139.6

Sample Name: CCB Acquired: 4/12/2016 15:10:33 Type: QC
Method: sw04052016(v4) Mode: CONC Corr. Factor: 1.000000
User: admin Custom ID1: Custom ID2: Custom ID3:
Comment:

Elem	Al3961	As1890	Ag3280	Ba2335	Be3130	Ca3181
Line	396.152 { 85}	189.042 {478}	328.068 {103}	233.527 {445}	313.042 {108}	318.128 {106}
IS Ref	(Y_3710)	(Y_2243)	(Y_3600)	(Y_2243)	(Y_3710)	(Y_3600)
Units	ppb	ppb	ppb	ppb	ppb	ppb
Avg	**-1.889**	**2.077**	**-.1535**	**.0588**	**-.0932**	**.8016**
Stddev	13.45	.493	.4556	.0611	.1491	1.008
%RSD	711.7	23.74	296.8	104.0	160.0	125.7
#1	-16.56	1.533	.3153	-.0021	.0783	-.3345
#2	9.850	2.494	-.1812	.0583	-.1919	1.151
#3	1.043	2.204	-.5947	.1202	-.1661	1.588
Check ?	Chk Pass	Chk Pass	Chk Pass	Chk Pass	Chk Pass	Chk Pass
High Limit						
Low Limit						

Elem	Cd2265	Co2286	Cr2677	Cu3247	Fe2714	K_7664
Line	226.502 {449}	228.616 {447}	267.716 {126}	324.754 {104}	271.441 {124}	766.490 { 44}
IS Ref	(Y_2243)	(Y_2243)	(Y_3600)	(Y_3600)	(Y_3600)	(Y_3710)
Units	ppb	ppb	ppb	ppb	ppb	ppb
Avg	**.0659**	**-.0704**	**.2574**	**-.0185**	**-4.231**	**15.39**
Stddev	.0637	.1872	.4671	.1544	8.090	15.05
%RSD	96.69	265.8	181.5	833.9	191.2	97.81
#1	-.0075	.1356	-.0608	.0064	-7.403	10.92
#2	.0977	-.1168	.7936	.1219	-10.26	32.17
#3	.1075	-.2301	.0394	-.1839	4.964	3.076
Check ?	Chk Pass	Chk Pass	Chk Pass	Chk Pass	Chk Pass	Chk Pass
High Limit						
Low Limit						

Elem	Mg2790	Mn2576	Na5895	Ni2316	Pb2203	Sb2068
Line	279.079 {121}	257.610 {131}	589.592 { 57}	231.604 {446}	220.353 {453}	206.833 {463}
IS Ref	(Y_3600)	(Y_3600)	(Y_3710)	(Y_2243)	(Y_2243)	(Y_2243)
Units	ppb	ppb	ppb	ppb	ppb	ppb
Avg	**-.4140**	**.1069**	**11.50**	**-.1515**	**.4420**	**.8947**
Stddev	3.237	.0278	4.88	.5742	1.087	.8274
%RSD	782.0	25.98	42.43	379.0	245.9	92.48
#1	-4.089	.1044	16.99	-.7945	-.3821	1.501
#2	2.016	.1359	9.888	.3097	.0343	1.230
#3	.8303	.0805	7.635	.0303	1.674	-.0478
Check ?	Chk Pass	Chk Pass	Chk Pass	Chk Pass	Chk Pass	Chk Pass
High Limit						
Low Limit						

Sample Name: CCB Acquired: 4/12/2016 15:10:33 Type: QC
Method: sw04052016(v4) Mode: CONC Corr. Factor: 1.000000
User: admin Custom ID1: Custom ID2: Custom ID3:
Comment:

Elem	Se196	Tl1908	V_2924	Zn2062	B_2089	Mo2020
Line	196.090 {472}	190.856 {477}	292.402 {115}	206.200 {463}	208.959 {461}	202.030 {467}
IS Ref	(Y_2243)	(Y_2243)	(Y_3600)	(Y_2243)	(Y_2243)	(Y_2243)
Units	ppb	ppb	ppb	ppb	ppb	ppb
Avg	**.0798**	**.7527**	**-.0641**	**.0215**	**1.148**	**.8767**
Stddev	1.170	.4432	.0674	.2035	.360	.7712
%RSD	1467.	58.89	105.1	944.8	31.35	87.97
#1	-1.135	.5922	-.0921	-.1577	1.110	1.660
#2	1.200	1.254	-.1130	.2428	.8080	.8521
#3	.1740	.4121	.0128	-.0205	1.525	.1180
Check ?	Chk Pass	Chk Pass	Chk Pass	Chk Pass	Chk Pass	Chk Pass
High Limit						
Low Limit						

Elem	Sn1899	Sr4077	Ti3349	Si2881
Line	189.989 {477}	407.771 { 83}	334.941 {101}	288.158 {117}
IS Ref	(Y_2243)	(Y_3710)	(Y_3600)	(Y_2243)
Units	ppb	ppb	ppb	ppb
Avg	**.5624**	**.1035**	**.3312**	**6.103**
Stddev	.6058	.0243	.1184	9.878
%RSD	107.7	23.51	35.74	161.9
#1	.8771	.1254	.4589	10.14
#2	.9462	.1079	.3097	13.33
#3	-.1360	.0773	.2250	-5.154
Check ?	Chk Pass	Chk Pass	Chk Pass	None
High Limit				
Low Limit				

Int. Std.	Y_2243	Y_3600	Y_3710
Line	224.306 {450}	360.073 { 94}	371.030 { 91}
Units	Cts/S	Cts/S	Cts/S
Avg	**3017.9**	**38661.**	**6136.3**
Stddev	10.1	180.	18.1
%RSD	.33611	.46454	.29455
#1	3029.1	38455.	6119.7
#2	3015.1	38745.	6133.7
#3	3009.4	38783.	6155.6

Sample Name: 460-111474-C-4-K@4 Acquired: 4/12/2016 14:06:43 Type: Unk
Method: sw04052016(v4) Mode: CONC Corr. Factor: 1.000000
User: admin Custom ID1: Custom ID2: Custom ID3:
Comment:

Elem	Al3961	As1890	Ag3280	Ba2335	Be3130	Ca3181
Line	396.152 { 85}	189.042 {478}	328.068 {103}	233.527 {445}	313.042 {108}	318.128 {106}
IS Ref	(Y_3710)	(Y_2243)	(Y_3600)	(Y_2243)	(Y_3710)	(Y_3600)
Units	ppb	ppb	ppb	ppb	ppb	ppb
Avg	**32390.**	**27.95**	**1.403**	**119.6**	**2.099**	**5423.**
Stddev	89.	2.11	.155	.1	.121	21.
%RSD	.2749	7.550	11.03	.0930	5.743	.3914
#1	32470.	28.19	1.249	119.5	1.967	5402.
#2	32290.	25.74	1.401	119.7	2.204	5444.
#3	32400.	29.94	1.559	119.6	2.125	5423.
Check ?	Chk Pass	Chk Pass	Chk Pass	Chk Pass	Chk Pass	Chk Pass
High Limit						
Low Limit						

Elem	Cd2265	Co2286	Cr2677	Cu3247	Fe2714	K_7664
Line	226.502 {449}	228.616 {447}	267.716 {126}	324.754 {104}	271.441 {124}	766.490 { 44}
IS Ref	(Y_2243)	(Y_2243)	(Y_3600)	(Y_3600)	(Y_3600)	(Y_3710)
Units	ppb	ppb	ppb	ppb	ppb	ppb
Avg	**-.3443**	**28.29**	**102.6**	**56.72**	**63590.**	**5954.**
Stddev	.0867	.20	.6	.21	209.	23.
%RSD	25.17	.7088	.5997	.3755	.3287	.3818
#1	-.2554	28.50	102.1	56.78	63460.	5955.
#2	-.3489	28.09	103.3	56.89	63830.	5976.
#3	-.4285	28.28	102.5	56.48	63490.	5931.
Check ?	Chk Pass	Chk Pass	Chk Pass	Chk Pass	Chk Pass	Chk Pass
High Limit						
Low Limit						

Elem	Mg2790	Mn2576	Na5895	Ni2316	Pb2203	Sb2068
Line	279.079 {121}	257.610 {131}	589.592 { 57}	231.604 {446}	220.353 {453}	206.833 {463}
IS Ref	(Y_3600)	(Y_3600)	(Y_3710)	(Y_2243)	(Y_2243)	(Y_2243)
Units	ppb	ppb	ppb	ppb	ppb	ppb
Avg	**12610.**	**1989.**	**4414.**	**54.06**	**70.87**	**1.201**
Stddev	67.	3.	11.	.12	1.59	1.228
%RSD	.5300	.1721	.2585	.2223	2.245	102.2
#1	12590.	1988.	4412.	54.15	70.37	-.1585
#2	12680.	1993.	4426.	54.10	72.65	1.532
#3	12560.	1986.	4403.	53.92	69.58	2.228
Check ?	Chk Pass	Chk Pass	Chk Pass	Chk Pass	Chk Pass	Chk Pass
High Limit						
Low Limit						

Sample Name: 460-111474-C-4-K@4 Acquired: 4/12/2016 14:06:43 Type: Unk
Method: sw04052016(v4) Mode: CONC Corr. Factor: 1.000000
User: admin Custom ID1: Custom ID2: Custom ID3:
Comment:

Elem	Se196	Tl1908	V_2924	Zn2062	B_2089	Mo2020
Line	196.090 {472}	190.856 {477}	292.402 {115}	206.200 {463}	208.959 {461}	202.030 {467}
IS Ref	(Y_2243)	(Y_2243)	(Y_3600)	(Y_2243)	(Y_2243)	(Y_2243)
Units	ppb	ppb	ppb	ppb	ppb	ppb
Avg	**1.366**	**-2.246**	**91.41**	**360.8**	**35.29**	**1.295**
Stddev	1.058	1.860	.15	1.5	.36	.278
%RSD	77.45	82.81	.1669	.4058	1.023	21.50
#1	1.206	-1.605	91.23	359.2	35.70	1.309
#2	2.494	-.7916	91.47	361.1	35.14	1.566
#3	.3970	-4.342	91.52	362.1	35.03	1.010
Check ?	Chk Pass	Chk Pass	Chk Pass	Chk Pass	Chk Pass	Chk Pass
High Limit						
Low Limit						

Elem	Sn1899	Sr4077	Ti3349	Si2881
Line	189.989 {477}	407.771 { 83}	334.941 {101}	288.158 {117}
IS Ref	(Y_2243)	(Y_3710)	(Y_3600)	(Y_2243)
Units	ppb	ppb	ppb	ppb
Avg	**12.11**	**69.00**	**1364.**	**2162.**
Stddev	1.18	.24	1.	40.
%RSD	9.754	.3438	.1033	1.864
#1	10.90	68.72	1365.	2141.
#2	13.26	69.15	1362.	2136.
#3	12.17	69.11	1364.	2208.
Check ?	Chk Pass	Chk Pass	Chk Pass	Chk Pass
High Limit				
Low Limit				

Int. Std.	Y_2243	Y_3600	Y_3710
Line	224.306 {450}	360.073 { 94}	371.030 { 91}
Units	Cts/S	Cts/S	Cts/S
Avg	**3077.5**	**39807.**	**6573.9**
Stddev	2.7	9.	63.0
%RSD	.08856	.02199	.95833
#1	3079.0	39804.	6504.1
#2	3079.1	39800.	6591.1
#3	3074.3	39816.	6626.5

Sample Name: CCB Acquired: 4/12/2016 14:18:32 Type: QC
Method: sw04052016(v4) Mode: CONC Corr. Factor: 1.000000
User: admin Custom ID1: Custom ID2: Custom ID3:
Comment:

Elem	Al3961	As1890	Ag3280	Ba2335	Be3130	Ca3181
Line	396.152 { 85}	189.042 {478}	328.068 {103}	233.527 {445}	313.042 {108}	318.128 {106}
IS Ref	(Y_3710)	(Y_2243)	(Y_3600)	(Y_2243)	(Y_3710)	(Y_3600)
Units	ppb	ppb	ppb	ppb	ppb	ppb
Avg	**-2.992**	**-.3708**	**-.0297**	**.0738**	**.0002**	**11.48**
Stddev	4.782	.6647	.1913	.0421	.0714	3.18
%RSD	159.8	179.2	643.9	57.09	32730.	27.71
#1	1.369	-.6637	.1376	.1221	.0807	12.49
#2	-8.106	.3900	-.2383	.0547	-.0243	7.918
#3	-2.240	-.8387	.0116	.0446	-.0557	14.04
Check ?	Chk Pass	Chk Pass	Chk Pass	Chk Pass	Chk Pass	Chk Pass
High Limit						
Low Limit						

Elem	Cd2265	Co2286	Cr2677	Cu3247	Fe2714	K_7664
Line	226.502 {449}	228.616 {447}	267.716 {126}	324.754 {104}	271.441 {124}	766.490 { 44}
IS Ref	(Y_2243)	(Y_2243)	(Y_3600)	(Y_3600)	(Y_3600)	(Y_3710)
Units	ppb	ppb	ppb	ppb	ppb	ppb
Avg	**.0995**	**-.2274**	**.3264**	**.3630**	**-8.450**	**10.10**
Stddev	.0679	.0795	.4029	.1784	7.958	13.66
%RSD	68.25	34.95	123.4	49.15	94.18	135.3
#1	.0367	-.1370	.2842	.2626	-11.84	-5.094
#2	.0902	-.2591	.7487	.5691	-14.15	14.02
#3	.1716	-.2862	-.0538	.2575	.6420	21.38
Check ?	Chk Pass	Chk Pass	Chk Pass	Chk Pass	Chk Pass	Chk Pass
High Limit						
Low Limit						

Elem	Mg2790	Mn2576	Na5895	Ni2316	Pb2203	Sb2068
Line	279.079 {121}	257.610 {131}	589.592 { 57}	231.604 {446}	220.353 {453}	206.833 {463}
IS Ref	(Y_3600)	(Y_3600)	(Y_3710)	(Y_2243)	(Y_2243)	(Y_2243)
Units	ppb	ppb	ppb	ppb	ppb	ppb
Avg	**1.458**	**.1306**	**13.72**	**.3462**	**.5944**	**1.213**
Stddev	2.170	.0645	6.82	.5345	.8828	.806
%RSD	148.9	49.34	49.71	154.4	148.5	66.44
#1	2.078	.1546	19.64	.9572	-.3491	1.219
#2	-.9549	.0576	15.25	.1161	1.400	.4044
#3	3.251	.1797	6.261	-.0346	.7319	2.017
Check ?	Chk Pass	Chk Pass	Chk Pass	Chk Pass	Chk Pass	Chk Pass
High Limit						
Low Limit						

Sample Name: CCB Acquired: 4/12/2016 14:18:32 Type: QC
Method: sw04052016(v4) Mode: CONC Corr. Factor: 1.000000
User: admin Custom ID1: Custom ID2: Custom ID3:
Comment:

Elem	Se196	Tl1908	V_2924	Zn2062	B_2089	Mo2020
Line	196.090 {472}	190.856 {477}	292.402 {115}	206.200 {463}	208.959 {461}	202.030 {467}
IS Ref	(Y_2243)	(Y_2243)	(Y_3600)	(Y_2243)	(Y_2243)	(Y_2243)
Units	ppb	ppb	ppb	ppb	ppb	ppb
Avg	**-2.031**	**.8692**	**-.3216**	**.0923**	**1.233**	**.8314**
Stddev	.894	.8694	.5589	.1475	.080	.4971
%RSD	44.01	100.0	173.8	159.8	6.487	59.79
#1	-2.509	1.239	-.0372	.2116	1.183	1.405
#2	-.9995	1.492	.0380	.1380	1.191	.5444
#3	-2.583	-.1241	-.9655	-.0726	1.325	.5444
Check ?	Chk Pass	Chk Pass	Chk Pass	Chk Pass	Chk Pass	Chk Pass
High Limit						
Low Limit						

Elem	Sn1899	Sr4077	Ti3349	Si2881
Line	189.989 {477}	407.771 { 83}	334.941 {101}	288.158 {117}
IS Ref	(Y_2243)	(Y_3710)	(Y_3600)	(Y_2243)
Units	ppb	ppb	ppb	ppb
Avg	**.5441**	**.1730**	**.2861**	**15.92**
Stddev	.6779	.0265	.0340	6.99
%RSD	124.6	15.33	11.90	43.89
#1	1.325	.1427	.3253	13.70
#2	.1954	.1920	.2682	23.75
#3	.1115	.1844	.2647	10.31
Check ?	Chk Pass	Chk Pass	Chk Pass	None
High Limit				
Low Limit				

Int. Std.	Y_2243	Y_3600	Y_3710
Line	224.306 {450}	360.073 { 94}	371.030 { 91}
Units	Cts/S	Cts/S	Cts/S
Avg	**2991.6**	**38261.**	**6195.3**
Stddev	14.1	209.	80.9
%RSD	.47065	.54523	1.3052
#1	2992.8	38021.	6145.2
#2	3005.0	38365.	6288.6
#3	2976.9	38398.	6152.1

Sample Name: 460-111474-C-4-M MS Acquired: 4/12/2016 14:26:44 Type: Unk
Method: sw04052016(v4) Mode: CONC Corr. Factor: 1.000000
User: admin Custom ID1: Custom ID2: Custom ID3:
Comment:

Elem	Al3961	As1890	Ag3280	Ba2335	Be3130	Ca3181
Line	396.152 { 85}	189.042 {478}	328.068 {103}	233.527 {445}	313.042 {108}	318.128 {106}
IS Ref	(Y_3710)	(Y_2243)	(Y_3600)	(Y_2243)	(Y_3710)	(Y_3600)
Units	ppb	ppb	ppb	ppb	ppb	ppb
Avg	**43830.**	**901.5**	**23.88**	**1066.**	**26.27**	**14890.**
Stddev	363.	8.3	.34	7.	.31	109.
%RSD	.8270	.9217	1.414	.6894	1.187	.7300
#1	43420.	892.5	23.50	1060.	26.03	14770.
#2	43990.	902.9	23.99	1065.	26.17	14940.
#3	44090.	909.0	24.15	1074.	26.62	14970.
Check ?	Chk Pass	Chk Pass	Chk Pass	Chk Pass	Chk Pass	Chk Pass
High Limit						
Low Limit						

Elem	Cd2265	Co2286	Cr2677	Cu3247	Fe2714	K_7664
Line	226.502 {449}	228.616 {447}	267.716 {126}	324.754 {104}	271.441 {124}	766.490 { 44}
IS Ref	(Y_2243)	(Y_2243)	(Y_3600)	(Y_3600)	(Y_3600)	(Y_3710)
Units	ppb	ppb	ppb	ppb	ppb	ppb
Avg	**22.82**	**264.6**	**203.5**	**169.4**	**64510.**	**15490.**
Stddev	.47	1.9	2.5	1.8	583.	171.
%RSD	2.082	.7032	1.223	1.078	.9041	1.106
#1	22.37	262.9	200.6	167.6	63840.	15300.
#2	22.78	264.5	204.9	169.5	64830.	15540.
#3	23.31	266.6	204.9	171.2	64860.	15630.
Check ?	Chk Pass	Chk Pass	Chk Pass	Chk Pass	Chk Pass	Chk Pass
High Limit						
Low Limit						

Elem	Mg2790	Mn2576	Na5895	Ni2316	Pb2203	Sb2068
Line	279.079 {121}	257.610 {131}	589.592 { 57}	231.604 {446}	220.353 {453}	206.833 {463}
IS Ref	(Y_3600)	(Y_3600)	(Y_3710)	(Y_2243)	(Y_2243)	(Y_2243)
Units	ppb	ppb	ppb	ppb	ppb	ppb
Avg	**21750.**	**2117.**	**13130.**	**293.1**	**281.6**	**119.4**
Stddev	159.	16.	81.	2.7	2.1	1.2
%RSD	.7306	.7675	.6176	.9242	.7294	1.029
#1	21580.	2099.	13060.	290.6	279.2	118.0
#2	21800.	2124.	13100.	292.8	282.7	120.1
#3	21880.	2129.	13220.	296.0	282.8	120.2
Check ?	Chk Pass	Chk Pass	Chk Pass	Chk Pass	Chk Pass	Chk Pass
High Limit						
Low Limit						

Sample Name: 460-111474-C-4-M MS Acquired: 4/12/2016 14:26:44 Type: Unk
Method: sw04052016(v4) Mode: CONC Corr. Factor: 1.000000
User: admin Custom ID1: Custom ID2: Custom ID3:
Comment:

Elem	Se196	Tl1908	V_2924	Zn2062	B_2089	Mo2020
Line	196.090 {472}	190.856 {477}	292.402 {115}	206.200 {463}	208.959 {461}	202.030 {467}
IS Ref	(Y_2243)	(Y_2243)	(Y_3600)	(Y_2243)	(Y_2243)	(Y_2243)
Units	ppb	ppb	ppb	ppb	ppb	ppb
Avg	**880.9**	**981.1**	**338.0**	**575.9**	**261.7**	**227.2**
Stddev	13.0	7.6	3.4	5.2	2.6	1.8
%RSD	1.479	.7790	1.017	.9111	1.011	.7813
#1	866.9	972.8	334.2	570.1	259.2	225.3
#2	883.0	982.6	338.7	577.3	261.3	227.4
#3	892.7	987.9	341.0	580.4	264.5	228.9
Check ?	Chk Pass	Chk Pass	Chk Pass	Chk Pass	Chk Pass	Chk Pass
High Limit						
Low Limit						

Elem	Sn1899	Sr4077	Ti3349	Si2881
Line	189.989 {477}	407.771 { 83}	334.941 {101}	288.158 {117}
IS Ref	(Y_2243)	(Y_3710)	(Y_3600)	(Y_2243)
Units	ppb	ppb	ppb	ppb
Avg	**235.6**	**308.5**	**1825.**	**2438.**
Stddev	3.6	2.6	14.	24.
%RSD	1.544	.8297	.7846	1.001
#1	231.6	305.9	1811.	2413.
#2	236.5	308.4	1825.	2440.
#3	238.8	311.1	1839.	2461.
Check ?	Chk Pass	Chk Pass	Chk Pass	Chk Pass
High Limit				
Low Limit				

Int. Std.	Y_2243	Y_3600	Y_3710
Line	224.306 {450}	360.073 { 94}	371.030 { 91}
Units	Cts/S	Cts/S	Cts/S
Avg	**3016.2**	**38841.**	**6384.2**
Stddev	5.9	262.	43.3
%RSD	.19717	.67338	.67894
#1	3010.7	38717.	6342.8
#2	3015.3	38665.	6380.5
#3	3022.5	39142.	6429.2

Sample Name: pds 460-111474-C-4-K Acquired: 4/12/2016 14:30:34 Type: Unk
Method: sw04052016(v4) Mode: CONC Corr. Factor: 1.000000
User: admin Custom ID1: Custom ID2: Custom ID3:
Comment:

Elem	Al3961	As1890	Ag3280	Ba2335	Be3130	Ca3181
Line	396.152 { 85}	189.042 {478}	328.068 {103}	233.527 {445}	313.042 {108}	318.128 {106}
IS Ref	(Y_3710)	(Y_2243)	(Y_3600)	(Y_2243)	(Y_3710)	(Y_3600)
Units	ppb	ppb	ppb	ppb	ppb	ppb
Avg	**34170.**	**1850.**	**12.62**	**2036.**	**51.50**	**24080.**
Stddev	325.	4.	.72	1.	.13	108.
%RSD	.9501	.2266	5.736	.0432	.2554	.4493
#1	33950.	1852.	12.04	2037.	51.38	24200.
#2	34010.	1853.	13.43	2035.	51.64	24010.
#3	34540.	1846.	12.39	2035.	51.47	24010.
Check ?	Chk Pass	Chk Pass	Chk Pass	Chk Pass	Chk Pass	Chk Pass
High Limit						
Low Limit						

Elem	Cd2265	Co2286	Cr2677	Cu3247	Fe2714	K_7664
Line	226.502 {449}	228.616 {447}	267.716 {126}	324.754 {104}	271.441 {124}	766.490 { 44}
IS Ref	(Y_2243)	(Y_2243)	(Y_3600)	(Y_3600)	(Y_3600)	(Y_3710)
Units	ppb	ppb	ppb	ppb	ppb	ppb
Avg	**47.65**	**516.6**	**295.2**	**295.4**	**63700.**	**23450.**
Stddev	.31	.6	1.5	1.1	261.	26.
%RSD	.6527	.1095	.5222	.3786	.4095	.1128
#1	47.94	516.7	296.9	296.0	63570.	23450.
#2	47.69	517.0	294.2	294.1	63530.	23420.
#3	47.32	515.9	294.4	296.1	64000.	23470.
Check ?	Chk Pass	Chk Pass	Chk Pass	Chk Pass	Chk Pass	Chk Pass
High Limit						
Low Limit						

Elem	Mg2790	Mn2576	Na5895	Ni2316	Pb2203	Sb2068
Line	279.079 {121}	257.610 {131}	589.592 { 57}	231.604 {446}	220.353 {453}	206.833 {463}
IS Ref	(Y_3600)	(Y_3600)	(Y_3710)	(Y_2243)	(Y_2243)	(Y_2243)
Units	ppb	ppb	ppb	ppb	ppb	ppb
Avg	**30460.**	**2453.**	**23010.**	**543.4**	**519.9**	**466.4**
Stddev	83.	6.	35.	.6	1.3	.5
%RSD	.2740	.2580	.1501	.1020	.2568	.1071
#1	30560.	2449.	23040.	543.8	518.4	467.0
#2	30400.	2450.	22970.	542.8	520.7	466.0
#3	30430.	2461.	23010.	543.5	520.6	466.2
Check ?	Chk Pass	Chk Pass	Chk Pass	Chk Pass	Chk Pass	Chk Pass
High Limit						
Low Limit						

Sample Name: pds 460-111474-C-4-K Acquired: 4/12/2016 14:30:34 Type: Unk
Method: sw04052016(v4) Mode: CONC Corr. Factor: 1.000000
User: admin Custom ID1: Custom ID2: Custom ID3:
Comment:

Elem	Se196	Tl1908	V_2924	Zn2062	B_2089	Mo2020
Line	196.090 {472}	190.856 {477}	292.402 {115}	206.200 {463}	208.959 {461}	202.030 {467}
IS Ref	(Y_2243)	(Y_2243)	(Y_3600)	(Y_2243)	(Y_2243)	(Y_2243)
Units	ppb	ppb	ppb	ppb	ppb	ppb
Avg	**1835.**	**2016.**	**580.4**	**852.1**	**502.4**	**476.7**
Stddev	1.	4.	2.8	.5	.8	1.1
%RSD	.0473	.2208	.4792	.0605	.1521	.2210
#1	1835.	2020.	583.1	851.6	502.0	476.1
#2	1834.	2018.	577.5	852.6	503.3	477.9
#3	1835.	2011.	580.7	852.0	501.9	476.1
Check ?	Chk Pass	Chk Pass	Chk Pass	Chk Pass	Chk Pass	Chk Pass
High Limit						
Low Limit						

Elem	Sn1899	Sr4077	Ti3349	Si2881
Line	189.989 {477}	407.771 { 83}	334.941 {101}	288.158 {117}
IS Ref	(Y_2243)	(Y_3710)	(Y_3600)	(Y_2243)
Units	ppb	ppb	ppb	ppb
Avg	**490.7**	**558.2**	**1855.**	**2177.**
Stddev	1.5	.4	9.	28.
%RSD	.3005	.0705	.5116	1.304
#1	491.2	558.1	1847.	2159.
#2	491.9	557.8	1854.	2163.
#3	489.0	558.6	1866.	2210.
Check ?	Chk Pass	Chk Pass	Chk Pass	Chk Pass
High Limit				
Low Limit				

Int. Std.	Y_2243	Y_3600	Y_3710
Line	224.306 {450}	360.073 { 94}	371.030 { 91}
Units	Cts/S	Cts/S	Cts/S
Avg	**2985.5**	**38808.**	**6339.3**
Stddev	10.9	389.	33.0
%RSD	.36369	1.0036	.52127
#1	2973.1	38363.	6309.3
#2	2992.9	39087.	6333.7
#3	2990.6	38973.	6374.7

Sample Name: 460-111474-C-3-E@4 Acquired: 4/12/2016 14:34:19 Type: Unk
Method: sw04052016(v4) Mode: CONC Corr. Factor: 1.000000
User: admin Custom ID1: Custom ID2: Custom ID3:
Comment:

Elem	Al3961	As1890	Ag3280	Ba2335	Be3130	Ca3181
Line	396.152 { 85}	189.042 {478}	328.068 {103}	233.527 {445}	313.042 {108}	318.128 {106}
IS Ref	(Y_3710)	(Y_2243)	(Y_3600)	(Y_2243)	(Y_3710)	(Y_3600)
Units	ppb	ppb	ppb	ppb	ppb	ppb
Avg	**30080.**	**18.06**	**.4396**	**108.0**	**1.201**	**4011.**
Stddev	222.	2.61	.1945	.3	.129	36.
%RSD	.7388	14.44	44.25	.2907	10.70	.9062
#1	29970.	20.19	.2514	107.7	1.346	3988.
#2	29940.	15.15	.6399	108.2	1.100	3992.
#3	30340.	18.83	.4275	108.2	1.157	4053.
Check ?	Chk Pass	Chk Pass	Chk Pass	Chk Pass	Chk Pass	Chk Pass
High Limit						
Low Limit						

Elem	Cd2265	Co2286	Cr2677	Cu3247	Fe2714	K_7664
Line	226.502 {449}	228.616 {447}	267.716 {126}	324.754 {104}	271.441 {124}	766.490 { 44}
IS Ref	(Y_2243)	(Y_2243)	(Y_3600)	(Y_3600)	(Y_3600)	(Y_3710)
Units	ppb	ppb	ppb	ppb	ppb	ppb
Avg	**-.4684**	**21.79**	**87.52**	**22.23**	**63210.**	**5715.**
Stddev	.0658	.22	.78	.24	482.	41.
%RSD	14.05	1.024	.8871	1.089	.7628	.7201
#1	-.4195	22.02	87.12	21.95	62950.	5682.
#2	-.5432	21.57	87.04	22.34	62910.	5701.
#3	-.4426	21.77	88.42	22.40	63760.	5761.
Check ?	Chk Pass	Chk Pass	Chk Pass	Chk Pass	Chk Pass	Chk Pass
High Limit						
Low Limit						

Elem	Mg2790	Mn2576	Na5895	Ni2316	Pb2203	Sb2068
Line	279.079 {121}	257.610 {131}	589.592 { 57}	231.604 {446}	220.353 {453}	206.833 {463}
IS Ref	(Y_3600)	(Y_3600)	(Y_3710)	(Y_2243)	(Y_2243)	(Y_2243)
Units	ppb	ppb	ppb	ppb	ppb	ppb
Avg	**11430.**	**931.5**	**3033.**	**40.51**	**93.57**	**1.755**
Stddev	55.	4.6	14.	.42	.69	.551
%RSD	.4785	.4917	.4761	1.040	.7405	31.41
#1	11370.	928.2	3016.	40.94	93.15	1.137
#2	11420.	929.5	3039.	40.49	94.37	1.934
#3	11480.	936.7	3043.	40.10	93.19	2.196
Check ?	Chk Pass	Chk Pass	Chk Pass	Chk Pass	Chk Pass	Chk Pass
High Limit						
Low Limit						

Sample Name: 460-111474-C-3-E@4 Acquired: 4/12/2016 14:34:19 Type: Unk
Method: sw04052016(v4) Mode: CONC Corr. Factor: 1.000000
User: admin Custom ID1: Custom ID2: Custom ID3:
Comment:

Elem	Se196	Tl1908	V_2924	Zn2062	B_2089	Mo2020
Line	196.090 {472}	190.856 {477}	292.402 {115}	206.200 {463}	208.959 {461}	202.030 {467}
IS Ref	(Y_2243)	(Y_2243)	(Y_3600)	(Y_2243)	(Y_2243)	(Y_2243)
Units	ppb	ppb	ppb	ppb	ppb	ppb
Avg	**3.102**	**1.047**	**80.37**	**238.2**	**17.23**	**1.488**
Stddev	2.878	1.531	1.04	1.8	.25	.246
%RSD	92.78	146.3	1.289	.7378	1.435	16.51
#1	5.653	.5146	79.18	236.2	17.37	1.756
#2	3.670	2.773	80.95	239.0	16.94	1.432
#3	-.0176	-.1478	80.99	239.5	17.37	1.275
Check ?	Chk Pass	Chk Pass	Chk Pass	Chk Pass	Chk Pass	Chk Pass
High Limit						
Low Limit						

Elem	Sn1899	Sr4077	Ti3349	Si2881
Line	189.989 {477}	407.771 { 83}	334.941 {101}	288.158 {117}
IS Ref	(Y_2243)	(Y_3710)	(Y_3600)	(Y_2243)
Units	ppb	ppb	ppb	ppb
Avg	**10.06**	**53.78**	**1141.**	**1845.**
Stddev	.09	.29	5.	22.
%RSD	.9024	.5377	.4600	1.171
#1	10.16	53.50	1136.	1820.
#2	10.01	53.76	1140.	1855.
#3	10.00	54.08	1146.	1860.
Check ?	Chk Pass	Chk Pass	Chk Pass	Chk Pass
High Limit				
Low Limit				

Int. Std.	Y_2243	Y_3600	Y_3710
Line	224.306 {450}	360.073 { 94}	371.030 { 91}
Units	Cts/S	Cts/S	Cts/S
Avg	**3028.7**	**39099.**	**6382.1**
Stddev	3.5	212.	54.6
%RSD	.11522	.54102	.85627
#1	3024.9	39106.	6381.8
#2	3029.2	39306.	6436.9
#3	3031.9	38883.	6327.6

Sample Name: 460-111474-C-5-E@4 Acquired: 4/12/2016 14:38:19 Type: Unk
Method: sw04052016(v4) Mode: CONC Corr. Factor: 1.000000
User: admin Custom ID1: Custom ID2: Custom ID3:
Comment:

Elem	Al3961	As1890	Ag3280	Ba2335	Be3130	Ca3181
Line	396.152 { 85}	189.042 {478}	328.068 {103}	233.527 {445}	313.042 {108}	318.128 {106}
IS Ref	(Y_3710)	(Y_2243)	(Y_3600)	(Y_2243)	(Y_3710)	(Y_3600)
Units	ppb	ppb	ppb	ppb	ppb	ppb
Avg	**1019.**	**3.333**	**.3631**	**4.848**	**-.1400**	**2499.**
Stddev	3.	.530	.4932	.118	.0446	20.
%RSD	.2986	15.89	135.8	2.433	31.83	.8014
#1	1018.	2.884	.2281	4.839	-.1225	2488.
#2	1016.	3.199	-.0486	4.971	-.1906	2486.
#3	1022.	3.917	.9097	4.735	-.1068	2522.
Check ?	Chk Pass	Chk Pass	Chk Pass	Chk Pass	Chk Pass	Chk Pass
High Limit						
Low Limit						

Elem	Cd2265	Co2286	Cr2677	Cu3247	Fe2714	K_7664
Line	226.502 {449}	228.616 {447}	267.716 {126}	324.754 {104}	271.441 {124}	766.490 { 44}
IS Ref	(Y_2243)	(Y_2243)	(Y_3600)	(Y_3600)	(Y_3600)	(Y_3710)
Units	ppb	ppb	ppb	ppb	ppb	ppb
Avg	**-.2893**	**-.0809**	**8.486**	**1.615**	**7275.**	**91.86**
Stddev	.0627	.2392	.209	.146	35.	22.55
%RSD	21.66	295.9	2.461	9.027	.4747	24.54
#1	-.3593	.1904	8.491	1.479	7243.	103.7
#2	-.2703	-.1712	8.693	1.769	7271.	106.0
#3	-.2383	-.2618	8.275	1.597	7312.	65.86
Check ?	Chk Pass	Chk Pass	Chk Pass	Chk Pass	Chk Pass	Chk Pass
High Limit						
Low Limit						

Elem	Mg2790	Mn2576	Na5895	Ni2316	Pb2203	Sb2068
Line	279.079 {121}	257.610 {131}	589.592 { 57}	231.604 {446}	220.353 {453}	206.833 {463}
IS Ref	(Y_3600)	(Y_3600)	(Y_3710)	(Y_2243)	(Y_2243)	(Y_2243)
Units	ppb	ppb	ppb	ppb	ppb	ppb
Avg	**1433.**	**12.39**	**47.61**	**.3851**	**4.473**	**.5564**
Stddev	10.	.12	5.19	.2065	1.236	1.089
%RSD	.6908	.9907	10.90	53.62	27.64	195.7
#1	1424.	12.26	53.60	.5731	5.284	-.2696
#2	1433.	12.39	44.73	.4182	5.084	1.790
#3	1443.	12.51	44.49	.1641	3.050	.1488
Check ?	Chk Pass	Chk Pass	Chk Pass	Chk Pass	Chk Pass	Chk Pass
High Limit						
Low Limit						

Sample Name: 460-111474-C-5-E@4 Acquired: 4/12/2016 14:38:19 Type: Unk
Method: sw04052016(v4) Mode: CONC Corr. Factor: 1.000000
User: admin Custom ID1: Custom ID2: Custom ID3:
Comment:

Elem	Se196	Tl1908	V_2924	Zn2062	B_2089	Mo2020
Line	196.090 {472}	190.856 {477}	292.402 {115}	206.200 {463}	208.959 {461}	202.030 {467}
IS Ref	(Y_2243)	(Y_2243)	(Y_3600)	(Y_2243)	(Y_2243)	(Y_2243)
Units	ppb	ppb	ppb	ppb	ppb	ppb
Avg	**.0287**	**-.2493**	**7.353**	**3.095**	**1.272**	**.5814**
Stddev	1.070	1.851	.492	.124	.197	.2094
%RSD	3734.	742.7	6.695	3.998	15.49	36.02
#1	.7219	-2.360	6.798	3.082	1.099	.6018
#2	-1.204	.5112	7.737	3.225	1.230	.3625
#3	.5676	1.101	7.525	2.979	1.487	.7798
Check ?	Chk Pass	Chk Pass	Chk Pass	Chk Pass	Chk Pass	Chk Pass
High Limit						
Low Limit						

Elem	Sn1899	Sr4077	Ti3349	Si2881
Line	189.989 {477}	407.771 { 83}	334.941 {101}	288.158 {117}
IS Ref	(Y_2243)	(Y_3710)	(Y_3600)	(Y_2243)
Units	ppb	ppb	ppb	ppb
Avg	**.7488**	**2.717**	**119.9**	**340.5**
Stddev	.4964	.045	.1	9.2
%RSD	66.29	1.666	.1122	2.690
#1	.2556	2.706	120.1	350.7
#2	1.248	2.679	119.8	337.9
#3	.7426	2.767	119.8	333.0
Check ?	Chk Pass	Chk Pass	Chk Pass	Chk Pass
High Limit				
Low Limit				

Int. Std.	Y_2243	Y_3600	Y_3710
Line	224.306 {450}	360.073 { 94}	371.030 { 91}
Units	Cts/S	Cts/S	Cts/S
Avg	**2957.5**	**38254.**	**6186.3**
Stddev	10.0	66.	45.5
%RSD	.33762	.17369	.73565
#1	2947.7	38291.	6175.3
#2	2967.6	38294.	6236.3
#3	2957.1	38178.	6147.3

Sample Name: 460-111954-D-1-B@4 Acquired: 4/12/2016 14:46:35 Type: Unk
Method: sw04052016(v4) Mode: CONC Corr. Factor: 1.000000
User: admin Custom ID1: Custom ID2: Custom ID3:
Comment:

Elem	Al3961	As1890	Ag3280	Ba2335	Be3130	Ca3181
Line	396.152 { 85}	189.042 {478}	328.068 {103}	233.527 {445}	313.042 {108}	318.128 {106}
IS Ref	(Y_3710)	(Y_2243)	(Y_3600)	(Y_2243)	(Y_3710)	(Y_3600)
Units	ppb	ppb	ppb	ppb	ppb	ppb
Avg	**27780.**	**27.18**	**.5969**	**769.4**	**1.296**	**34490.**
Stddev	140.	2.63	.2480	1.8	.089	183.
%RSD	.5021	9.663	41.55	.2374	6.895	.5299
#1	27790.	29.90	.6790	768.1	1.255	34310.
#2	27630.	26.95	.3182	768.7	1.235	34490.
#3	27910.	24.67	.7935	771.5	1.399	34680.
Check ?	Chk Pass	Chk Pass	Chk Pass	Chk Pass	Chk Pass	Chk Pass
High Limit						
Low Limit						

Elem	Cd2265	Co2286	Cr2677	Cu3247	Fe2714	K_7664
Line	226.502 {449}	228.616 {447}	267.716 {126}	324.754 {104}	271.441 {124}	766.490 { 44}
IS Ref	(Y_2243)	(Y_2243)	(Y_3600)	(Y_3600)	(Y_3600)	(Y_3710)
Units	ppb	ppb	ppb	ppb	ppb	ppb
Avg	**3.547**	**18.81**	**77.20**	**242.4**	**56460.**	**1765.**
Stddev	.108	.27	.34	1.7	204.	26.
%RSD	3.039	1.422	.4388	.7144	.3612	1.486
#1	3.463	18.78	76.81	240.4	56230.	1790.
#2	3.510	19.09	77.37	243.5	56530.	1738.
#3	3.668	18.56	77.43	243.4	56620.	1766.
Check ?	Chk Pass	Chk Pass	Chk Pass	Chk Pass	Chk Pass	Chk Pass
High Limit						
Low Limit						

Elem	Mg2790	Mn2576	Na5895	Ni2316	Pb2203	Sb2068
Line	279.079 {121}	257.610 {131}	589.592 { 57}	231.604 {446}	220.353 {453}	206.833 {463}
IS Ref	(Y_3600)	(Y_3600)	(Y_3710)	(Y_2243)	(Y_2243)	(Y_2243)
Units	ppb	ppb	ppb	ppb	ppb	ppb
Avg	**11230.**	**963.0**	**285.5**	**66.52**	**2541.**	**2.602**
Stddev	49.	4.1	6.1	.62	13.	.905
%RSD	.4408	.4245	2.125	.9303	.5136	34.79
#1	11190.	959.5	286.7	65.94	2526.	1.943
#2	11210.	962.2	278.9	66.45	2545.	3.635
#3	11280.	967.5	290.8	67.17	2551.	2.229
Check ?	Chk Pass	Chk Pass	Chk Pass	Chk Pass	Chk Pass	Chk Pass
High Limit						
Low Limit						

Sample Name: 460-111954-D-1-B@4 Acquired: 4/12/2016 14:46:35 Type: Unk
Method: sw04052016(v4) Mode: CONC Corr. Factor: 1.000000
User: admin Custom ID1: Custom ID2: Custom ID3:
Comment:

Elem	Se196	Tl1908	V_2924	Zn2062	B_2089	Mo2020
Line	196.090 {472}	190.856 {477}	292.402 {115}	206.200 {463}	208.959 {461}	202.030 {467}
IS Ref	(Y_2243)	(Y_2243)	(Y_3600)	(Y_2243)	(Y_2243)	(Y_2243)
Units	ppb	ppb	ppb	ppb	ppb	ppb
Avg	**1.138**	**-.2909**	**96.50**	**1524.**	**6.613**	**2.468**
Stddev	2.029	1.591	.53	3.	.095	.184
%RSD	178.3	546.8	.5524	.1643	1.434	7.460
#1	.7368	.6811	95.89	1523.	6.660	2.532
#2	3.338	-2.126	96.77	1523.	6.675	2.611
#3	-.6606	.5727	96.85	1527.	6.504	2.260
Check ?	Chk Pass	Chk Pass	Chk Pass	Chk Pass	Chk Pass	Chk Pass
High Limit						
Low Limit						

Elem	Sn1899	Sr4077	Ti3349	Si2881
Line	189.989 {477}	407.771 { 83}	334.941 {101}	288.158 {117}
IS Ref	(Y_2243)	(Y_3710)	(Y_3600)	(Y_2243)
Units	ppb	ppb	ppb	ppb
Avg	**36.19**	**153.3**	**921.2**	**1465.**
Stddev	.67	.9	2.5	9.
%RSD	1.841	.5896	.2701	.6334
#1	36.05	153.7	918.6	1455.
#2	36.92	152.2	921.5	1472.
#3	35.61	153.9	923.6	1468.
Check ?	Chk Pass	Chk Pass	Chk Pass	Chk Pass
High Limit				
Low Limit				

Int. Std.	Y_2243	Y_3600	Y_3710
Line	224.306 {450}	360.073 { 94}	371.030 { 91}
Units	Cts/S	Cts/S	Cts/S
Avg	**3001.9**	**39028.**	**6500.2**
Stddev	2.5	134.	20.2
%RSD	.08433	.34225	.31143
#1	3004.8	39061.	6483.2
#2	3000.8	39142.	6522.6
#3	3000.2	38881.	6494.9

Sample Name: 460-111558-A-2-D@4 Acquired: 4/12/2016 14:58:31 Type: Unk
Method: sw04052016(v4) Mode: CONC Corr. Factor: 1.000000
User: admin Custom ID1: Custom ID2: Custom ID3:
Comment:

Elem	Al3961	As1890	Ag3280	Ba2335	Be3130	Ca3181
Line	396.152 { 85}	189.042 {478}	328.068 {103}	233.527 {445}	313.042 {108}	318.128 {106}
IS Ref	(Y_3710)	(Y_2243)	(Y_3600)	(Y_2243)	(Y_3710)	(Y_3600)
Units	ppb	ppb	ppb	ppb	ppb	ppb
Avg	**119000.**	**47.08**	**.7408**	**200.5**	**1.531**	**2673.**
Stddev	2131.	1.07	.2163	2.4	.023	36.
%RSD	1.791	2.273	29.20	1.180	1.487	1.363
#1	116800.	47.87	.4920	197.9	1.517	2634.
#2	119200.	47.49	.8836	201.1	1.557	2682.
#3	121000.	45.86	.8469	202.5	1.518	2705.
Check ?	Chk Pass	Chk Pass	Chk Pass	Chk Pass	Chk Pass	Chk Pass
High Limit						
Low Limit						

Elem	Cd2265	Co2286	Cr2677	Cu3247	Fe2714	K_7664
Line	226.502 {449}	228.616 {447}	267.716 {126}	324.754 {104}	271.441 {124}	766.490 { 44}
IS Ref	(Y_2243)	(Y_2243)	(Y_3600)	(Y_3600)	(Y_3600)	(Y_3710)
Units	ppb	ppb	ppb	ppb	ppb	ppb
Avg	**-.8409**	**19.83**	**24.29**	**75.66**	**75570.**	**714.0**
Stddev	.0982	.23	.67	1.52	931.	14.0
%RSD	11.68	1.185	2.776	2.013	1.232	1.957
#1	-.7279	19.70	23.53	73.91	74520.	715.2
#2	-.9056	19.69	24.53	76.41	75900.	699.4
#3	-.8891	20.10	24.81	76.66	76290.	727.3
Check ?	Chk Pass	Chk Pass	Chk Pass	Chk Pass	Chk Pass	Chk Pass
High Limit						
Low Limit						

Elem	Mg2790	Mn2576	Na5895	Ni2316	Pb2203	Sb2068
Line	279.079 {121}	257.610 {131}	589.592 { 57}	231.604 {446}	220.353 {453}	206.833 {463}
IS Ref	(Y_3600)	(Y_3600)	(Y_3710)	(Y_2243)	(Y_2243)	(Y_2243)
Units	ppb	ppb	ppb	ppb	ppb	ppb
Avg	**596.5**	**8264.**	**262.3**	**34.51**	**4.313**	**1.351**
Stddev	6.1	95.	8.5	1.02	1.738	.523
%RSD	1.025	1.148	3.247	2.952	40.30	38.75
#1	593.1	8156.	265.8	33.34	5.944	1.799
#2	592.9	8300.	252.6	34.93	4.511	1.477
#3	603.6	8335.	268.6	35.24	2.485	.7757
Check ?	Chk Pass	Chk Pass	Chk Pass	Chk Pass	Chk Pass	Chk Pass
High Limit						
Low Limit						

Sample Name: 460-111558-A-2-D@4 Acquired: 4/12/2016 14:58:31 Type: Unk
Method: sw04052016(v4) Mode: CONC Corr. Factor: 1.000000
User: admin Custom ID1: Custom ID2: Custom ID3:
Comment:

Elem	Se196	Tl1908	V_2924	Zn2062	B_2089	Mo2020
Line	196.090 {472}	190.856 {477}	292.402 {115}	206.200 {463}	208.959 {461}	202.030 {467}
IS Ref	(Y_2243)	(Y_2243)	(Y_3600)	(Y_2243)	(Y_2243)	(Y_2243)
Units	ppb	ppb	ppb	ppb	ppb	ppb
Avg	**3.233**	**3.532**	**32.27**	**93.35**	**7.999**	**3.827**
Stddev	.891	1.820	1.18	1.35	.301	.193
%RSD	27.58	51.53	3.652	1.448	3.764	5.039
#1	2.206	5.547	31.11	91.80	8.169	4.050
#2	3.679	3.041	32.24	93.96	8.176	3.721
#3	3.813	2.007	33.47	94.29	7.651	3.710
Check ?	Chk Pass	Chk Pass	Chk Pass	Chk Pass	Chk Pass	Chk Pass
High Limit						
Low Limit						

Elem	Sn1899	Sr4077	Ti3349	Si2881
Line	189.989 {477}	407.771 { 83}	334.941 {101}	288.158 {117}
IS Ref	(Y_2243)	(Y_3710)	(Y_3600)	(Y_2243)
Units	ppb	ppb	ppb	ppb
Avg	**1.394**	**33.16**	**106.2**	**2273.**
Stddev	.089	.48	1.7	59.
%RSD	6.359	1.460	1.629	2.580
#1	1.492	32.62	104.4	2208.
#2	1.372	33.32	106.4	2291.
#3	1.319	33.55	107.9	2321.
Check ?	Chk Pass	Chk Pass	Chk Pass	Chk Pass
High Limit				
Low Limit				

Int. Std.	Y_2243	Y_3600	Y_3710
Line	224.306 {450}	360.073 { 94}	371.030 { 91}
Units	Cts/S	Cts/S	Cts/S
Avg	**3010.1**	**38988.**	**6446.8**
Stddev	3.6	235.	16.2
%RSD	.11944	.60161	.25137
#1	3006.8	38732.	6441.6
#2	3013.9	39040.	6433.8
#3	3009.5	39192.	6464.9

Sample Name: CCV Acquired: 4/12/2016 15:06:41 Type: QC
Method: sw04052016(v4) Mode: CONC Corr. Factor: 1.000000
User: admin Custom ID1: Custom ID2: Custom ID3:
Comment:

Elem	Al3961	As1890	Ag3280	Ba2335	Be3130	Ca3181
Line	396.152 { 85}	189.042 {478}	328.068 {103}	233.527 {445}	313.042 {108}	318.128 {106}
IS Ref	(Y_3710)	(Y_2243)	(Y_3600)	(Y_2243)	(Y_3710)	(Y_3600)
Units	ppb	ppb	ppb	ppb	ppb	ppb
Avg	**126300.**	**2427.**	**1225.**	**9862.**	**1002.**	**122800.**
Stddev	1683.	6.	10.	15.	12.	884.
%RSD	1.332	.2385	.7806	.1530	1.153	.7199
#1	124400.	2420.	1214.	9856.	989.0	121800.
#2	127700.	2429.	1231.	9879.	1010.	123500.
#3	126900.	2431.	1230.	9851.	1007.	123100.
Check ?	Chk Pass	Chk Pass	Chk Pass	Chk Pass	Chk Pass	Chk Pass
Value						
Range						

Elem	Cd2265	Co2286	Cr2677	Cu3247	Fe2714	K_7664
Line	226.502 {449}	228.616 {447}	267.716 {126}	324.754 {104}	271.441 {124}	766.490 { 44}
IS Ref	(Y_2243)	(Y_2243)	(Y_3600)	(Y_3600)	(Y_3600)	(Y_3710)
Units	ppb	ppb	ppb	ppb	ppb	ppb
Avg	**1238.**	**2482.**	**4838.**	**12210.**	**101100.**	**49230.**
Stddev	2.	5.	36.	93.	848.	527.
%RSD	.1330	.1980	.7431	.7615	.8385	1.070
#1	1236.	2476.	4798.	12110.	100100.	48650.
#2	1239.	2485.	4868.	12240.	101600.	49670.
#3	1237.	2484.	4849.	12290.	101600.	49380.
Check ?	Chk Pass	Chk Pass	Chk Pass	Chk Pass	Chk Pass	Chk Pass
Value						
Range						

Elem	Mg2790	Mn2576	Na5895	Ni2316	Pb2203	Sb2068
Line	279.079 {121}	257.610 {131}	589.592 { 57}	231.604 {446}	220.353 {453}	206.833 {463}
IS Ref	(Y_3600)	(Y_3600)	(Y_3710)	(Y_2243)	(Y_2243)	(Y_2243)
Units	ppb	ppb	ppb	ppb	ppb	ppb
Avg	**120700.**	**5003.**	**121800.**	**2451.**	**7239.**	**977.2**
Stddev	708.	36.	1198.	4.	15.	2.5
%RSD	.5871	.7238	.9837	.1746	.2115	.2578
#1	119800.	4962.	120500.	2451.	7248.	974.9
#2	121200.	5025.	122900.	2455.	7249.	976.9
#3	120900.	5023.	122000.	2446.	7222.	979.9
Check ?	Chk Pass	Chk Pass	Chk Pass	Chk Pass	Chk Pass	Chk Pass
Value						
Range						

Sample Name: CCV Acquired: 4/12/2016 15:06:41 Type: QC
Method: sw04052016(v4) Mode: CONC Corr. Factor: 1.000000
User: admin Custom ID1: Custom ID2: Custom ID3:
Comment:

Elem	Se196	Tl1908	V_2924	Zn2062	B_2089	Mo2020
Line	196.090 {472}	190.856 {477}	292.402 {115}	206.200 {463}	208.959 {461}	202.030 {467}
IS Ref	(Y_2243)	(Y_2243)	(Y_3600)	(Y_2243)	(Y_2243)	(Y_2243)
Units	ppb	ppb	ppb	ppb	ppb	ppb
Avg	**2419.**	**2530.**	**2478.**	**2529.**	**957.9**	**2456.**
Stddev	10.	11.	19.	4.	1.1	8.
%RSD	.3991	.4343	.7484	.1390	.1188	.3146
#1	2418.	2521.	2457.	2530.	956.7	2447.
#2	2429.	2542.	2485.	2532.	957.9	2463.
#3	2410.	2526.	2493.	2526.	959.0	2458.
Check ?	Chk Pass	Chk Pass	Chk Pass	Chk Pass	Chk Pass	Chk Pass
Value						
Range						

Elem	Sn1899	Sr4077	Ti3349	Si2881
Line	189.989 {477}	407.771 { 83}	334.941 {101}	288.158 {117}
IS Ref	(Y_2243)	(Y_3710)	(Y_3600)	(Y_2243)
Units	ppb	ppb	ppb	ppb
Avg	**984.9**	**5048.**	**10050.**	**9587.**
Stddev	1.1	62.	96.	71.
%RSD	.1099	1.232	.9594	.7453
#1	985.2	4977.	9944.	9531.
#2	985.8	5094.	10090.	9561.
#3	983.7	5073.	10120.	9667.
Check ?	Chk Pass	Chk Pass	Chk Pass	None
Value				
Range				

Int. Std.	Y_2243	Y_3600	Y_3710
Line	224.306 {450}	360.073 { 94}	371.030 { 91}
Units	Cts/S	Cts/S	Cts/S
Avg	**2832.4**	**36666.**	**6097.2**
Stddev	16.0	151.	78.2
%RSD	.56592	.41151	1.2824
#1	2815.0	36734.	6114.0
#2	2835.5	36493.	6012.1
#3	2846.6	36771.	6165.7

Sample Name: CCVL Acquired: 4/12/2016 15:14:44 Type: QC
Method: sw04052016(v4) Mode: CONC Corr. Factor: 1.000000
User: admin Custom ID1: Custom ID2: Custom ID3:
Comment:

Elem	Al3961	As1890	Ag3280	Ba2335	Be3130	Ca3181
Line	396.152 { 85}	189.042 {478}	328.068 {103}	233.527 {445}	313.042 {108}	318.128 {106}
IS Ref	(Y_3710)	(Y_2243)	(Y_3600)	(Y_2243)	(Y_3710)	(Y_3600)
Units	ppb	ppb	ppb	ppb	ppb	ppb
Avg	**220.4**	**14.95**	**10.25**	**204.6**	**1.851**	**4997.**
Stddev	7.7	.58	.49	.6	.022	7.
%RSD	3.496	3.871	4.810	.2931	1.175	.1492
#1	212.5	14.47	9.742	204.5	1.841	4990.
#2	227.9	14.79	10.73	204.1	1.876	4996.
#3	220.8	15.59	10.27	205.2	1.836	5005.
Check ?	Chk Pass	Chk Pass	Chk Pass	Chk Pass	Chk Pass	Chk Pass
Value						
Range						

Elem	Cd2265	Co2286	Cr2677	Cu3247	Fe2714	K_7664
Line	226.502 {449}	228.616 {447}	267.716 {126}	324.754 {104}	271.441 {124}	766.490 { 44}
IS Ref	(Y_2243)	(Y_2243)	(Y_3600)	(Y_3600)	(Y_3600)	(Y_3710)
Units	ppb	ppb	ppb	ppb	ppb	ppb
Avg	**4.129**	**52.01**	**10.07**	**23.94**	**158.9**	**4868.**
Stddev	.028	.43	.70	.06	6.3	38.
%RSD	.6726	.8301	6.937	.2356	3.945	.7873
#1	4.158	52.32	9.498	23.91	155.2	4828.
#2	4.103	52.19	9.864	23.89	166.1	4871.
#3	4.125	51.52	10.85	24.00	155.3	4905.
Check ?	Chk Pass	Chk Pass	Chk Pass	Chk Pass	Chk Pass	Chk Pass
Value						
Range						

Elem	Mg2790	Mn2576	Na5895	Ni2316	Pb2203	Sb2068
Line	279.079 {121}	257.610 {131}	589.592 { 57}	231.604 {446}	220.353 {453}	206.833 {463}
IS Ref	(Y_3600)	(Y_3600)	(Y_3710)	(Y_2243)	(Y_2243)	(Y_2243)
Units	ppb	ppb	ppb	ppb	ppb	ppb
Avg	**4795.**	**15.89**	**4847.**	**41.77**	**9.541**	**19.90**
Stddev	5.	.12	14.	.69	.759	.23
%RSD	.1122	.7796	.2858	1.647	7.952	1.132
#1	4789.	15.75	4831.	41.49	10.03	20.12
#2	4800.	15.93	4854.	42.55	8.666	19.92
#3	4796.	15.99	4855.	41.27	9.929	19.67
Check ?	Chk Pass	Chk Pass	Chk Pass	Chk Pass	Chk Pass	Chk Pass
Value						
Range						

Sample Name: CCVL Acquired: 4/12/2016 15:14:44 Type: QC
Method: sw04052016(v4) Mode: CONC Corr. Factor: 1.000000
User: admin Custom ID1: Custom ID2: Custom ID3:
Comment:

Elem	Se196	Tl1908	V_2924	Zn2062	B_2089	Mo2020
Line	196.090 {472}	190.856 {477}	292.402 {115}	206.200 {463}	208.959 {461}	202.030 {467}
IS Ref	(Y_2243)	(Y_2243)	(Y_3600)	(Y_2243)	(Y_2243)	(Y_2243)
Units	ppb	ppb	ppb	ppb	ppb	ppb
Avg	**17.82**	**20.74**	**50.87**	**31.76**	**48.56**	**19.93**
Stddev	1.88	.77	.39	.33	.48	.07
%RSD	10.54	3.696	.7576	1.035	.9956	.3435
#1	18.47	19.88	50.56	31.87	49.02	19.98
#2	19.28	21.35	51.30	32.01	48.60	19.97
#3	15.70	20.99	50.76	31.38	48.06	19.85
Check ?	Chk Pass	Chk Pass	Chk Pass	Chk Pass	Chk Pass	Chk Pass
Value						
Range						

Elem	Sn1899	Sr4077	Ti3349	Si2881
Line	189.989 {477}	407.771 { 83}	334.941 {101}	288.158 {117}
IS Ref	(Y_2243)	(Y_3710)	(Y_3600)	(Y_2243)
Units	ppb	ppb	ppb	ppb
Avg	**50.58**	**20.80**	**20.92**	F **8.102**
Stddev	.42	.18	.08	16.68
%RSD	.8284	.8669	.3682	205.9
#1	51.06	20.65	20.98	26.24
#2	50.39	20.74	20.83	-6.573
#3	50.30	21.00	20.93	4.640
Check ?	Chk Pass	Chk Pass	Chk Pass	Chk Fail
Value				200.0
Range				-30.50%

Int. Std.	Y_2243	Y_3600	Y_3710
Line	224.306 {450}	360.073 { 94}	371.030 { 91}
Units	Cts/S	Cts/S	Cts/S
Avg	**3003.0**	**38415.**	**6170.3**
Stddev	17.0	86.	73.5
%RSD	.56639	.22316	1.1910
#1	2995.2	38435.	6247.9
#2	2991.2	38488.	6161.3
#3	3022.5	38321.	6101.8

Sample Name: LCS 460-362090/2-A Acquired: 4/12/2016 15:23:40 Type: QC
Method: sw04052016(v4) Mode: CONC Corr. Factor: 1.000000
User: admin Custom ID1: Custom ID2: Custom ID3:
Comment:

Elem	Al3961	As1890	Ag3280	Ba2335	Be3130	Ca3181
Line	396.152 { 85}	189.042 {478}	328.068 {103}	233.527 {445}	313.042 {108}	318.128 {106}
IS Ref	(Y_3710)	(Y_2243)	(Y_3600)	(Y_2243)	(Y_3710)	(Y_3600)
Units	ppb	ppb	ppb	ppb	ppb	ppb
Avg	**1969.**	**1836.**	**48.56**	**1899.**	**48.84**	**19220.**
Stddev	16.	7.	.20	1.	.22	105.
%RSD	.8144	.3952	.4050	.0775	.4517	.5437
#1	1974.	1828.	48.68	1898.	48.68	19180.
#2	1951.	1841.	48.33	1901.	49.09	19340.
#3	1981.	1839.	48.66	1899.	48.75	19140.
Check ?	Chk Pass	Chk Pass	Chk Pass	Chk Pass	Chk Pass	Chk Pass
Value						
Range						

Elem	Cd2265	Co2286	Cr2677	Cu3247	Fe2714	K_7664
Line	226.502 {449}	228.616 {447}	267.716 {126}	324.754 {104}	271.441 {124}	766.490 { 44}
IS Ref	(Y_2243)	(Y_2243)	(Y_3600)	(Y_3600)	(Y_3600)	(Y_3710)
Units	ppb	ppb	ppb	ppb	ppb	ppb
Avg	**49.39**	**488.5**	**195.9**	**231.9**	**1005.**	**17620.**
Stddev	.07	.3	.4	1.5	8.	35.
%RSD	.1423	.0683	.1843	.6538	.8136	.1980
#1	49.38	488.2	195.9	230.9	1005.	17610.
#2	49.47	488.5	195.5	231.1	996.5	17660.
#3	49.33	488.9	196.2	233.7	1013.	17600.
Check ?	Chk Pass	Chk Pass	Chk Pass	Chk Pass	Chk Pass	Chk Pass
Value						
Range						

Elem	Mg2790	Mn2576	Na5895	Ni2316	Pb2203	Sb2068
Line	279.079 {121}	257.610 {131}	589.592 { 57}	231.604 {446}	220.353 {453}	206.833 {463}
IS Ref	(Y_3600)	(Y_3600)	(Y_3710)	(Y_2243)	(Y_2243)	(Y_2243)
Units	ppb	ppb	ppb	ppb	ppb	ppb
Avg	**18590.**	**498.0**	**18530.**	**494.4**	**455.9**	**466.2**
Stddev	87.	1.2	22.	1.1	1.3	2.0
%RSD	.4670	.2320	.1161	.2173	.2874	.4292
#1	18550.	497.6	18510.	493.2	456.1	463.9
#2	18690.	499.3	18540.	495.3	457.1	467.2
#3	18530.	497.2	18540.	494.7	454.5	467.6
Check ?	Chk Pass	Chk Pass	Chk Pass	Chk Pass	Chk Pass	Chk Pass
Value						
Range						

Sample Name: LCS 460-362090/2-A Acquired: 4/12/2016 15:23:40 Type: QC
Method: sw04052016(v4) Mode: CONC Corr. Factor: 1.000000
User: admin Custom ID1: Custom ID2: Custom ID3:
Comment:

Elem	Se196	Tl1908	V_2924	Zn2062	B_2089	Mo2020
Line	196.090 {472}	190.856 {477}	292.402 {115}	206.200 {463}	208.959 {461}	202.030 {467}
IS Ref	(Y_2243)	(Y_2243)	(Y_3600)	(Y_2243)	(Y_2243)	(Y_2243)
Units	ppb	ppb	ppb	ppb	ppb	ppb
Avg	**1928.**	**2073.**	**488.3**	**518.4**	**475.3**	**468.1**
Stddev	7.	3.	1.8	.4	3.1	1.8
%RSD	.3613	.1507	.3714	.0813	.6564	.3839
#1	1920.	2070.	486.8	518.2	472.3	466.0
#2	1933.	2073.	487.8	518.2	474.9	468.7
#3	1930.	2076.	490.4	518.9	478.5	469.4
Check ?	Chk Pass	Chk Pass	Chk Pass	Chk Pass	Chk Pass	Chk Pass
Value						
Range						

Elem	Sn1899	Sr4077	Ti3349	Si2881
Line	189.989 {477}	407.771 { 83}	334.941 {101}	288.158 {117}
IS Ref	(Y_2243)	(Y_3710)	(Y_3600)	(Y_2243)
Units	ppb	ppb	ppb	ppb
Avg	**484.0**	**483.2**	**493.4**	**61.17**
Stddev	.3	1.6	.9	9.40
%RSD	.0679	.3233	.1784	15.37
#1	483.6	481.7	493.2	50.74
#2	484.0	484.8	492.7	63.79
#3	484.3	483.0	494.4	68.99
Check ?	Chk Pass	Chk Pass	Chk Pass	None
Value				
Range				

Int. Std.	Y_2243	Y_3600	Y_3710
Line	224.306 {450}	360.073 { 94}	371.030 { 91}
Units	Cts/S	Cts/S	Cts/S
Avg	**3002.8**	**38092.**	**6167.7**
Stddev	17.9	246.	36.5
%RSD	.59673	.64577	.59181
#1	3021.6	38303.	6194.4
#2	3000.8	37822.	6126.1
#3	2985.9	38153.	6182.6

Sample Name: 460-111929-F-1-B DU Acquired: 4/12/2016 15:27:28 Type: Unk
Method: sw04052016(v4) Mode: CONC Corr. Factor: 1.000000
User: admin Custom ID1: Custom ID2: Custom ID3:
Comment:

Elem	Al3961	As1890	Ag3280	Ba2335	Be3130	Ca3181
Line	396.152 { 85}	189.042 {478}	328.068 {103}	233.527 {445}	313.042 {108}	318.128 {106}
IS Ref	(Y_3710)	(Y_2243)	(Y_3600)	(Y_2243)	(Y_3710)	(Y_3600)
Units	ppb	ppb	ppb	ppb	ppb	ppb
Avg	**157.8**	**4.338**	**.0342**	**187.6**	**-.0204**	**130800.**
Stddev	10.2	.972	.0841	.6	.0565	206.
%RSD	6.458	22.40	246.0	.2971	277.5	.1572
#1	154.1	3.256	.1235	187.1	.0434	130900.
#2	169.3	4.623	-.0434	188.2	-.0400	130600.
#3	149.9	5.135	.0224	187.4	-.0645	130900.
Check ?	Chk Pass	Chk Pass	Chk Pass	Chk Pass	Chk Pass	Chk Pass
High Limit						
Low Limit						

Elem	Cd2265	Co2286	Cr2677	Cu3247	Fe2714	K_7664
Line	226.502 {449}	228.616 {447}	267.716 {126}	324.754 {104}	271.441 {124}	766.490 { 44}
IS Ref	(Y_2243)	(Y_2243)	(Y_3600)	(Y_3600)	(Y_3600)	(Y_3710)
Units	ppb	ppb	ppb	ppb	ppb	ppb
Avg	**-.0160**	**-.0449**	**-.0536**	**1.006**	**56.38**	**14630.**
Stddev	.0298	.1838	.4142	.258	5.77	134.
%RSD	186.0	409.0	773.0	25.67	10.24	.9155
#1	-.0090	-.0295	.0001	1.173	55.81	14580.
#2	.0096	-.2360	.3312	.7087	50.91	14530.
#3	-.0487	.1307	-.4920	1.137	62.41	14790.
Check ?	Chk Pass	Chk Pass	Chk Pass	Chk Pass	Chk Pass	Chk Pass
High Limit						
Low Limit						

Elem	Mg2790	Mn2576	Na5895	Ni2316	Pb2203	Sb2068
Line	279.079 {121}	257.610 {131}	589.592 { 57}	231.604 {446}	220.353 {453}	206.833 {463}
IS Ref	(Y_3600)	(Y_3600)	(Y_3710)	(Y_2243)	(Y_2243)	(Y_2243)
Units	ppb	ppb	ppb	ppb	ppb	ppb
Avg	**36070.**	**746.6**	F **361800.**	**.6720**	**-5.875**	**-1.320**
Stddev	59.	1.1	4134.	.3732	1.309	.719
%RSD	.1644	.1479	1.143	55.53	22.28	54.50
#1	36090.	746.4	358100.	.8002	-5.007	-2.124
#2	36000.	745.5	361000.	.2516	-5.237	-.7364
#3	36110.	747.7	366200.	.9642	-7.381	-1.100
Check ?	Chk Pass	Chk Pass	Chk Fail	Chk Pass	Chk Pass	Chk Pass
High Limit			250000.			
Low Limit			-5000.			

Sample Name: 460-111929-F-1-B DU Acquired: 4/12/2016 15:27:28 Type: Unk
Method: sw04052016(v4) Mode: CONC Corr. Factor: 1.000000
User: admin Custom ID1: Custom ID2: Custom ID3:
Comment:

Elem	Se196	Tl1908	V_2924	Zn2062	B_2089	Mo2020
Line	196.090 {472}	190.856 {477}	292.402 {115}	206.200 {463}	208.959 {461}	202.030 {467}
IS Ref	(Y_2243)	(Y_2243)	(Y_3600)	(Y_2243)	(Y_2243)	(Y_2243)
Units	ppb	ppb	ppb	ppb	ppb	ppb
Avg	**-3.102**	**2.240**	**1.242**	**7.316**	**191.1**	**.4742**
Stddev	2.575	1.850	.450	.204	.4	.2074
%RSD	83.03	82.60	36.23	2.789	.2263	43.73
#1	-4.245	3.270	.8844	7.549	190.6	.7114
#2	-4.908	3.346	1.095	7.235	191.5	.3274
#3	-.1526	.1039	1.748	7.166	191.2	.3838
Check ?	Chk Pass	Chk Pass	Chk Pass	Chk Pass	Chk Pass	Chk Pass
High Limit						
Low Limit						

Elem	Sn1899	Sr4077	Ti3349	Si2881
Line	189.989 {477}	407.771 { 83}	334.941 {101}	288.158 {117}
IS Ref	(Y_2243)	(Y_3710)	(Y_3600)	(Y_2243)
Units	ppb	ppb	ppb	ppb
Avg	**.6016**	**776.5**	**1.403**	**10650.**
Stddev	.4535	5.1	.062	69.
%RSD	75.38	.6590	4.447	.6472
#1	.1413	773.5	1.332	10700.
#2	.6156	773.6	1.449	10670.
#3	1.048	782.4	1.429	10570.
Check ?	Chk Pass	Chk Pass	Chk Pass	Chk Pass
High Limit				
Low Limit				

Int. Std.	Y_2243	Y_3600	Y_3710
Line	224.306 {450}	360.073 { 94}	371.030 { 91}
Units	Cts/S	Cts/S	Cts/S
Avg	**2851.7**	**36365.**	**6049.8**
Stddev	10.7	145.	85.9
%RSD	.37659	.39840	1.4199
#1	2863.3	36529.	6090.4
#2	2849.9	36311.	6107.9
#3	2842.0	36254.	5951.1

Sample Name: sd 460-111929-F-1-A@ Acquired: 4/12/2016 15:35:55 Type: Unk
Method: sw04052016(v4) Mode: CONC Corr. Factor: 1.000000
User: admin Custom ID1: Custom ID2: Custom ID3:
Comment:

Elem	Al3961	As1890	Ag3280	Ba2335	Be3130	Ca3181
Line	396.152 { 85}	189.042 {478}	328.068 {103}	233.527 {445}	313.042 {108}	318.128 {106}
IS Ref	(Y_3710)	(Y_2243)	(Y_3600)	(Y_2243)	(Y_3710)	(Y_3600)
Units	ppb	ppb	ppb	ppb	ppb	ppb
Avg	**33.83**	**2.618**	**.2475**	**36.98**	**-.0754**	**24970.**
Stddev	16.64	.879	.4533	.15	.1122	81.
%RSD	49.18	33.59	183.2	.4004	148.8	.3226
#1	52.87	3.481	-.2759	36.84	.0158	24920.
#2	22.02	2.650	.5109	37.14	-.0413	24930.
#3	26.61	1.723	.5075	36.97	-.2006	25060.
Check ?	Chk Pass	Chk Pass	Chk Pass	Chk Pass	Chk Pass	Chk Pass
High Limit						
Low Limit						

Elem	Cd2265	Co2286	Cr2677	Cu3247	Fe2714	K_7664
Line	226.502 {449}	228.616 {447}	267.716 {126}	324.754 {104}	271.441 {124}	766.490 { 44}
IS Ref	(Y_2243)	(Y_2243)	(Y_3600)	(Y_3600)	(Y_3600)	(Y_3710)
Units	ppb	ppb	ppb	ppb	ppb	ppb
Avg	**-.0564**	**-.0412**	**-.3539**	**.0880**	**.4491**	**2751.**
Stddev	.0244	.0175	.2380	.3367	12.42	37.
%RSD	43.26	42.34	67.24	382.8	2766.	1.345
#1	-.0725	-.0612	-.6187	.4767	13.65	2708.
#2	-.0283	-.0338	-.1577	-.1063	-1.301	2769.
#3	-.0685	-.0287	-.2854	-.1065	-11.00	2776.
Check ?	Chk Pass	Chk Pass	Chk Pass	Chk Pass	Chk Pass	Chk Pass
High Limit						
Low Limit						

Elem	Mg2790	Mn2576	Na5895	Ni2316	Pb2203	Sb2068
Line	279.079 {121}	257.610 {131}	589.592 { 57}	231.604 {446}	220.353 {453}	206.833 {463}
IS Ref	(Y_3600)	(Y_3600)	(Y_3710)	(Y_2243)	(Y_2243)	(Y_2243)
Units	ppb	ppb	ppb	ppb	ppb	ppb
Avg	**6979.**	**147.9**	**69730.**	**.4687**	**.3800**	**.4517**
Stddev	12.	.5	376.	.7720	1.548	.8759
%RSD	.1776	.3174	.5396	164.7	407.3	193.9
#1	6977.	147.5	69550.	.1477	-.0139	.6339
#2	6967.	148.0	69470.	1.349	2.087	1.222
#3	6992.	148.4	70160.	-.0909	-.9328	-.5010
Check ?	Chk Pass	Chk Pass	Chk Pass	Chk Pass	Chk Pass	Chk Pass
High Limit						
Low Limit						

Sample Name: sd 460-111929-F-1-A@ Acquired: 4/12/2016 15:35:55 Type: Unk
Method: sw04052016(v4) Mode: CONC Corr. Factor: 1.000000
User: admin Custom ID1: Custom ID2: Custom ID3:
Comment:

Elem	Se196	Tl1908	V_2924	Zn2062	B_2089	Mo2020
Line	196.090 {472}	190.856 {477}	292.402 {115}	206.200 {463}	208.959 {461}	202.030 {467}
IS Ref	(Y_2243)	(Y_2243)	(Y_3600)	(Y_2243)	(Y_2243)	(Y_2243)
Units	ppb	ppb	ppb	ppb	ppb	ppb
Avg	**-1.100**	**2.564**	**.2470**	**1.823**	**36.62**	**-.1844**
Stddev	1.596	.879	.3176	.071	.56	.1199
%RSD	145.1	34.28	128.6	3.881	1.525	65.01
#1	.1550	2.487	.5831	1.744	37.16	-.0701
#2	-.5594	1.726	.2060	1.881	36.64	-.3092
#3	-2.897	3.478	-.0481	1.843	36.05	-.1740
Check ?	Chk Pass	Chk Pass	Chk Pass	Chk Pass	Chk Pass	Chk Pass
High Limit						
Low Limit						

Elem	Sn1899	Sr4077	Ti3349	Si2881
Line	189.989 {477}	407.771 { 83}	334.941 {101}	288.158 {117}
IS Ref	(Y_2243)	(Y_3710)	(Y_3600)	(Y_2243)
Units	ppb	ppb	ppb	ppb
Avg	**1.172**	**151.9**	**.9091**	**1989.**
Stddev	.394	.6	.0435	20.
%RSD	33.59	.3662	4.787	.9876
#1	1.275	151.3	.8625	1971.
#2	.7369	152.3	.9164	2010.
#3	1.504	152.1	.9486	1986.
Check ?	Chk Pass	Chk Pass	Chk Pass	Chk Pass
High Limit				
Low Limit				

Int. Std.	Y_2243	Y_3600	Y_3710
Line	224.306 {450}	360.073 { 94}	371.030 { 91}
Units	Cts/S	Cts/S	Cts/S
Avg	**2910.4**	**37346.**	**6054.4**
Stddev	6.9	129.	29.3
%RSD	.23822	.34450	.48464
#1	2918.4	37495.	6078.8
#2	2906.2	37278.	6062.6
#3	2906.7	37266.	6021.8

Sample Name: 460-111929-F-1-C MS Acquired: 4/12/2016 15:40:02 Type: Unk
Method: sw04052016(v4) Mode: CONC Corr. Factor: 1.000000
User: admin Custom ID1: Custom ID2: Custom ID3:
Comment:

Elem	Al3961	As1890	Ag3280	Ba2335	Be3130	Ca3181
Line	396.152 { 85}	189.042 {478}	328.068 {103}	233.527 {445}	313.042 {108}	318.128 {106}
IS Ref	(Y_3710)	(Y_2243)	(Y_3600)	(Y_2243)	(Y_3710)	(Y_3600)
Units	ppb	ppb	ppb	ppb	ppb	ppb
Avg	**2133.**	**1908.**	**47.99**	**2079.**	**49.22**	**149100.**
Stddev	9.	12.	.61	6.	.14	502.
%RSD	.4002	.6258	1.278	.2654	.2768	.3368
#1	2125.	1894.	47.28	2073.	49.13	148900.
#2	2142.	1912.	48.40	2081.	49.15	149700.
#3	2133.	1917.	48.27	2083.	49.38	148700.
Check ?	Chk Pass	Chk Pass	Chk Pass	Chk Pass	Chk Pass	Chk Pass
High Limit						
Low Limit						

Elem	Cd2265	Co2286	Cr2677	Cu3247	Fe2714	K_7664
Line	226.502 {449}	228.616 {447}	267.716 {126}	324.754 {104}	271.441 {124}	766.490 { 44}
IS Ref	(Y_2243)	(Y_2243)	(Y_3600)	(Y_3600)	(Y_3600)	(Y_3710)
Units	ppb	ppb	ppb	ppb	ppb	ppb
Avg	**48.00**	**478.0**	**193.0**	**238.0**	**1025.**	**32750.**
Stddev	.14	.3	.9	.8	1.	13.
%RSD	.2948	.0635	.4408	.3276	.1206	.0393
#1	47.84	477.7	193.6	237.3	1024.	32740.
#2	48.07	478.0	193.5	238.8	1024.	32760.
#3	48.10	478.3	192.0	237.8	1026.	32750.
Check ?	Chk Pass	Chk Pass	Chk Pass	Chk Pass	Chk Pass	Chk Pass
High Limit						
Low Limit						

Elem	Mg2790	Mn2576	Na5895	Ni2316	Pb2203	Sb2068
Line	279.079 {121}	257.610 {131}	589.592 { 57}	231.604 {446}	220.353 {453}	206.833 {463}
IS Ref	(Y_3600)	(Y_3600)	(Y_3710)	(Y_2243)	(Y_2243)	(Y_2243)
Units	ppb	ppb	ppb	ppb	ppb	ppb
Avg	**54550.**	**1225.**	F **381400.**	**480.5**	**442.1**	**475.2**
Stddev	241.	2.	4606.	1.4	.6	1.4
%RSD	.4414	.2006	1.208	.2930	.1303	.2973
#1	54390.	1223.	377500.	479.4	441.7	473.6
#2	54820.	1228.	380200.	482.1	441.9	475.6
#3	54420.	1224.	386500.	480.0	442.8	476.3
Check ?	Chk Pass	Chk Pass	Chk Fail	Chk Pass	Chk Pass	Chk Pass
High Limit			250000.			
Low Limit			-5000.			

Sample Name: 460-111929-F-1-C MS Acquired: 4/12/2016 15:40:02 Type: Unk
Method: sw04052016(v4) Mode: CONC Corr. Factor: 1.000000
User: admin Custom ID1: Custom ID2: Custom ID3:
Comment:

Elem	Se196	Tl1908	V_2924	Zn2062	B_2089	Mo2020
Line	196.090 {472}	190.856 {477}	292.402 {115}	206.200 {463}	208.959 {461}	202.030 {467}
IS Ref	(Y_2243)	(Y_2243)	(Y_3600)	(Y_2243)	(Y_2243)	(Y_2243)
Units	ppb	ppb	ppb	ppb	ppb	ppb
Avg	**1955.**	**1957.**	**495.4**	**509.0**	**675.9**	**472.3**
Stddev	17.	12.	2.3	.8	2.3	2.3
%RSD	.8708	.5932	.4617	.1557	.3459	.4763
#1	1936.	1944.	494.3	509.7	673.3	470.0
#2	1963.	1967.	498.1	508.1	676.8	472.4
#3	1967.	1960.	493.9	509.0	677.7	474.5
Check ?	Chk Pass	Chk Pass	Chk Pass	Chk Pass	Chk Pass	Chk Pass
High Limit						
Low Limit						

Elem	Sn1899	Sr4077	Ti3349	Si2881
Line	189.989 {477}	407.771 { 83}	334.941 {101}	288.158 {117}
IS Ref	(Y_2243)	(Y_3710)	(Y_3600)	(Y_2243)
Units	ppb	ppb	ppb	ppb
Avg	**483.4**	**1259.**	**497.0**	**10600.**
Stddev	1.2	.	.3	138.
%RSD	.2556	.0361	.0678	1.299
#1	482.3	1259.	497.1	10500.
#2	483.2	1259.	496.6	10760.
#3	484.7	1258.	497.2	10530.
Check ?	Chk Pass	Chk Pass	Chk Pass	Chk Pass
High Limit				
Low Limit				

Int. Std.	Y_2243	Y_3600	Y_3710
Line	224.306 {450}	360.073 { 94}	371.030 { 91}
Units	Cts/S	Cts/S	Cts/S
Avg	**2799.1**	**35822.**	**5937.5**
Stddev	19.2	199.	48.8
%RSD	.68504	.55509	.82180
#1	2820.7	36029.	5965.4
#2	2792.3	35633.	5965.9
#3	2784.2	35804.	5881.1

Sample Name: 460-111726-B-9-A Acquired: 4/12/2016 15:47:52 Type: Unk
Method: sw04052016(v4) Mode: CONC Corr. Factor: 1.000000
User: admin Custom ID1: Custom ID2: Custom ID3:
Comment:

Elem	Al3961	As1890	Ag3280	Ba2335	Be3130	Ca3181
Line	396.152 { 85}	189.042 {478}	328.068 {103}	233.527 {445}	313.042 {108}	318.128 {106}
IS Ref	(Y_3710)	(Y_2243)	(Y_3600)	(Y_2243)	(Y_3710)	(Y_3600)
Units	ppb	ppb	ppb	ppb	ppb	ppb
Avg	**3318.**	**20.96**	**-.2301**	**70.51**	**.1109**	**56790.**
Stddev	11.	.61	.7860	.31	.0364	381.
%RSD	.3455	2.902	341.5	.4362	32.79	.6707
#1	3326.	21.39	.5438	70.86	.1472	56350.
#2	3324.	20.27	-.2065	70.35	.1111	57040.
#3	3305.	21.24	-1.028	70.31	.0745	56980.
Check ?	Chk Pass	Chk Pass	Chk Pass	Chk Pass	Chk Pass	Chk Pass
High Limit						
Low Limit						

Elem	Cd2265	Co2286	Cr2677	Cu3247	Fe2714	K_7664
Line	226.502 {449}	228.616 {447}	267.716 {126}	324.754 {104}	271.441 {124}	766.490 { 44}
IS Ref	(Y_2243)	(Y_2243)	(Y_3600)	(Y_3600)	(Y_3600)	(Y_3710)
Units	ppb	ppb	ppb	ppb	ppb	ppb
Avg	**-.0007**	**4.224**	**23.02**	**9.805**	**6242.**	**2697.**
Stddev	.0768	.211	.47	.223	55.	41.
%RSD	11440.	5.000	2.053	2.276	.8749	1.509
#1	.0858	4.109	22.48	9.785	6179.	2732.
#2	-.0272	4.468	23.36	10.04	6268.	2706.
#3	-.0607	4.096	23.21	9.593	6278.	2652.
Check ?	Chk Pass	Chk Pass	Chk Pass	Chk Pass	Chk Pass	Chk Pass
High Limit						
Low Limit						

Elem	Mg2790	Mn2576	Na5895	Ni2316	Pb2203	Sb2068
Line	279.079 {121}	257.610 {131}	589.592 { 57}	231.604 {446}	220.353 {453}	206.833 {463}
IS Ref	(Y_3600)	(Y_3600)	(Y_3710)	(Y_2243)	(Y_2243)	(Y_2243)
Units	ppb	ppb	ppb	ppb	ppb	ppb
Avg	**5051.**	**1664.**	**4118.**	**18.27**	**-1.627**	**1.082**
Stddev	24.	7.	42.	.59	1.377	.443
%RSD	.4693	.4362	1.021	3.205	84.66	40.96
#1	5029.	1656.	4161.	18.87	-3.217	.9572
#2	5048.	1667.	4115.	18.25	-.8400	1.574
#3	5076.	1669.	4077.	17.70	-.8230	.7148
Check ?	Chk Pass	Chk Pass	Chk Pass	Chk Pass	Chk Pass	Chk Pass
High Limit						
Low Limit						

Sample Name: 460-111726-B-9-A Acquired: 4/12/2016 15:47:52 Type: Unk
Method: sw04052016(v4) Mode: CONC Corr. Factor: 1.000000
User: admin Custom ID1: Custom ID2: Custom ID3:
Comment:

Elem	Se196	Tl1908	V_2924	Zn2062	B_2089	Mo2020
Line	196.090 {472}	190.856 {477}	292.402 {115}	206.200 {463}	208.959 {461}	202.030 {467}
IS Ref	(Y_2243)	(Y_2243)	(Y_3600)	(Y_2243)	(Y_2243)	(Y_2243)
Units	ppb	ppb	ppb	ppb	ppb	ppb
Avg	**-2.037**	**4.546**	**4.048**	**19.45**	**11.41**	**6.896**
Stddev	4.245	2.482	.172	.01	.51	.112
%RSD	208.4	54.61	4.248	.0311	4.465	1.631
#1	-.1195	6.301	4.207	19.45	11.72	6.868
#2	-6.903	5.630	4.071	19.45	10.82	6.801
#3	.9107	1.706	3.866	19.44	11.68	7.020
Check ?	Chk Pass	Chk Pass	Chk Pass	Chk Pass	Chk Pass	Chk Pass
High Limit						
Low Limit						

Elem	Sn1899	Sr4077	Ti3349	Si2881
Line	189.989 {477}	407.771 { 83}	334.941 {101}	288.158 {117}
IS Ref	(Y_2243)	(Y_3710)	(Y_3600)	(Y_2243)
Units	ppb	ppb	ppb	ppb
Avg	**1.267**	**102.4**	**27.15**	**6785.**
Stddev	.139	.8	2.82	90.
%RSD	10.96	.7991	10.39	1.333
#1	1.423	103.3	30.34	6861.
#2	1.158	101.7	26.12	6685.
#3	1.220	102.2	24.98	6810.
Check ?	Chk Pass	Chk Pass	Chk Pass	Chk Pass
High Limit				
Low Limit				

Int. Std.	Y_2243	Y_3600	Y_3710
Line	224.306 {450}	360.073 { 94}	371.030 { 91}
Units	Cts/S	Cts/S	Cts/S
Avg	**2955.5**	**37726.**	**6190.0**
Stddev	12.4	516.	75.5
%RSD	.42110	1.3683	1.2201
#1	2969.6	38322.	6272.7
#2	2950.7	37404.	6124.8
#3	2946.1	37453.	6172.5

Sample Name: 460-111748-A-1-A Acquired: 4/12/2016 15:55:56 Type: Unk
Method: sw04052016(v4) Mode: CONC Corr. Factor: 1.000000
User: admin Custom ID1: Custom ID2: Custom ID3:
Comment:

Elem	Al3961	As1890	Ag3280	Ba2335	Be3130	Ca3181
Line	396.152 { 85}	189.042 {478}	328.068 {103}	233.527 {445}	313.042 {108}	318.128 {106}
IS Ref	(Y_3710)	(Y_2243)	(Y_3600)	(Y_2243)	(Y_3710)	(Y_3600)
Units	ppb	ppb	ppb	ppb	ppb	ppb
Avg	**91.33**	**3.939**	**-.0001**	**29.08**	**-.0427**	**70660.**
Stddev	13.96	1.198	.3295	.16	.0411	330.
%RSD	15.28	30.41	335900.	.5599	96.38	.4667
#1	79.97	4.151	.0656	29.00	-.0669	70710.
#2	106.9	5.016	-.3575	29.27	-.0659	70310.
#3	87.12	2.649	.2917	28.98	.0048	70970.
Check ?	Chk Pass	Chk Pass	Chk Pass	Chk Pass	Chk Pass	Chk Pass
High Limit						
Low Limit						

Elem	Cd2265	Co2286	Cr2677	Cu3247	Fe2714	K_7664
Line	226.502 {449}	228.616 {447}	267.716 {126}	324.754 {104}	271.441 {124}	766.490 { 44}
IS Ref	(Y_2243)	(Y_2243)	(Y_3600)	(Y_3600)	(Y_3600)	(Y_3710)
Units	ppb	ppb	ppb	ppb	ppb	ppb
Avg	**.0905**	**-.0265**	**.0310**	**4.531**	**502.6**	**2879.**
Stddev	.0462	.1958	.3027	.278	20.3	69.
%RSD	51.00	740.0	977.4	6.129	4.038	2.394
#1	.0545	-.1992	-.1507	4.239	493.9	2866.
#2	.0745	.1863	.3805	4.791	488.0	2953.
#3	.1425	-.0665	-.1368	4.565	525.8	2817.
Check ?	Chk Pass	Chk Pass	Chk Pass	Chk Pass	Chk Pass	Chk Pass
High Limit						
Low Limit						

Elem	Mg2790	Mn2576	Na5895	Ni2316	Pb2203	Sb2068
Line	279.079 {121}	257.610 {131}	589.592 { 57}	231.604 {446}	220.353 {453}	206.833 {463}
IS Ref	(Y_3600)	(Y_3600)	(Y_3710)	(Y_2243)	(Y_2243)	(Y_2243)
Units	ppb	ppb	ppb	ppb	ppb	ppb
Avg	**9004.**	**4.503**	**194800.**	**5.063**	**.3435**	**-.2583**
Stddev	10.	.057	441.	.752	.7058	1.169
%RSD	.1090	1.275	.2264	14.86	205.5	452.5
#1	9006.	4.566	194300.	5.731	1.108	.1954
#2	8994.	4.491	195200.	5.209	.2046	-1.586
#3	9013.	4.453	194800.	4.248	-.2825	.6156
Check ?	Chk Pass	Chk Pass	Chk Pass	Chk Pass	Chk Pass	Chk Pass
High Limit						
Low Limit						

Sample Name: 460-111748-A-1-A Acquired: 4/12/2016 15:55:56 Type: Unk
Method: sw04052016(v4) Mode: CONC Corr. Factor: 1.000000
User: admin Custom ID1: Custom ID2: Custom ID3:
Comment:

Elem	Se196	Tl1908	V_2924	Zn2062	B_2089	Mo2020
Line	196.090 {472}	190.856 {477}	292.402 {115}	206.200 {463}	208.959 {461}	202.030 {467}
IS Ref	(Y_2243)	(Y_2243)	(Y_3600)	(Y_2243)	(Y_2243)	(Y_2243)
Units	ppb	ppb	ppb	ppb	ppb	ppb
Avg	**-3.974**	**3.537**	**.0264**	**10.33**	**27.59**	**24.27**
Stddev	1.457	1.118	.5306	.25	.25	.14
%RSD	36.67	31.62	2013.	2.443	.9034	.5578
#1	-4.080	2.570	-.5182	10.63	27.53	24.25
#2	-2.467	3.279	.5417	10.17	27.86	24.42
#3	-5.376	4.762	.0556	10.20	27.37	24.16
Check ?	Chk Pass	Chk Pass	Chk Pass	Chk Pass	Chk Pass	Chk Pass
High Limit						
Low Limit						

Elem	Sn1899	Sr4077	Ti3349	Si2881
Line	189.989 {477}	407.771 { 83}	334.941 {101}	288.158 {117}
IS Ref	(Y_2243)	(Y_3710)	(Y_3600)	(Y_2243)
Units	ppb	ppb	ppb	ppb
Avg	**.5629**	**182.7**	**1.558**	**1982.**
Stddev	.7481	1.4	.198	27.
%RSD	132.9	.7564	12.68	1.345
#1	.6901	181.2	1.441	1953.
#2	-.2407	184.0	1.448	2005.
#3	1.239	182.9	1.786	1987.
Check ?	Chk Pass	Chk Pass	Chk Pass	Chk Pass
High Limit				
Low Limit				

Int. Std.	Y_2243	Y_3600	Y_3710
Line	224.306 {450}	360.073 { 94}	371.030 { 91}
Units	Cts/S	Cts/S	Cts/S
Avg	**2884.2**	**36929.**	**6194.6**
Stddev	7.1	257.	31.1
%RSD	.24734	.69493	.50285
#1	2892.3	37035.	6197.6
#2	2881.4	37115.	6224.1
#3	2878.8	36636.	6162.0

Sample Name: 460-111752-I-1-A@2 Acquired: 4/12/2016 16:00:12 Type: Unk
Method: sw04052016(v4) Mode: CONC Corr. Factor: 1.000000
User: admin Custom ID1: Custom ID2: Custom ID3:
Comment:

Elem	Al3961	As1890	Ag3280	Ba2335	Be3130	Ca3181
Line	396.152 { 85}	189.042 {478}	328.068 {103}	233.527 {445}	313.042 {108}	318.128 {106}
IS Ref	(Y_3710)	(Y_2243)	(Y_3600)	(Y_2243)	(Y_3710)	(Y_3600)
Units	ppb	ppb	ppb	ppb	ppb	ppb
Avg	**40.26**	**11.54**	**-.0029**	**28.53**	**-.0926**	**15280.**
Stddev	11.92	1.52	.1344	.09	.0289	104.
%RSD	29.60	13.21	4686.	.3171	31.25	.6815
#1	42.21	12.91	.0322	28.44	-.0597	15350.
#2	51.07	9.896	.1105	28.62	-.1140	15320.
#3	27.48	11.81	-.1513	28.55	-.1040	15160.
Check ?	Chk Pass	Chk Pass	Chk Pass	Chk Pass	Chk Pass	Chk Pass
High Limit						
Low Limit						

Elem	Cd2265	Co2286	Cr2677	Cu3247	Fe2714	K_7664
Line	226.502 {449}	228.616 {447}	267.716 {126}	324.754 {104}	271.441 {124}	766.490 { 44}
IS Ref	(Y_2243)	(Y_2243)	(Y_3600)	(Y_3600)	(Y_3600)	(Y_3710)
Units	ppb	ppb	ppb	ppb	ppb	ppb
Avg	**.0502**	**.8808**	**1.510**	**1.816**	**2329.**	**7570.**
Stddev	.1481	.0713	.467	.029	18.	69.
%RSD	295.1	8.092	30.92	1.576	.7677	.9118
#1	.2193	.9526	1.515	1.784	2342.	7567.
#2	-.0124	.8798	1.040	1.822	2336.	7503.
#3	-.0563	.8101	1.974	1.841	2309.	7641.
Check ?	Chk Pass	Chk Pass	Chk Pass	Chk Pass	Chk Pass	Chk Pass
High Limit						
Low Limit						

Elem	Mg2790	Mn2576	Na5895	Ni2316	Pb2203	Sb2068
Line	279.079 {121}	257.610 {131}	589.592 { 57}	231.604 {446}	220.353 {453}	206.833 {463}
IS Ref	(Y_3600)	(Y_3600)	(Y_3710)	(Y_2243)	(Y_2243)	(Y_2243)
Units	ppb	ppb	ppb	ppb	ppb	ppb
Avg	**4966.**	**182.4**	**56350.**	**4.793**	**-.6320**	**-.0366**
Stddev	37.	1.5	148.	.176	1.027	1.775
%RSD	.7468	.8394	.2634	3.669	162.6	4852.
#1	4997.	183.7	56440.	4.994	-1.813	1.016
#2	4975.	182.8	56180.	4.716	-.1364	.9606
#3	4925.	180.7	56430.	4.669	.0538	-2.086
Check ?	Chk Pass	Chk Pass	Chk Pass	Chk Pass	Chk Pass	Chk Pass
High Limit						
Low Limit						

Sample Name: 460-111752-I-1-A@2 Acquired: 4/12/2016 16:00:12 Type: Unk
Method: sw04052016(v4) Mode: CONC Corr. Factor: 1.000000
User: admin Custom ID1: Custom ID2: Custom ID3:
Comment:

Elem	Se196	Tl1908	V_2924	Zn2062	B_2089	Mo2020
Line	196.090 {472}	190.856 {477}	292.402 {115}	206.200 {463}	208.959 {461}	202.030 {467}
IS Ref	(Y_2243)	(Y_2243)	(Y_3600)	(Y_2243)	(Y_2243)	(Y_2243)
Units	ppb	ppb	ppb	ppb	ppb	ppb
Avg	**-.9784**	**1.946**	**.8133**	**7.233**	**427.8**	**.7175**
Stddev	1.355	.533	.1235	.036	1.4	.1187
%RSD	138.5	27.39	15.19	.5007	.3181	16.55
#1	.4871	2.503	.8338	7.196	426.3	.6434
#2	-2.186	1.441	.9253	7.234	428.1	.6547
#3	-1.236	1.893	.6808	7.268	429.0	.8544
Check ?	Chk Pass	Chk Pass	Chk Pass	Chk Pass	Chk Pass	Chk Pass
High Limit						
Low Limit						

Elem	Sn1899	Sr4077	Ti3349	Si2881
Line	189.989 {477}	407.771 { 83}	334.941 {101}	288.158 {117}
IS Ref	(Y_2243)	(Y_3710)	(Y_3600)	(Y_2243)
Units	ppb	ppb	ppb	ppb
Avg	**1.250**	**122.4**	**.7905**	**1494.**
Stddev	1.009	.6	.0740	9.
%RSD	80.71	.4892	9.367	.5832
#1	.9988	122.1	.7070	1491.
#2	.3907	122.0	.8162	1504.
#3	2.361	123.1	.8483	1488.
Check ?	Chk Pass	Chk Pass	Chk Pass	Chk Pass
High Limit				
Low Limit				

Int. Std.	Y_2243	Y_3600	Y_3710
Line	224.306 {450}	360.073 { 94}	371.030 { 91}
Units	Cts/S	Cts/S	Cts/S
Avg	**2945.8**	**37483.**	**6100.7**
Stddev	15.6	171.	49.9
%RSD	.52849	.45671	.81856
#1	2930.8	37383.	6057.0
#2	2944.8	37385.	6089.9
#3	2961.8	37680.	6155.1

Sample Name: CCB Acquired: 4/12/2016 16:08:13 Type: QC
Method: sw04052016(v4) Mode: CONC Corr. Factor: 1.000000
User: admin Custom ID1: Custom ID2: Custom ID3:
Comment:

Elem	Al3961	As1890	Ag3280	Ba2335	Be3130	Ca3181
Line	396.152 { 85}	189.042 {478}	328.068 {103}	233.527 {445}	313.042 {108}	318.128 {106}
IS Ref	(Y_3710)	(Y_2243)	(Y_3600)	(Y_2243)	(Y_3710)	(Y_3600)
Units	ppb	ppb	ppb	ppb	ppb	ppb
Avg	**3.142**	**1.192**	**-.3003**	**.1196**	**-.1835**	**1.801**
Stddev	11.10	.712	.2654	.1440	.0584	3.212
%RSD	353.2	59.78	88.36	120.3	31.85	178.4
#1	3.412	2.002	-.0992	.2004	-.1203	2.749
#2	14.10	.9086	-.6011	.2050	-.1946	-1.778
#3	-8.088	.6642	-.2007	-.0466	-.2356	4.431
Check ?	Chk Pass	Chk Pass	Chk Pass	Chk Pass	Chk Pass	Chk Pass
High Limit						
Low Limit						

Elem	Cd2265	Co2286	Cr2677	Cu3247	Fe2714	K_7664
Line	226.502 {449}	228.616 {447}	267.716 {126}	324.754 {104}	271.441 {124}	766.490 { 44}
IS Ref	(Y_2243)	(Y_2243)	(Y_3600)	(Y_3600)	(Y_3600)	(Y_3710)
Units	ppb	ppb	ppb	ppb	ppb	ppb
Avg	**.1156**	**.0151**	**.2637**	**.0160**	**2.231**	**8.986**
Stddev	.1165	.2829	.5837	.2020	5.298	8.828
%RSD	100.8	1876.	221.4	1264.	237.4	98.24
#1	.1222	-.2191	.2672	.2331	-3.782	7.096
#2	-.0041	-.0650	.8457	-.0187	6.211	1.257
#3	.2286	.3294	-.3218	-.1664	4.266	18.61
Check ?	Chk Pass	Chk Pass	Chk Pass	Chk Pass	Chk Pass	Chk Pass
High Limit						
Low Limit						

Elem	Mg2790	Mn2576	Na5895	Ni2316	Pb2203	Sb2068
Line	279.079 {121}	257.610 {131}	589.592 { 57}	231.604 {446}	220.353 {453}	206.833 {463}
IS Ref	(Y_3600)	(Y_3600)	(Y_3710)	(Y_2243)	(Y_2243)	(Y_2243)
Units	ppb	ppb	ppb	ppb	ppb	ppb
Avg	**3.866**	**.1285**	**39.60**	**.3797**	**1.481**	**1.249**
Stddev	5.309	.0605	10.46	.2038	1.853	1.436
%RSD	137.3	47.10	26.43	53.67	125.1	115.0
#1	9.886	.1765	51.39	.2499	3.588	2.903
#2	-.1502	.1485	35.96	.2746	.1031	.3149
#3	1.863	.0605	31.43	.6147	.7528	.5294
Check ?	Chk Pass	Chk Pass	Chk Pass	Chk Pass	Chk Pass	Chk Pass
High Limit						
Low Limit						

Sample Name: CCB Acquired: 4/12/2016 16:08:13 Type: QC
Method: sw04052016(v4) Mode: CONC Corr. Factor: 1.000000
User: admin Custom ID1: Custom ID2: Custom ID3:
Comment:

Elem	Se196	Tl1908	V_2924	Zn2062	B_2089	Mo2020
Line	196.090 {472}	190.856 {477}	292.402 {115}	206.200 {463}	208.959 {461}	202.030 {467}
IS Ref	(Y_2243)	(Y_2243)	(Y_3600)	(Y_2243)	(Y_2243)	(Y_2243)
Units	ppb	ppb	ppb	ppb	ppb	ppb
Avg	**1.126**	**.2734**	**-.3847**	**.1986**	**1.447**	**.8995**
Stddev	2.427	2.056	.2810	.1337	.446	.6119
%RSD	215.6	751.9	73.06	67.34	30.86	68.03
#1	1.619	2.619	-.1004	.2480	1.751	1.537
#2	3.269	-.5850	-.3913	.3006	1.654	.8448
#3	-1.510	-1.214	-.6623	.0472	.9341	.3168
Check ?	Chk Pass	Chk Pass	Chk Pass	Chk Pass	Chk Pass	Chk Pass
High Limit						
Low Limit						

Elem	Sn1899	Sr4077	Ti3349	Si2881
Line	189.989 {477}	407.771 { 83}	334.941 {101}	288.158 {117}
IS Ref	(Y_2243)	(Y_3710)	(Y_3600)	(Y_2243)
Units	ppb	ppb	ppb	ppb
Avg	**.7885**	**.1303**	**.4112**	**13.23**
Stddev	.4458	.0353	.0385	9.11
%RSD	56.53	27.07	9.368	68.88
#1	.8274	.1076	.3951	5.099
#2	1.214	.1709	.4551	11.51
#3	.3246	.1123	.3833	23.08
Check ?	Chk Pass	Chk Pass	Chk Pass	None
High Limit				
Low Limit				

Int. Std.	Y_2243	Y_3600	Y_3710
Line	224.306 {450}	360.073 { 94}	371.030 { 91}
Units	Cts/S	Cts/S	Cts/S
Avg	**2964.8**	**37634.**	**6040.8**
Stddev	4.8	51.	22.8
%RSD	.16136	.13489	.37825
#1	2959.7	37692.	6056.5
#2	2965.5	37606.	6014.6
#3	2969.1	37602.	6051.4

Sample Name: CCVL Acquired: 4/12/2016 16:12:23 Type: QC
Method: sw04052016(v4) Mode: CONC Corr. Factor: 1.000000
User: admin Custom ID1: Custom ID2: Custom ID3:
Comment:

Elem	Al3961	As1890	Ag3280	Ba2335	Be3130	Ca3181
Line	396.152 { 85}	189.042 {478}	328.068 {103}	233.527 {445}	313.042 {108}	318.128 {106}
IS Ref	(Y_3710)	(Y_2243)	(Y_3600)	(Y_2243)	(Y_3710)	(Y_3600)
Units	ppb	ppb	ppb	ppb	ppb	ppb
Avg	**216.1**	**14.27**	**9.707**	**204.6**	**1.912**	**5034.**
Stddev	9.5	.68	.083	.4	.032	40.
%RSD	4.420	4.743	.8512	.2090	1.657	.7978
#1	209.2	14.40	9.802	204.2	1.948	5073.
#2	212.1	13.54	9.657	204.8	1.887	5035.
#3	227.0	14.87	9.662	205.0	1.902	4993.
Check ?	Chk Pass	Chk Pass	Chk Pass	Chk Pass	Chk Pass	Chk Pass
Value						
Range						

Elem	Cd2265	Co2286	Cr2677	Cu3247	Fe2714	K_7664
Line	226.502 {449}	228.616 {447}	267.716 {126}	324.754 {104}	271.441 {124}	766.490 { 44}
IS Ref	(Y_2243)	(Y_2243)	(Y_3600)	(Y_3600)	(Y_3600)	(Y_3710)
Units	ppb	ppb	ppb	ppb	ppb	ppb
Avg	**4.158**	**52.12**	**9.863**	**24.39**	**151.0**	**4908.**
Stddev	.150	.37	.445	.10	15.8	39.
%RSD	3.600	.7056	4.509	.4238	10.46	.7974
#1	4.323	51.84	10.38	24.32	151.7	4889.
#2	4.032	52.54	9.595	24.34	134.9	4882.
#3	4.119	51.99	9.617	24.51	166.4	4953.
Check ?	Chk Pass	Chk Pass	Chk Pass	Chk Pass	Chk Pass	Chk Pass
Value						
Range						

Elem	Mg2790	Mn2576	Na5895	Ni2316	Pb2203	Sb2068
Line	279.079 {121}	257.610 {131}	589.592 { 57}	231.604 {446}	220.353 {453}	206.833 {463}
IS Ref	(Y_3600)	(Y_3600)	(Y_3710)	(Y_2243)	(Y_2243)	(Y_2243)
Units	ppb	ppb	ppb	ppb	ppb	ppb
Avg	**4824.**	**15.97**	**4877.**	**42.15**	**10.47**	**21.01**
Stddev	40.	.13	21.	.51	.34	.60
%RSD	.8202	.8411	.4273	1.203	3.271	2.864
#1	4863.	15.99	4853.	41.63	10.08	20.51
#2	4825.	16.09	4889.	42.17	10.70	21.68
#3	4784.	15.82	4890.	42.64	10.65	20.84
Check ?	Chk Pass	Chk Pass	Chk Pass	Chk Pass	Chk Pass	Chk Pass
Value						
Range						

Sample Name: CCVL Acquired: 4/12/2016 16:12:23 Type: QC
Method: sw04052016(v4) Mode: CONC Corr. Factor: 1.000000
User: admin Custom ID1: Custom ID2: Custom ID3:
Comment:

Elem	Se196	Tl1908	V_2924	Zn2062	B_2089	Mo2020
Line	196.090 {472}	190.856 {477}	292.402 {115}	206.200 {463}	208.959 {461}	202.030 {467}
IS Ref	(Y_2243)	(Y_2243)	(Y_3600)	(Y_2243)	(Y_2243)	(Y_2243)
Units	ppb	ppb	ppb	ppb	ppb	ppb
Avg	**18.07**	**21.46**	**51.02**	**31.85**	**49.07**	**19.56**
Stddev	2.11	2.34	.26	.10	.27	.20
%RSD	11.69	10.91	.5004	.3055	.5436	1.014
#1	17.45	22.58	50.99	31.76	48.92	19.65
#2	20.42	23.04	51.28	31.83	48.91	19.69
#3	16.34	18.77	50.77	31.96	49.38	19.33
Check ?	Chk Pass	Chk Pass	Chk Pass	Chk Pass	Chk Pass	Chk Pass
Value						
Range						

Elem	Sn1899	Sr4077	Ti3349	Si2881
Line	189.989 {477}	407.771 { 83}	334.941 {101}	288.158 {117}
IS Ref	(Y_2243)	(Y_3710)	(Y_3600)	(Y_2243)
Units	ppb	ppb	ppb	ppb
Avg	**50.51**	**20.81**	**20.84**	F **7.364**
Stddev	.70	.10	.12	9.462
%RSD	1.394	.5003	.5588	128.5
#1	50.71	20.74	20.73	2.038
#2	51.09	20.93	20.96	18.29
#3	49.72	20.76	20.82	1.766
Check ?	Chk Pass	Chk Pass	Chk Pass	Chk Fail
Value				200.0
Range				-30.50%

Int. Std.	Y_2243	Y_3600	Y_3710
Line	224.306 {450}	360.073 { 94}	371.030 { 91}
Units	Cts/S	Cts/S	Cts/S
Avg	**2983.9**	**38164.**	**6117.6**
Stddev	10.5	333.	69.4
%RSD	.35105	.87198	1.1337
#1	2976.0	37782.	6049.4
#2	2995.8	38316.	6188.0
#3	2980.1	38394.	6115.4

Sample Name: 460-111752-I-2-A@2 Acquired: 4/12/2016 16:16:28 Type: Unk
Method: sw04052016(v4) Mode: CONC Corr. Factor: 1.000000
User: admin Custom ID1: Custom ID2: Custom ID3:
Comment:

Elem	Al3961	As1890	Ag3280	Ba2335	Be3130	Ca3181
Line	396.152 { 85}	189.042 {478}	328.068 {103}	233.527 {445}	313.042 {108}	318.128 {106}
IS Ref	(Y_3710)	(Y_2243)	(Y_3600)	(Y_2243)	(Y_3710)	(Y_3600)
Units	ppb	ppb	ppb	ppb	ppb	ppb
Avg	**54.73**	**15.65**	**-.1547**	**31.58**	**-.0864**	**15910.**
Stddev	7.15	.71	.5828	.16	.0550	81.
%RSD	13.06	4.554	376.7	.4969	63.67	.5108
#1	61.41	15.11	.3695	31.75	-.0794	16010.
#2	55.57	15.39	-.0513	31.44	-.1445	15870.
#3	47.20	16.46	-.7824	31.55	-.0352	15860.
Check ?	Chk Pass	Chk Pass	Chk Pass	Chk Pass	Chk Pass	Chk Pass
High Limit						
Low Limit						

Elem	Cd2265	Co2286	Cr2677	Cu3247	Fe2714	K_7664
Line	226.502 {449}	228.616 {447}	267.716 {126}	324.754 {104}	271.441 {124}	766.490 { 44}
IS Ref	(Y_2243)	(Y_2243)	(Y_3600)	(Y_3600)	(Y_3600)	(Y_3710)
Units	ppb	ppb	ppb	ppb	ppb	ppb
Avg	**.0445**	**.8019**	**1.460**	**.9097**	**3542.**	**7952.**
Stddev	.0473	.3379	.435	.2670	13.	17.
%RSD	106.2	42.14	29.82	29.35	.3623	.2146
#1	-.0070	.8940	1.769	1.152	3548.	7934.
#2	.0860	.4275	1.649	.9537	3550.	7954.
#3	.0546	1.084	.9623	.6234	3527.	7968.
Check ?	Chk Pass	Chk Pass	Chk Pass	Chk Pass	Chk Pass	Chk Pass
High Limit						
Low Limit						

Elem	Mg2790	Mn2576	Na5895	Ni2316	Pb2203	Sb2068
Line	279.079 {121}	257.610 {131}	589.592 { 57}	231.604 {446}	220.353 {453}	206.833 {463}
IS Ref	(Y_3600)	(Y_3600)	(Y_3710)	(Y_2243)	(Y_2243)	(Y_2243)
Units	ppb	ppb	ppb	ppb	ppb	ppb
Avg	**5101.**	**190.4**	**58570.**	**3.837**	**-.3814**	**.1593**
Stddev	40.	.9	123.	.801	2.658	1.024
%RSD	.7744	.4553	.2104	20.87	696.9	642.8
#1	5146.	191.4	58490.	4.251	-.3500	-.7282
#2	5076.	189.8	58710.	4.347	2.261	-.0739
#3	5079.	190.0	58510.	2.914	-3.055	1.280
Check ?	Chk Pass	Chk Pass	Chk Pass	Chk Pass	Chk Pass	Chk Pass
High Limit						
Low Limit						

Sample Name: 460-111752-I-2-A@2 Acquired: 4/12/2016 16:16:28 Type: Unk
Method: sw04052016(v4) Mode: CONC Corr. Factor: 1.000000
User: admin Custom ID1: Custom ID2: Custom ID3:
Comment:

Elem	Se196	Tl1908	V_2924	Zn2062	B_2089	Mo2020
Line	196.090 {472}	190.856 {477}	292.402 {115}	206.200 {463}	208.959 {461}	202.030 {467}
IS Ref	(Y_2243)	(Y_2243)	(Y_3600)	(Y_2243)	(Y_2243)	(Y_2243)
Units	ppb	ppb	ppb	ppb	ppb	ppb
Avg	**-.8224**	**2.627**	**.4251**	**4.608**	**448.6**	**.8306**
Stddev	1.632	1.391	.3214	.234	1.2	.1582
%RSD	198.5	52.94	75.60	5.073	.2672	19.05
#1	-1.890	1.081	.7891	4.567	449.7	.6765
#2	-1.634	3.777	.1802	4.859	447.3	.9927
#3	1.057	3.023	.3061	4.397	448.7	.8225
Check ?	Chk Pass	Chk Pass	Chk Pass	Chk Pass	Chk Pass	Chk Pass
High Limit						
Low Limit						

Elem	Sn1899	Sr4077	Ti3349	Si2881
Line	189.989 {477}	407.771 { 83}	334.941 {101}	288.158 {117}
IS Ref	(Y_2243)	(Y_3710)	(Y_3600)	(Y_2243)
Units	ppb	ppb	ppb	ppb
Avg	**.1217**	**131.3**	**.8405**	**1646.**
Stddev	1.114	.1	.0993	6.
%RSD	915.9	.0573	11.81	.3409
#1	.8780	131.3	.7389	1645.
#2	.6452	131.2	.8454	1652.
#3	-1.158	131.4	.9373	1641.
Check ?	Chk Pass	Chk Pass	Chk Pass	Chk Pass
High Limit				
Low Limit				

Int. Std.	Y_2243	Y_3600	Y_3710
Line	224.306 {450}	360.073 { 94}	371.030 { 91}
Units	Cts/S	Cts/S	Cts/S
Avg	**2961.2**	**37896.**	**6216.5**
Stddev	11.4	222.	36.6
%RSD	.38476	.58480	.58845
#1	2969.6	38079.	6249.5
#2	2965.8	37961.	6222.8
#3	2948.2	37650.	6177.2

Sample Name: 460-111929-F-1-A Acquired: 4/12/2016 15:31:42 Type: Unk
Method: sw04052016(v4) Mode: CONC Corr. Factor: 1.000000
User: admin Custom ID1: Custom ID2: Custom ID3:
Comment:

Elem	Al3961	As1890	Ag3280	Ba2335	Be3130	Ca3181
Line	396.152 { 85}	189.042 {478}	328.068 {103}	233.527 {445}	313.042 {108}	318.128 {106}
IS Ref	(Y_3710)	(Y_2243)	(Y_3600)	(Y_2243)	(Y_3710)	(Y_3600)
Units	ppb	ppb	ppb	ppb	ppb	ppb
Avg	**157.8**	**5.798**	**-.2902**	**189.5**	**-.1385**	**131500.**
Stddev	15.4	2.605	.1890	.5	.1300	99.
%RSD	9.751	44.93	65.11	.2620	93.88	.0756
#1	166.4	7.359	-.5060	189.0	-.0586	131600.
#2	140.0	2.791	-.2105	189.5	-.0683	131400.
#3	166.9	7.245	-.1542	190.0	-.2885	131500.
Check ?	Chk Pass	Chk Pass	Chk Pass	Chk Pass	Chk Pass	Chk Pass
High Limit						
Low Limit						

Elem	Cd2265	Co2286	Cr2677	Cu3247	Fe2714	K_7664
Line	226.502 {449}	228.616 {447}	267.716 {126}	324.754 {104}	271.441 {124}	766.490 { 44}
IS Ref	(Y_2243)	(Y_2243)	(Y_3600)	(Y_3600)	(Y_3600)	(Y_3710)
Units	ppb	ppb	ppb	ppb	ppb	ppb
Avg	**.0475**	**.0705**	**-.7639**	**.9390**	**44.46**	**14600.**
Stddev	.0611	.1421	.4579	.2067	14.95	71.
%RSD	128.7	201.5	59.95	22.01	33.63	.4853
#1	.1014	.2009	-1.291	.7366	61.62	14670.
#2	-.0189	.0915	-.4620	1.150	34.26	14610.
#3	.0601	-.0809	-.5388	.9308	37.48	14530.
Check ?	Chk Pass	Chk Pass	Chk Pass	Chk Pass	Chk Pass	Chk Pass
High Limit						
Low Limit						

Elem	Mg2790	Mn2576	Na5895	Ni2316	Pb2203	Sb2068
Line	279.079 {121}	257.610 {131}	589.592 { 57}	231.604 {446}	220.353 {453}	206.833 {463}
IS Ref	(Y_3600)	(Y_3600)	(Y_3710)	(Y_2243)	(Y_2243)	(Y_2243)
Units	ppb	ppb	ppb	ppb	ppb	ppb
Avg	**36410.**	**749.9**	F **363100.**	**1.016**	**-5.094**	**-1.311**
Stddev	19.	.5	8590.	.389	.865	2.253
%RSD	.0511	.0674	2.366	38.24	16.98	171.9
#1	36400.	750.2	353300.	1.451	-5.152	-3.768
#2	36400.	750.2	366600.	.8921	-4.202	.6590
#3	36430.	749.3	369400.	.7047	-5.929	-.8230
Check ?	Chk Pass	Chk Pass	Chk Fail	Chk Pass	Chk Pass	Chk Pass
High Limit			250000.			
Low Limit			-5000.			

Sample Name: 460-111929-F-1-A Acquired: 4/12/2016 15:31:42 Type: Unk
Method: sw04052016(v4) Mode: CONC Corr. Factor: 1.000000
User: admin Custom ID1: Custom ID2: Custom ID3:
Comment:

Elem	Se196	Tl1908	V_2924	Zn2062	B_2089	Mo2020
Line	196.090 {472}	190.856 {477}	292.402 {115}	206.200 {463}	208.959 {461}	202.030 {467}
IS Ref	(Y_2243)	(Y_2243)	(Y_3600)	(Y_2243)	(Y_2243)	(Y_2243)
Units	ppb	ppb	ppb	ppb	ppb	ppb
Avg	**-1.532**	**2.419**	**1.779**	**7.250**	**193.0**	**.3421**
Stddev	1.769	.929	.233	.176	.5	.1546
%RSD	115.5	38.42	13.10	2.429	.2824	45.18
#1	.4905	3.489	1.729	7.163	192.4	.3714
#2	-2.291	1.814	2.033	7.134	193.5	.4799
#3	-2.794	1.954	1.575	7.452	193.1	.1750
Check ?	Chk Pass	Chk Pass	Chk Pass	Chk Pass	Chk Pass	Chk Pass
High Limit						
Low Limit						

Elem	Sn1899	Sr4077	Ti3349	Si2881
Line	189.989 {477}	407.771 { 83}	334.941 {101}	288.158 {117}
IS Ref	(Y_2243)	(Y_3710)	(Y_3600)	(Y_2243)
Units	ppb	ppb	ppb	ppb
Avg	**.3684**	**776.7**	**1.330**	**10800.**
Stddev	.8450	2.2	.091	81.
%RSD	229.3	.2869	6.826	.7501
#1	.9953	778.6	1.412	10900.
#2	-.5925	777.2	1.232	10780.
#3	.7026	774.2	1.346	10740.
Check ?	Chk Pass	Chk Pass	Chk Pass	Chk Pass
High Limit				
Low Limit				

Int. Std.	Y_2243	Y_3600	Y_3710
Line	224.306 {450}	360.073 { 94}	371.030 { 91}
Units	Cts/S	Cts/S	Cts/S
Avg	**2825.5**	**36093.**	**6095.9**
Stddev	13.4	202.	69.6
%RSD	.47390	.55988	1.1411
#1	2836.0	36318.	6155.9
#2	2830.0	36034.	6112.2
#3	2810.4	35927.	6019.7

Sample Name: pds 460-111929-F-1-A Acquired: 4/12/2016 15:43:57 Type: Unk
Method: sw04052016(v4) Mode: CONC Corr. Factor: 1.000000
User: admin Custom ID1: Custom ID2: Custom ID3:
Comment:

Elem	Al3961	As1890	Ag3280	Ba2335	Be3130	Ca3181
Line	396.152 { 85}	189.042 {478}	328.068 {103}	233.527 {445}	313.042 {108}	318.128 {106}
IS Ref	(Y_3710)	(Y_2243)	(Y_3600)	(Y_2243)	(Y_3710)	(Y_3600)
Units	ppb	ppb	ppb	ppb	ppb	ppb
Avg	**2145.**	**1963.**	**7.460**	**2122.**	**49.59**	**148500.**
Stddev	9.	28.	.094	18.	.38	160.
%RSD	.4250	1.408	1.258	.8556	.7662	.1080
#1	2143.	1936.	7.445	2105.	49.56	148500.
#2	2154.	1963.	7.375	2122.	49.23	148700.
#3	2136.	1991.	7.561	2141.	49.99	148300.
Check ?	Chk Pass	Chk Pass	Chk Pass	Chk Pass	Chk Pass	Chk Pass
High Limit						
Low Limit						

Elem	Cd2265	Co2286	Cr2677	Cu3247	Fe2714	K_7664
Line	226.502 {449}	228.616 {447}	267.716 {126}	324.754 {104}	271.441 {124}	766.490 { 44}
IS Ref	(Y_2243)	(Y_2243)	(Y_3600)	(Y_3600)	(Y_3600)	(Y_3710)
Units	ppb	ppb	ppb	ppb	ppb	ppb
Avg	**49.23**	**488.8**	**198.3**	**244.6**	**1038.**	**32980.**
Stddev	.44	3.0	1.5	2.7	13.	131.
%RSD	.8875	.6044	.7764	1.086	1.252	.3977
#1	48.82	485.9	196.9	242.3	1053.	32870.
#2	49.19	488.6	198.1	244.1	1029.	32930.
#3	49.69	491.8	200.0	247.5	1031.	33120.
Check ?	Chk Pass	Chk Pass	Chk Pass	Chk Pass	Chk Pass	Chk Pass
High Limit						
Low Limit						

Elem	Mg2790	Mn2576	Na5895	Ni2316	Pb2203	Sb2068
Line	279.079 {121}	257.610 {131}	589.592 { 57}	231.604 {446}	220.353 {453}	206.833 {463}
IS Ref	(Y_3600)	(Y_3600)	(Y_3710)	(Y_2243)	(Y_2243)	(Y_2243)
Units	ppb	ppb	ppb	ppb	ppb	ppb
Avg	**54900.**	**1229.**	F **375000.**	**494.1**	**452.4**	**488.7**
Stddev	250.	2.	2177.	4.6	4.5	5.6
%RSD	.4560	.1695	.5805	.9294	.9930	1.140
#1	54660.	1226.	372700.	489.5	447.4	483.7
#2	54890.	1230.	375100.	494.1	453.9	487.7
#3	55160.	1230.	377100.	498.7	456.0	494.7
Check ?	Chk Pass	Chk Pass	Chk Fail	Chk Pass	Chk Pass	Chk Pass
High Limit			250000.			
Low Limit			-5000.			

Sample Name: pds 460-111929-F-1-A Acquired: 4/12/2016 15:43:57 Type: Unk
Method: sw04052016(v4) Mode: CONC Corr. Factor: 1.000000
User: admin Custom ID1: Custom ID2: Custom ID3:
Comment:

Elem	Se196	Tl1908	V_2924	Zn2062	B_2089	Mo2020
Line	196.090 {472}	190.856 {477}	292.402 {115}	206.200 {463}	208.959 {461}	202.030 {467}
IS Ref	(Y_2243)	(Y_2243)	(Y_3600)	(Y_2243)	(Y_2243)	(Y_2243)
Units	ppb	ppb	ppb	ppb	ppb	ppb
Avg	**2018.**	**2001.**	**503.0**	**517.8**	**693.1**	**484.0**
Stddev	34.	17.	2.3	2.7	8.4	5.5
%RSD	1.673	.8661	.4633	.5213	1.213	1.146
#1	1985.	1988.	500.7	515.4	684.3	478.6
#2	2018.	1994.	502.9	517.3	693.9	483.9
#3	2052.	2021.	505.4	520.7	701.1	489.7
Check ?	Chk Pass	Chk Pass	Chk Pass	Chk Pass	Chk Pass	Chk Pass
High Limit						
Low Limit						

Elem	Sn1899	Sr4077	Ti3349	Si2881
Line	189.989 {477}	407.771 { 83}	334.941 {101}	288.158 {117}
IS Ref	(Y_2243)	(Y_3710)	(Y_3600)	(Y_2243)
Units	ppb	ppb	ppb	ppb
Avg	**493.9**	**1261.**	**503.3**	**10550.**
Stddev	4.1	7.	1.8	44.
%RSD	.8378	.5494	.3544	.4129
#1	490.7	1255.	501.4	10510.
#2	492.4	1259.	503.7	10560.
#3	498.6	1268.	504.9	10590.
Check ?	Chk Pass	Chk Pass	Chk Pass	Chk Pass
High Limit				
Low Limit				

Int. Std.	Y_2243	Y_3600	Y_3710
Line	224.306 {450}	360.073 { 94}	371.030 { 91}
Units	Cts/S	Cts/S	Cts/S
Avg	**2812.8**	**36046.**	**6037.4**
Stddev	5.9	123.	31.0
%RSD	.20965	.34133	.51294
#1	2819.2	36175.	6002.4
#2	2811.7	35930.	6048.2
#3	2807.5	36033.	6061.5

Sample Name: 460-111892-A-1-A Acquired: 4/12/2016 16:28:28 Type: Unk
Method: sw04052016(v4) Mode: CONC Corr. Factor: 1.000000
User: admin Custom ID1: Custom ID2: Custom ID3:
Comment:

Elem	Al3961	As1890	Ag3280	Ba2335	Be3130	Ca3181
Line	396.152 { 85}	189.042 {478}	328.068 {103}	233.527 {445}	313.042 {108}	318.128 {106}
IS Ref	(Y_3710)	(Y_2243)	(Y_3600)	(Y_2243)	(Y_3710)	(Y_3600)
Units	ppb	ppb	ppb	ppb	ppb	ppb
Avg	**147.1**	**3.096**	**-.2087**	**35.46**	**-.1308**	**94460.**
Stddev	10.7	.801	.4675	.13	.0179	369.
%RSD	7.259	25.88	224.0	.3760	13.68	.3906
#1	135.0	3.068	-.1655	35.33	-.1475	94870.
#2	155.0	3.911	-.6962	35.60	-.1329	94350.
#3	151.3	2.309	.2357	35.46	-.1119	94160.
Check ?	Chk Pass	Chk Pass	Chk Pass	Chk Pass	Chk Pass	Chk Pass
High Limit						
Low Limit						

Elem	Cd2265	Co2286	Cr2677	Cu3247	Fe2714	K_7664
Line	226.502 {449}	228.616 {447}	267.716 {126}	324.754 {104}	271.441 {124}	766.490 { 44}
IS Ref	(Y_2243)	(Y_2243)	(Y_3600)	(Y_3600)	(Y_3600)	(Y_3710)
Units	ppb	ppb	ppb	ppb	ppb	ppb
Avg	**.1352**	**.4786**	**1.773**	**88.93**	**1003.**	**11140.**
Stddev	.0794	.4327	.107	.25	20.	25.
%RSD	58.77	90.41	6.020	.2774	1.946	.2240
#1	.1044	.4787	1.866	88.73	1001.	11170.
#2	.0757	.9112	1.798	89.21	1024.	11150.
#3	.2254	.0459	1.656	88.85	984.9	11120.
Check ?	Chk Pass	Chk Pass	Chk Pass	Chk Pass	Chk Pass	Chk Pass
High Limit						
Low Limit						

Elem	Mg2790	Mn2576	Na5895	Ni2316	Pb2203	Sb2068
Line	279.079 {121}	257.610 {131}	589.592 { 57}	231.604 {446}	220.353 {453}	206.833 {463}
IS Ref	(Y_3600)	(Y_3600)	(Y_3710)	(Y_2243)	(Y_2243)	(Y_2243)
Units	ppb	ppb	ppb	ppb	ppb	ppb
Avg	**6255.**	**36.15**	**151600.**	**2.933**	**-1.784**	**-.5539**
Stddev	29.	.22	611.	.519	1.055	1.222
%RSD	.4641	.6187	.4029	17.69	59.14	220.6
#1	6236.	36.30	152200.	3.513	-2.680	.4669
#2	6288.	36.27	151400.	2.774	-.6212	-.2205
#3	6240.	35.89	151100.	2.512	-2.051	-1.908
Check ?	Chk Pass	Chk Pass	Chk Pass	Chk Pass	Chk Pass	Chk Pass
High Limit						
Low Limit						

Sample Name: 460-111892-A-1-A Acquired: 4/12/2016 16:28:28 Type: Unk
Method: sw04052016(v4) Mode: CONC Corr. Factor: 1.000000
User: admin Custom ID1: Custom ID2: Custom ID3:
Comment:

Elem	Se196	Tl1908	V_2924	Zn2062	B_2089	Mo2020
Line	196.090 {472}	190.856 {477}	292.402 {115}	206.200 {463}	208.959 {461}	202.030 {467}
IS Ref	(Y_2243)	(Y_2243)	(Y_3600)	(Y_2243)	(Y_2243)	(Y_2243)
Units	ppb	ppb	ppb	ppb	ppb	ppb
Avg	**-1.758**	**2.237**	**.1921**	**100.3**	**31.24**	**187.6**
Stddev	1.415	1.765	.4094	.2	.50	.3
%RSD	80.52	78.89	213.1	.2284	1.600	.1670
#1	-.7025	.7694	.3516	100.1	31.82	187.7
#2	-1.204	4.195	.4978	100.5	30.97	187.9
#3	-3.366	1.747	-.2730	100.3	30.93	187.3
Check ?	Chk Pass	Chk Pass	Chk Pass	Chk Pass	Chk Pass	Chk Pass
High Limit						
Low Limit						

Elem	Sn1899	Sr4077	Ti3349	Si2881
Line	189.989 {477}	407.771 { 83}	334.941 {101}	288.158 {117}
IS Ref	(Y_2243)	(Y_3710)	(Y_3600)	(Y_2243)
Units	ppb	ppb	ppb	ppb
Avg	**.8136**	**364.4**	**1.407**	**8248.**
Stddev	.4671	1.1	.040	38.
%RSD	57.41	.3149	2.813	.4601
#1	.4010	365.5	1.426	8212.
#2	.7190	364.3	1.362	8287.
#3	1.321	363.2	1.434	8244.
Check ?	Chk Pass	Chk Pass	Chk Pass	Chk Pass
High Limit				
Low Limit				

Int. Std.	Y_2243	Y_3600	Y_3710
Line	224.306 {450}	360.073 { 94}	371.030 { 91}
Units	Cts/S	Cts/S	Cts/S
Avg	**2906.6**	**37408.**	**6215.8**
Stddev	8.4	94.	44.9
%RSD	.28964	.25064	.72224
#1	2915.2	37498.	6167.6
#2	2906.2	37414.	6223.6
#3	2898.4	37311.	6256.3

Sample Name: 460-111929-B-3-A Acquired: 4/12/2016 16:40:56 Type: Unk
Method: sw04052016(v4) Mode: CONC Corr. Factor: 1.000000
User: admin Custom ID1: Custom ID2: Custom ID3:
Comment:

Elem	Al3961	As1890	Ag3280	Ba2335	Be3130	Ca3181
Line	396.152 { 85}	189.042 {478}	328.068 {103}	233.527 {445}	313.042 {108}	318.128 {106}
IS Ref	(Y_3710)	(Y_2243)	(Y_3600)	(Y_2243)	(Y_3710)	(Y_3600)
Units	ppb	ppb	ppb	ppb	ppb	ppb
Avg	**137.0**	**2.478**	**-.0398**	**190.1**	**-.1394**	**130200.**
Stddev	15.6	3.188	.5411	.8	.1349	494.
%RSD	11.37	128.7	1359.	.4017	96.80	.3791
#1	121.2	.5080	.2850	189.4	-.2511	129700.
#2	152.3	.7691	.2601	189.9	-.1776	130400.
#3	137.6	6.157	-.6645	190.9	.0105	130600.
Check ?	Chk Pass	Chk Pass	Chk Pass	Chk Pass	Chk Pass	Chk Pass
High Limit						
Low Limit						

Elem	Cd2265	Co2286	Cr2677	Cu3247	Fe2714	K_7664
Line	226.502 {449}	228.616 {447}	267.716 {126}	324.754 {104}	271.441 {124}	766.490 { 44}
IS Ref	(Y_2243)	(Y_2243)	(Y_3600)	(Y_3600)	(Y_3600)	(Y_3710)
Units	ppb	ppb	ppb	ppb	ppb	ppb
Avg	**.0407**	**-.2412**	**-.6342**	**1.176**	**52.28**	**14670.**
Stddev	.0693	.1719	.3467	.259	4.21	22.
%RSD	170.3	71.27	54.67	21.99	8.043	.1525
#1	.1042	-.2981	-.2890	.9277	49.03	14690.
#2	.0512	-.0480	-.6311	1.157	57.03	14650.
#3	-.0332	-.3774	-.9824	1.444	50.77	14650.
Check ?	Chk Pass	Chk Pass	Chk Pass	Chk Pass	Chk Pass	Chk Pass
High Limit						
Low Limit						

Elem	Mg2790	Mn2576	Na5895	Ni2316	Pb2203	Sb2068
Line	279.079 {121}	257.610 {131}	589.592 { 57}	231.604 {446}	220.353 {453}	206.833 {463}
IS Ref	(Y_3600)	(Y_3600)	(Y_3710)	(Y_2243)	(Y_2243)	(Y_2243)
Units	ppb	ppb	ppb	ppb	ppb	ppb
Avg	**36070.**	**745.3**	F **365200.**	**1.287**	**-4.998**	**-1.650**
Stddev	113.	1.6	2402.	.130	1.238	1.563
%RSD	.3126	.2144	.6577	10.12	24.77	94.75
#1	35950.	743.5	367900.	1.310	-3.880	-2.878
#2	36170.	745.9	363600.	1.147	-6.329	-2.181
#3	36100.	746.6	364000.	1.405	-4.785	.1097
Check ?	Chk Pass	Chk Pass	Chk Fail	Chk Pass	Chk Pass	Chk Pass
High Limit			250000.			
Low Limit			-5000.			

Sample Name: 460-111929-B-3-A Acquired: 4/12/2016 16:40:56 Type: Unk
Method: sw04052016(v4) Mode: CONC Corr. Factor: 1.000000
User: admin Custom ID1: Custom ID2: Custom ID3:
Comment:

Elem	Se196	Tl1908	V_2924	Zn2062	B_2089	Mo2020
Line	196.090 {472}	190.856 {477}	292.402 {115}	206.200 {463}	208.959 {461}	202.030 {467}
IS Ref	(Y_2243)	(Y_2243)	(Y_3600)	(Y_2243)	(Y_2243)	(Y_2243)
Units	ppb	ppb	ppb	ppb	ppb	ppb
Avg	**-4.683**	**2.985**	**1.021**	**5.640**	**194.0**	**.3654**
Stddev	3.807	.497	.591	.129	.4	.3497
%RSD	81.28	16.64	57.92	2.290	.1899	95.72
#1	-2.481	2.795	1.575	5.615	193.6	.7692
#2	-9.079	2.611	1.090	5.526	194.0	.1653
#3	-2.490	3.549	.3982	5.780	194.4	.1616
Check ?	Chk Pass	Chk Pass	Chk Pass	Chk Pass	Chk Pass	Chk Pass
High Limit						
Low Limit						

Elem	Sn1899	Sr4077	Ti3349	Si2881
Line	189.989 {477}	407.771 { 83}	334.941 {101}	288.158 {117}
IS Ref	(Y_2243)	(Y_3710)	(Y_3600)	(Y_2243)
Units	ppb	ppb	ppb	ppb
Avg	**.7034**	**784.0**	**1.195**	**10780.**
Stddev	.7984	.5	.186	26.
%RSD	113.5	.0684	15.53	.2420
#1	.1057	784.6	1.152	10750.
#2	1.610	783.7	1.035	10770.
#3	.3945	783.8	1.398	10810.
Check ?	Chk Pass	Chk Pass	Chk Pass	Chk Pass
High Limit				
Low Limit				

Int. Std.	Y_2243	Y_3600	Y_3710
Line	224.306 {450}	360.073 { 94}	371.030 { 91}
Units	Cts/S	Cts/S	Cts/S
Avg	**2828.8**	**36328.**	**6054.6**
Stddev	12.2	288.	26.7
%RSD	.43067	.79145	.44111
#1	2840.9	36624.	6085.3
#2	2829.2	36311.	6036.6
#3	2816.5	36050.	6041.8

Sample Name: 460-111773-B-1-B MS Acquired: 4/12/2016 16:49:18 Type: Unk
Method: sw04052016(v4) Mode: CONC Corr. Factor: 1.000000
User: admin Custom ID1: Custom ID2: Custom ID3:
Comment:

Elem	Al3961	As1890	Ag3280	Ba2335	Be3130	Ca3181
Line	396.152 { 85}	189.042 {478}	328.068 {103}	233.527 {445}	313.042 {108}	318.128 {106}
IS Ref	(Y_3710)	(Y_2243)	(Y_3600)	(Y_2243)	(Y_3710)	(Y_3600)
Units	ppb	ppb	ppb	ppb	ppb	ppb
Avg	**2281.**	**1908.**	**48.72**	**2039.**	**49.34**	**95470.**
Stddev	14.	5.	.48	3.	.29	142.
%RSD	.6203	.2651	.9827	.1524	.5883	.1491
#1	2284.	1914.	48.37	2037.	49.68	95600.
#2	2265.	1904.	48.53	2042.	49.17	95320.
#3	2293.	1906.	49.27	2037.	49.18	95490.
Check ?	Chk Pass	Chk Pass	Chk Pass	Chk Pass	Chk Pass	Chk Pass
High Limit						
Low Limit						

Elem	Cd2265	Co2286	Cr2677	Cu3247	Fe2714	K_7664
Line	226.502 {449}	228.616 {447}	267.716 {126}	324.754 {104}	271.441 {124}	766.490 { 44}
IS Ref	(Y_2243)	(Y_2243)	(Y_3600)	(Y_3600)	(Y_3600)	(Y_3710)
Units	ppb	ppb	ppb	ppb	ppb	ppb
Avg	**49.37**	**495.4**	**200.6**	**244.1**	**1232.**	**54880.**
Stddev	.14	1.0	1.7	.9	8.	72.
%RSD	.2931	.1941	.8558	.3529	.6462	.1314
#1	49.26	495.4	201.1	244.8	1224.	54830.
#2	49.54	496.4	198.7	243.2	1239.	54960.
#3	49.33	494.4	202.0	244.4	1234.	54840.
Check ?	Chk Pass	Chk Pass	Chk Pass	Chk Pass	Chk Pass	Chk Pass
High Limit						
Low Limit						

Elem	Mg2790	Mn2576	Na5895	Ni2316	Pb2203	Sb2068
Line	279.079 {121}	257.610 {131}	589.592 { 57}	231.604 {446}	220.353 {453}	206.833 {463}
IS Ref	(Y_3600)	(Y_3600)	(Y_3710)	(Y_2243)	(Y_2243)	(Y_2243)
Units	ppb	ppb	ppb	ppb	ppb	ppb
Avg	**26100.**	**2250.**	**37640.**	**500.4**	**461.9**	**475.5**
Stddev	28.	.	85.	1.3	1.5	.8
%RSD	.1091	.0219	.2269	.2503	.3228	.1788
#1	26130.	2250.	37550.	500.8	463.2	475.2
#2	26110.	2250.	37720.	501.5	462.2	474.9
#3	26070.	2249.	37660.	499.0	460.3	476.5
Check ?	Chk Pass	Chk Pass	Chk Pass	Chk Pass	Chk Pass	Chk Pass
High Limit						
Low Limit						

Sample Name: 460-111773-B-1-B MS Acquired: 4/12/2016 16:49:18 Type: Unk
Method: sw04052016(v4) Mode: CONC Corr. Factor: 1.000000
User: admin Custom ID1: Custom ID2: Custom ID3:
Comment:

Elem	Se196	Tl1908	V_2924	Zn2062	B_2089	Mo2020
Line	196.090 {472}	190.856 {477}	292.402 {115}	206.200 {463}	208.959 {461}	202.030 {467}
IS Ref	(Y_2243)	(Y_2243)	(Y_3600)	(Y_2243)	(Y_2243)	(Y_2243)
Units	ppb	ppb	ppb	ppb	ppb	ppb
Avg	**1973.**	**2077.**	**502.0**	**524.0**	**506.9**	**506.6**
Stddev	7.	7.	.7	2.2	4.0	1.3
%RSD	.3625	.3498	.1425	.4277	.7887	.2650
#1	1974.	2075.	502.4	525.9	508.1	506.2
#2	1965.	2071.	502.5	524.7	502.5	505.5
#3	1979.	2085.	501.2	521.5	510.2	508.1
Check ?	Chk Pass	Chk Pass	Chk Pass	Chk Pass	Chk Pass	Chk Pass
High Limit						
Low Limit						

Elem	Sn1899	Sr4077	Ti3349	Si2881
Line	189.989 {477}	407.771 { 83}	334.941 {101}	288.158 {117}
IS Ref	(Y_2243)	(Y_3710)	(Y_3600)	(Y_2243)
Units	ppb	ppb	ppb	ppb
Avg	**493.5**	**923.9**	**503.1**	**2742.**
Stddev	1.8	1.6	.9	29.
%RSD	.3654	.1721	.1702	1.049
#1	495.6	923.8	504.1	2733.
#2	492.2	925.6	502.6	2774.
#3	492.8	922.4	502.7	2719.
Check ?	Chk Pass	Chk Pass	Chk Pass	Chk Pass
High Limit				
Low Limit				

Int. Std.	Y_2243	Y_3600	Y_3710
Line	224.306 {450}	360.073 { 94}	371.030 { 91}
Units	Cts/S	Cts/S	Cts/S
Avg	**2883.9**	**36667.**	**5951.9**
Stddev	16.9	143.	45.0
%RSD	.58622	.38901	.75581
#1	2885.3	36746.	6000.1
#2	2866.3	36753.	5944.6
#3	2900.1	36502.	5911.0

Sample Name: 460-111773-B-2-A Acquired: 4/12/2016 16:53:06 Type: Unk
Method: sw04052016(v4) Mode: CONC Corr. Factor: 1.000000
User: admin Custom ID1: Custom ID2: Custom ID3:
Comment:

Elem	Al3961	As1890	Ag3280	Ba2335	Be3130	Ca3181
Line	396.152 { 85}	189.042 {478}	328.068 {103}	233.527 {445}	313.042 {108}	318.128 {106}
IS Ref	(Y_3710)	(Y_2243)	(Y_3600)	(Y_2243)	(Y_3710)	(Y_3600)
Units	ppb	ppb	ppb	ppb	ppb	ppb
Avg	**866.7**	**33.81**	**-.4648**	**236.9**	**-.0490**	F **621400.**
Stddev	8.7	1.27	.0639	.1	.0213	2540.
%RSD	1.009	3.748	13.75	.0469	43.48	.4087
#1	875.2	32.80	-.4575	236.8	-.0359	624300.
#2	857.7	35.23	-.5320	237.0	-.0735	619800.
#3	867.4	33.39	-.4048	236.9	-.0374	620000.
Check ?	Chk Pass	Chk Pass	Chk Pass	Chk Pass	Chk Pass	Chk Fail
High Limit						250000.
Low Limit						-200.0

Elem	Cd2265	Co2286	Cr2677	Cu3247	Fe2714	K_7664
Line	226.502 {449}	228.616 {447}	267.716 {126}	324.754 {104}	271.441 {124}	766.490 { 44}
IS Ref	(Y_2243)	(Y_2243)	(Y_3600)	(Y_3600)	(Y_3600)	(Y_3710)
Units	ppb	ppb	ppb	ppb	ppb	ppb
Avg	**.1036**	**1.319**	**77.83**	**6.763**	**424.0**	**1071.**
Stddev	.0560	.186	.83	.126	12.4	21.
%RSD	54.09	14.14	1.062	1.858	2.935	1.929
#1	.0973	1.344	77.74	6.838	422.9	1088.
#2	.0510	1.121	78.70	6.618	412.2	1077.
#3	.1625	1.492	77.06	6.832	437.0	1048.
Check ?	Chk Pass	Chk Pass	Chk Pass	Chk Pass	Chk Pass	Chk Pass
High Limit						
Low Limit						

Elem	Mg2790	Mn2576	Na5895	Ni2316	Pb2203	Sb2068
Line	279.079 {121}	257.610 {131}	589.592 { 57}	231.604 {446}	220.353 {453}	206.833 {463}
IS Ref	(Y_3600)	(Y_3600)	(Y_3710)	(Y_2243)	(Y_2243)	(Y_2243)
Units	ppb	ppb	ppb	ppb	ppb	ppb
Avg	**6444.**	**2561.**	**6185.**	**15.69**	**-1.960**	**-1.893**
Stddev	49.	8.	55.	.63	1.278	1.116
%RSD	.7612	.2979	.8946	4.028	65.19	58.92
#1	6475.	2565.	6209.	16.32	-2.490	-1.433
#2	6470.	2565.	6224.	15.69	-.5025	-3.165
#3	6388.	2552.	6121.	15.06	-2.887	-1.081
Check ?	Chk Pass	Chk Pass	Chk Pass	Chk Pass	Chk Pass	Chk Pass
High Limit						
Low Limit						

Sample Name: 460-111773-B-2-A Acquired: 4/12/2016 16:53:06 Type: Unk
Method: sw04052016(v4) Mode: CONC Corr. Factor: 1.000000
User: admin Custom ID1: Custom ID2: Custom ID3:
Comment:

Elem	Se196	Tl1908	V_2924	Zn2062	B_2089	Mo2020
Line	196.090 {472}	190.856 {477}	292.402 {115}	206.200 {463}	208.959 {461}	202.030 {467}
IS Ref	(Y_2243)	(Y_2243)	(Y_3600)	(Y_2243)	(Y_2243)	(Y_2243)
Units	ppb	ppb	ppb	ppb	ppb	ppb
Avg	**-4.320**	**5.134**	**4.335**	**42.34**	**13.88**	**7.599**
Stddev	1.812	1.559	.232	.21	.55	.246
%RSD	41.94	30.36	5.342	.4932	3.993	3.234
#1	-4.921	6.016	4.479	42.58	14.22	7.642
#2	-5.754	3.334	4.458	42.26	14.18	7.820
#3	-2.284	6.052	4.067	42.19	13.24	7.335
Check ?	Chk Pass	Chk Pass	Chk Pass	Chk Pass	Chk Pass	Chk Pass
High Limit						
Low Limit						

Elem	Sn1899	Sr4077	Ti3349	Si2881
Line	189.989 {477}	407.771 { 83}	334.941 {101}	288.158 {117}
IS Ref	(Y_2243)	(Y_3710)	(Y_3600)	(Y_2243)
Units	ppb	ppb	ppb	ppb
Avg	**1.491**	**627.7**	**1.119**	**4653.**
Stddev	.657	3.1	.868	55.
%RSD	44.09	.4866	77.57	1.190
#1	1.720	627.0	1.415	4620.
#2	2.004	631.0	1.801	4717.
#3	.7499	625.1	.1418	4622.
Check ?	Chk Pass	Chk Pass	Chk Pass	Chk Pass
High Limit				
Low Limit				

Int. Std.	Y_2243	Y_3600	Y_3710
Line	224.306 {450}	360.073 { 94}	371.030 { 91}
Units	Cts/S	Cts/S	Cts/S
Avg	**2790.2**	**36274.**	**6141.5**
Stddev	4.6	171.	72.6
%RSD	.16461	.47025	1.1827
#1	2792.7	36155.	6079.5
#2	2784.9	36198.	6123.5
#3	2793.1	36469.	6221.4

Sample Name: CCB Acquired: 4/12/2016 17:01:11 Type: QC
Method: sw04052016(v4) Mode: CONC Corr. Factor: 1.000000
User: admin Custom ID1: Custom ID2: Custom ID3:
Comment:

Elem	Al3961	As1890	Ag3280	Ba2335	Be3130	Ca3181
Line	396.152 { 85}	189.042 {478}	328.068 {103}	233.527 {445}	313.042 {108}	318.128 {106}
IS Ref	(Y_3710)	(Y_2243)	(Y_3600)	(Y_2243)	(Y_3710)	(Y_3600)
Units	ppb	ppb	ppb	ppb	ppb	ppb
Avg	**-2.681**	**.5250**	**-.1999**	**.0219**	**-.0718**	**2.291**
Stddev	19.24	1.331	.3686	.0336	.0717	2.428
%RSD	717.6	253.5	184.4	153.3	99.91	106.0
#1	-9.249	1.917	.2233	.0241	-.1348	-.1407
#2	18.98	.3918	-.3715	-.0127	.0063	4.716
#3	-17.77	-.7341	-.4513	.0544	-.0868	2.299
Check ?	Chk Pass	Chk Pass	Chk Pass	Chk Pass	Chk Pass	Chk Pass
High Limit						
Low Limit						

Elem	Cd2265	Co2286	Cr2677	Cu3247	Fe2714	K_7664
Line	226.502 {449}	228.616 {447}	267.716 {126}	324.754 {104}	271.441 {124}	766.490 { 44}
IS Ref	(Y_2243)	(Y_2243)	(Y_3600)	(Y_3600)	(Y_3600)	(Y_3710)
Units	ppb	ppb	ppb	ppb	ppb	ppb
Avg	**.0346**	**-.1502**	**.2960**	**.0401**	**-1.566**	**34.98**
Stddev	.1190	.1736	.0803	.1891	10.74	5.98
%RSD	343.6	115.6	27.11	471.1	686.0	17.09
#1	.1580	-.0962	.2349	.2440	7.204	41.67
#2	.0254	-.3445	.3869	.0059	1.645	33.12
#3	-.0795	-.0100	.2663	-.1295	-13.55	30.16
Check ?	Chk Pass	Chk Pass	Chk Pass	Chk Pass	Chk Pass	Chk Pass
High Limit						
Low Limit						

Elem	Mg2790	Mn2576	Na5895	Ni2316	Pb2203	Sb2068
Line	279.079 {121}	257.610 {131}	589.592 { 57}	231.604 {446}	220.353 {453}	206.833 {463}
IS Ref	(Y_3600)	(Y_3600)	(Y_3710)	(Y_2243)	(Y_2243)	(Y_2243)
Units	ppb	ppb	ppb	ppb	ppb	ppb
Avg	**-.0460**	**.0206**	**48.16**	**.1439**	**1.269**	**1.018**
Stddev	1.268	.0534	3.93	.2360	1.701	.630
%RSD	2754.	258.8	8.157	164.0	134.1	61.90
#1	1.374	.0751	43.70	-.1280	1.198	.2929
#2	-1.065	-.0316	51.12	.2649	-.3955	1.328
#3	-.4471	.0183	49.64	.2950	3.004	1.433
Check ?	Chk Pass	Chk Pass	Chk Pass	Chk Pass	Chk Pass	Chk Pass
High Limit						
Low Limit						

Sample Name: CCB Acquired: 4/12/2016 17:01:11 Type: QC
Method: sw04052016(v4) Mode: CONC Corr. Factor: 1.000000
User: admin Custom ID1: Custom ID2: Custom ID3:
Comment:

Elem	Se196	Tl1908	V_2924	Zn2062	B_2089	Mo2020
Line	196.090 {472}	190.856 {477}	292.402 {115}	206.200 {463}	208.959 {461}	202.030 {467}
IS Ref	(Y_2243)	(Y_2243)	(Y_3600)	(Y_2243)	(Y_2243)	(Y_2243)
Units	ppb	ppb	ppb	ppb	ppb	ppb
Avg	**1.338**	**.0336**	**-.2817**	**.1769**	**1.151**	**.6708**
Stddev	.695	.4003	.3352	.2066	.264	.1785
%RSD	51.94	1191.	119.0	116.8	22.90	26.60
#1	1.362	-.1314	-.4915	.2898	1.376	.8724
#2	2.022	-.2578	.1049	.3024	.8610	.6069
#3	.6319	.4901	-.4585	-.0616	1.216	.5331
Check ?	Chk Pass	Chk Pass	Chk Pass	Chk Pass	Chk Pass	Chk Pass
High Limit						
Low Limit						

Elem	Sn1899	Sr4077	Ti3349	Si2881
Line	189.989 {477}	407.771 { 83}	334.941 {101}	288.158 {117}
IS Ref	(Y_2243)	(Y_3710)	(Y_3600)	(Y_2243)
Units	ppb	ppb	ppb	ppb
Avg	**1.102**	**.0729**	**.3860**	**4.301**
Stddev	.396	.0506	.1369	5.369
%RSD	35.91	69.44	35.47	124.8
#1	1.366	.1305	.5378	10.23
#2	.6468	.0352	.3485	2.896
#3	1.293	.0531	.2718	-.2253
Check ?	Chk Pass	Chk Pass	Chk Pass	None
High Limit				
Low Limit				

Int. Std.	Y_2243	Y_3600	Y_3710
Line	224.306 {450}	360.073 { 94}	371.030 { 91}
Units	Cts/S	Cts/S	Cts/S
Avg	**2974.9**	**37844.**	**6013.5**
Stddev	6.8	286.	52.6
%RSD	.22841	.75509	.87483
#1	2982.7	38162.	6074.2
#2	2971.7	37610.	5985.1
#3	2970.4	37758.	5981.2

Sample Name: 460-111726-B-10-A Acquired: 4/12/2016 15:51:55 Type: Unk
Method: sw04052016(v4) Mode: CONC Corr. Factor: 1.000000
User: admin Custom ID1: Custom ID2: Custom ID3:
Comment:

Elem	Al3961	As1890	Ag3280	Ba2335	Be3130	Ca3181
Line	396.152 { 85}	189.042 {478}	328.068 {103}	233.527 {445}	313.042 {108}	318.128 {106}
IS Ref	(Y_3710)	(Y_2243)	(Y_3600)	(Y_2243)	(Y_3710)	(Y_3600)
Units	ppb	ppb	ppb	ppb	ppb	ppb
Avg	**2996.**	**32.07**	**-.2939**	**69.29**	**.1398**	**120300.**
Stddev	28.	1.27	.4226	.13	.0451	789.
%RSD	.9302	3.957	143.8	.1938	32.23	.6557
#1	2964.	30.61	-.4981	69.27	.0879	121100.
#2	3009.	32.88	.1920	69.43	.1627	120000.
#3	3016.	32.73	-.5757	69.17	.1689	119600.
Check ?	Chk Pass	Chk Pass	Chk Pass	Chk Pass	Chk Pass	Chk Pass
High Limit						
Low Limit						

Elem	Cd2265	Co2286	Cr2677	Cu3247	Fe2714	K_7664
Line	226.502 {449}	228.616 {447}	267.716 {126}	324.754 {104}	271.441 {124}	766.490 { 44}
IS Ref	(Y_2243)	(Y_2243)	(Y_3600)	(Y_3600)	(Y_3600)	(Y_3710)
Units	ppb	ppb	ppb	ppb	ppb	ppb
Avg	**-.0050**	**10.38**	**270.1**	**32.65**	**7574.**	**2068.**
Stddev	.0302	.06	2.1	.43	20.	10.
%RSD	606.2	.5627	.7670	1.313	.2639	.4941
#1	-.0287	10.35	272.2	32.63	7593.	2068.
#2	.0290	10.45	270.1	32.23	7554.	2058.
#3	-.0152	10.34	268.1	33.09	7576.	2079.
Check ?	Chk Pass	Chk Pass	Chk Pass	Chk Pass	Chk Pass	Chk Pass
High Limit						
Low Limit						

Elem	Mg2790	Mn2576	Na5895	Ni2316	Pb2203	Sb2068
Line	279.079 {121}	257.610 {131}	589.592 { 57}	231.604 {446}	220.353 {453}	206.833 {463}
IS Ref	(Y_3600)	(Y_3600)	(Y_3710)	(Y_2243)	(Y_2243)	(Y_2243)
Units	ppb	ppb	ppb	ppb	ppb	ppb
Avg	**6070.**	**2816.**	**3564.**	**189.1**	**-1.743**	**-.3964**
Stddev	26.	12.	14.	.7	.793	1.882
%RSD	.4325	.4351	.4034	.3705	45.51	474.7
#1	6100.	2829.	3573.	189.5	-2.040	.2286
#2	6054.	2813.	3547.	189.6	-.8443	1.093
#3	6055.	2805.	3570.	188.3	-2.346	-2.511
Check ?	Chk Pass	Chk Pass	Chk Pass	Chk Pass	Chk Pass	Chk Pass
High Limit						
Low Limit						

Sample Name: 460-111726-B-10-A Acquired: 4/12/2016 15:51:55 Type: Unk
Method: sw04052016(v4) Mode: CONC Corr. Factor: 1.000000
User: admin Custom ID1: Custom ID2: Custom ID3:
Comment:

Elem	Se196	Tl1908	V_2924	Zn2062	B_2089	Mo2020
Line	196.090 {472}	190.856 {477}	292.402 {115}	206.200 {463}	208.959 {461}	202.030 {467}
IS Ref	(Y_2243)	(Y_2243)	(Y_3600)	(Y_2243)	(Y_2243)	(Y_2243)
Units	ppb	ppb	ppb	ppb	ppb	ppb
Avg	**-2.982**	**4.044**	**3.701**	**26.60**	**9.527**	**31.91**
Stddev	2.184	3.503	.118	.39	.236	.38
%RSD	73.23	86.63	3.199	1.476	2.483	1.193
#1	-4.742	8.079	3.573	26.93	9.789	31.74
#2	-3.666	1.777	3.807	26.71	9.461	32.34
#3	-.5383	2.276	3.723	26.17	9.330	31.64
Check ?	Chk Pass	Chk Pass	Chk Pass	Chk Pass	Chk Pass	Chk Pass
High Limit						
Low Limit						

Elem	Sn1899	Sr4077	Ti3349	Si2881
Line	189.989 {477}	407.771 { 83}	334.941 {101}	288.158 {117}
IS Ref	(Y_2243)	(Y_3710)	(Y_3600)	(Y_2243)
Units	ppb	ppb	ppb	ppb
Avg	**1.461**	**168.0**	**15.14**	**6732.**
Stddev	.349	1.0	.36	32.
%RSD	23.88	.6230	2.402	.4823
#1	1.828	167.2	15.13	6761.
#2	1.420	167.7	15.51	6697.
#3	1.134	169.2	14.78	6736.
Check ?	Chk Pass	Chk Pass	Chk Pass	Chk Pass
High Limit				
Low Limit				

Int. Std.	Y_2243	Y_3600	Y_3710
Line	224.306 {450}	360.073 { 94}	371.030 { 91}
Units	Cts/S	Cts/S	Cts/S
Avg	**2939.2**	**37608.**	**6195.7**
Stddev	3.2	113.	38.6
%RSD	.10833	.30065	.62281
#1	2939.7	37482.	6239.4
#2	2935.8	37642.	6181.4
#3	2942.1	37701.	6166.3

Sample Name: CCV Acquired: 4/12/2016 16:04:20 Type: QC
Method: sw04052016(v4) Mode: CONC Corr. Factor: 1.000000
User: admin Custom ID1: Custom ID2: Custom ID3:
Comment:

Elem	Al3961	As1890	Ag3280	Ba2335	Be3130	Ca3181
Line	396.152 { 85}	189.042 {478}	328.068 {103}	233.527 {445}	313.042 {108}	318.128 {106}
IS Ref	(Y_3710)	(Y_2243)	(Y_3600)	(Y_2243)	(Y_3710)	(Y_3600)
Units	ppb	ppb	ppb	ppb	ppb	ppb
Avg	**126400.**	**2425.**	**1219.**	**9901.**	**996.9**	**122300.**
Stddev	251.	7.	1.	13.	3.5	214.
%RSD	.1988	.2923	.0857	.1354	.3555	.1748
#1	126600.	2433.	1218.	9914.	1001.	122100.
#2	126500.	2420.	1220.	9902.	994.5	122500.
#3	126100.	2421.	1220.	9887.	995.1	122400.
Check ?	Chk Pass	Chk Pass	Chk Pass	Chk Pass	Chk Pass	Chk Pass
Value						
Range						

Elem	Cd2265	Co2286	Cr2677	Cu3247	Fe2714	K_7664
Line	226.502 {449}	228.616 {447}	267.716 {126}	324.754 {104}	271.441 {124}	766.490 { 44}
IS Ref	(Y_2243)	(Y_2243)	(Y_3600)	(Y_3600)	(Y_3600)	(Y_3710)
Units	ppb	ppb	ppb	ppb	ppb	ppb
Avg	**1236.**	**2480.**	**4817.**	**12230.**	**100000.**	**49180.**
Stddev	3.	6.	14.	6.	180.	77.
%RSD	.2803	.2444	.2979	.0460	.1802	.1561
#1	1239.	2486.	4801.	12230.	99830.	49270.
#2	1237.	2479.	4821.	12230.	100200.	49130.
#3	1233.	2474.	4829.	12220.	100100.	49150.
Check ?	Chk Pass	Chk Pass	Chk Pass	Chk Pass	Chk Pass	Chk Pass
Value						
Range						

Elem	Mg2790	Mn2576	Na5895	Ni2316	Pb2203	Sb2068
Line	279.079 {121}	257.610 {131}	589.592 { 57}	231.604 {446}	220.353 {453}	206.833 {463}
IS Ref	(Y_3600)	(Y_3600)	(Y_3710)	(Y_2243)	(Y_2243)	(Y_2243)
Units	ppb	ppb	ppb	ppb	ppb	ppb
Avg	**120500.**	**4994.**	**122200.**	**2456.**	**7267.**	**973.3**
Stddev	313.	4.	377.	4.	15.	5.8
%RSD	.2600	.0822	.3085	.1728	.2108	.5916
#1	120100.	4993.	122700.	2459.	7283.	977.1
#2	120700.	4999.	122100.	2456.	7266.	966.7
#3	120700.	4991.	122000.	2451.	7253.	976.1
Check ?	Chk Pass	Chk Pass	Chk Pass	Chk Pass	Chk Pass	Chk Pass
Value						
Range						

Sample Name: CCV Acquired: 4/12/2016 16:04:20 Type: QC
Method: sw04052016(v4) Mode: CONC Corr. Factor: 1.000000
User: admin Custom ID1: Custom ID2: Custom ID3:
Comment:

Elem	Se196	Tl1908	V_2924	Zn2062	B_2089	Mo2020
Line	196.090 {472}	190.856 {477}	292.402 {115}	206.200 {463}	208.959 {461}	202.030 {467}
IS Ref	(Y_2243)	(Y_2243)	(Y_3600)	(Y_2243)	(Y_2243)	(Y_2243)
Units	ppb	ppb	ppb	ppb	ppb	ppb
Avg	**2422.**	**2510.**	**2480.**	**2510.**	**962.6**	**2465.**
Stddev	4.	11.	3.	10.	3.0	1.
%RSD	.1771	.4236	.1387	.3994	.3130	.0544
#1	2425.	2516.	2481.	2520.	965.8	2465.
#2	2423.	2497.	2483.	2511.	962.2	2466.
#3	2417.	2516.	2476.	2500.	959.8	2464.
Check ?	Chk Pass	Chk Pass	Chk Pass	Chk Pass	Chk Pass	Chk Pass
Value						
Range						

Elem	Sn1899	Sr4077	Ti3349	Si2881
Line	189.989 {477}	407.771 { 83}	334.941 {101}	288.158 {117}
IS Ref	(Y_2243)	(Y_3710)	(Y_3600)	(Y_2243)
Units	ppb	ppb	ppb	ppb
Avg	**985.2**	**5065.**	**10070.**	**9606.**
Stddev	1.3	21.	21.	64.
%RSD	.1368	.4213	.2040	.6670
#1	986.5	5085.	10090.	9672.
#2	985.3	5066.	10080.	9602.
#3	983.8	5043.	10050.	9544.
Check ?	Chk Pass	Chk Pass	Chk Pass	None
Value				
Range				

Int. Std.	Y_2243	Y_3600	Y_3710
Line	224.306 {450}	360.073 { 94}	371.030 { 91}
Units	Cts/S	Cts/S	Cts/S
Avg	**2791.1**	**36324.**	**6040.9**
Stddev	12.1	51.	20.6
%RSD	.43360	.13905	.34153
#1	2777.1	36290.	6021.3
#2	2798.5	36300.	6039.1
#3	2797.7	36382.	6062.4

Sample Name: 460-111884-A-1-A@2 Acquired: 4/12/2016 16:20:34 Type: Unk
Method: sw04052016(v4) Mode: CONC Corr. Factor: 1.000000
User: admin Custom ID1: Custom ID2: Custom ID3:
Comment:

Elem	Al3961	As1890	Ag3280	Ba2335	Be3130	Ca3181
Line	396.152 { 85}	189.042 {478}	328.068 {103}	233.527 {445}	313.042 {108}	318.128 {106}
IS Ref	(Y_3710)	(Y_2243)	(Y_3600)	(Y_2243)	(Y_3710)	(Y_3600)
Units	ppb	ppb	ppb	ppb	ppb	ppb
Avg	**140600.**	**64.38**	**10.20**	**1922.**	**42.31**	**106900.**
Stddev	195.	1.46	.17	4.	.15	102.
%RSD	.1384	2.263	1.638	.2183	.3596	.0953
#1	140800.	62.71	10.39	1927.	42.45	106800.
#2	140500.	65.01	10.13	1919.	42.15	106800.
#3	140400.	65.41	10.08	1921.	42.32	107000.
Check ?	Chk Pass	Chk Pass	Chk Pass	Chk Pass	Chk Pass	Chk Pass
High Limit						
Low Limit						

Elem	Cd2265	Co2286	Cr2677	Cu3247	Fe2714	K_7664
Line	226.502 {449}	228.616 {447}	267.716 {126}	324.754 {104}	271.441 {124}	766.490 { 44}
IS Ref	(Y_2243)	(Y_2243)	(Y_3600)	(Y_3600)	(Y_3600)	(Y_3710)
Units	ppb	ppb	ppb	ppb	ppb	ppb
Avg	**9.937**	**128.5**	**302.9**	**6820.**	**109000.**	**6279.**
Stddev	.182	.2	1.0	18.	117.	6.
%RSD	1.828	.1743	.3375	.2586	.1075	.0978
#1	9.910	128.4	301.9	6836.	109100.	6285.
#2	9.771	128.7	302.9	6823.	108900.	6274.
#3	10.13	128.3	303.9	6801.	108900.	6277.
Check ?	Chk Pass	Chk Pass	Chk Pass	Chk Pass	Chk Pass	Chk Pass
High Limit						
Low Limit						

Elem	Mg2790	Mn2576	Na5895	Ni2316	Pb2203	Sb2068
Line	279.079 {121}	257.610 {131}	589.592 { 57}	231.604 {446}	220.353 {453}	206.833 {463}
IS Ref	(Y_3600)	(Y_3600)	(Y_3710)	(Y_2243)	(Y_2243)	(Y_2243)
Units	ppb	ppb	ppb	ppb	ppb	ppb
Avg	**46830.**	**4160.**	**29320.**	**536.6**	F **58520.**	**6.180**
Stddev	20.	4.	79.	.4	86.	.817
%RSD	.0421	.0940	.2683	.0796	.1465	13.22
#1	46810.	4163.	29400.	537.0	58610.	5.497
#2	46820.	4155.	29240.	536.1	58440.	5.959
#3	46850.	4161.	29330.	536.7	58510.	7.085
Check ?	Chk Pass	Chk Pass	Chk Pass	Chk Pass	Chk Fail	Chk Pass
High Limit					15000.	
Low Limit					-10.00	

Sample Name: 460-111884-A-1-A@2 Acquired: 4/12/2016 16:20:34 Type: Unk
Method: sw04052016(v4) Mode: CONC Corr. Factor: 1.000000
User: admin Custom ID1: Custom ID2: Custom ID3:
Comment:

Elem	Se196	Tl1908	V_2924	Zn2062	B_2089	Mo2020
Line	196.090 {472}	190.856 {477}	292.402 {115}	206.200 {463}	208.959 {461}	202.030 {467}
IS Ref	(Y_2243)	(Y_2243)	(Y_3600)	(Y_2243)	(Y_2243)	(Y_2243)
Units	ppb	ppb	ppb	ppb	ppb	ppb
Avg	**-3.625**	**-.3064**	**502.7**	F **5034.**	**415.8**	**1.158**
Stddev	1.739	1.991	.9	10.	1.3	.043
%RSD	47.96	649.7	.1713	.1953	.3154	3.679
#1	-5.591	-2.547	502.1	5044.	415.3	1.205
#2	-2.996	.3683	502.3	5035.	414.8	1.146
#3	-2.289	1.259	503.7	5024.	417.3	1.123
Check ?	Chk Pass	Chk Pass	Chk Pass	Chk Fail	Chk Pass	Chk Pass
High Limit				5000.		
Low Limit				-50.00		

Elem	Sn1899	Sr4077	Ti3349	Si2881
Line	189.989 {477}	407.771 { 83}	334.941 {101}	288.158 {117}
IS Ref	(Y_2243)	(Y_3710)	(Y_3600)	(Y_2243)
Units	ppb	ppb	ppb	ppb
Avg	**28.84**	**1107.**	**174.6**	F **56420.**
Stddev	.39	2.	.5	327.
%RSD	1.364	.2228	.3053	.5786
#1	28.66	1110.	175.2	56670.
#2	29.29	1107.	174.3	56550.
#3	28.57	1105.	174.3	56050.
Check ?	Chk Pass	Chk Pass	Chk Pass	Chk Fail
High Limit				20000.
Low Limit				-200.0

Int. Std.	Y_2243	Y_3600	Y_3710
Line	224.306 {450}	360.073 { 94}	371.030 { 91}
Units	Cts/S	Cts/S	Cts/S
Avg	**4216.1**	**53941.**	**8991.9**
Stddev	7.5	99.	37.0
%RSD	.17836	.18431	.41185
#1	4223.7	54049.	9001.2
#2	4215.8	53853.	9023.4
#3	4208.7	53921.	8951.1

Sample Name: 460-111887-A-1-A Acquired: 4/12/2016 16:24:25 Type: Unk
Method: sw04052016(v4) Mode: CONC Corr. Factor: 1.000000
User: admin Custom ID1: Custom ID2: Custom ID3:
Comment:

Elem	Al3961	As1890	Ag3280	Ba2335	Be3130	Ca3181
Line	396.152 { 85}	189.042 {478}	328.068 {103}	233.527 {445}	313.042 {108}	318.128 {106}
IS Ref	(Y_3710)	(Y_2243)	(Y_3600)	(Y_2243)	(Y_3710)	(Y_3600)
Units	ppb	ppb	ppb	ppb	ppb	ppb
Avg	**1068.**	**3.506**	**.1011**	**105.4**	**.1653**	**151100.**
Stddev	28.	2.289	.0442	.1	.1408	1032.
%RSD	2.588	65.30	43.68	.1197	85.13	.6833
#1	1095.	.8650	.0539	105.4	.0050	151400.
#2	1069.	4.728	.1414	105.3	.2225	151900.
#3	1039.	4.926	.1080	105.5	.2686	149900.
Check ?	Chk Pass	Chk Pass	Chk Pass	Chk Pass	Chk Pass	Chk Pass
High Limit						
Low Limit						

Elem	Cd2265	Co2286	Cr2677	Cu3247	Fe2714	K_7664
Line	226.502 {449}	228.616 {447}	267.716 {126}	324.754 {104}	271.441 {124}	766.490 { 44}
IS Ref	(Y_2243)	(Y_2243)	(Y_3600)	(Y_3600)	(Y_3600)	(Y_3710)
Units	ppb	ppb	ppb	ppb	ppb	ppb
Avg	**.3143**	**2.324**	**1.407**	**6.931**	**696.2**	**7168.**
Stddev	.2473	.214	.449	.224	25.5	37.
%RSD	78.67	9.186	31.88	3.235	3.666	.5186
#1	.4349	2.552	1.632	6.672	688.7	7206.
#2	.4781	2.129	1.698	7.044	724.7	7132.
#3	.0299	2.292	.8902	7.075	675.4	7167.
Check ?	Chk Pass	Chk Pass	Chk Pass	Chk Pass	Chk Pass	Chk Pass
High Limit						
Low Limit						

Elem	Mg2790	Mn2576	Na5895	Ni2316	Pb2203	Sb2068
Line	279.079 {121}	257.610 {131}	589.592 { 57}	231.604 {446}	220.353 {453}	206.833 {463}
IS Ref	(Y_3600)	(Y_3600)	(Y_3710)	(Y_2243)	(Y_2243)	(Y_2243)
Units	ppb	ppb	ppb	ppb	ppb	ppb
Avg	**24910.**	**518.1**	**70710.**	**16.67**	**526.3**	**2.773**
Stddev	158.	2.0	200.	.04	1.3	1.328
%RSD	.6351	.3873	.2833	.2572	.2549	47.90
#1	25000.	518.3	70930.	16.66	526.8	1.383
#2	25010.	520.1	70540.	16.63	527.2	4.029
#3	24730.	516.1	70660.	16.71	524.7	2.908
Check ?	Chk Pass	Chk Pass	Chk Pass	Chk Pass	Chk Pass	Chk Pass
High Limit						
Low Limit						

Sample Name: 460-111887-A-1-A Acquired: 4/12/2016 16:24:25 Type: Unk
Method: sw04052016(v4) Mode: CONC Corr. Factor: 1.000000
User: admin Custom ID1: Custom ID2: Custom ID3:
Comment:

Elem	Se196	Tl1908	V_2924	Zn2062	B_2089	Mo2020
Line	196.090 {472}	190.856 {477}	292.402 {115}	206.200 {463}	208.959 {461}	202.030 {467}
IS Ref	(Y_2243)	(Y_2243)	(Y_3600)	(Y_2243)	(Y_2243)	(Y_2243)
Units	ppb	ppb	ppb	ppb	ppb	ppb
Avg	**-1.128**	**2.431**	**3.812**	**101.1**	**154.6**	**-.0504**
Stddev	.690	.815	.239	.4	.3	.0821
%RSD	61.16	33.50	6.271	.4186	.1737	163.0
#1	-.9140	2.551	3.986	101.1	154.2	.0437
#2	-.5704	3.179	3.540	100.6	154.7	-.0873
#3	-1.899	1.563	3.911	101.5	154.8	-.1075
Check ?	Chk Pass	Chk Pass	Chk Pass	Chk Pass	Chk Pass	Chk Pass
High Limit						
Low Limit						

Elem	Sn1899	Sr4077	Ti3349	Si2881
Line	189.989 {477}	407.771 { 83}	334.941 {101}	288.158 {117}
IS Ref	(Y_2243)	(Y_3710)	(Y_3600)	(Y_2243)
Units	ppb	ppb	ppb	ppb
Avg	**.6278**	**1944.**	**4.506**	**5609.**
Stddev	.7576	7.	.151	46.
%RSD	120.7	.3503	3.345	.8208
#1	-.2277	1947.	4.679	5580.
#2	1.214	1936.	4.437	5584.
#3	.8973	1949.	4.403	5662.
Check ?	Chk Pass	Chk Pass	Chk Pass	Chk Pass
High Limit				
Low Limit				

Int. Std.	Y_2243	Y_3600	Y_3710
Line	224.306 {450}	360.073 { 94}	371.030 { 91}
Units	Cts/S	Cts/S	Cts/S
Avg	**2903.6**	**36983.**	**6099.6**
Stddev	9.9	158.	82.6
%RSD	.34225	.42650	1.3534
#1	2892.2	37008.	6038.8
#2	2910.8	36814.	6066.4
#3	2907.7	37126.	6193.6

Sample Name: 460-111908-D-1-A Acquired: 4/12/2016 16:32:34 Type: Unk
Method: sw04052016(v4) Mode: CONC Corr. Factor: 1.000000
User: admin Custom ID1: Custom ID2: Custom ID3:
Comment:

Elem	Al3961	As1890	Ag3280	Ba2335	Be3130	Ca3181
Line	396.152 { 85}	189.042 {478}	328.068 {103}	233.527 {445}	313.042 {108}	318.128 {106}
IS Ref	(Y_3710)	(Y_2243)	(Y_3600)	(Y_2243)	(Y_3710)	(Y_3600)
Units	ppb	ppb	ppb	ppb	ppb	ppb
Avg	**-1.206**	**1.655**	**.4486**	**-.0941**	**-.1046**	**17.36**
Stddev	6.527	.725	.3312	.1539	.0308	6.23
%RSD	541.0	43.83	73.83	163.5	29.48	35.90
#1	6.174	2.449	.6986	-.2366	-.0786	16.83
#2	-6.217	1.487	.5744	.0691	-.0965	11.41
#3	-3.576	1.028	.0730	-.1148	-.1387	23.85
Check ?	Chk Pass	Chk Pass	Chk Pass	Chk Pass	Chk Pass	Chk Pass
High Limit						
Low Limit						

Elem	Cd2265	Co2286	Cr2677	Cu3247	Fe2714	K_7664
Line	226.502 {449}	228.616 {447}	267.716 {126}	324.754 {104}	271.441 {124}	766.490 { 44}
IS Ref	(Y_2243)	(Y_2243)	(Y_3600)	(Y_3600)	(Y_3600)	(Y_3710)
Units	ppb	ppb	ppb	ppb	ppb	ppb
Avg	**.0493**	**-.0114**	**-.1351**	**-.1713**	**-4.076**	**21.05**
Stddev	.0503	.1841	.3323	.1589	9.389	6.73
%RSD	101.9	1610.	245.9	92.77	230.4	31.95
#1	-.0083	.0737	-.5097	-.1504	2.215	25.95
#2	.0839	.1147	-.0196	-.0239	-14.87	13.38
#3	.0723	-.2227	.1240	-.3397	.4262	23.82
Check ?	Chk Pass	Chk Pass	Chk Pass	Chk Pass	Chk Pass	Chk Pass
High Limit						
Low Limit						

Elem	Mg2790	Mn2576	Na5895	Ni2316	Pb2203	Sb2068
Line	279.079 {121}	257.610 {131}	589.592 { 57}	231.604 {446}	220.353 {453}	206.833 {463}
IS Ref	(Y_3600)	(Y_3600)	(Y_3710)	(Y_2243)	(Y_2243)	(Y_2243)
Units	ppb	ppb	ppb	ppb	ppb	ppb
Avg	**2.925**	**.0231**	**61.01**	**.1900**	**.0488**	**-.2468**
Stddev	1.514	.0337	4.36	.1420	.5569	.2639
%RSD	51.77	145.8	7.148	74.73	1142.	106.9
#1	4.377	.0550	65.95	.1118	.0388	.0295
#2	3.043	.0263	57.72	.3539	-.5031	-.2736
#3	1.355	-.0121	59.35	.1043	.6106	-.4963
Check ?	Chk Pass	Chk Pass	Chk Pass	Chk Pass	Chk Pass	Chk Pass
High Limit						
Low Limit						

Sample Name: 460-111908-D-1-A Acquired: 4/12/2016 16:32:34 Type: Unk
Method: sw04052016(v4) Mode: CONC Corr. Factor: 1.000000
User: admin Custom ID1: Custom ID2: Custom ID3:
Comment:

Elem	Se196	Tl1908	V_2924	Zn2062	B_2089	Mo2020
Line	196.090 {472}	190.856 {477}	292.402 {115}	206.200 {463}	208.959 {461}	202.030 {467}
IS Ref	(Y_2243)	(Y_2243)	(Y_3600)	(Y_2243)	(Y_2243)	(Y_2243)
Units	ppb	ppb	ppb	ppb	ppb	ppb
Avg	**.2452**	**.8054**	**-.5859**	**1.144**	**1.436**	**-.1482**
Stddev	1.765	1.463	.3588	.236	.287	.0820
%RSD	719.8	181.6	61.24	20.67	20.02	55.35
#1	-1.350	2.412	-.1743	1.333	1.764	-.1336
#2	-.0558	.4543	-.8326	.8790	1.228	-.0745
#3	2.142	-.4500	-.7507	1.221	1.316	-.2366
Check ?	Chk Pass	Chk Pass	Chk Pass	Chk Pass	Chk Pass	Chk Pass
High Limit						
Low Limit						

Elem	Sn1899	Sr4077	Ti3349	Si2881
Line	189.989 {477}	407.771 { 83}	334.941 {101}	288.158 {117}
IS Ref	(Y_2243)	(Y_3710)	(Y_3600)	(Y_2243)
Units	ppb	ppb	ppb	ppb
Avg	**.3746**	**.0418**	**-.1207**	**34.19**
Stddev	.5447	.0322	.0726	24.35
%RSD	145.4	76.99	60.17	71.22
#1	.7929	.0426	-.0534	11.49
#2	-.2412	.0093	-.1977	31.18
#3	.5723	.0736	-.1110	59.91
Check ?	Chk Pass	Chk Pass	Chk Pass	Chk Pass
High Limit				
Low Limit				

Int. Std.	Y_2243	Y_3600	Y_3710
Line	224.306 {450}	360.073 { 94}	371.030 { 91}
Units	Cts/S	Cts/S	Cts/S
Avg	**3016.7**	**38338.**	**6114.0**
Stddev	1.9	59.	23.2
%RSD	.06272	.15466	.37982
#1	3018.8	38401.	6135.2
#2	3015.3	38330.	6117.8
#3	3015.9	38283.	6089.2

Sample Name: 460-111929-B-2-A Acquired: 4/12/2016 16:36:44 Type: Unk
Method: sw04052016(v4) Mode: CONC Corr. Factor: 1.000000
User: admin Custom ID1: Custom ID2: Custom ID3:
Comment:

Elem	Al3961	As1890	Ag3280	Ba2335	Be3130	Ca3181
Line	396.152 { 85}	189.042 {478}	328.068 {103}	233.527 {445}	313.042 {108}	318.128 {106}
IS Ref	(Y_3710)	(Y_2243)	(Y_3600)	(Y_2243)	(Y_3710)	(Y_3600)
Units	ppb	ppb	ppb	ppb	ppb	ppb
Avg	**1665.**	**4.502**	**-.7502**	**226.7**	**.0193**	**117600.**
Stddev	21.	.795	.1643	.3	.0326	408.
%RSD	1.254	17.67	21.90	.1524	169.2	.3466
#1	1689.	3.614	-.8911	226.3	.0328	117600.
#2	1652.	5.147	-.5698	227.0	-.0179	118000.
#3	1653.	4.746	-.7896	226.7	.0430	117200.
Check ?	Chk Pass	Chk Pass	Chk Pass	Chk Pass	Chk Pass	Chk Pass
High Limit						
Low Limit						

Elem	Cd2265	Co2286	Cr2677	Cu3247	Fe2714	K_7664
Line	226.502 {449}	228.616 {447}	267.716 {126}	324.754 {104}	271.441 {124}	766.490 { 44}
IS Ref	(Y_2243)	(Y_2243)	(Y_3600)	(Y_3600)	(Y_3600)	(Y_3710)
Units	ppb	ppb	ppb	ppb	ppb	ppb
Avg	**.0784**	**.7461**	**2.213**	**8.542**	**6845.**	**13090.**
Stddev	.0575	.2756	.144	.193	37.	93.
%RSD	73.36	36.94	6.529	2.264	.5395	.7127
#1	.1409	.9813	2.064	8.693	6812.	13020.
#2	.0665	.8143	2.353	8.324	6885.	13200.
#3	.0278	.4428	2.222	8.608	6838.	13060.
Check ?	Chk Pass	Chk Pass	Chk Pass	Chk Pass	Chk Pass	Chk Pass
High Limit						
Low Limit						

Elem	Mg2790	Mn2576	Na5895	Ni2316	Pb2203	Sb2068
Line	279.079 {121}	257.610 {131}	589.592 { 57}	231.604 {446}	220.353 {453}	206.833 {463}
IS Ref	(Y_3600)	(Y_3600)	(Y_3710)	(Y_2243)	(Y_2243)	(Y_2243)
Units	ppb	ppb	ppb	ppb	ppb	ppb
Avg	**32630.**	**907.6**	F **318200.**	**2.923**	**75.83**	**-1.585**
Stddev	178.	2.1	4890.	.311	1.94	.281
%RSD	.5444	.2351	1.537	10.64	2.559	17.75
#1	32440.	908.5	316900.	3.039	74.24	-1.585
#2	32790.	909.2	323600.	2.571	75.27	-1.304
#3	32670.	905.2	314100.	3.160	77.99	-1.866
Check ?	Chk Pass	Chk Pass	Chk Fail	Chk Pass	Chk Pass	Chk Pass
High Limit			250000.			
Low Limit			-5000.			

Sample Name: 460-111929-B-2-A Acquired: 4/12/2016 16:36:44 Type: Unk
Method: sw04052016(v4) Mode: CONC Corr. Factor: 1.000000
User: admin Custom ID1: Custom ID2: Custom ID3:
Comment:

Elem	Se196	Tl1908	V_2924	Zn2062	B_2089	Mo2020
Line	196.090 {472}	190.856 {477}	292.402 {115}	206.200 {463}	208.959 {461}	202.030 {467}
IS Ref	(Y_2243)	(Y_2243)	(Y_3600)	(Y_2243)	(Y_2243)	(Y_2243)
Units	ppb	ppb	ppb	ppb	ppb	ppb
Avg	**-3.160**	**4.261**	**3.698**	**56.32**	**173.6**	**.1929**
Stddev	2.026	.867	.268	.08	.6	.2718
%RSD	64.11	20.34	7.259	.1486	.3659	140.9
#1	-3.497	5.221	3.878	56.25	173.2	-.0522
#2	-.9869	3.536	3.389	56.41	173.2	.4852
#3	-4.997	4.026	3.826	56.28	174.3	.1457
Check ?	Chk Pass	Chk Pass	Chk Pass	Chk Pass	Chk Pass	Chk Pass
High Limit						
Low Limit						

Elem	Sn1899	Sr4077	Ti3349	Si2881
Line	189.989 {477}	407.771 { 83}	334.941 {101}	288.158 {117}
IS Ref	(Y_2243)	(Y_3710)	(Y_3600)	(Y_2243)
Units	ppb	ppb	ppb	ppb
Avg	**.7160**	**702.2**	**66.31**	**11690.**
Stddev	.7198	3.7	.61	61.
%RSD	100.5	.5223	.9236	.5236
#1	1.342	700.2	66.43	11730.
#2	.8757	706.4	65.64	11720.
#3	-.0702	699.9	66.85	11620.
Check ?	Chk Pass	Chk Pass	Chk Pass	Chk Pass
High Limit				
Low Limit				

Int. Std.	Y_2243	Y_3600	Y_3710
Line	224.306 {450}	360.073 { 94}	371.030 { 91}
Units	Cts/S	Cts/S	Cts/S
Avg	**2871.9**	**36692.**	**6119.5**
Stddev	7.7	106.	52.7
%RSD	.26912	.28919	.86116
#1	2880.6	36690.	6113.1
#2	2865.9	36587.	6070.3
#3	2869.1	36799.	6175.1

Sample Name: 460-111773-B-1-A Acquired: 4/12/2016 16:45:10 Type: Unk
Method: sw04052016(v4) Mode: CONC Corr. Factor: 1.000000
User: admin Custom ID1: Custom ID2: Custom ID3:
Comment:

Elem	Al3961	As1890	Ag3280	Ba2335	Be3130	Ca3181
Line	396.152 { 85}	189.042 {478}	328.068 {103}	233.527 {445}	313.042 {108}	318.128 {106}
IS Ref	(Y_3710)	(Y_2243)	(Y_3600)	(Y_2243)	(Y_3710)	(Y_3600)
Units	ppb	ppb	ppb	ppb	ppb	ppb
Avg	**290.2**	**6.706**	**.0196**	**113.6**	**-.2092**	**78570.**
Stddev	8.1	1.883	.4836	.4	.0869	186.
%RSD	2.790	28.07	2465.	.3661	41.55	.2362
#1	299.0	8.844	.5767	113.1	-.1761	78360.
#2	283.0	5.979	-.2932	113.8	-.3078	78610.
#3	288.6	5.296	-.2246	113.9	-.1437	78720.
Check ?	Chk Pass	Chk Pass	Chk Pass	Chk Pass	Chk Pass	Chk Pass
High Limit						
Low Limit						

Elem	Cd2265	Co2286	Cr2677	Cu3247	Fe2714	K_7664
Line	226.502 {449}	228.616 {447}	267.716 {126}	324.754 {104}	271.441 {124}	766.490 { 44}
IS Ref	(Y_2243)	(Y_2243)	(Y_3600)	(Y_3600)	(Y_3600)	(Y_3710)
Units	ppb	ppb	ppb	ppb	ppb	ppb
Avg	**.0883**	**2.648**	**1.992**	**4.626**	**224.9**	**38180.**
Stddev	.0297	.163	.383	.094	4.1	218.
%RSD	33.60	6.147	19.22	2.022	1.832	.5713
#1	.1118	2.791	1.652	4.589	220.2	38240.
#2	.0983	2.681	2.407	4.732	226.5	37940.
#3	.0550	2.471	1.917	4.556	228.0	38370.
Check ?	Chk Pass	Chk Pass	Chk Pass	Chk Pass	Chk Pass	Chk Pass
High Limit						
Low Limit						

Elem	Mg2790	Mn2576	Na5895	Ni2316	Pb2203	Sb2068
Line	279.079 {121}	257.610 {131}	589.592 { 57}	231.604 {446}	220.353 {453}	206.833 {463}
IS Ref	(Y_3600)	(Y_3600)	(Y_3710)	(Y_2243)	(Y_2243)	(Y_2243)
Units	ppb	ppb	ppb	ppb	ppb	ppb
Avg	**7492.**	**1823.**	**19210.**	**2.307**	**-1.773**	**-.0587**
Stddev	9.	3.	119.	.344	1.179	1.930
%RSD	.1214	.1755	.6218	14.93	66.52	3287.
#1	7487.	1821.	19250.	2.205	-.7910	-2.287
#2	7486.	1822.	19070.	2.025	-3.081	1.088
#3	7502.	1827.	19300.	2.690	-1.447	1.023
Check ?	Chk Pass	Chk Pass	Chk Pass	Chk Pass	Chk Pass	Chk Pass
High Limit						
Low Limit						

Sample Name: 460-111773-B-1-A Acquired: 4/12/2016 16:45:10 Type: Unk
Method: sw04052016(v4) Mode: CONC Corr. Factor: 1.000000
User: admin Custom ID1: Custom ID2: Custom ID3:
Comment:

Elem	Se196	Tl1908	V_2924	Zn2062	B_2089	Mo2020
Line	196.090 {472}	190.856 {477}	292.402 {115}	206.200 {463}	208.959 {461}	202.030 {467}
IS Ref	(Y_2243)	(Y_2243)	(Y_3600)	(Y_2243)	(Y_2243)	(Y_2243)
Units	ppb	ppb	ppb	ppb	ppb	ppb
Avg	**1.031**	**3.241**	**1.026**	**9.264**	**16.18**	**29.40**
Stddev	.542	1.295	.451	.400	.18	.18
%RSD	52.52	39.97	43.99	4.314	1.106	.6005
#1	1.386	1.796	1.452	8.806	16.35	29.42
#2	.4078	4.298	1.072	9.444	16.21	29.22
#3	1.300	3.628	.5532	9.542	16.00	29.57
Check ?	Chk Pass	Chk Pass	Chk Pass	Chk Pass	Chk Pass	Chk Pass
High Limit						
Low Limit						

Elem	Sn1899	Sr4077	Ti3349	Si2881
Line	189.989 {477}	407.771 { 83}	334.941 {101}	288.158 {117}
IS Ref	(Y_2243)	(Y_3710)	(Y_3600)	(Y_2243)
Units	ppb	ppb	ppb	ppb
Avg	**.4721**	**450.0**	**2.960**	**2711.**
Stddev	.4155	2.5	.254	24.
%RSD	88.01	.5606	8.572	.8750
#1	.6270	451.9	3.235	2738.
#2	.0014	447.2	2.736	2701.
#3	.7879	451.1	2.908	2694.
Check ?	Chk Pass	Chk Pass	Chk Pass	Chk Pass
High Limit				
Low Limit				

Int. Std.	Y_2243	Y_3600	Y_3710
Line	224.306 {450}	360.073 { 94}	371.030 { 91}
Units	Cts/S	Cts/S	Cts/S
Avg	**2897.0**	**36883.**	**5975.1**
Stddev	8.1	370.	93.0
%RSD	.27804	1.0043	1.5566
#1	2904.7	37269.	6047.5
#2	2897.5	36850.	6007.6
#3	2888.7	36530.	5870.2

Sample Name: CCV Acquired: 4/12/2016 16:57:20 Type: QC
Method: sw04052016(v4) Mode: CONC Corr. Factor: 1.000000
User: admin Custom ID1: Custom ID2: Custom ID3:
Comment:

Elem	Al3961	As1890	Ag3280	Ba2335	Be3130	Ca3181
Line	396.152 { 85}	189.042 {478}	328.068 {103}	233.527 {445}	313.042 {108}	318.128 {106}
IS Ref	(Y_3710)	(Y_2243)	(Y_3600)	(Y_2243)	(Y_3710)	(Y_3600)
Units	ppb	ppb	ppb	ppb	ppb	ppb
Avg	**126400.**	**2414.**	**1223.**	**9895.**	**996.3**	**122700.**
Stddev	608.	6.	5.	14.	2.9	387.
%RSD	.4814	.2291	.4359	.1399	.2913	.3155
#1	125900.	2419.	1217.	9896.	994.5	122300.
#2	126100.	2408.	1224.	9880.	994.7	122800.
#3	127100.	2415.	1228.	9908.	999.6	123100.
Check ?	Chk Pass	Chk Pass	Chk Pass	Chk Pass	Chk Pass	Chk Pass
Value						
Range						

Elem	Cd2265	Co2286	Cr2677	Cu3247	Fe2714	K_7664
Line	226.502 {449}	228.616 {447}	267.716 {126}	324.754 {104}	271.441 {124}	766.490 { 44}
IS Ref	(Y_2243)	(Y_2243)	(Y_3600)	(Y_3600)	(Y_3600)	(Y_3710)
Units	ppb	ppb	ppb	ppb	ppb	ppb
Avg	**1236.**	**2478.**	**4848.**	**12250.**	**100300.**	**49270.**
Stddev	2.	3.	11.	12.	430.	151.
%RSD	.1279	.1309	.2241	.1004	.4285	.3065
#1	1235.	2477.	4836.	12240.	99790.	49220.
#2	1234.	2476.	4850.	12260.	100400.	49150.
#3	1237.	2482.	4857.	12240.	100600.	49440.
Check ?	Chk Pass	Chk Pass	Chk Pass	Chk Pass	Chk Pass	Chk Pass
Value						
Range						

Elem	Mg2790	Mn2576	Na5895	Ni2316	Pb2203	Sb2068
Line	279.079 {121}	257.610 {131}	589.592 { 57}	231.604 {446}	220.353 {453}	206.833 {463}
IS Ref	(Y_3600)	(Y_3600)	(Y_3710)	(Y_2243)	(Y_2243)	(Y_2243)
Units	ppb	ppb	ppb	ppb	ppb	ppb
Avg	**120900.**	**5002.**	**122500.**	**2453.**	**7266.**	**974.7**
Stddev	120.	14.	184.	2.	12.	5.1
%RSD	.0991	.2832	.1505	.0979	.1591	.5279
#1	120800.	4986.	122400.	2454.	7266.	977.8
#2	121000.	5007.	122400.	2451.	7254.	968.7
#3	120800.	5013.	122700.	2455.	7277.	977.5
Check ?	Chk Pass	Chk Pass	Chk Pass	Chk Pass	Chk Pass	Chk Pass
Value						
Range						

Sample Name: CCV Acquired: 4/12/2016 16:57:20 Type: QC
Method: sw04052016(v4) Mode: CONC Corr. Factor: 1.000000
User: admin Custom ID1: Custom ID2: Custom ID3:
Comment:

Elem	Se196	Tl1908	V_2924	Zn2062	B_2089	Mo2020
Line	196.090 {472}	190.856 {477}	292.402 {115}	206.200 {463}	208.959 {461}	202.030 {467}
IS Ref	(Y_2243)	(Y_2243)	(Y_3600)	(Y_2243)	(Y_2243)	(Y_2243)
Units	ppb	ppb	ppb	ppb	ppb	ppb
Avg	**2414.**	**2509.**	**2483.**	**2508.**	**961.1**	**2461.**
Stddev	9.	5.	7.	6.	1.9	6.
%RSD	.3643	.1966	.2850	.2365	.1930	.2378
#1	2424.	2505.	2475.	2501.	960.7	2462.
#2	2411.	2509.	2487.	2511.	959.6	2455.
#3	2407.	2515.	2486.	2511.	963.2	2467.
Check ?	Chk Pass	Chk Pass	Chk Pass	Chk Pass	Chk Pass	Chk Pass
Value						
Range						

Elem	Sn1899	Sr4077	Ti3349	Si2881
Line	189.989 {477}	407.771 { 83}	334.941 {101}	288.158 {117}
IS Ref	(Y_2243)	(Y_3710)	(Y_3600)	(Y_2243)
Units	ppb	ppb	ppb	ppb
Avg	**983.8**	**5056.**	**10120.**	**9637.**
Stddev	1.9	17.	139.	31.
%RSD	.1953	.3428	1.369	.3253
#1	981.7	5046.	10130.	9617.
#2	985.4	5046.	9970.	9621.
#3	984.4	5076.	10250.	9673.
Check ?	Chk Pass	Chk Pass	Chk Pass	None
Value				
Range				

Int. Std.	Y_2243	Y_3600	Y_3710
Line	224.306 {450}	360.073 { 94}	371.030 { 91}
Units	Cts/S	Cts/S	Cts/S
Avg	**2780.8**	**36053.**	**6004.8**
Stddev	7.3	125.	33.0
%RSD	.26120	.34600	.54977
#1	2772.6	36179.	6024.2
#2	2783.1	36049.	6023.6
#3	2786.6	35930.	5966.7

Sample Name: CCVL Acquired: 4/12/2016 17:05:23 Type: QC
Method: sw04052016(v4) Mode: CONC Corr. Factor: 1.000000
User: admin Custom ID1: Custom ID2: Custom ID3:
Comment:

Elem	Al3961	As1890	Ag3280	Ba2335	Be3130	Ca3181
Line	396.152 { 85}	189.042 {478}	328.068 {103}	233.527 {445}	313.042 {108}	318.128 {106}
IS Ref	(Y_3710)	(Y_2243)	(Y_3600)	(Y_2243)	(Y_3710)	(Y_3600)
Units	ppb	ppb	ppb	ppb	ppb	ppb
Avg	**211.1**	**16.20**	**9.604**	**206.1**	**1.960**	**5065.**
Stddev	7.4	1.52	.323	.2	.046	41.
%RSD	3.525	9.400	3.364	.0974	2.363	.8079
#1	210.6	14.53	9.502	206.4	2.001	5071.
#2	218.8	17.51	9.966	206.0	1.970	5102.
#3	204.0	16.55	9.344	206.1	1.910	5021.
Check ?	Chk Pass	Chk Pass	Chk Pass	Chk Pass	Chk Pass	Chk Pass
Value						
Range						

Elem	Cd2265	Co2286	Cr2677	Cu3247	Fe2714	K_7664
Line	226.502 {449}	228.616 {447}	267.716 {126}	324.754 {104}	271.441 {124}	766.490 { 44}
IS Ref	(Y_2243)	(Y_2243)	(Y_3600)	(Y_3600)	(Y_3600)	(Y_3710)
Units	ppb	ppb	ppb	ppb	ppb	ppb
Avg	**4.263**	**52.51**	**9.977**	**24.50**	**156.7**	**4891.**
Stddev	.087	.17	.425	.36	2.5	39.
%RSD	2.046	.3310	4.259	1.464	1.590	.7958
#1	4.205	52.32	10.47	24.16	155.2	4848.
#2	4.221	52.55	9.759	24.47	159.5	4901.
#3	4.364	52.67	9.706	24.87	155.2	4924.
Check ?	Chk Pass	Chk Pass	Chk Pass	Chk Pass	Chk Pass	Chk Pass
Value						
Range						

Elem	Mg2790	Mn2576	Na5895	Ni2316	Pb2203	Sb2068
Line	279.079 {121}	257.610 {131}	589.592 { 57}	231.604 {446}	220.353 {453}	206.833 {463}
IS Ref	(Y_3600)	(Y_3600)	(Y_3710)	(Y_2243)	(Y_2243)	(Y_2243)
Units	ppb	ppb	ppb	ppb	ppb	ppb
Avg	**4858.**	**15.93**	**4898.**	**42.31**	**9.609**	**18.96**
Stddev	23.	.10	34.	.46	.997	.48
%RSD	.4661	.6549	.6894	1.081	10.38	2.531
#1	4860.	15.90	4862.	42.33	8.795	18.64
#2	4880.	16.05	4929.	42.76	10.72	18.74
#3	4835.	15.85	4904.	41.84	9.311	19.51
Check ?	Chk Pass	Chk Pass	Chk Pass	Chk Pass	Chk Pass	Chk Pass
Value						
Range						

Sample Name: CCVL Acquired: 4/12/2016 17:05:23 Type: QC
Method: sw04052016(v4) Mode: CONC Corr. Factor: 1.000000
User: admin Custom ID1: Custom ID2: Custom ID3:
Comment:

Elem	Se196	Tl1908	V_2924	Zn2062	B_2089	Mo2020
Line	196.090 {472}	190.856 {477}	292.402 {115}	206.200 {463}	208.959 {461}	202.030 {467}
IS Ref	(Y_2243)	(Y_2243)	(Y_3600)	(Y_2243)	(Y_2243)	(Y_2243)
Units	ppb	ppb	ppb	ppb	ppb	ppb
Avg	**16.55**	**23.06**	**50.86**	**32.16**	**49.02**	**19.64**
Stddev	4.55	1.55	.27	.33	.16	.26
%RSD	27.48	6.721	.5355	1.028	.3219	1.328
#1	11.48	22.79	50.58	31.85	49.18	19.60
#2	20.26	21.65	51.12	32.12	48.86	19.40
#3	17.90	24.72	50.88	32.51	49.03	19.91
Check ?	Chk Pass	Chk Pass	Chk Pass	Chk Pass	Chk Pass	Chk Pass
Value						
Range						

Elem	Sn1899	Sr4077	Ti3349	Si2881
Line	189.989 {477}	407.771 { 83}	334.941 {101}	288.158 {117}
IS Ref	(Y_2243)	(Y_3710)	(Y_3600)	(Y_2243)
Units	ppb	ppb	ppb	ppb
Avg	**50.66**	**20.76**	**21.09**	F **12.05**
Stddev	.13	.12	.12	9.85
%RSD	.2574	.5770	.5512	81.72
#1	50.74	20.62	21.03	23.40
#2	50.51	20.81	21.23	7.013
#3	50.73	20.84	21.02	5.739
Check ?	Chk Pass	Chk Pass	Chk Pass	Chk Fail
Value				200.0
Range				-30.50%

Int. Std.	Y_2243	Y_3600	Y_3710
Line	224.306 {450}	360.073 { 94}	371.030 { 91}
Units	Cts/S	Cts/S	Cts/S
Avg	**2968.8**	**37708.**	**5977.6**
Stddev	24.0	611.	80.2
%RSD	.80711	1.6192	1.3413
#1	2960.4	37341.	6052.8
#2	2950.2	37371.	5893.2
#3	2995.8	38413.	5986.6

Sample Name: 460-111884-A-1-A@20 Acquired: 4/12/2016 17:15:11 Type: Unk
Method: sw04052016(v4) Mode: CONC Corr. Factor: 1.000000
User: admin Custom ID1: Custom ID2: Custom ID3:
Comment:

Elem	Al3961	As1890	Ag3280	Ba2335	Be3130	Ca3181
Line	396.152 { 85}	189.042 {478}	328.068 {103}	233.527 {445}	313.042 {108}	318.128 {106}
IS Ref	(Y_3710)	(Y_2243)	(Y_3600)	(Y_2243)	(Y_3710)	(Y_3600)
Units	ppb	ppb	ppb	ppb	ppb	ppb
Avg	**20210.**	**10.24**	**1.418**	**280.7**	**5.942**	**15120.**
Stddev	79.	1.28	.087	1.0	.082	19.
%RSD	.3894	12.48	6.147	.3458	1.375	.1256
#1	20140.	10.04	1.319	281.5	5.869	15110.
#2	20300.	9.082	1.484	280.9	5.926	15100.
#3	20200.	11.61	1.451	279.6	6.031	15140.
Check ?	Chk Pass	Chk Pass	Chk Pass	Chk Pass	Chk Pass	Chk Pass
High Limit						
Low Limit						

Elem	Cd2265	Co2286	Cr2677	Cu3247	Fe2714	K_7664
Line	226.502 {449}	228.616 {447}	267.716 {126}	324.754 {104}	271.441 {124}	766.490 { 44}
IS Ref	(Y_2243)	(Y_2243)	(Y_3600)	(Y_3600)	(Y_3600)	(Y_3710)
Units	ppb	ppb	ppb	ppb	ppb	ppb
Avg	**1.418**	**18.69**	**43.44**	**932.2**	**15990.**	**875.0**
Stddev	.121	.25	.59	2.1	72.	22.2
%RSD	8.547	1.324	1.366	.2249	.4474	2.542
#1	1.548	18.58	43.34	934.0	15910.	900.6
#2	1.399	18.97	42.90	932.7	16030.	864.0
#3	1.308	18.52	44.07	929.9	16030.	860.3
Check ?	Chk Pass	Chk Pass	Chk Pass	Chk Pass	Chk Pass	Chk Pass
High Limit						
Low Limit						

Elem	Mg2790	Mn2576	Na5895	Ni2316	Pb2203	Sb2068
Line	279.079 {121}	257.610 {131}	589.592 { 57}	231.604 {446}	220.353 {453}	206.833 {463}
IS Ref	(Y_3600)	(Y_3600)	(Y_3710)	(Y_2243)	(Y_2243)	(Y_2243)
Units	ppb	ppb	ppb	ppb	ppb	ppb
Avg	**6661.**	**610.8**	**4116.**	**79.19**	**8135.**	**.9015**
Stddev	13.	.5	7.	.20	32.	.7778
%RSD	.1983	.0812	.1789	.2586	.3960	86.28
#1	6646.	611.2	4114.	79.41	8164.	.0134
#2	6664.	611.0	4124.	79.00	8140.	1.230
#3	6672.	610.3	4110.	79.18	8100.	1.461
Check ?	Chk Pass	Chk Pass	Chk Pass	Chk Pass	Chk Pass	Chk Pass
High Limit						
Low Limit						

Sample Name: 460-111884-A-1-A@20 Acquired: 4/12/2016 17:15:11 Type: Unk
Method: sw04052016(v4) Mode: CONC Corr. Factor: 1.000000
User: admin Custom ID1: Custom ID2: Custom ID3:
Comment:

Elem	Se196	Tl1908	V_2924	Zn2062	B_2089	Mo2020
Line	196.090 {472}	190.856 {477}	292.402 {115}	206.200 {463}	208.959 {461}	202.030 {467}
IS Ref	(Y_2243)	(Y_2243)	(Y_3600)	(Y_2243)	(Y_2243)	(Y_2243)
Units	ppb	ppb	ppb	ppb	ppb	ppb
Avg	**-.2370**	**-1.054**	**71.68**	**755.4**	**58.08**	**-.2831**
Stddev	3.181	1.119	.24	1.3	.44	.0873
%RSD	1342.	106.2	.3321	.1747	.7644	30.83
#1	-2.928	-2.190	71.93	756.9	58.43	-.3464
#2	3.273	-1.019	71.66	754.5	58.24	-.1835
#3	-1.056	.0474	71.45	754.7	57.58	-.3193
Check ?	Chk Pass	Chk Pass	Chk Pass	Chk Pass	Chk Pass	Chk Pass
High Limit						
Low Limit						

Elem	Sn1899	Sr4077	Ti3349	Si2881
Line	189.989 {477}	407.771 { 83}	334.941 {101}	288.158 {117}
IS Ref	(Y_2243)	(Y_3710)	(Y_3600)	(Y_2243)
Units	ppb	ppb	ppb	ppb
Avg	**4.946**	**158.7**	**25.91**	**7717.**
Stddev	.178	.3	.28	73.
%RSD	3.592	.2059	1.093	.9447
#1	4.742	158.4	26.22	7795.
#2	5.071	158.6	25.86	7706.
#3	5.023	159.1	25.66	7650.
Check ?	Chk Pass	Chk Pass	Chk Pass	Chk Pass
High Limit				
Low Limit				

Int. Std.	Y_2243	Y_3600	Y_3710
Line	224.306 {450}	360.073 { 94}	371.030 { 91}
Units	Cts/S	Cts/S	Cts/S
Avg	**3134.7**	**39808.**	**6378.7**
Stddev	11.9	134.	40.2
%RSD	.37971	.33635	.62974
#1	3121.3	39961.	6418.6
#2	3138.8	39715.	6338.3
#3	3143.9	39747.	6379.0

Sample Name: 460-111775-B-1-A Acquired: 4/12/2016 17:19:12 Type: Unk
Method: sw04052016(v4) Mode: CONC Corr. Factor: 1.000000
User: admin Custom ID1: Custom ID2: Custom ID3:
Comment:

Elem	Al3961	As1890	Ag3280	Ba2335	Be3130	Ca3181
Line	396.152 { 85}	189.042 {478}	328.068 {103}	233.527 {445}	313.042 {108}	318.128 {106}
IS Ref	(Y_3710)	(Y_2243)	(Y_3600)	(Y_2243)	(Y_3710)	(Y_3600)
Units	ppb	ppb	ppb	ppb	ppb	ppb
Avg	**8982.**	**6.727**	**.5258**	**89.01**	**.3088**	**24440.**
Stddev	39.	2.130	.5554	.30	.1662	124.
%RSD	.4335	31.66	105.6	.3399	53.80	.5081
#1	8970.	4.291	.2707	88.82	.1563	24570.
#2	9026.	7.654	1.163	88.85	.4859	24420.
#3	8951.	8.236	.1438	89.36	.2843	24320.
Check ?	Chk Pass	Chk Pass	Chk Pass	Chk Pass	Chk Pass	Chk Pass
High Limit						
Low Limit						

Elem	Cd2265	Co2286	Cr2677	Cu3247	Fe2714	K_7664
Line	226.502 {449}	228.616 {447}	267.716 {126}	324.754 {104}	271.441 {124}	766.490 { 44}
IS Ref	(Y_2243)	(Y_2243)	(Y_3600)	(Y_3600)	(Y_3600)	(Y_3710)
Units	ppb	ppb	ppb	ppb	ppb	ppb
Avg	**1.213**	**7.821**	**14.42**	**302.4**	**15280.**	**2872.**
Stddev	.067	.281	.26	.9	44.	33.
%RSD	5.479	3.594	1.769	.2835	.2908	1.153
#1	1.290	7.518	14.65	302.9	15300.	2865.
#2	1.175	7.872	14.15	302.8	15320.	2909.
#3	1.174	8.074	14.46	301.4	15230.	2844.
Check ?	Chk Pass	Chk Pass	Chk Pass	Chk Pass	Chk Pass	Chk Pass
High Limit						
Low Limit						

Elem	Mg2790	Mn2576	Na5895	Ni2316	Pb2203	Sb2068
Line	279.079 {121}	257.610 {131}	589.592 { 57}	231.604 {446}	220.353 {453}	206.833 {463}
IS Ref	(Y_3600)	(Y_3600)	(Y_3710)	(Y_2243)	(Y_2243)	(Y_2243)
Units	ppb	ppb	ppb	ppb	ppb	ppb
Avg	**6738.**	**354.0**	**6694.**	**15.40**	**116.9**	**2.265**
Stddev	39.	1.2	38.	.27	1.8	1.103
%RSD	.5728	.3301	.5740	1.784	1.502	48.68
#1	6772.	355.3	6718.	15.08	115.1	3.366
#2	6745.	353.9	6715.	15.57	118.6	1.160
#3	6696.	352.9	6650.	15.55	117.0	2.269
Check ?	Chk Pass	Chk Pass	Chk Pass	Chk Pass	Chk Pass	Chk Pass
High Limit						
Low Limit						

Sample Name: 460-111775-B-1-A Acquired: 4/12/2016 17:19:12 Type: Unk
Method: sw04052016(v4) Mode: CONC Corr. Factor: 1.000000
User: admin Custom ID1: Custom ID2: Custom ID3:
Comment:

Elem	Se196	Tl1908	V_2924	Zn2062	B_2089	Mo2020
Line	196.090 {472}	190.856 {477}	292.402 {115}	206.200 {463}	208.959 {461}	202.030 {467}
IS Ref	(Y_2243)	(Y_2243)	(Y_3600)	(Y_2243)	(Y_2243)	(Y_2243)
Units	ppb	ppb	ppb	ppb	ppb	ppb
Avg	**-3.132**	**3.611**	**33.35**	**445.5**	**40.68**	**.9354**
Stddev	2.936	1.347	.67	1.0	.88	.0429
%RSD	93.74	37.29	1.998	.2261	2.163	4.589
#1	-2.453	3.940	33.60	446.7	40.71	.8893
#2	-.5952	4.763	33.86	444.9	41.54	.9742
#3	-6.348	2.131	32.60	445.0	39.78	.9428
Check ?	Chk Pass	Chk Pass	Chk Pass	Chk Pass	Chk Pass	Chk Pass
High Limit						
Low Limit						

Elem	Sn1899	Sr4077	Ti3349	Si2881
Line	189.989 {477}	407.771 { 83}	334.941 {101}	288.158 {117}
IS Ref	(Y_2243)	(Y_3710)	(Y_3600)	(Y_2243)
Units	ppb	ppb	ppb	ppb
Avg	**5.471**	**113.2**	**233.7**	**12270.**
Stddev	.785	.6	1.3	174.
%RSD	14.35	.5218	.5354	1.420
#1	4.914	112.9	235.1	12210.
#2	6.369	113.8	233.4	12130.
#3	5.130	112.8	232.7	12460.
Check ?	Chk Pass	Chk Pass	Chk Pass	Chk Pass
High Limit				
Low Limit				

Int. Std.	Y_2243	Y_3600	Y_3710
Line	224.306 {450}	360.073 { 94}	371.030 { 91}
Units	Cts/S	Cts/S	Cts/S
Avg	**3068.9**	**38807.**	**6262.1**
Stddev	13.5	240.	103.6
%RSD	.43879	.61954	1.6538
#1	3055.1	38529.	6216.1
#2	3082.0	38947.	6189.6
#3	3069.6	38944.	6380.7

Sample Name: sample Acquired: 4/12/2016 17:27:16 Type: Unk
Method: sw04052016(v4) Mode: CONC Corr. Factor: 1.000000
User: admin Custom ID1: Custom ID2: Custom ID3:
Comment:

Elem	Al3961	As1890	Ag3280	Ba2335	Be3130	Ca3181
Line	396.152 { 85}	189.042 {478}	328.068 {103}	233.527 {445}	313.042 {108}	318.128 {106}
IS Ref	(Y_3710)	(Y_2243)	(Y_3600)	(Y_2243)	(Y_3710)	(Y_3600)
Units	ppb	ppb	ppb	ppb	ppb	ppb
Avg	**44550.**	F **893.6**	F **23.84**	**1064.**	F **26.38**	F **15010.**
Stddev	99.	2.8	.18	1.	.04	66.
%RSD	.2216	.3180	.7721	.1004	.1439	.4382
#1	44550.	894.9	23.63	1065.	26.34	14960.
#2	44450.	890.4	23.98	1063.	26.40	15000.
#3	44650.	895.6	23.91	1064.	26.41	15090.
Check ?	Chk Pass	Chk Fail	Chk Fail	Chk Pass	Chk Fail	Chk Fail
High Limit		880.0	195.5		570.0	33800.
Low Limit		575.0	117.5		402.0	23050.

Elem	Cd2265	Co2286	Cr2677	Cu3247	Fe2714	K_7664
Line	226.502 {449}	228.616 {447}	267.716 {126}	324.754 {104}	271.441 {124}	766.490 { 44}
IS Ref	(Y_2243)	(Y_2243)	(Y_3600)	(Y_3600)	(Y_3600)	(Y_3710)
Units	ppb	ppb	ppb	ppb	ppb	ppb
Avg	F **22.76**	F **265.1**	F **204.1**	F **169.6**	**65440.**	F **15660.**
Stddev	.07	1.2	1.5	.5	209.	54.
%RSD	.3217	.4391	.7426	.2923	.3191	.3442
#1	22.73	263.8	202.5	169.0	65210.	15640.
#2	22.84	265.7	204.1	169.8	65490.	15620.
#3	22.70	265.8	205.5	169.8	65620.	15720.
Check ?	Chk Fail	Chk Fail	Chk Fail	Chk Fail	Chk Pass	Chk Fail
High Limit	515.0	890.0	855.0	1020.		15400.
Low Limit	362.0	645.0	570.0	705.0		8600.

Elem	Mg2790	Mn2576	Na5895	Ni2316	Pb2203	Sb2068
Line	279.079 {121}	257.610 {131}	589.592 { 57}	231.604 {446}	220.353 {453}	206.833 {463}
IS Ref	(Y_3600)	(Y_3600)	(Y_3710)	(Y_2243)	(Y_2243)	(Y_2243)
Units	ppb	ppb	ppb	ppb	ppb	ppb
Avg	F **21770.**	F **2132.**	F **13210.**	F **291.7**	F **281.7**	**117.3**
Stddev	82.	5.	61.	.7	2.3	2.4
%RSD	.3757	.2189	.4585	.2346	.8270	2.038
#1	21720.	2129.	13200.	291.0	279.9	119.5
#2	21720.	2130.	13150.	291.7	280.9	117.7
#3	21860.	2138.	13270.	292.4	284.3	114.8
Check ?	Chk Fail	Chk Fail	Chk Fail	Chk Fail	Chk Fail	Chk Pass
High Limit	16300.	1835.	5500.	755.0	865.0	
Low Limit	10100.	1260.	3160.	535.0	595.0	

Sample Name: sample Acquired: 4/12/2016 17:27:16 Type: Unk
Method: sw04052016(v4) Mode: CONC Corr. Factor: 1.000000
User: admin Custom ID1: Custom ID2: Custom ID3:
Comment:

Elem	Se196	Tl1908	V_2924	Zn2062	B_2089	Mo2020
Line	196.090 {472}	190.856 {477}	292.402 {115}	206.200 {463}	208.959 {461}	202.030 {467}
IS Ref	(Y_2243)	(Y_2243)	(Y_3600)	(Y_2243)	(Y_2243)	(Y_2243)
Units	ppb	ppb	ppb	ppb	ppb	ppb
Avg	**866.6**	F **981.6**	F **340.6**	F **584.5**	F **258.9**	F **226.4**
Stddev	1.3	.6	.8	3.0	.5	.3
%RSD	.1542	.0595	.2290	.5163	.1846	.1191
#1	868.1	982.3	341.5	581.0	259.5	226.2
#2	866.1	981.1	340.0	586.3	258.8	226.5
#3	865.5	981.5	340.3	586.1	258.6	226.7
Check ?	Chk Pass	Chk Fail	Chk Fail	Chk Fail	Chk Fail	Chk Fail
High Limit		855.0	595.0	1115.	800.0	705.0
Low Limit		560.0	373.0	795.0	459.0	457.5

Elem	Sn1899	Sr4077	Ti3349	Si2881
Line	189.989 {477}	407.771 { 83}	334.941 {101}	288.158 {117}
IS Ref	(Y_2243)	(Y_3710)	(Y_3600)	(Y_2243)
Units	ppb	ppb	ppb	ppb
Avg	F **234.9**	F **310.8**	**1842.**	**2414.**
Stddev	.8	1.5	2.	3.
%RSD	.3221	.4682	.1258	.1337
#1	234.1	312.0	1839.	2418.
#2	235.5	309.2	1843.	2411.
#3	235.2	311.1	1844.	2414.
Check ?	Chk Fail	Chk Fail	Chk Pass	None
High Limit	885.0	630.0		
Low Limit	550.0	423.0		

Int. Std.	Y_2243	Y_3600	Y_3710
Line	224.306 {450}	360.073 { 94}	371.030 { 91}
Units	Cts/S	Cts/S	Cts/S
Avg	**3005.7**	**38338.**	**6170.2**
Stddev	13.5	172.	41.9
%RSD	.45029	.44846	.67843
#1	2991.0	38140.	6206.6
#2	3008.6	38446.	6179.4
#3	3017.7	38428.	6124.5

Sample Name: MB 460-362088/1-A Acquired: 4/12/2016 17:31:10 Type: QC
Method: sw04052016(v4) Mode: CONC Corr. Factor: 1.000000
User: admin Custom ID1: Custom ID2: Custom ID3:
Comment:

Elem	Al3961	As1890	Ag3280	Ba2335	Be3130	Ca3181
Line	396.152 { 85}	189.042 {478}	328.068 {103}	233.527 {445}	313.042 {108}	318.128 {106}
IS Ref	(Y_3710)	(Y_2243)	(Y_3600)	(Y_2243)	(Y_3710)	(Y_3600)
Units	ppb	ppb	ppb	ppb	ppb	ppb
Avg	**3.081**	**.0010**	**-.1346**	**.0146**	**-.0825**	**11.37**
Stddev	7.261	1.538	.6027	.1102	.1139	3.89
%RSD	235.7	160100.	447.6	757.0	138.1	34.18
#1	11.46	.2737	-.7434	-.1098	-.0066	9.265
#2	-.8306	1.384	.4619	.1000	-.0273	8.989
#3	-1.386	-1.655	-.1224	.0535	-.2135	15.85
Check ?	Chk Pass	Chk Pass	Chk Pass	Chk Pass	Chk Pass	Chk Pass
High Limit						
Low Limit						

Elem	Cd2265	Co2286	Cr2677	Cu3247	Fe2714	K_7664
Line	226.502 {449}	228.616 {447}	267.716 {126}	324.754 {104}	271.441 {124}	766.490 { 44}
IS Ref	(Y_2243)	(Y_2243)	(Y_3600)	(Y_3600)	(Y_3600)	(Y_3710)
Units	ppb	ppb	ppb	ppb	ppb	ppb
Avg	**.0708**	**-.1759**	**-.0187**	**-.1270**	**-7.835**	**.5214**
Stddev	.0132	.2614	.2388	.5186	12.91	21.13
%RSD	18.69	148.6	1276.	408.4	164.7	4052.
#1	.0773	-.0666	-.2944	-.5609	-21.15	24.68
#2	.0556	-.4742	.1197	.4473	-6.974	-8.641
#3	.0796	.0131	.1186	-.2674	4.617	-14.48
Check ?	Chk Pass	Chk Pass	Chk Pass	Chk Pass	Chk Pass	Chk Pass
High Limit						
Low Limit						

Elem	Mg2790	Mn2576	Na5895	Ni2316	Pb2203	Sb2068
Line	279.079 {121}	257.610 {131}	589.592 { 57}	231.604 {446}	220.353 {453}	206.833 {463}
IS Ref	(Y_3600)	(Y_3600)	(Y_3710)	(Y_2243)	(Y_2243)	(Y_2243)
Units	ppb	ppb	ppb	ppb	ppb	ppb
Avg	**-.3386**	**.0132**	**20.91**	**.3352**	**.2232**	**.9895**
Stddev	2.568	.0218	11.47	.2327	2.078	.2250
%RSD	758.5	165.2	54.86	69.40	930.8	22.74
#1	-1.485	.0074	15.14	.5581	-.7508	.9792
#2	2.603	-.0051	34.12	.3538	2.609	1.220
#3	-2.134	.0373	13.47	.0939	-1.189	.7698
Check ?	Chk Pass	Chk Pass	Chk Pass	Chk Pass	Chk Pass	Chk Pass
High Limit						
Low Limit						

Sample Name: MB 460-362088/1-A Acquired: 4/12/2016 17:31:10 Type: QC
Method: sw04052016(v4) Mode: CONC Corr. Factor: 1.000000
User: admin Custom ID1: Custom ID2: Custom ID3:
Comment:

Elem	Se196	Tl1908	V_2924	Zn2062	B_2089	Mo2020
Line	196.090 {472}	190.856 {477}	292.402 {115}	206.200 {463}	208.959 {461}	202.030 {467}
IS Ref	(Y_2243)	(Y_2243)	(Y_3600)	(Y_2243)	(Y_2243)	(Y_2243)
Units	ppb	ppb	ppb	ppb	ppb	ppb
Avg	**-2.268**	**.1324**	**-.2320**	**.5916**	**.4169**	**-.1696**
Stddev	1.263	.3486	.1619	.1688	.2509	.0293
%RSD	55.66	263.4	69.81	28.53	60.18	17.28
#1	-2.332	.0474	-.1980	.5557	.6945	-.1636
#2	-.9751	-.1660	-.4082	.7755	.2060	-.2014
#3	-3.498	.5156	-.0897	.4437	.3503	-.1437
Check ?	Chk Pass	Chk Pass	Chk Pass	Chk Pass	Chk Pass	Chk Pass
High Limit						
Low Limit						

Elem	Sn1899	Sr4077	Ti3349	Si2881
Line	189.989 {477}	407.771 { 83}	334.941 {101}	288.158 {117}
IS Ref	(Y_2243)	(Y_3710)	(Y_3600)	(Y_2243)
Units	ppb	ppb	ppb	ppb
Avg	**1.057**	**-.0507**	**.1141**	**8.432**
Stddev	.774	.0232	.2502	11.90
%RSD	73.21	45.77	219.3	141.2
#1	1.733	-.0356	.3747	18.70
#2	1.226	-.0391	.0918	11.21
#3	.2127	-.0774	-.1242	-4.615
Check ?	Chk Pass	Chk Pass	Chk Pass	None
High Limit				
Low Limit				

Int. Std.	Y_2243	Y_3600	Y_3710
Line	224.306 {450}	360.073 { 94}	371.030 { 91}
Units	Cts/S	Cts/S	Cts/S
Avg	**3004.5**	**37874.**	**6005.8**
Stddev	3.6	265.	100.3
%RSD	.12102	.69997	1.6700
#1	3000.3	37573.	5899.7
#2	3006.5	37979.	6099.1
#3	3006.7	38071.	6018.7

Sample Name: 460-110397-E-16-G DU Acquired: 4/12/2016 17:39:12 Type: Unk
Method: sw04052016(v4) Mode: CONC Corr. Factor: 1.000000
User: admin Custom ID1: Custom ID2: Custom ID3:
Comment:

Elem	Al3961	As1890	Ag3280	Ba2335	Be3130	Ca3181
Line	396.152 { 85}	189.042 {478}	328.068 {103}	233.527 {445}	313.042 {108}	318.128 {106}
IS Ref	(Y_3710)	(Y_2243)	(Y_3600)	(Y_2243)	(Y_3710)	(Y_3600)
Units	ppb	ppb	ppb	ppb	ppb	ppb
Avg	**1306.**	**6.159**	**.1405**	**24.11**	**-.0519**	**34380.**
Stddev	18.	1.411	.4346	.11	.1085	66.
%RSD	1.400	22.91	309.2	.4724	209.0	.1921
#1	1291.	4.530	.1507	24.12	-.1541	34390.
#2	1326.	6.958	-.2990	24.22	.0619	34310.
#3	1301.	6.989	.5699	23.99	-.0636	34440.
Check ?	Chk Pass	Chk Pass	Chk Pass	Chk Pass	Chk Pass	Chk Pass
High Limit						
Low Limit						

Elem	Cd2265	Co2286	Cr2677	Cu3247	Fe2714	K_7664
Line	226.502 {449}	228.616 {447}	267.716 {126}	324.754 {104}	271.441 {124}	766.490 { 44}
IS Ref	(Y_2243)	(Y_2243)	(Y_3600)	(Y_3600)	(Y_3600)	(Y_3710)
Units	ppb	ppb	ppb	ppb	ppb	ppb
Avg	**.0654**	**-.3205**	**2.259**	**8.676**	**159.4**	**2813.**
Stddev	.0496	.0844	.176	.112	5.7	48.
%RSD	75.93	26.33	7.781	1.295	3.565	1.706
#1	.0106	-.2235	2.058	8.784	154.0	2809.
#2	.0782	-.3771	2.336	8.559	165.4	2862.
#3	.1074	-.3610	2.384	8.685	158.8	2766.
Check ?	Chk Pass	Chk Pass	Chk Pass	Chk Pass	Chk Pass	Chk Pass
High Limit						
Low Limit						

Elem	Mg2790	Mn2576	Na5895	Ni2316	Pb2203	Sb2068
Line	279.079 {121}	257.610 {131}	589.592 { 57}	231.604 {446}	220.353 {453}	206.833 {463}
IS Ref	(Y_3600)	(Y_3600)	(Y_3710)	(Y_2243)	(Y_2243)	(Y_2243)
Units	ppb	ppb	ppb	ppb	ppb	ppb
Avg	**316.5**	**3.808**	**13410.**	**1.823**	**-4.226**	**2.825**
Stddev	2.9	.067	27.	.243	.837	1.805
%RSD	.9085	1.755	.2041	13.32	19.81	63.90
#1	319.1	3.881	13380.	2.092	-3.688	3.431
#2	316.9	3.750	13430.	1.758	-5.190	4.249
#3	313.4	3.793	13430.	1.620	-3.799	.7948
Check ?	Chk Pass	Chk Pass	Chk Pass	Chk Pass	Chk Pass	Chk Pass
High Limit						
Low Limit						

Sample Name: 460-110397-E-16-G DU Acquired: 4/12/2016 17:39:12 Type: Unk
Method: sw04052016(v4) Mode: CONC Corr. Factor: 1.000000
User: admin Custom ID1: Custom ID2: Custom ID3:
Comment:

Elem	Se196	Tl1908	V_2924	Zn2062	B_2089	Mo2020
Line	196.090 {472}	190.856 {477}	292.402 {115}	206.200 {463}	208.959 {461}	202.030 {467}
IS Ref	(Y_2243)	(Y_2243)	(Y_3600)	(Y_2243)	(Y_2243)	(Y_2243)
Units	ppb	ppb	ppb	ppb	ppb	ppb
Avg	**1.972**	**.6669**	**45.11**	**10.41**	**58.50**	**3.039**
Stddev	.070	1.032	.12	.26	1.31	.091
%RSD	3.571	154.8	.2614	2.501	2.244	3.012
#1	1.944	-.4472	44.98	10.41	57.24	2.948
#2	1.920	1.591	45.13	10.67	59.86	3.036
#3	2.052	.8566	45.21	10.15	58.41	3.131
Check ?	Chk Pass	Chk Pass	Chk Pass	Chk Pass	Chk Pass	Chk Pass
High Limit						
Low Limit						

Elem	Sn1899	Sr4077	Ti3349	Si2881
Line	189.989 {477}	407.771 { 83}	334.941 {101}	288.158 {117}
IS Ref	(Y_2243)	(Y_3710)	(Y_3600)	(Y_2243)
Units	ppb	ppb	ppb	ppb
Avg	**.8094**	**196.8**	**10.62**	**5168.**
Stddev	.6245	.5	.05	33.
%RSD	77.16	.2565	.4505	.6398
#1	1.507	196.8	10.65	5163.
#2	.6185	197.3	10.63	5203.
#3	.3026	196.3	10.56	5137.
Check ?	Chk Pass	Chk Pass	Chk Pass	Chk Pass
High Limit				
Low Limit				

Int. Std.	Y_2243	Y_3600	Y_3710
Line	224.306 {450}	360.073 { 94}	371.030 { 91}
Units	Cts/S	Cts/S	Cts/S
Avg	**2955.8**	**37782.**	**6043.9**
Stddev	4.3	39.	39.3
%RSD	.14579	.10446	.65048
#1	2960.5	37780.	6088.7
#2	2952.1	37823.	6028.1
#3	2954.6	37744.	6015.0

Sample Name: 460-111776-B-1-A Acquired: 4/12/2016 17:23:14 Type: Unk
Method: sw04052016(v4) Mode: CONC Corr. Factor: 1.000000
User: admin Custom ID1: Custom ID2: Custom ID3:
Comment:

Elem	Al3961	As1890	Ag3280	Ba2335	Be3130	Ca3181
Line	396.152 { 85}	189.042 {478}	328.068 {103}	233.527 {445}	313.042 {108}	318.128 {106}
IS Ref	(Y_3710)	(Y_2243)	(Y_3600)	(Y_2243)	(Y_3710)	(Y_3600)
Units	ppb	ppb	ppb	ppb	ppb	ppb
Avg	**5307.**	**11.94**	**1.338**	**99.86**	**.1518**	**10350.**
Stddev	23.	.56	.203	.23	.0718	35.
%RSD	.4349	4.684	15.20	.2253	47.29	.3407
#1	5310.	11.46	1.329	100.1	.2182	10350.
#2	5282.	11.79	1.546	99.69	.0756	10380.
#3	5328.	12.55	1.139	99.76	.1616	10310.
Check ?	Chk Pass	Chk Pass	Chk Pass	Chk Pass	Chk Pass	Chk Pass
High Limit						
Low Limit						

Elem	Cd2265	Co2286	Cr2677	Cu3247	Fe2714	K_7664
Line	226.502 {449}	228.616 {447}	267.716 {126}	324.754 {104}	271.441 {124}	766.490 { 44}
IS Ref	(Y_2243)	(Y_2243)	(Y_3600)	(Y_3600)	(Y_3600)	(Y_3710)
Units	ppb	ppb	ppb	ppb	ppb	ppb
Avg	**4.061**	**4.048**	**17.86**	**949.6**	**9016.**	**1452.**
Stddev	.104	.243	.20	1.9	31.	13.
%RSD	2.557	6.011	1.129	.2000	.3440	.9258
#1	4.072	4.178	17.71	951.4	9045.	1447.
#2	4.159	4.199	17.77	947.6	9020.	1442.
#3	3.952	3.767	18.09	949.8	8983.	1468.
Check ?	Chk Pass	Chk Pass	Chk Pass	Chk Pass	Chk Pass	Chk Pass
High Limit						
Low Limit						

Elem	Mg2790	Mn2576	Na5895	Ni2316	Pb2203	Sb2068
Line	279.079 {121}	257.610 {131}	589.592 { 57}	231.604 {446}	220.353 {453}	206.833 {463}
IS Ref	(Y_3600)	(Y_3600)	(Y_3710)	(Y_2243)	(Y_2243)	(Y_2243)
Units	ppb	ppb	ppb	ppb	ppb	ppb
Avg	**2608.**	**190.6**	**2044.**	**20.56**	**411.4**	**2.911**
Stddev	21.	1.0	4.	.27	1.9	.976
%RSD	.8030	.5489	.1719	1.335	.4498	33.54
#1	2621.	191.1	2047.	20.81	412.6	1.806
#2	2620.	191.2	2044.	20.27	409.2	3.658
#3	2584.	189.4	2040.	20.60	412.2	3.269
Check ?	Chk Pass	Chk Pass	Chk Pass	Chk Pass	Chk Pass	Chk Pass
High Limit						
Low Limit						

Sample Name: 460-111776-B-1-A Acquired: 4/12/2016 17:23:14 Type: Unk
Method: sw04052016(v4) Mode: CONC Corr. Factor: 1.000000
User: admin Custom ID1: Custom ID2: Custom ID3:
Comment:

Elem	Se196	Tl1908	V_2924	Zn2062	B_2089	Mo2020
Line	196.090 {472}	190.856 {477}	292.402 {115}	206.200 {463}	208.959 {461}	202.030 {467}
IS Ref	(Y_2243)	(Y_2243)	(Y_3600)	(Y_2243)	(Y_2243)	(Y_2243)
Units	ppb	ppb	ppb	ppb	ppb	ppb
Avg	**-4.257**	**2.813**	**14.65**	**880.8**	**17.80**	**.9362**
Stddev	1.393	1.560	.54	2.9	.16	.1077
%RSD	32.73	55.47	3.695	.3317	.9109	11.51
#1	-5.244	3.915	14.44	882.1	17.92	.8407
#2	-4.863	3.496	15.26	877.4	17.61	.9148
#3	-2.663	1.028	14.24	882.9	17.86	1.053
Check ?	Chk Pass	Chk Pass	Chk Pass	Chk Pass	Chk Pass	Chk Pass
High Limit						
Low Limit						

Elem	Sn1899	Sr4077	Ti3349	Si2881
Line	189.989 {477}	407.771 { 83}	334.941 {101}	288.158 {117}
IS Ref	(Y_2243)	(Y_3710)	(Y_3600)	(Y_2243)
Units	ppb	ppb	ppb	ppb
Avg	**20.63**	**54.14**	**106.2**	**5359.**
Stddev	.32	.19	1.0	25.
%RSD	1.568	.3436	.9733	.4678
#1	20.26	54.29	107.3	5342.
#2	20.86	54.20	105.2	5388.
#3	20.78	53.93	106.1	5349.
Check ?	Chk Pass	Chk Pass	Chk Pass	Chk Pass
High Limit				
Low Limit				

Int. Std.	Y_2243	Y_3600	Y_3710
Line	224.306 {450}	360.073 { 94}	371.030 { 91}
Units	Cts/S	Cts/S	Cts/S
Avg	**3069.9**	**38983.**	**6313.0**
Stddev	19.7	261.	37.0
%RSD	.64172	.66933	.58585
#1	3090.8	39284.	6339.8
#2	3067.4	38830.	6328.5
#3	3051.6	38834.	6270.8

Sample Name: sd 460-110397-E-16-F Acquired: 4/12/2016 17:47:31 Type: Unk
Method: sw04052016(v4) Mode: CONC Corr. Factor: 1.000000
User: admin Custom ID1: Custom ID2: Custom ID3:
Comment:

Elem	Al3961	As1890	Ag3280	Ba2335	Be3130	Ca3181
Line	396.152 { 85}	189.042 {478}	328.068 {103}	233.527 {445}	313.042 {108}	318.128 {106}
IS Ref	(Y_3710)	(Y_2243)	(Y_3600)	(Y_2243)	(Y_3710)	(Y_3600)
Units	ppb	ppb	ppb	ppb	ppb	ppb
Avg	**240.7**	**2.952**	**-.0584**	**4.489**	**-.1729**	**6728.**
Stddev	10.0	2.528	.2233	.088	.0769	9.
%RSD	4.171	85.63	382.2	1.966	44.46	.1365
#1	236.5	.4724	-.0679	4.565	-.2506	6722.
#2	233.5	5.525	-.2769	4.392	-.0969	6739.
#3	252.2	2.858	.1695	4.508	-.1711	6725.
Check ?	Chk Pass	Chk Pass	Chk Pass	Chk Pass	Chk Pass	Chk Pass
High Limit						
Low Limit						

Elem	Cd2265	Co2286	Cr2677	Cu3247	Fe2714	K_7664
Line	226.502 {449}	228.616 {447}	267.716 {126}	324.754 {104}	271.441 {124}	766.490 { 44}
IS Ref	(Y_2243)	(Y_2243)	(Y_3600)	(Y_3600)	(Y_3600)	(Y_3710)
Units	ppb	ppb	ppb	ppb	ppb	ppb
Avg	**.0199**	**-.4091**	**.8555**	**1.736**	**22.25**	**544.5**
Stddev	.1405	.2647	.1260	.178	18.14	13.8
%RSD	707.3	64.72	14.73	10.27	81.53	2.538
#1	-.0343	-.7133	.8539	1.701	11.16	549.4
#2	-.0854	-.2830	.9822	1.577	43.18	555.3
#3	.1793	-.2309	.7303	1.929	12.40	528.9
Check ?	Chk Pass	Chk Pass	Chk Pass	Chk Pass	Chk Pass	Chk Pass
High Limit						
Low Limit						

Elem	Mg2790	Mn2576	Na5895	Ni2316	Pb2203	Sb2068
Line	279.079 {121}	257.610 {131}	589.592 { 57}	231.604 {446}	220.353 {453}	206.833 {463}
IS Ref	(Y_3600)	(Y_3600)	(Y_3710)	(Y_2243)	(Y_2243)	(Y_2243)
Units	ppb	ppb	ppb	ppb	ppb	ppb
Avg	**61.63**	**.7971**	**2636.**	**.7466**	**-1.089**	**.4263**
Stddev	1.57	.1080	11.	.3670	.641	1.776
%RSD	2.545	13.55	.4148	49.15	58.86	416.6
#1	59.82	.6789	2647.	.4761	-.7956	-1.297
#2	62.54	.8215	2635.	.5996	-.6467	.3254
#3	62.53	.8908	2625.	1.164	-1.823	2.250
Check ?	Chk Pass	Chk Pass	Chk Pass	Chk Pass	Chk Pass	Chk Pass
High Limit						
Low Limit						

Sample Name: sd 460-110397-E-16-F Acquired: 4/12/2016 17:47:31 Type: Unk
Method: sw04052016(v4) Mode: CONC Corr. Factor: 1.000000
User: admin Custom ID1: Custom ID2: Custom ID3:
Comment:

Elem	Se196	Tl1908	V_2924	Zn2062	B_2089	Mo2020
Line	196.090 {472}	190.856 {477}	292.402 {115}	206.200 {463}	208.959 {461}	202.030 {467}
IS Ref	(Y_2243)	(Y_2243)	(Y_3600)	(Y_2243)	(Y_2243)	(Y_2243)
Units	ppb	ppb	ppb	ppb	ppb	ppb
Avg	**-1.571**	**.2562**	**8.631**	**2.712**	**11.44**	**.3707**
Stddev	.388	.3687	.169	.133	.11	.1618
%RSD	24.69	143.9	1.961	4.886	.9367	43.64
#1	-1.683	.4877	8.439	2.559	11.32	.4224
#2	-1.891	-.1690	8.693	2.787	11.47	.5003
#3	-1.140	.4498	8.760	2.790	11.53	.1894
Check ?	Chk Pass	Chk Pass	Chk Pass	Chk Pass	Chk Pass	Chk Pass
High Limit						
Low Limit						

Elem	Sn1899	Sr4077	Ti3349	Si2881
Line	189.989 {477}	407.771 { 83}	334.941 {101}	288.158 {117}
IS Ref	(Y_2243)	(Y_3710)	(Y_3600)	(Y_2243)
Units	ppb	ppb	ppb	ppb
Avg	**1.051**	**38.52**	**2.054**	**995.0**
Stddev	.288	.22	.340	18.8
%RSD	27.42	.5651	16.57	1.885
#1	.7564	38.55	2.417	981.8
#2	1.064	38.29	2.003	986.7
#3	1.332	38.72	1.742	1016.
Check ?	Chk Pass	Chk Pass	Chk Pass	Chk Pass
High Limit				
Low Limit				

Int. Std.	Y_2243	Y_3600	Y_3710
Line	224.306 {450}	360.073 { 94}	371.030 { 91}
Units	Cts/S	Cts/S	Cts/S
Avg	**3003.2**	**38437.**	**6177.2**
Stddev	7.5	105.	40.2
%RSD	.24959	.27437	.65122
#1	3000.0	38348.	6130.7
#2	3011.8	38553.	6201.4
#3	2997.8	38409.	6199.3

Sample Name: CCB Acquired: 4/12/2016 17:59:25 Type: QC
Method: sw04052016(v4) Mode: CONC Corr. Factor: 1.000000
User: admin Custom ID1: Custom ID2: Custom ID3:
Comment:

Elem	Al3961	As1890	Ag3280	Ba2335	Be3130	Ca3181
Line	396.152 { 85}	189.042 {478}	328.068 {103}	233.527 {445}	313.042 {108}	318.128 {106}
IS Ref	(Y_3710)	(Y_2243)	(Y_3600)	(Y_2243)	(Y_3710)	(Y_3600)
Units	ppb	ppb	ppb	ppb	ppb	ppb
Avg	**-5.104**	**-.1370**	**-.4022**	**.0146**	**-.0975**	**2.583**
Stddev	12.94	1.590	.0433	.0836	.1256	2.659
%RSD	253.6	1161.	10.76	573.2	128.8	103.0
#1	-19.94	-1.404	-.4187	-.0408	-.0152	2.640
#2	3.879	1.648	-.4348	.1107	-.2420	-.1045
#3	.7522	-.6540	-.3531	-.0261	-.0352	5.213
Check ?	Chk Pass	Chk Pass	Chk Pass	Chk Pass	Chk Pass	Chk Pass
High Limit						
Low Limit						

Elem	Cd2265	Co2286	Cr2677	Cu3247	Fe2714	K_7664
Line	226.502 {449}	228.616 {447}	267.716 {126}	324.754 {104}	271.441 {124}	766.490 { 44}
IS Ref	(Y_2243)	(Y_2243)	(Y_3600)	(Y_3600)	(Y_3600)	(Y_3710)
Units	ppb	ppb	ppb	ppb	ppb	ppb
Avg	**.0459**	**-.1402**	**.0753**	**.1039**	**-2.843**	**21.90**
Stddev	.0649	.3632	.7986	.3514	14.25	6.45
%RSD	141.4	259.1	1060.	338.2	501.3	29.47
#1	.1037	.2686	-.1003	.5088	4.703	24.96
#2	.0585	-.2631	.9471	-.1208	-19.28	26.24
#3	-.0244	-.4260	-.6208	-.0763	6.051	14.48
Check ?	Chk Pass	Chk Pass	Chk Pass	Chk Pass	Chk Pass	Chk Pass
High Limit						
Low Limit						

Elem	Mg2790	Mn2576	Na5895	Ni2316	Pb2203	Sb2068
Line	279.079 {121}	257.610 {131}	589.592 { 57}	231.604 {446}	220.353 {453}	206.833 {463}
IS Ref	(Y_3600)	(Y_3600)	(Y_3710)	(Y_2243)	(Y_2243)	(Y_2243)
Units	ppb	ppb	ppb	ppb	ppb	ppb
Avg	**.6483**	**.1211**	**22.75**	**.3312**	**.9931**	**1.059**
Stddev	2.045	.0403	2.67	.2097	.9547	.662
%RSD	315.5	33.28	11.72	63.32	96.13	62.56
#1	-.5743	.1572	19.78	.3864	1.939	.5429
#2	-.4900	.1285	23.55	.5077	1.011	1.806
#3	3.009	.0776	24.93	.0994	.0295	.8276
Check ?	Chk Pass	Chk Pass	Chk Pass	Chk Pass	Chk Pass	Chk Pass
High Limit						
Low Limit						

Sample Name: CCB Acquired: 4/12/2016 17:59:25 Type: QC
Method: sw04052016(v4) Mode: CONC Corr. Factor: 1.000000
User: admin Custom ID1: Custom ID2: Custom ID3:
Comment:

Elem	Se196	Tl1908	V_2924	Zn2062	B_2089	Mo2020
Line	196.090 {472}	190.856 {477}	292.402 {115}	206.200 {463}	208.959 {461}	202.030 {467}
IS Ref	(Y_2243)	(Y_2243)	(Y_3600)	(Y_2243)	(Y_2243)	(Y_2243)
Units	ppb	ppb	ppb	ppb	ppb	ppb
Avg	**-.6622**	**.9693**	**.0917**	**.0076**	**1.524**	**.7590**
Stddev	2.360	.8516	.1422	.3228	.245	.3870
%RSD	356.4	87.86	155.0	4248.	16.05	50.99
#1	-2.975	.1465	.1586	.3640	1.783	1.205
#2	-.7536	.9141	-.0716	-.0764	1.492	.5634
#3	1.742	1.847	.1881	-.2649	1.297	.5088
Check ?	Chk Pass	Chk Pass	Chk Pass	Chk Pass	Chk Pass	Chk Pass
High Limit						
Low Limit						

Elem	Sn1899	Sr4077	Ti3349	Si2881
Line	189.989 {477}	407.771 { 83}	334.941 {101}	288.158 {117}
IS Ref	(Y_2243)	(Y_3710)	(Y_3600)	(Y_2243)
Units	ppb	ppb	ppb	ppb
Avg	**.4500**	**.0667**	**.3610**	**11.88**
Stddev	.5666	.0179	.2376	12.12
%RSD	125.9	26.86	65.82	102.0
#1	1.077	.0782	.6202	24.41
#2	.2975	.0758	.3093	.2241
#3	-.0248	.0460	.1535	11.01
Check ?	Chk Pass	Chk Pass	Chk Pass	None
High Limit				
Low Limit				

Int. Std.	Y_2243	Y_3600	Y_3710
Line	224.306 {450}	360.073 { 94}	371.030 { 91}
Units	Cts/S	Cts/S	Cts/S
Avg	**2977.2**	**37994.**	**6041.8**
Stddev	8.8	125.	43.6
%RSD	.29616	.32807	.72204
#1	2967.0	37926.	5991.8
#2	2982.3	37919.	6072.3
#3	2982.4	38138.	6061.3

Sample Name: LCS 460-362088/2-A Acquired: 4/12/2016 17:35:22 Type: QC
Method: sw04052016(v4) Mode: CONC Corr. Factor: 1.000000
User: admin Custom ID1: Custom ID2: Custom ID3:
Comment:

Elem	Al3961	As1890	Ag3280	Ba2335	Be3130	Ca3181
Line	396.152 { 85}	189.042 {478}	328.068 {103}	233.527 {445}	313.042 {108}	318.128 {106}
IS Ref	(Y_3710)	(Y_2243)	(Y_3600)	(Y_2243)	(Y_3710)	(Y_3600)
Units	ppb	ppb	ppb	ppb	ppb	ppb
Avg	**1941.**	**1748.**	**46.60**	**1864.**	**48.20**	**18590.**
Stddev	7.	7.	.45	2.	.09	44.
%RSD	.3726	.3942	.9598	.1338	.1848	.2355
#1	1948.	1740.	47.10	1863.	48.11	18630.
#2	1934.	1754.	46.43	1867.	48.29	18580.
#3	1941.	1749.	46.26	1864.	48.21	18540.
Check ?	Chk Pass	Chk Pass	Chk Pass	Chk Pass	Chk Pass	Chk Pass
Value						
Range						

Elem	Cd2265	Co2286	Cr2677	Cu3247	Fe2714	K_7664
Line	226.502 {449}	228.616 {447}	267.716 {126}	324.754 {104}	271.441 {124}	766.490 { 44}
IS Ref	(Y_2243)	(Y_2243)	(Y_3600)	(Y_3600)	(Y_3600)	(Y_3710)
Units	ppb	ppb	ppb	ppb	ppb	ppb
Avg	**47.52**	**478.5**	**191.1**	**229.2**	**981.8**	**17280.**
Stddev	.05	.5	1.4	1.4	13.3	41.
%RSD	.1128	.0993	.7156	.6169	1.356	.2368
#1	47.46	478.3	192.1	230.6	989.2	17280.
#2	47.52	479.0	191.6	227.8	966.5	17320.
#3	47.57	478.1	189.5	229.3	989.8	17240.
Check ?	Chk Pass	Chk Pass	Chk Pass	Chk Pass	Chk Pass	Chk Pass
Value						
Range						

Elem	Mg2790	Mn2576	Na5895	Ni2316	Pb2203	Sb2068
Line	279.079 {121}	257.610 {131}	589.592 { 57}	231.604 {446}	220.353 {453}	206.833 {463}
IS Ref	(Y_3600)	(Y_3600)	(Y_3710)	(Y_2243)	(Y_2243)	(Y_2243)
Units	ppb	ppb	ppb	ppb	ppb	ppb
Avg	**17660.**	**486.2**	**18170.**	**480.8**	**438.8**	**449.3**
Stddev	40.	.1	20.	.3	2.7	1.0
%RSD	.2240	.0281	.1073	.0587	.6090	.2222
#1	17690.	486.4	18180.	480.5	436.1	448.9
#2	17620.	486.3	18150.	481.0	441.4	450.5
#3	17680.	486.1	18180.	481.0	438.8	448.6
Check ?	Chk Pass	Chk Pass	Chk Pass	Chk Pass	Chk Pass	Chk Pass
Value						
Range						

Sample Name: LCS 460-362088/2-A Acquired: 4/12/2016 17:35:22 Type: QC
Method: sw04052016(v4) Mode: CONC Corr. Factor: 1.000000
User: admin Custom ID1: Custom ID2: Custom ID3:
Comment:

Elem	Se196	Tl1908	V_2924	Zn2062	B_2089	Mo2020
Line	196.090 {472}	190.856 {477}	292.402 {115}	206.200 {463}	208.959 {461}	202.030 {467}
IS Ref	(Y_2243)	(Y_2243)	(Y_3600)	(Y_2243)	(Y_2243)	(Y_2243)
Units	ppb	ppb	ppb	ppb	ppb	ppb
Avg	**1774.**	**2009.**	**480.6**	**495.2**	**448.0**	**463.7**
Stddev	5.	6.	2.1	1.1	1.3	.2
%RSD	.2608	.3150	.4320	.2170	.2880	.0479
#1	1769.	2008.	482.3	495.8	446.6	463.4
#2	1774.	2016.	481.3	495.8	448.8	463.9
#3	1778.	2003.	478.3	493.9	448.8	463.8
Check ?	Chk Pass	Chk Pass	Chk Pass	Chk Pass	Chk Pass	Chk Pass
Value						
Range						

Elem	Sn1899	Sr4077	Ti3349	Si2881
Line	189.989 {477}	407.771 { 83}	334.941 {101}	288.158 {117}
IS Ref	(Y_2243)	(Y_3710)	(Y_3600)	(Y_2243)
Units	ppb	ppb	ppb	ppb
Avg	**471.5**	**476.8**	**487.8**	**48.47**
Stddev	1.1	.5	.4	2.17
%RSD	.2284	.1060	.0898	4.487
#1	471.1	477.4	488.2	49.41
#2	472.7	476.4	487.9	50.01
#3	470.6	476.6	487.4	45.98
Check ?	Chk Pass	Chk Pass	Chk Pass	None
Value				
Range				

Int. Std.	Y_2243	Y_3600	Y_3710
Line	224.306 {450}	360.073 { 94}	371.030 { 91}
Units	Cts/S	Cts/S	Cts/S
Avg	**2968.1**	**37879.**	**6078.6**
Stddev	7.8	163.	18.8
%RSD	.26223	.43151	.30918
#1	2967.5	37717.	6069.3
#2	2960.7	37875.	6066.3
#3	2976.2	38044.	6100.3

Sample Name: pds 460-110397-E-16- Acquired: 4/12/2016 18:07:45 Type: Unk
Method: sw04052016(v4) Mode: CONC Corr. Factor: 1.000000
User: admin Custom ID1: Custom ID2: Custom ID3:
Comment:

Elem	Al3961	As1890	Ag3280	Ba2335	Be3130	Ca3181
Line	396.152 { 85}	189.042 {478}	328.068 {103}	233.527 {445}	313.042 {108}	318.128 {106}
IS Ref	(Y_3710)	(Y_2243)	(Y_3600)	(Y_2243)	(Y_3710)	(Y_3600)
Units	ppb	ppb	ppb	ppb	ppb	ppb
Avg	**3241.**	**1812.**	**46.60**	**1905.**	**48.75**	**51920.**
Stddev	23.	2.	.55	1.	.30	70.
%RSD	.7072	.1262	1.186	.0590	.6085	.1358
#1	3215.	1814.	46.81	1906.	48.57	51960.
#2	3246.	1813.	45.97	1905.	48.59	51960.
#3	3260.	1810.	47.02	1904.	49.09	51840.
Check ?	Chk Pass	Chk Pass	Chk Pass	Chk Pass	Chk Pass	Chk Pass
High Limit						
Low Limit						

Elem	Cd2265	Co2286	Cr2677	Cu3247	Fe2714	K_7664
Line	226.502 {449}	228.616 {447}	267.716 {126}	324.754 {104}	271.441 {124}	766.490 { 44}
IS Ref	(Y_2243)	(Y_2243)	(Y_3600)	(Y_3600)	(Y_3600)	(Y_3710)
Units	ppb	ppb	ppb	ppb	ppb	ppb
Avg	**47.67**	**482.2**	**190.1**	**240.9**	**1117.**	**20200.**
Stddev	.35	.6	1.4	1.1	3.	82.
%RSD	.7299	.1211	.7145	.4707	.3041	.4079
#1	47.90	482.9	188.6	239.8	1114.	20170.
#2	47.84	482.0	191.3	240.9	1118.	20140.
#3	47.27	481.8	190.4	242.1	1120.	20290.
Check ?	Chk Pass	Chk Pass	Chk Pass	Chk Pass	Chk Pass	Chk Pass
High Limit						
Low Limit						

Elem	Mg2790	Mn2576	Na5895	Ni2316	Pb2203	Sb2068
Line	279.079 {121}	257.610 {131}	589.592 { 57}	231.604 {446}	220.353 {453}	206.833 {463}
IS Ref	(Y_3600)	(Y_3600)	(Y_3710)	(Y_2243)	(Y_2243)	(Y_2243)
Units	ppb	ppb	ppb	ppb	ppb	ppb
Avg	**17940.**	**488.5**	**31660.**	**482.3**	**435.3**	**465.9**
Stddev	74.	.4	82.	1.6	3.5	2.3
%RSD	.4098	.0721	.2588	.3279	.8010	.4956
#1	17970.	488.4	31570.	484.0	439.2	464.3
#2	17990.	488.9	31690.	481.9	434.4	468.5
#3	17860.	488.2	31720.	480.9	432.4	464.8
Check ?	Chk Pass	Chk Pass	Chk Pass	Chk Pass	Chk Pass	Chk Pass
High Limit						
Low Limit						

Sample Name: pds 460-110397-E-16- Acquired: 4/12/2016 18:07:45 Type: Unk
Method: sw04052016(v4) Mode: CONC Corr. Factor: 1.000000
User: admin Custom ID1: Custom ID2: Custom ID3:
Comment:

Elem	Se196	Tl1908	V_2924	Zn2062	B_2089	Mo2020
Line	196.090 {472}	190.856 {477}	292.402 {115}	206.200 {463}	208.959 {461}	202.030 {467}
IS Ref	(Y_2243)	(Y_2243)	(Y_3600)	(Y_2243)	(Y_2243)	(Y_2243)
Units	ppb	ppb	ppb	ppb	ppb	ppb
Avg	**1816.**	**2009.**	**527.9**	**507.4**	**516.3**	**471.9**
Stddev	5.	12.	1.2	1.2	.3	.7
%RSD	.2626	.6205	.2322	.2337	.0583	.1572
#1	1822.	1998.	527.7	508.1	516.0	471.2
#2	1813.	2006.	526.8	508.1	516.6	471.9
#3	1815.	2023.	529.2	506.1	516.2	472.6
Check ?	Chk Pass	Chk Pass	Chk Pass	Chk Pass	Chk Pass	Chk Pass
High Limit						
Low Limit						

Elem	Sn1899	Sr4077	Ti3349	Si2881
Line	189.989 {477}	407.771 { 83}	334.941 {101}	288.158 {117}
IS Ref	(Y_2243)	(Y_3710)	(Y_3600)	(Y_2243)
Units	ppb	ppb	ppb	ppb
Avg	**478.4**	**678.6**	**502.0**	**5270.**
Stddev	1.7	2.0	.7	5.
%RSD	.3459	.2927	.1459	.0951
#1	477.0	676.5	501.4	5271.
#2	480.2	679.1	501.7	5265.
#3	477.9	680.4	502.8	5275.
Check ?	Chk Pass	Chk Pass	Chk Pass	Chk Pass
High Limit				
Low Limit				

Int. Std.	Y_2243	Y_3600	Y_3710
Line	224.306 {450}	360.073 { 94}	371.030 { 91}
Units	Cts/S	Cts/S	Cts/S
Avg	**2951.2**	**38205.**	**6151.2**
Stddev	5.4	51.	47.4
%RSD	.18231	.13449	.77092
#1	2948.0	38147.	6199.6
#2	2948.1	38224.	6149.0
#3	2957.4	38244.	6104.8

Sample Name: LB 460-361920/1-B Acquired: 4/12/2016 18:19:55 Type: Unk
Method: sw04052016(v4) Mode: CONC Corr. Factor: 1.000000
User: admin Custom ID1: Custom ID2: Custom ID3:
Comment:

Elem	Al3961	As1890	Ag3280	Ba2335	Be3130	Ca3181
Line	396.152 { 85}	189.042 {478}	328.068 {103}	233.527 {445}	313.042 {108}	318.128 {106}
IS Ref	(Y_3710)	(Y_2243)	(Y_3600)	(Y_2243)	(Y_3710)	(Y_3600)
Units	ppb	ppb	ppb	ppb	ppb	ppb
Avg	**13.18**	**.2800**	**.2253**	**.0135**	**-.0938**	**18.70**
Stddev	11.04	1.421	.2456	.1050	.0400	2.21
%RSD	83.76	507.3	109.0	779.6	42.64	11.85
#1	25.32	-1.002	.0304	-.1026	-.1399	21.17
#2	10.51	1.807	.1442	.1018	-.0693	18.05
#3	3.723	.0348	.5012	.0412	-.0721	16.88
Check ?	Chk Pass	Chk Pass	Chk Pass	Chk Pass	Chk Pass	Chk Pass
High Limit						
Low Limit						

Elem	Cd2265	Co2286	Cr2677	Cu3247	Fe2714	K_7664
Line	226.502 {449}	228.616 {447}	267.716 {126}	324.754 {104}	271.441 {124}	766.490 { 44}
IS Ref	(Y_2243)	(Y_2243)	(Y_3600)	(Y_3600)	(Y_3600)	(Y_3710)
Units	ppb	ppb	ppb	ppb	ppb	ppb
Avg	**.1037**	**-.2976**	**.1362**	**.0997**	**-2.397**	**113.2**
Stddev	.0865	.1298	.4009	.3397	8.496	35.3
%RSD	83.41	43.62	294.4	340.9	354.5	31.17
#1	.0594	-.3569	.5040	-.2900	-4.490	146.0
#2	.2033	-.1487	.1957	.2557	6.951	117.7
#3	.0482	-.3871	-.2911	.3333	-9.650	75.86
Check ?	Chk Pass	Chk Pass	Chk Pass	Chk Pass	Chk Pass	Chk Pass
High Limit						
Low Limit						

Elem	Mg2790	Mn2576	Na5895	Ni2316	Pb2203	Sb2068
Line	279.079 {121}	257.610 {131}	589.592 { 57}	231.604 {446}	220.353 {453}	206.833 {463}
IS Ref	(Y_3600)	(Y_3600)	(Y_3710)	(Y_2243)	(Y_2243)	(Y_2243)
Units	ppb	ppb	ppb	ppb	ppb	ppb
Avg	**-1.225**	**.0836**	**526.5**	**.3016**	**.1162**	**-.4540**
Stddev	5.077	.0476	4.9	.0231	1.145	1.436
%RSD	414.3	56.91	.9239	7.671	985.8	316.2
#1	3.958	.0321	526.7	.2807	-.0627	-.8355
#2	-1.445	.0928	531.3	.3264	1.340	-1.660
#3	-6.189	.1259	521.6	.2976	-.9292	1.134
Check ?	Chk Pass	Chk Pass	Chk Pass	Chk Pass	Chk Pass	Chk Pass
High Limit						
Low Limit						

Sample Name: LB 460-361920/1-B Acquired: 4/12/2016 18:19:55 Type: Unk
Method: sw04052016(v4) Mode: CONC Corr. Factor: 1.000000
User: admin Custom ID1: Custom ID2: Custom ID3:
Comment:

Elem	Se196	Tl1908	V_2924	Zn2062	B_2089	Mo2020
Line	196.090 {472}	190.856 {477}	292.402 {115}	206.200 {463}	208.959 {461}	202.030 {467}
IS Ref	(Y_2243)	(Y_2243)	(Y_3600)	(Y_2243)	(Y_2243)	(Y_2243)
Units	ppb	ppb	ppb	ppb	ppb	ppb
Avg	**-1.122**	**1.702**	**-.3901**	**1.128**	**5.595**	**-.4595**
Stddev	.329	1.609	.5311	.189	.335	.2666
%RSD	29.27	94.54	136.1	16.77	5.986	58.02
#1	-1.438	2.857	-.6140	1.141	5.916	-.2372
#2	-1.147	2.384	.2163	1.310	5.247	-.3862
#3	-.7821	-.1359	-.7726	.9328	5.621	-.7550
Check ?	Chk Pass	Chk Pass	Chk Pass	Chk Pass	Chk Pass	Chk Pass
High Limit						
Low Limit						

Elem	Sn1899	Sr4077	Ti3349	Si2881
Line	189.989 {477}	407.771 { 83}	334.941 {101}	288.158 {117}
IS Ref	(Y_2243)	(Y_3710)	(Y_3600)	(Y_2243)
Units	ppb	ppb	ppb	ppb
Avg	**1.020**	**.0196**	**-.0200**	**62.08**
Stddev	.597	.0787	.0870	9.46
%RSD	58.50	402.3	435.0	15.24
#1	1.699	-.0711	-.0391	52.17
#2	.7791	.0605	.0750	63.04
#3	.5812	.0694	-.0959	71.02
Check ?	Chk Pass	Chk Pass	Chk Pass	Chk Pass
High Limit				
Low Limit				

Int. Std.	Y_2243	Y_3600	Y_3710
Line	224.306 {450}	360.073 { 94}	371.030 { 91}
Units	Cts/S	Cts/S	Cts/S
Avg	**3036.8**	**38734.**	**6168.4**
Stddev	18.7	88.	20.0
%RSD	.61605	.22630	.32411
#1	3058.3	38779.	6180.4
#2	3025.4	38633.	6179.6
#3	3026.5	38790.	6145.3

Sample Name: LCS 460-362089/2-A Acquired: 4/12/2016 18:28:21 Type: QC
Method: sw04052016(v4) Mode: CONC Corr. Factor: 1.000000
User: admin Custom ID1: Custom ID2: Custom ID3:
Comment:

Elem	Al3961	As1890	Ag3280	Ba2335	Be3130	Ca3181
Line	396.152 { 85}	189.042 {478}	328.068 {103}	233.527 {445}	313.042 {108}	318.128 {106}
IS Ref	(Y_3710)	(Y_2243)	(Y_3600)	(Y_2243)	(Y_3710)	(Y_3600)
Units	ppb	ppb	ppb	ppb	ppb	ppb
Avg	**1941.**	**1711.**	**45.78**	**1826.**	**47.72**	**18200.**
Stddev	10.	1.	.48	6.	.16	78.
%RSD	.5295	.0484	1.038	.3129	.3361	.4261
#1	1932.	1711.	45.30	1820.	47.66	18120.
#2	1952.	1712.	45.80	1830.	47.90	18200.
#3	1938.	1710.	46.25	1829.	47.59	18280.
Check ?	Chk Pass	Chk Pass	Chk Pass	Chk Pass	Chk Pass	Chk Pass
Value						
Range						

Elem	Cd2265	Co2286	Cr2677	Cu3247	Fe2714	K_7664
Line	226.502 {449}	228.616 {447}	267.716 {126}	324.754 {104}	271.441 {124}	766.490 { 44}
IS Ref	(Y_2243)	(Y_2243)	(Y_3600)	(Y_3600)	(Y_3600)	(Y_3710)
Units	ppb	ppb	ppb	ppb	ppb	ppb
Avg	**46.53**	**471.8**	**186.4**	**225.5**	**969.0**	**17090.**
Stddev	.24	.8	1.6	1.3	3.1	38.
%RSD	.5172	.1695	.8834	.5791	.3220	.2216
#1	46.37	471.0	184.6	224.1	966.4	17050.
#2	46.81	471.8	186.9	226.5	968.3	17120.
#3	46.41	472.6	187.8	226.0	972.5	17110.
Check ?	Chk Pass	Chk Pass	Chk Pass	Chk Pass	Chk Pass	Chk Pass
Value						
Range						

Elem	Mg2790	Mn2576	Na5895	Ni2316	Pb2203	Sb2068
Line	279.079 {121}	257.610 {131}	589.592 { 57}	231.604 {446}	220.353 {453}	206.833 {463}
IS Ref	(Y_3600)	(Y_3600)	(Y_3710)	(Y_2243)	(Y_2243)	(Y_2243)
Units	ppb	ppb	ppb	ppb	ppb	ppb
Avg	**17240.**	**477.8**	**17910.**	**471.1**	**428.1**	**445.9**
Stddev	71.	1.0	90.	2.1	3.3	1.6
%RSD	.4119	.2043	.5012	.4482	.7807	.3510
#1	17180.	476.7	17810.	468.6	424.9	444.1
#2	17220.	477.8	17980.	472.5	431.6	446.3
#3	17320.	478.7	17930.	472.1	427.8	447.1
Check ?	Chk Pass	Chk Pass	Chk Pass	Chk Pass	Chk Pass	Chk Pass
Value						
Range						

Sample Name: LCS 460-362089/2-A Acquired: 4/12/2016 18:28:21 Type: QC
Method: sw04052016(v4) Mode: CONC Corr. Factor: 1.000000
User: admin Custom ID1: Custom ID2: Custom ID3:
Comment:

Elem	Se196	Tl1908	V_2924	Zn2062	B_2089	Mo2020
Line	196.090 {472}	190.856 {477}	292.402 {115}	206.200 {463}	208.959 {461}	202.030 {467}
IS Ref	(Y_2243)	(Y_2243)	(Y_3600)	(Y_2243)	(Y_2243)	(Y_2243)
Units	ppb	ppb	ppb	ppb	ppb	ppb
Avg	**1734.**	**1982.**	**474.4**	**490.3**	**439.7**	**456.0**
Stddev	7.	9.	1.7	2.4	1.7	2.3
%RSD	.3777	.4319	.3585	.4795	.3950	.5112
#1	1728.	1976.	472.5	487.7	437.7	453.4
#2	1741.	1992.	474.7	492.3	440.9	457.7
#3	1735.	1978.	475.9	491.0	440.4	457.0
Check ?	Chk Pass	Chk Pass	Chk Pass	Chk Pass	Chk Pass	Chk Pass
Value						
Range						

Elem	Sn1899	Sr4077	Ti3349	Si2881
Line	189.989 {477}	407.771 { 83}	334.941 {101}	288.158 {117}
IS Ref	(Y_2243)	(Y_3710)	(Y_3600)	(Y_2243)
Units	ppb	ppb	ppb	ppb
Avg	**463.7**	**471.2**	**482.7**	**41.57**
Stddev	2.0	.7	.4	14.04
%RSD	.4254	.1496	.0910	33.79
#1	461.5	470.4	482.2	40.71
#2	464.4	471.6	483.1	56.02
#3	465.2	471.7	482.6	27.97
Check ?	Chk Pass	Chk Pass	Chk Pass	None
Value				
Range				

Int. Std.	Y_2243	Y_3600	Y_3710
Line	224.306 {450}	360.073 { 94}	371.030 { 91}
Units	Cts/S	Cts/S	Cts/S
Avg	**2970.3**	**38073.**	**6052.5**
Stddev	9.1	146.	35.9
%RSD	.30515	.38405	.59297
#1	2970.9	38183.	6093.8
#2	2961.0	38130.	6033.7
#3	2979.1	37907.	6029.8

Sample Name: 460-110397-E-16-F Acquired: 4/12/2016 17:43:21 Type: Unk
Method: sw04052016(v4) Mode: CONC Corr. Factor: 1.000000
User: admin Custom ID1: Custom ID2: Custom ID3:
Comment:

Elem	Al3961	As1890	Ag3280	Ba2335	Be3130	Ca3181
Line	396.152 { 85}	189.042 {478}	328.068 {103}	233.527 {445}	313.042 {108}	318.128 {106}
IS Ref	(Y_3710)	(Y_2243)	(Y_3600)	(Y_2243)	(Y_3710)	(Y_3600)
Units	ppb	ppb	ppb	ppb	ppb	ppb
Avg	**1276.**	**6.864**	**-.2852**	**24.30**	**-.1188**	**34570.**
Stddev	14.	.459	.2534	.06	.0456	144.
%RSD	1.120	6.690	88.87	.2367	38.43	.4158
#1	1269.	6.713	-.4834	24.25	-.1514	34740.
#2	1268.	7.380	-.3726	24.37	-.0666	34470.
#3	1293.	6.500	.0004	24.29	-.1382	34510.
Check ?	Chk Pass	Chk Pass	Chk Pass	Chk Pass	Chk Pass	Chk Pass
High Limit						
Low Limit						

Elem	Cd2265	Co2286	Cr2677	Cu3247	Fe2714	K_7664
Line	226.502 {449}	228.616 {447}	267.716 {126}	324.754 {104}	271.441 {124}	766.490 { 44}
IS Ref	(Y_2243)	(Y_2243)	(Y_3600)	(Y_3600)	(Y_3600)	(Y_3710)
Units	ppb	ppb	ppb	ppb	ppb	ppb
Avg	**.0142**	**.0967**	**2.675**	**8.147**	**155.4**	**2786.**
Stddev	.0626	.1867	.405	.224	2.3	52.
%RSD	441.7	193.1	15.13	2.744	1.460	1.855
#1	.0230	.2356	2.263	8.343	154.7	2824.
#2	.0718	-.1156	3.072	7.904	157.9	2805.
#3	-.0523	.1700	2.689	8.194	153.6	2727.
Check ?	Chk Pass	Chk Pass	Chk Pass	Chk Pass	Chk Pass	Chk Pass
High Limit						
Low Limit						

Elem	Mg2790	Mn2576	Na5895	Ni2316	Pb2203	Sb2068
Line	279.079 {121}	257.610 {131}	589.592 { 57}	231.604 {446}	220.353 {453}	206.833 {463}
IS Ref	(Y_3600)	(Y_3600)	(Y_3710)	(Y_2243)	(Y_2243)	(Y_2243)
Units	ppb	ppb	ppb	ppb	ppb	ppb
Avg	**313.6**	**3.876**	**13390.**	**1.395**	**-5.670**	**3.676**
Stddev	1.2	.025	58.	.397	.798	1.339
%RSD	.3946	.6334	.4318	28.45	14.08	36.41
#1	313.8	3.878	13320.	.9425	-6.063	2.143
#2	312.2	3.899	13410.	1.559	-6.195	4.615
#3	314.7	3.850	13430.	1.684	-4.751	4.270
Check ?	Chk Pass	Chk Pass	Chk Pass	Chk Pass	Chk Pass	Chk Pass
High Limit						
Low Limit						

Sample Name: 460-110397-E-16-F Acquired: 4/12/2016 17:43:21 Type: Unk
Method: sw04052016(v4) Mode: CONC Corr. Factor: 1.000000
User: admin Custom ID1: Custom ID2: Custom ID3:
Comment:

Elem	Se196	Tl1908	V_2924	Zn2062	B_2089	Mo2020
Line	196.090 {472}	190.856 {477}	292.402 {115}	206.200 {463}	208.959 {461}	202.030 {467}
IS Ref	(Y_2243)	(Y_2243)	(Y_3600)	(Y_2243)	(Y_2243)	(Y_2243)
Units	ppb	ppb	ppb	ppb	ppb	ppb
Avg	**3.109**	**1.054**	**45.63**	**10.22**	**58.76**	**2.833**
Stddev	2.123	.734	.40	.25	.05	.162
%RSD	68.31	69.64	.8831	2.452	.0929	5.728
#1	.7474	1.731	46.10	10.38	58.81	2.730
#2	4.861	1.157	45.39	9.934	58.70	2.748
#3	3.717	.2738	45.42	10.35	58.77	3.020
Check ?	Chk Pass	Chk Pass	Chk Pass	Chk Pass	Chk Pass	Chk Pass
High Limit						
Low Limit						

Elem	Sn1899	Sr4077	Ti3349	Si2881
Line	189.989 {477}	407.771 { 83}	334.941 {101}	288.158 {117}
IS Ref	(Y_2243)	(Y_3710)	(Y_3600)	(Y_2243)
Units	ppb	ppb	ppb	ppb
Avg	**1.377**	**195.5**	**10.17**	**5147.**
Stddev	.528	1.0	.20	57.
%RSD	38.35	.5272	2.003	1.116
#1	1.937	194.4	10.36	5081.
#2	1.307	195.8	9.952	5181.
#3	.8878	196.5	10.20	5180.
Check ?	Chk Pass	Chk Pass	Chk Pass	Chk Pass
High Limit				
Low Limit				

Int. Std.	Y_2243	Y_3600	Y_3710
Line	224.306 {450}	360.073 { 94}	371.030 { 91}
Units	Cts/S	Cts/S	Cts/S
Avg	**2961.6**	**37743.**	**6066.5**
Stddev	1.4	506.	80.9
%RSD	.04836	1.3404	1.3336
#1	2960.0	37160.	5973.7
#2	2962.7	38008.	6103.0
#3	2962.2	38062.	6122.7

Sample Name: 460-110397-E-16-H MS Acquired: 4/12/2016 17:51:42 Type: Unk
Method: sw04052016(v4) Mode: CONC Corr. Factor: 1.000000
User: admin Custom ID1: Custom ID2: Custom ID3:
Comment:

Elem	Al3961	As1890	Ag3280	Ba2335	Be3130	Ca3181
Line	396.152 { 85}	189.042 {478}	328.068 {103}	233.527 {445}	313.042 {108}	318.128 {106}
IS Ref	(Y_3710)	(Y_2243)	(Y_3600)	(Y_2243)	(Y_3710)	(Y_3600)
Units	ppb	ppb	ppb	ppb	ppb	ppb
Avg	**3258.**	**1817.**	**46.45**	**1924.**	**49.04**	**52720.**
Stddev	5.	14.	.29	1.	.25	239.
%RSD	.1564	.7444	.6234	.0751	.5040	.4533
#1	3256.	1816.	46.54	1924.	49.06	52890.
#2	3264.	1805.	46.68	1923.	49.28	52820.
#3	3254.	1832.	46.12	1926.	48.78	52440.
Check ?	Chk Pass	Chk Pass	Chk Pass	Chk Pass	Chk Pass	Chk Pass
High Limit						
Low Limit						

Elem	Cd2265	Co2286	Cr2677	Cu3247	Fe2714	K_7664
Line	226.502 {449}	228.616 {447}	267.716 {126}	324.754 {104}	271.441 {124}	766.490 { 44}
IS Ref	(Y_2243)	(Y_2243)	(Y_3600)	(Y_3600)	(Y_3600)	(Y_3710)
Units	ppb	ppb	ppb	ppb	ppb	ppb
Avg	**48.00**	**484.8**	**194.6**	**241.3**	**1131.**	**20350.**
Stddev	.13	.7	.9	.8	20.	49.
%RSD	.2664	.1435	.4394	.3219	1.773	.2393
#1	47.96	485.3	195.6	240.6	1151.	20390.
#2	47.91	484.0	193.9	241.1	1132.	20370.
#3	48.15	485.2	194.3	242.1	1111.	20290.
Check ?	Chk Pass	Chk Pass	Chk Pass	Chk Pass	Chk Pass	Chk Pass
High Limit						
Low Limit						

Elem	Mg2790	Mn2576	Na5895	Ni2316	Pb2203	Sb2068
Line	279.079 {121}	257.610 {131}	589.592 { 57}	231.604 {446}	220.353 {453}	206.833 {463}
IS Ref	(Y_3600)	(Y_3600)	(Y_3710)	(Y_2243)	(Y_2243)	(Y_2243)
Units	ppb	ppb	ppb	ppb	ppb	ppb
Avg	**18290.**	**495.9**	**31930.**	**487.2**	**441.6**	**464.0**
Stddev	59.	2.0	43.	.6	1.5	.8
%RSD	.3213	.3951	.1334	.1238	.3493	.1789
#1	18300.	497.1	31880.	487.9	442.7	464.7
#2	18340.	497.1	31960.	486.7	442.4	463.1
#3	18220.	493.7	31940.	487.1	439.9	464.2
Check ?	Chk Pass	Chk Pass	Chk Pass	Chk Pass	Chk Pass	Chk Pass
High Limit						
Low Limit						

Sample Name: 460-110397-E-16-H MS Acquired: 4/12/2016 17:51:42 Type: Unk
Method: sw04052016(v4) Mode: CONC Corr. Factor: 1.000000
User: admin Custom ID1: Custom ID2: Custom ID3:
Comment:

Elem	Se196	Tl1908	V_2924	Zn2062	B_2089	Mo2020
Line	196.090 {472}	190.856 {477}	292.402 {115}	206.200 {463}	208.959 {461}	202.030 {467}
IS Ref	(Y_2243)	(Y_2243)	(Y_3600)	(Y_2243)	(Y_2243)	(Y_2243)
Units	ppb	ppb	ppb	ppb	ppb	ppb
Avg	**1820.**	**2021.**	**533.1**	**506.7**	**517.1**	**474.7**
Stddev	11.	10.	1.5	2.5	2.8	1.3
%RSD	.6144	.5122	.2890	.4918	.5460	.2707
#1	1816.	2015.	533.6	509.5	517.7	474.9
#2	1812.	2014.	534.3	505.0	514.1	473.3
#3	1833.	2033.	531.4	505.5	519.7	475.8
Check ?	Chk Pass	Chk Pass	Chk Pass	Chk Pass	Chk Pass	Chk Pass
High Limit						
Low Limit						

Elem	Sn1899	Sr4077	Ti3349	Si2881
Line	189.989 {477}	407.771 { 83}	334.941 {101}	288.158 {117}
IS Ref	(Y_2243)	(Y_3710)	(Y_3600)	(Y_2243)
Units	ppb	ppb	ppb	ppb
Avg	**480.3**	**678.0**	**506.9**	**5188.**
Stddev	1.9	1.1	.8	18.
%RSD	.3900	.1576	.1621	.3385
#1	482.1	676.8	506.7	5167.
#2	478.4	678.5	506.2	5198.
#3	480.3	678.7	507.8	5197.
Check ?	Chk Pass	Chk Pass	Chk Pass	Chk Pass
High Limit				
Low Limit				

Int. Std.	Y_2243	Y_3600	Y_3710
Line	224.306 {450}	360.073 { 94}	371.030 { 91}
Units	Cts/S	Cts/S	Cts/S
Avg	**2932.5**	**37513.**	**5999.9**
Stddev	9.1	239.	67.6
%RSD	.30949	.63786	1.1271
#1	2923.7	37321.	6004.3
#2	2931.9	37438.	5930.2
#3	2941.9	37781.	6065.2

Sample Name: 460-111911-B-33-C MS Acquired: 4/12/2016 18:44:41 Type: Unk
Method: sw04052016(v4) Mode: CONC Corr. Factor: 1.000000
User: admin Custom ID1: Custom ID2: Custom ID3:
Comment:

Elem	Al3961	As1890	Ag3280	Ba2335	Be3130	Ca3181
Line	396.152 { 85}	189.042 {478}	328.068 {103}	233.527 {445}	313.042 {108}	318.128 {106}
IS Ref	(Y_3710)	(Y_2243)	(Y_3600)	(Y_2243)	(Y_3710)	(Y_3600)
Units	ppb	ppb	ppb	ppb	ppb	ppb
Avg	**2029.**	**1763.**	**47.00**	**1883.**	**48.89**	**38680.**
Stddev	11.	3.	.36	4.	.23	61.
%RSD	.5186	.1509	.7637	.2216	.4754	.1572
#1	2040.	1765.	46.82	1888.	48.89	38700.
#2	2019.	1763.	47.41	1879.	48.66	38610.
#3	2027.	1760.	46.76	1882.	49.12	38720.
Check ?	Chk Pass	Chk Pass	Chk Pass	Chk Pass	Chk Pass	Chk Pass
High Limit						
Low Limit						

Elem	Cd2265	Co2286	Cr2677	Cu3247	Fe2714	K_7664
Line	226.502 {449}	228.616 {447}	267.716 {126}	324.754 {104}	271.441 {124}	766.490 { 44}
IS Ref	(Y_2243)	(Y_2243)	(Y_3600)	(Y_3600)	(Y_3600)	(Y_3710)
Units	ppb	ppb	ppb	ppb	ppb	ppb
Avg	**47.30**	**478.4**	**189.0**	**286.5**	**1038.**	**18840.**
Stddev	.14	1.3	.6	.3	10.	47.
%RSD	.2924	.2672	.3402	.0953	.9955	.2478
#1	47.18	479.1	189.7	286.8	1048.	18870.
#2	47.28	476.9	188.9	286.5	1039.	18790.
#3	47.45	479.2	188.4	286.2	1027.	18860.
Check ?	Chk Pass	Chk Pass	Chk Pass	Chk Pass	Chk Pass	Chk Pass
High Limit						
Low Limit						

Elem	Mg2790	Mn2576	Na5895	Ni2316	Pb2203	Sb2068
Line	279.079 {121}	257.610 {131}	589.592 { 57}	231.604 {446}	220.353 {453}	206.833 {463}
IS Ref	(Y_3600)	(Y_3600)	(Y_3710)	(Y_2243)	(Y_2243)	(Y_2243)
Units	ppb	ppb	ppb	ppb	ppb	ppb
Avg	**24060.**	**489.2**	**65220.**	**529.8**	**649.0**	**455.3**
Stddev	34.	.8	204.	.7	4.5	1.8
%RSD	.1422	.1599	.3127	.1341	.6912	.3987
#1	24060.	489.5	65460.	529.8	653.9	456.7
#2	24030.	488.3	65140.	529.1	645.1	453.3
#3	24100.	489.8	65080.	530.5	647.9	456.0
Check ?	Chk Pass	Chk Pass	Chk Pass	Chk Pass	Chk Pass	Chk Pass
High Limit						
Low Limit						

Sample Name: 460-111911-B-33-C MS Acquired: 4/12/2016 18:44:41 Type: Unk
Method: sw04052016(v4) Mode: CONC Corr. Factor: 1.000000
User: admin Custom ID1: Custom ID2: Custom ID3:
Comment:

Elem	Se196	Tl1908	V_2924	Zn2062	B_2089	Mo2020
Line	196.090 {472}	190.856 {477}	292.402 {115}	206.200 {463}	208.959 {461}	202.030 {467}
IS Ref	(Y_2243)	(Y_2243)	(Y_3600)	(Y_2243)	(Y_2243)	(Y_2243)
Units	ppb	ppb	ppb	ppb	ppb	ppb
Avg	**1788.**	**2018.**	**488.6**	**1183.**	**467.6**	**467.4**
Stddev	4.	7.	1.0	2.	.4	.7
%RSD	.2287	.3547	.2028	.2025	.0926	.1546
#1	1784.	2010.	487.5	1183.	468.1	466.6
#2	1788.	2022.	488.8	1180.	467.4	467.8
#3	1792.	2023.	489.5	1185.	467.4	467.8
Check ?	Chk Pass	Chk Pass	Chk Pass	Chk Pass	Chk Pass	Chk Pass
High Limit						
Low Limit						

Elem	Sn1899	Sr4077	Ti3349	Si2881
Line	189.989 {477}	407.771 { 83}	334.941 {101}	288.158 {117}
IS Ref	(Y_2243)	(Y_3710)	(Y_3600)	(Y_2243)
Units	ppb	ppb	ppb	ppb
Avg	**474.2**	**564.5**	**494.3**	**3099.**
Stddev	1.1	2.1	1.8	17.
%RSD	.2399	.3700	.3620	.5365
#1	473.4	566.5	496.3	3116.
#2	473.8	562.3	493.1	3083.
#3	475.5	564.8	493.4	3096.
Check ?	Chk Pass	Chk Pass	Chk Pass	Chk Pass
High Limit				
Low Limit				

Int. Std.	Y_2243	Y_3600	Y_3710
Line	224.306 {450}	360.073 { 94}	371.030 { 91}
Units	Cts/S	Cts/S	Cts/S
Avg	**2949.1**	**37442.**	**5980.2**
Stddev	16.4	190.	31.4
%RSD	.55751	.50764	.52560
#1	2930.6	37256.	5944.6
#2	2962.0	37636.	5992.1
#3	2954.6	37433.	6003.9

Sample Name: CCVL Acquired: 4/12/2016 18:56:42 Type: QC
Method: sw04052016(v4) Mode: CONC Corr. Factor: 1.000000
User: admin Custom ID1: Custom ID2: Custom ID3:
Comment:

Elem	Al3961	As1890	Ag3280	Ba2335	Be3130	Ca3181
Line	396.152 { 85}	189.042 {478}	328.068 {103}	233.527 {445}	313.042 {108}	318.128 {106}
IS Ref	(Y_3710)	(Y_2243)	(Y_3600)	(Y_2243)	(Y_3710)	(Y_3600)
Units	ppb	ppb	ppb	ppb	ppb	ppb
Avg	**235.1**	**15.45**	**9.912**	**201.5**	**2.023**	**4976.**
Stddev	6.9	1.37	.218	.6	.038	15.
%RSD	2.919	8.859	2.199	.2778	1.879	.2984
#1	242.1	14.34	9.941	200.9	2.022	4981.
#2	228.4	15.03	9.681	202.0	2.062	4988.
#3	234.6	16.98	10.11	201.7	1.986	4959.
Check ?	Chk Pass	Chk Pass	Chk Pass	Chk Pass	Chk Pass	Chk Pass
Value						
Range						

Elem	Cd2265	Co2286	Cr2677	Cu3247	Fe2714	K_7664
Line	226.502 {449}	228.616 {447}	267.716 {126}	324.754 {104}	271.441 {124}	766.490 { 44}
IS Ref	(Y_2243)	(Y_2243)	(Y_3600)	(Y_3600)	(Y_3600)	(Y_3710)
Units	ppb	ppb	ppb	ppb	ppb	ppb
Avg	**4.311**	**52.28**	**9.816**	**24.52**	**157.7**	**4944.**
Stddev	.021	.19	.251	.29	6.3	10.
%RSD	.4756	.3636	2.555	1.201	3.992	.2023
#1	4.331	52.21	10.10	24.40	150.5	4934.
#2	4.313	52.13	9.632	24.85	161.8	4946.
#3	4.290	52.50	9.714	24.30	160.9	4953.
Check ?	Chk Pass	Chk Pass	Chk Pass	Chk Pass	Chk Pass	Chk Pass
Value						
Range						

Elem	Mg2790	Mn2576	Na5895	Ni2316	Pb2203	Sb2068
Line	279.079 {121}	257.610 {131}	589.592 { 57}	231.604 {446}	220.353 {453}	206.833 {463}
IS Ref	(Y_3600)	(Y_3600)	(Y_3710)	(Y_2243)	(Y_2243)	(Y_2243)
Units	ppb	ppb	ppb	ppb	ppb	ppb
Avg	**4695.**	**15.89**	**4815.**	**41.91**	**9.825**	**18.10**
Stddev	30.	.16	2.	.10	.655	.36
%RSD	.6430	1.003	.0398	.2324	6.664	1.972
#1	4714.	15.99	4815.	41.87	10.05	18.04
#2	4711.	15.96	4817.	42.02	10.33	18.49
#3	4660.	15.70	4813.	41.84	9.086	17.78
Check ?	Chk Pass	Chk Pass	Chk Pass	Chk Pass	Chk Pass	Chk Pass
Value						
Range						

Sample Name: CCVL Acquired: 4/12/2016 18:56:42 Type: QC
Method: sw04052016(v4) Mode: CONC Corr. Factor: 1.000000
User: admin Custom ID1: Custom ID2: Custom ID3:
Comment:

Elem	Se196	Tl1908	V_2924	Zn2062	B_2089	Mo2020
Line	196.090 {472}	190.856 {477}	292.402 {115}	206.200 {463}	208.959 {461}	202.030 {467}
IS Ref	(Y_2243)	(Y_2243)	(Y_3600)	(Y_2243)	(Y_2243)	(Y_2243)
Units	ppb	ppb	ppb	ppb	ppb	ppb
Avg	**16.16**	**22.10**	**50.74**	**32.12**	**47.73**	**19.38**
Stddev	1.48	1.34	.60	.56	.35	.08
%RSD	9.175	6.054	1.177	1.758	.7382	.4263
#1	17.49	21.30	51.36	31.56	47.54	19.28
#2	14.56	21.34	50.70	32.69	48.14	19.45
#3	16.43	23.64	50.17	32.11	47.51	19.40
Check ?	Chk Pass	Chk Pass	Chk Pass	Chk Pass	Chk Pass	Chk Pass
Value						
Range						

Elem	Sn1899	Sr4077	Ti3349	Si2881
Line	189.989 {477}	407.771 { 83}	334.941 {101}	288.158 {117}
IS Ref	(Y_2243)	(Y_3710)	(Y_3600)	(Y_2243)
Units	ppb	ppb	ppb	ppb
Avg	**49.86**	**21.28**	**21.39**	F **19.58**
Stddev	.60	.07	.14	15.02
%RSD	1.207	.3385	.6315	76.71
#1	49.17	21.21	21.54	36.86
#2	50.11	21.35	21.27	9.611
#3	50.29	21.28	21.36	12.27
Check ?	Chk Pass	Chk Pass	Chk Pass	Chk Fail
Value				200.0
Range				-30.50%

Int. Std.	Y_2243	Y_3600	Y_3710
Line	224.306 {450}	360.073 { 94}	371.030 { 91}
Units	Cts/S	Cts/S	Cts/S
Avg	**3077.1**	**39053.**	**6110.3**
Stddev	3.7	49.	33.1
%RSD	.12043	.12666	.54186
#1	3079.4	39092.	6075.5
#2	3072.8	38997.	6114.1
#3	3079.1	39068.	6141.4

Sample Name: 460-111950-E-3-A Acquired: 4/12/2016 19:04:43 Type: Unk
Method: sw04052016(v4) Mode: CONC Corr. Factor: 1.000000
User: admin Custom ID1: Custom ID2: Custom ID3:
Comment:

Elem	Al3961	As1890	Ag3280	Ba2335	Be3130	Ca3181
Line	396.152 { 85}	189.042 {478}	328.068 {103}	233.527 {445}	313.042 {108}	318.128 {106}
IS Ref	(Y_3710)	(Y_2243)	(Y_3600)	(Y_2243)	(Y_3710)	(Y_3600)
Units	ppb	ppb	ppb	ppb	ppb	ppb
Avg	**-2.654**	**1.589**	**.2219**	**.0105**	**-.0638**	**45.41**
Stddev	8.650	2.973	.5456	.0639	.0950	5.67
%RSD	325.9	187.2	245.9	606.3	148.9	12.48
#1	2.588	.5062	.4685	.0843	-.1664	41.32
#2	-12.64	-.6922	.6008	-.0231	.0213	51.88
#3	2.087	4.952	-.4035	-.0296	-.0464	43.03
Check ?	Chk Pass	Chk Pass	Chk Pass	Chk Pass	Chk Pass	Chk Pass
High Limit						
Low Limit						

Elem	Cd2265	Co2286	Cr2677	Cu3247	Fe2714	K_7664
Line	226.502 {449}	228.616 {447}	267.716 {126}	324.754 {104}	271.441 {124}	766.490 { 44}
IS Ref	(Y_2243)	(Y_2243)	(Y_3600)	(Y_3600)	(Y_3600)	(Y_3710)
Units	ppb	ppb	ppb	ppb	ppb	ppb
Avg	**.1197**	**-.1347**	**-.1925**	**.5358**	**-6.297**	**13.35**
Stddev	.0613	.0557	.0411	.3155	11.53	13.63
%RSD	51.24	41.35	21.37	58.89	183.1	102.1
#1	.1728	-.1322	-.2373	.2916	-17.90	28.02
#2	.1337	-.0803	-.1837	.8920	-6.161	10.95
#3	.0526	-.1916	-.1564	.4237	5.165	1.087
Check ?	Chk Pass	Chk Pass	Chk Pass	Chk Pass	Chk Pass	Chk Pass
High Limit						
Low Limit						

Elem	Mg2790	Mn2576	Na5895	Ni2316	Pb2203	Sb2068
Line	279.079 {121}	257.610 {131}	589.592 { 57}	231.604 {446}	220.353 {453}	206.833 {463}
IS Ref	(Y_3600)	(Y_3600)	(Y_3710)	(Y_2243)	(Y_2243)	(Y_2243)
Units	ppb	ppb	ppb	ppb	ppb	ppb
Avg	**1.098**	**.0476**	**37.78**	**.8848**	**-.1259**	**1.482**
Stddev	2.969	.0140	3.72	.1547	.6116	.467
%RSD	270.4	29.35	9.842	17.49	485.7	31.54
#1	-1.116	.0615	37.86	.8008	-.8000	1.432
#2	4.472	.0336	41.45	1.063	.3937	1.041
#3	-.0610	.0476	34.02	.7901	.0285	1.972
Check ?	Chk Pass	Chk Pass	Chk Pass	Chk Pass	Chk Pass	Chk Pass
High Limit						
Low Limit						

Sample Name: 460-111950-E-3-A Acquired: 4/12/2016 19:04:43 Type: Unk
Method: sw04052016(v4) Mode: CONC Corr. Factor: 1.000000
User: admin Custom ID1: Custom ID2: Custom ID3:
Comment:

Elem	Se196	Tl1908	V_2924	Zn2062	B_2089	Mo2020
Line	196.090 {472}	190.856 {477}	292.402 {115}	206.200 {463}	208.959 {461}	202.030 {467}
IS Ref	(Y_2243)	(Y_2243)	(Y_3600)	(Y_2243)	(Y_2243)	(Y_2243)
Units	ppb	ppb	ppb	ppb	ppb	ppb
Avg	**.3859**	**.6121**	**-.1256**	**1.618**	**5.568**	**-.0634**
Stddev	3.269	1.519	.5039	.216	.524	.1093
%RSD	847.3	248.2	401.2	13.34	9.407	172.4
#1	-3.372	1.748	-.2994	1.820	5.520	-.0974
#2	1.949	-1.114	.4422	1.643	6.114	.0589
#3	2.581	1.202	-.5196	1.391	5.070	-.1517
Check ?	Chk Pass	Chk Pass	Chk Pass	Chk Pass	Chk Pass	Chk Pass
High Limit						
Low Limit						

Elem	Sn1899	Sr4077	Ti3349	Si2881
Line	189.989 {477}	407.771 { 83}	334.941 {101}	288.158 {117}
IS Ref	(Y_2243)	(Y_3710)	(Y_3600)	(Y_2243)
Units	ppb	ppb	ppb	ppb
Avg	**.7304**	**.0328**	**.1417**	**67.36**
Stddev	.3690	.0820	.0440	7.64
%RSD	50.52	250.1	31.07	11.34
#1	.4152	.0965	.1821	69.81
#2	1.136	-.0597	.1483	58.79
#3	.6398	.0616	.0948	73.47
Check ?	Chk Pass	Chk Pass	Chk Pass	Chk Pass
High Limit				
Low Limit				

Int. Std.	Y_2243	Y_3600	Y_3710
Line	224.306 {450}	360.073 { 94}	371.030 { 91}
Units	Cts/S	Cts/S	Cts/S
Avg	**3046.7**	**38997.**	**6083.3**
Stddev	14.2	254.	25.0
%RSD	.46469	.65119	.41113
#1	3062.7	39065.	6096.4
#2	3041.5	39210.	6099.0
#3	3035.9	38716.	6054.4

Sample Name: CCV Acquired: 4/12/2016 17:55:33 Type: QC
Method: sw04052016(v4) Mode: CONC Corr. Factor: 1.000000
User: admin Custom ID1: Custom ID2: Custom ID3:
Comment:

Elem	Al3961	As1890	Ag3280	Ba2335	Be3130	Ca3181
Line	396.152 { 85}	189.042 {478}	328.068 {103}	233.527 {445}	313.042 {108}	318.128 {106}
IS Ref	(Y_3710)	(Y_2243)	(Y_3600)	(Y_2243)	(Y_3710)	(Y_3600)
Units	ppb	ppb	ppb	ppb	ppb	ppb
Avg	**126700.**	**2380.**	**1223.**	**9777.**	**993.8**	**121400.**
Stddev	238.	10.	1.	8.	2.7	199.
%RSD	.1877	.4003	.1136	.0841	.2674	.1643
#1	126800.	2390.	1224.	9786.	995.7	121600.
#2	126900.	2373.	1224.	9769.	994.9	121500.
#3	126400.	2375.	1221.	9777.	990.8	121200.
Check ?	Chk Pass	Chk Pass	Chk Pass	Chk Pass	Chk Pass	Chk Pass
Value						
Range						

Elem	Cd2265	Co2286	Cr2677	Cu3247	Fe2714	K_7664
Line	226.502 {449}	228.616 {447}	267.716 {126}	324.754 {104}	271.441 {124}	766.490 { 44}
IS Ref	(Y_2243)	(Y_2243)	(Y_3600)	(Y_3600)	(Y_3600)	(Y_3710)
Units	ppb	ppb	ppb	ppb	ppb	ppb
Avg	**1219.**	**2455.**	**4789.**	**12180.**	**99850.**	**49160.**
Stddev	3.	4.	12.	35.	246.	57.
%RSD	.2338	.1618	.2543	.2885	.2461	.1166
#1	1222.	2460.	4802.	12220.	99880.	49150.
#2	1217.	2453.	4778.	12160.	100100.	49230.
#3	1218.	2454.	4786.	12170.	99590.	49120.
Check ?	Chk Pass	Chk Pass	Chk Pass	Chk Pass	Chk Pass	Chk Pass
Value						
Range						

Elem	Mg2790	Mn2576	Na5895	Ni2316	Pb2203	Sb2068
Line	279.079 {121}	257.610 {131}	589.592 { 57}	231.604 {446}	220.353 {453}	206.833 {463}
IS Ref	(Y_3600)	(Y_3600)	(Y_3710)	(Y_2243)	(Y_2243)	(Y_2243)
Units	ppb	ppb	ppb	ppb	ppb	ppb
Avg	**119200.**	**4955.**	**121900.**	**2422.**	**7159.**	**966.9**
Stddev	362.	7.	162.	3.	15.	3.5
%RSD	.3038	.1468	.1326	.1241	.2142	.3606
#1	119600.	4962.	122000.	2424.	7174.	967.4
#2	119000.	4956.	122100.	2418.	7143.	970.1
#3	119000.	4948.	121800.	2422.	7159.	963.2
Check ?	Chk Pass	Chk Pass	Chk Pass	Chk Pass	Chk Pass	Chk Pass
Value						
Range						

Sample Name: CCV Acquired: 4/12/2016 17:55:33 Type: QC
Method: sw04052016(v4) Mode: CONC Corr. Factor: 1.000000
User: admin Custom ID1: Custom ID2: Custom ID3:
Comment:

Elem	Se196	Tl1908	V_2924	Zn2062	B_2089	Mo2020
Line	196.090 {472}	190.856 {477}	292.402 {115}	206.200 {463}	208.959 {461}	202.030 {467}
IS Ref	(Y_2243)	(Y_2243)	(Y_3600)	(Y_2243)	(Y_2243)	(Y_2243)
Units	ppb	ppb	ppb	ppb	ppb	ppb
Avg	**2366.**	**2496.**	**2463.**	**2489.**	**949.1**	**2438.**
Stddev	10.	1.	4.	10.	2.3	2.
%RSD	.4275	.0585	.1745	.3938	.2376	.0921
#1	2373.	2495.	2463.	2500.	950.7	2437.
#2	2355.	2498.	2467.	2481.	946.6	2436.
#3	2372.	2496.	2458.	2486.	950.2	2440.
Check ?	Chk Pass	Chk Pass	Chk Pass	Chk Pass	Chk Pass	Chk Pass
Value						
Range						

Elem	Sn1899	Sr4077	Ti3349	Si2881
Line	189.989 {477}	407.771 { 83}	334.941 {101}	288.158 {117}
IS Ref	(Y_2243)	(Y_3710)	(Y_3600)	(Y_2243)
Units	ppb	ppb	ppb	ppb
Avg	**971.7**	**5031.**	**10090.**	**9548.**
Stddev	1.6	4.	94.	12.
%RSD	.1642	.0760	.9310	.1244
#1	971.4	5029.	10150.	9547.
#2	973.5	5036.	10140.	9536.
#3	970.3	5029.	9983.	9560.
Check ?	Chk Pass	Chk Pass	Chk Pass	None
Value				
Range				

Int. Std.	Y_2243	Y_3600	Y_3710
Line	224.306 {450}	360.073 { 94}	371.030 { 91}
Units	Cts/S	Cts/S	Cts/S
Avg	**2820.4**	**36656.**	**6047.3**
Stddev	11.6	11.	45.1
%RSD	.40987	.03123	.74620
#1	2813.0	36657.	5996.6
#2	2833.8	36644.	6083.1
#3	2814.6	36667.	6062.2

Sample Name: CCVL Acquired: 4/12/2016 18:03:37 Type: QC
Method: sw04052016(v4) Mode: CONC Corr. Factor: 1.000000
User: admin Custom ID1: Custom ID2: Custom ID3:
Comment:

Elem	Al3961	As1890	Ag3280	Ba2335	Be3130	Ca3181
Line	396.152 { 85}	189.042 {478}	328.068 {103}	233.527 {445}	313.042 {108}	318.128 {106}
IS Ref	(Y_3710)	(Y_2243)	(Y_3600)	(Y_2243)	(Y_3710)	(Y_3600)
Units	ppb	ppb	ppb	ppb	ppb	ppb
Avg	**196.6**	**14.27**	**9.989**	**203.0**	**1.896**	**4995.**
Stddev	9.8	1.42	.624	.2	.152	5.
%RSD	5.002	9.926	6.251	.0954	7.990	.1036
#1	200.5	15.35	10.56	202.8	1.974	5001.
#2	185.5	14.79	10.08	203.2	1.993	4991.
#3	203.9	12.66	9.322	203.0	1.721	4992.
Check ?	Chk Pass	Chk Pass	Chk Pass	Chk Pass	Chk Pass	Chk Pass
Value						
Range						

Elem	Cd2265	Co2286	Cr2677	Cu3247	Fe2714	K_7664
Line	226.502 {449}	228.616 {447}	267.716 {126}	324.754 {104}	271.441 {124}	766.490 { 44}
IS Ref	(Y_2243)	(Y_2243)	(Y_3600)	(Y_3600)	(Y_3600)	(Y_3710)
Units	ppb	ppb	ppb	ppb	ppb	ppb
Avg	**4.172**	**51.72**	**9.765**	**23.89**	**159.0**	**4889.**
Stddev	.177	.45	.320	.06	12.1	60.
%RSD	4.233	.8764	3.272	.2688	7.637	1.219
#1	4.199	51.20	9.845	23.94	161.6	4875.
#2	3.984	52.05	9.413	23.82	145.8	4954.
#3	4.334	51.90	10.04	23.92	169.6	4837.
Check ?	Chk Pass	Chk Pass	Chk Pass	Chk Pass	Chk Pass	Chk Pass
Value						
Range						

Elem	Mg2790	Mn2576	Na5895	Ni2316	Pb2203	Sb2068
Line	279.079 {121}	257.610 {131}	589.592 { 57}	231.604 {446}	220.353 {453}	206.833 {463}
IS Ref	(Y_3600)	(Y_3600)	(Y_3710)	(Y_2243)	(Y_2243)	(Y_2243)
Units	ppb	ppb	ppb	ppb	ppb	ppb
Avg	**4764.**	**15.81**	**4880.**	**41.77**	**9.123**	**19.20**
Stddev	8.	.06	28.	.23	1.450	1.43
%RSD	.1771	.3996	.5705	.5520	15.90	7.431
#1	4760.	15.88	4888.	42.02	9.574	17.59
#2	4774.	15.76	4903.	41.72	10.29	20.31
#3	4759.	15.78	4849.	41.56	7.501	19.69
Check ?	Chk Pass	Chk Pass	Chk Pass	Chk Pass	Chk Pass	Chk Pass
Value						
Range						

Sample Name: CCVL Acquired: 4/12/2016 18:03:37 Type: QC
Method: sw04052016(v4) Mode: CONC Corr. Factor: 1.000000
User: admin Custom ID1: Custom ID2: Custom ID3:
Comment:

Elem	Se196	Tl1908	V_2924	Zn2062	B_2089	Mo2020
Line	196.090 {472}	190.856 {477}	292.402 {115}	206.200 {463}	208.959 {461}	202.030 {467}
IS Ref	(Y_2243)	(Y_2243)	(Y_3600)	(Y_2243)	(Y_2243)	(Y_2243)
Units	ppb	ppb	ppb	ppb	ppb	ppb
Avg	**19.58**	**22.11**	**50.40**	**31.67**	**48.54**	**19.42**
Stddev	2.42	1.23	.39	.13	.57	.20
%RSD	12.38	5.558	.7740	.4102	1.174	1.040
#1	22.32	20.81	50.26	31.76	47.92	19.32
#2	18.69	23.26	50.09	31.52	49.05	19.30
#3	17.72	22.27	50.84	31.72	48.65	19.66
Check ?	Chk Pass	Chk Pass	Chk Pass	Chk Pass	Chk Pass	Chk Pass
Value						
Range						

Elem	Sn1899	Sr4077	Ti3349	Si2881
Line	189.989 {477}	407.771 { 83}	334.941 {101}	288.158 {117}
IS Ref	(Y_2243)	(Y_3710)	(Y_3600)	(Y_2243)
Units	ppb	ppb	ppb	ppb
Avg	**49.80**	**20.76**	**20.90**	F **14.09**
Stddev	.27	.13	.21	6.97
%RSD	.5439	.6379	1.010	49.50
#1	49.95	20.73	21.12	20.67
#2	49.49	20.91	20.70	14.82
#3	49.96	20.65	20.89	6.776
Check ?	Chk Pass	Chk Pass	Chk Pass	Chk Fail
Value				200.0
Range				-30.50%

Int. Std.	Y_2243	Y_3600	Y_3710
Line	224.306 {450}	360.073 { 94}	371.030 { 91}
Units	Cts/S	Cts/S	Cts/S
Avg	**3026.3**	**38465.**	**6101.0**
Stddev	10.2	346.	98.4
%RSD	.33634	.90068	1.6131
#1	3018.6	38115.	5996.9
#2	3022.6	38472.	6113.4
#3	3037.9	38808.	6192.6

Sample Name: LCS 460-361411/2-A Acquired: 4/12/2016 19:25:45 Type: QC
Method: sw04052016(v4) Mode: CONC Corr. Factor: 1.000000
User: admin Custom ID1: Custom ID2: Custom ID3:
Comment:

Elem	Al3961	As1890	Ag3280	Ba2335	Be3130	Ca3181
Line	396.152 { 85}	189.042 {478}	328.068 {103}	233.527 {445}	313.042 {108}	318.128 {106}
IS Ref	(Y_3710)	(Y_2243)	(Y_3600)	(Y_2243)	(Y_3710)	(Y_3600)
Units	ppb	ppb	ppb	ppb	ppb	ppb
Avg	**2045.**	**1795.**	**47.76**	**1850.**	**49.08**	**18800.**
Stddev	3.	8.	.67	1.	.31	32.
%RSD	.1609	.4285	1.393	.0639	.6270	.1726
#1	2041.	1802.	47.19	1848.	49.13	18810.
#2	2046.	1798.	47.59	1851.	48.75	18760.
#3	2047.	1787.	48.49	1850.	49.36	18820.
Check ?	Chk Pass	Chk Pass	Chk Pass	Chk Pass	Chk Pass	Chk Pass
Value						
Range						

Elem	Cd2265	Co2286	Cr2677	Cu3247	Fe2714	K_7664
Line	226.502 {449}	228.616 {447}	267.716 {126}	324.754 {104}	271.441 {124}	766.490 { 44}
IS Ref	(Y_2243)	(Y_2243)	(Y_3600)	(Y_3600)	(Y_3600)	(Y_3710)
Units	ppb	ppb	ppb	ppb	ppb	ppb
Avg	**48.53**	**483.2**	**188.7**	**230.3**	**1016.**	**17690.**
Stddev	.06	.6	2.1	.7	1.	66.
%RSD	.1227	.1172	1.137	.3178	.1361	.3737
#1	48.49	483.7	186.2	229.5	1014.	17650.
#2	48.50	482.6	189.3	231.0	1017.	17650.
#3	48.60	483.2	190.4	230.2	1016.	17760.
Check ?	Chk Pass	Chk Pass	Chk Pass	Chk Pass	Chk Pass	Chk Pass
Value						
Range						

Elem	Mg2790	Mn2576	Na5895	Ni2316	Pb2203	Sb2068
Line	279.079 {121}	257.610 {131}	589.592 { 57}	231.604 {446}	220.353 {453}	206.833 {463}
IS Ref	(Y_3600)	(Y_3600)	(Y_3710)	(Y_2243)	(Y_2243)	(Y_2243)
Units	ppb	ppb	ppb	ppb	ppb	ppb
Avg	**17930.**	**490.5**	**18210.**	**482.3**	**440.2**	**463.9**
Stddev	43.	.3	56.	.4	1.6	1.5
%RSD	.2375	.0612	.3094	.0832	.3595	.3129
#1	17960.	490.5	18220.	482.7	441.4	464.2
#2	17880.	490.2	18150.	482.3	440.8	465.1
#3	17940.	490.8	18270.	481.9	438.4	462.3
Check ?	Chk Pass	Chk Pass	Chk Pass	Chk Pass	Chk Pass	Chk Pass
Value						
Range						

Sample Name: LCS 460-361411/2-A Acquired: 4/12/2016 19:25:45 Type: QC
Method: sw04052016(v4) Mode: CONC Corr. Factor: 1.000000
User: admin Custom ID1: Custom ID2: Custom ID3:
Comment:

Elem	Se196	Tl1908	V_2924	Zn2062	B_2089	Mo2020
Line	196.090 {472}	190.856 {477}	292.402 {115}	206.200 {463}	208.959 {461}	202.030 {467}
IS Ref	(Y_2243)	(Y_2243)	(Y_3600)	(Y_2243)	(Y_2243)	(Y_2243)
Units	ppb	ppb	ppb	ppb	ppb	ppb
Avg	**1896.**	**2074.**	**486.9**	**530.8**	**462.3**	**460.9**
Stddev	5.	9.	1.3	.2	.9	1.2
%RSD	.2458	.4354	.2567	.0315	.1982	.2686
#1	1901.	2083.	487.5	531.0	461.3	460.4
#2	1894.	2065.	485.4	530.8	462.6	460.0
#3	1892.	2075.	487.6	530.6	463.1	462.3
Check ?	Chk Pass	Chk Pass	Chk Pass	Chk Pass	Chk Pass	Chk Pass
Value						
Range						

Elem	Sn1899	Sr4077	Ti3349	Si2881
Line	189.989 {477}	407.771 { 83}	334.941 {101}	288.158 {117}
IS Ref	(Y_2243)	(Y_3710)	(Y_3600)	(Y_2243)
Units	ppb	ppb	ppb	ppb
Avg	**475.4**	**486.7**	**496.5**	**47.06**
Stddev	1.6	1.6	.6	6.02
%RSD	.3390	.3337	.1280	12.79
#1	475.3	485.4	495.8	40.26
#2	473.9	486.3	497.0	51.71
#3	477.1	488.5	496.7	49.21
Check ?	Chk Pass	Chk Pass	Chk Pass	None
Value				
Range				

Int. Std.	Y_2243	Y_3600	Y_3710
Line	224.306 {450}	360.073 { 94}	371.030 { 91}
Units	Cts/S	Cts/S	Cts/S
Avg	**3074.9**	**38849.**	**6152.0**
Stddev	16.0	321.	92.5
%RSD	.51980	.82572	1.5042
#1	3092.0	39166.	6207.6
#2	3072.5	38856.	6203.2
#3	3060.3	38524.	6045.2

Sample Name: 460-111599-A-1-A Acquired: 4/12/2016 19:33:51 Type: Unk
Method: sw04052016(v4) Mode: CONC Corr. Factor: 1.000000
User: admin Custom ID1: Custom ID2: Custom ID3:
Comment:

Elem	Al3961	As1890	Ag3280	Ba2335	Be3130	Ca3181
Line	396.152 { 85}	189.042 {478}	328.068 {103}	233.527 {445}	313.042 {108}	318.128 {106}
IS Ref	(Y_3710)	(Y_2243)	(Y_3600)	(Y_2243)	(Y_3710)	(Y_3600)
Units	ppb	ppb	ppb	ppb	ppb	ppb
Avg	**50.12**	**.9823**	**.2259**	**43.93**	**-.0944**	**26870.**
Stddev	15.55	1.163	.1357	.14	.0426	116.
%RSD	31.03	118.4	60.09	.3148	45.15	.4328
#1	32.34	.2964	.3724	43.78	-.1314	26970.
#2	61.18	.3250	.1044	43.95	-.0478	26740.
#3	56.84	2.326	.2009	44.06	-.1040	26900.
Check ?	Chk Pass	Chk Pass	Chk Pass	Chk Pass	Chk Pass	Chk Pass
High Limit						
Low Limit						

Elem	Cd2265	Co2286	Cr2677	Cu3247	Fe2714	K_7664
Line	226.502 {449}	228.616 {447}	267.716 {126}	324.754 {104}	271.441 {124}	766.490 { 44}
IS Ref	(Y_2243)	(Y_2243)	(Y_3600)	(Y_3600)	(Y_3600)	(Y_3710)
Units	ppb	ppb	ppb	ppb	ppb	ppb
Avg	**7.545**	**-.0476**	**142.4**	**.6751**	**.3766**	**2789.**
Stddev	.017	.0798	.9	.2161	9.335	26.
%RSD	.2200	167.8	.6453	32.01	2479.	.9409
#1	7.562	-.1006	143.3	.6368	-9.684	2759.
#2	7.529	-.0863	141.5	.9077	8.756	2801.
#3	7.545	.0442	142.5	.4807	2.058	2808.
Check ?	Chk Pass	Chk Pass	Chk Pass	Chk Pass	Chk Pass	Chk Pass
High Limit						
Low Limit						

Elem	Mg2790	Mn2576	Na5895	Ni2316	Pb2203	Sb2068
Line	279.079 {121}	257.610 {131}	589.592 { 57}	231.604 {446}	220.353 {453}	206.833 {463}
IS Ref	(Y_3600)	(Y_3600)	(Y_3710)	(Y_2243)	(Y_2243)	(Y_2243)
Units	ppb	ppb	ppb	ppb	ppb	ppb
Avg	**4118.**	**67.53**	**42600.**	**.9975**	**-3.304**	**-1.044**
Stddev	17.	.23	98.	.2081	.831	1.925
%RSD	.4174	.3449	.2308	20.86	25.14	184.4
#1	4101.	67.73	42490.	.8063	-4.154	-3.172
#2	4118.	67.27	42680.	1.219	-3.266	.5774
#3	4135.	67.58	42630.	.9671	-2.493	-.5370
Check ?	Chk Pass	Chk Pass	Chk Pass	Chk Pass	Chk Pass	Chk Pass
High Limit						
Low Limit						

Sample Name: 460-111599-A-1-A Acquired: 4/12/2016 19:33:51 Type: Unk
Method: sw04052016(v4) Mode: CONC Corr. Factor: 1.000000
User: admin Custom ID1: Custom ID2: Custom ID3:
Comment:

Elem	Se196	Tl1908	V_2924	Zn2062	B_2089	Mo2020
Line	196.090 {472}	190.856 {477}	292.402 {115}	206.200 {463}	208.959 {461}	202.030 {467}
IS Ref	(Y_2243)	(Y_2243)	(Y_3600)	(Y_2243)	(Y_2243)	(Y_2243)
Units	ppb	ppb	ppb	ppb	ppb	ppb
Avg	**-2.391**	**3.676**	**-.3256**	**2.163**	**34.29**	**-.4801**
Stddev	1.386	.841	.2405	.295	.44	.2064
%RSD	57.95	22.88	73.88	13.66	1.281	42.99
#1	-3.890	3.921	-.0972	2.006	33.84	-.4847
#2	-1.156	2.740	-.3029	1.980	34.32	-.2714
#3	-2.128	4.368	-.5766	2.504	34.72	-.6841
Check ?	Chk Pass	Chk Pass	Chk Pass	Chk Pass	Chk Pass	Chk Pass
High Limit						
Low Limit						

Elem	Sn1899	Sr4077	Ti3349	Si2881
Line	189.989 {477}	407.771 { 83}	334.941 {101}	288.158 {117}
IS Ref	(Y_2243)	(Y_3710)	(Y_3600)	(Y_2243)
Units	ppb	ppb	ppb	ppb
Avg	**.7045**	**131.7**	**1.039**	**2830.**
Stddev	.4277	1.0	.130	32.
%RSD	60.72	.7666	12.54	1.117
#1	1.195	130.6	.9258	2810.
#2	.4119	131.8	1.011	2813.
#3	.5061	132.6	1.182	2866.
Check ?	Chk Pass	Chk Pass	Chk Pass	Chk Pass
High Limit				
Low Limit				

Int. Std.	Y_2243	Y_3600	Y_3710
Line	224.306 {450}	360.073 { 94}	371.030 { 91}
Units	Cts/S	Cts/S	Cts/S
Avg	**3063.2**	**38958.**	**6206.0**
Stddev	7.4	127.	21.0
%RSD	.24092	.32550	.33913
#1	3071.6	38947.	6205.9
#2	3060.2	39090.	6185.0
#3	3057.8	38838.	6227.1

Sample Name: CCV Acquired: 4/12/2016 19:42:23 Type: QC
Method: sw04052016(v4) Mode: CONC Corr. Factor: 1.000000
User: admin Custom ID1: Custom ID2: Custom ID3:
Comment:

Elem	Al3961	As1890	Ag3280	Ba2335	Be3130	Ca3181
Line	396.152 { 85}	189.042 {478}	328.068 {103}	233.527 {445}	313.042 {108}	318.128 {106}
IS Ref	(Y_3710)	(Y_2243)	(Y_3600)	(Y_2243)	(Y_3710)	(Y_3600)
Units	ppb	ppb	ppb	ppb	ppb	ppb
Avg	**132600.**	**2329.**	**1238.**	**9596.**	**1015.**	**120700.**
Stddev	454.	5.	4.	7.	2.	1184.
%RSD	.3423	.1953	.3130	.0743	.1971	.9810
#1	133100.	2333.	1237.	9604.	1014.	121400.
#2	132300.	2331.	1242.	9592.	1018.	121300.
#3	132300.	2324.	1235.	9591.	1014.	119300.
Check ?	Chk Pass	Chk Pass	Chk Pass	Chk Pass	Chk Pass	Chk Pass
Value						
Range						

Elem	Cd2265	Co2286	Cr2677	Cu3247	Fe2714	K_7664
Line	226.502 {449}	228.616 {447}	267.716 {126}	324.754 {104}	271.441 {124}	766.490 { 44}
IS Ref	(Y_2243)	(Y_2243)	(Y_3600)	(Y_3600)	(Y_3600)	(Y_3710)
Units	ppb	ppb	ppb	ppb	ppb	ppb
Avg	**1210.**	**2451.**	**4648.**	**12050.**	**102100.**	**49950.**
Stddev	3.	4.	41.	17.	600.	86.
%RSD	.2719	.1640	.8824	.1418	.5881	.1727
#1	1213.	2451.	4669.	12040.	102600.	49870.
#2	1210.	2455.	4675.	12050.	102300.	50040.
#3	1206.	2447.	4601.	12070.	101400.	49930.
Check ?	Chk Pass	Chk Pass	Chk Pass	Chk Pass	Chk Pass	Chk Pass
Value						
Range						

Elem	Mg2790	Mn2576	Na5895	Ni2316	Pb2203	Sb2068
Line	279.079 {121}	257.610 {131}	589.592 { 57}	231.604 {446}	220.353 {453}	206.833 {463}
IS Ref	(Y_3600)	(Y_3600)	(Y_3710)	(Y_2243)	(Y_2243)	(Y_2243)
Units	ppb	ppb	ppb	ppb	ppb	ppb
Avg	**116400.**	**4959.**	**120300.**	**2374.**	**6936.**	**963.4**
Stddev	1036.	33.	146.	5.	18.	3.9
%RSD	.8897	.6578	.1210	.2052	.2615	.4076
#1	117000.	4982.	120300.	2377.	6948.	964.2
#2	117000.	4973.	120500.	2377.	6945.	959.1
#3	115200.	4922.	120200.	2368.	6915.	966.8
Check ?	Chk Pass	Chk Pass	Chk Pass	Chk Pass	Chk Pass	Chk Pass
Value						
Range						

Sample Name: CCV Acquired: 4/12/2016 19:42:23 Type: QC
Method: sw04052016(v4) Mode: CONC Corr. Factor: 1.000000
User: admin Custom ID1: Custom ID2: Custom ID3:
Comment:

Elem	Se196	Tl1908	V_2924	Zn2062	B_2089	Mo2020
Line	196.090 {472}	190.856 {477}	292.402 {115}	206.200 {463}	208.959 {461}	202.030 {467}
IS Ref	(Y_2243)	(Y_2243)	(Y_3600)	(Y_2243)	(Y_2243)	(Y_2243)
Units	ppb	ppb	ppb	ppb	ppb	ppb
Avg	**2309.**	**2504.**	**2467.**	**2534.**	**919.4**	**2405.**
Stddev	6.	11.	12.	22.	3.3	1.
%RSD	.2638	.4305	.4667	.8752	.3628	.0517
#1	2306.	2516.	2478.	2549.	916.0	2404.
#2	2305.	2501.	2468.	2544.	919.4	2404.
#3	2316.	2495.	2455.	2508.	922.7	2406.
Check ?	Chk Pass	Chk Pass	Chk Pass	Chk Pass	Chk Pass	Chk Pass
Value						
Range						

Elem	Sn1899	Sr4077	Ti3349	Si2881
Line	189.989 {477}	407.771 { 83}	334.941 {101}	288.158 {117}
IS Ref	(Y_2243)	(Y_3710)	(Y_3600)	(Y_2243)
Units	ppb	ppb	ppb	ppb
Avg	**956.4**	**5105.**	**10260.**	**9408.**
Stddev	2.5	8.	88.	96.
%RSD	.2572	.1514	.8582	1.025
#1	959.1	5114.	10360.	9492.
#2	955.8	5102.	10240.	9430.
#3	954.3	5100.	10190.	9303.
Check ?	Chk Pass	Chk Pass	Chk Pass	None
Value				
Range				

Int. Std.	Y_2243	Y_3600	Y_3710
Line	224.306 {450}	360.073 { 94}	371.030 { 91}
Units	Cts/S	Cts/S	Cts/S
Avg	**2863.0**	**36731.**	**5813.7**
Stddev	18.5	461.	33.1
%RSD	.64528	1.2562	.56875
#1	2852.5	36373.	5777.4
#2	2852.2	36569.	5821.6
#3	2884.3	37252.	5842.1

Sample Name: pds 460-111599-A-1-A Acquired: 4/12/2016 19:58:55 Type: Unk
Method: sw04052016(v4) Mode: CONC Corr. Factor: 1.000000
User: admin Custom ID1: Custom ID2: Custom ID3:
Comment:

Elem	Al3961	As1890	Ag3280	Ba2335	Be3130	Ca3181
Line	396.152 { 85}	189.042 {478}	328.068 {103}	233.527 {445}	313.042 {108}	318.128 {106}
IS Ref	(Y_3710)	(Y_2243)	(Y_3600)	(Y_2243)	(Y_3710)	(Y_3600)
Units	ppb	ppb	ppb	ppb	ppb	ppb
Avg	**2077.**	**1783.**	**48.58**	**1878.**	**49.69**	**45020.**
Stddev	28.	6.	.71	4.	.50	19.
%RSD	1.337	.3382	1.455	.2011	1.012	.0425
#1	2107.	1780.	48.12	1876.	49.97	44990.
#2	2073.	1779.	48.22	1876.	49.11	45030.
#3	2052.	1790.	49.39	1882.	49.98	45030.
Check ?	Chk Pass	Chk Pass	Chk Pass	Chk Pass	Chk Pass	Chk Pass
High Limit						
Low Limit						

Elem	Cd2265	Co2286	Cr2677	Cu3247	Fe2714	K_7664
Line	226.502 {449}	228.616 {447}	267.716 {126}	324.754 {104}	271.441 {124}	766.490 { 44}
IS Ref	(Y_2243)	(Y_2243)	(Y_3600)	(Y_3600)	(Y_3600)	(Y_3710)
Units	ppb	ppb	ppb	ppb	ppb	ppb
Avg	**54.77**	**478.2**	**327.4**	**231.7**	**1009.**	**20580.**
Stddev	.05	1.6	2.6	1.8	9.	116.
%RSD	.0972	.3433	.8058	.7709	.9139	.5655
#1	54.72	476.9	325.4	229.8	1008.	20700.
#2	54.82	477.6	326.5	231.9	1001.	20560.
#3	54.78	480.0	330.4	233.3	1019.	20470.
Check ?	Chk Pass	Chk Pass	Chk Pass	Chk Pass	Chk Pass	Chk Pass
High Limit						
Low Limit						

Elem	Mg2790	Mn2576	Na5895	Ni2316	Pb2203	Sb2068
Line	279.079 {121}	257.610 {131}	589.592 { 57}	231.604 {446}	220.353 {453}	206.833 {463}
IS Ref	(Y_3600)	(Y_3600)	(Y_3710)	(Y_2243)	(Y_2243)	(Y_2243)
Units	ppb	ppb	ppb	ppb	ppb	ppb
Avg	**21680.**	**550.6**	**60140.**	**473.7**	**429.4**	**462.1**
Stddev	27.	.4	325.	1.6	1.8	3.5
%RSD	.1236	.0648	.5406	.3277	.4217	.7676
#1	21650.	550.7	60450.	472.8	427.7	465.0
#2	21700.	550.3	60180.	472.9	429.3	458.1
#3	21700.	551.0	59800.	475.5	431.3	463.1
Check ?	Chk Pass	Chk Pass	Chk Pass	Chk Pass	Chk Pass	Chk Pass
High Limit						
Low Limit						

Sample Name: pds 460-111599-A-1-A Acquired: 4/12/2016 19:58:55 Type: Unk
Method: sw04052016(v4) Mode: CONC Corr. Factor: 1.000000
User: admin Custom ID1: Custom ID2: Custom ID3:
Comment:

Elem	Se196	Tl1908	V_2924	Zn2062	B_2089	Mo2020
Line	196.090 {472}	190.856 {477}	292.402 {115}	206.200 {463}	208.959 {461}	202.030 {467}
IS Ref	(Y_2243)	(Y_2243)	(Y_3600)	(Y_2243)	(Y_2243)	(Y_2243)
Units	ppb	ppb	ppb	ppb	ppb	ppb
Avg	**1860.**	**2047.**	**482.9**	**514.3**	**496.9**	**459.4**
Stddev	7.	4.	1.7	1.7	3.2	1.5
%RSD	.3506	.2082	.3590	.3308	.6442	.3208
#1	1853.	2051.	483.3	513.2	493.9	458.0
#2	1861.	2047.	481.1	513.4	496.6	459.2
#3	1866.	2042.	484.5	516.3	500.2	461.0
Check ?	Chk Pass	Chk Pass	Chk Pass	Chk Pass	Chk Pass	Chk Pass
High Limit						
Low Limit						

Elem	Sn1899	Sr4077	Ti3349	Si2881
Line	189.989 {477}	407.771 { 83}	334.941 {101}	288.158 {117}
IS Ref	(Y_2243)	(Y_3710)	(Y_3600)	(Y_2243)
Units	ppb	ppb	ppb	ppb
Avg	**471.9**	**609.8**	**497.9**	**2801.**
Stddev	1.7	2.7	.4	16.
%RSD	.3616	.4380	.0732	.5836
#1	471.8	612.6	498.2	2792.
#2	470.3	609.6	497.9	2820.
#3	473.7	607.2	497.5	2791.
Check ?	Chk Pass	Chk Pass	Chk Pass	Chk Pass
High Limit				
Low Limit				

Int. Std.	Y_2243	Y_3600	Y_3710
Line	224.306 {450}	360.073 { 94}	371.030 { 91}
Units	Cts/S	Cts/S	Cts/S
Avg	**3013.5**	**38199.**	**5970.6**
Stddev	10.6	98.	29.3
%RSD	.35220	.25564	.49069
#1	3025.4	38311.	5939.1
#2	3005.1	38130.	5975.5
#3	3009.9	38156.	5997.1

Sample Name: 460-110397-E-4-F Acquired: 4/12/2016 18:11:36 Type: Unk
Method: sw04052016(v4) Mode: CONC Corr. Factor: 1.000000
User: admin Custom ID1: Custom ID2: Custom ID3:
Comment:

Elem	Al3961	As1890	Ag3280	Ba2335	Be3130	Ca3181
Line	396.152 { 85}	189.042 {478}	328.068 {103}	233.527 {445}	313.042 {108}	318.128 {106}
IS Ref	(Y_3710)	(Y_2243)	(Y_3600)	(Y_2243)	(Y_3710)	(Y_3600)
Units	ppb	ppb	ppb	ppb	ppb	ppb
Avg	**1174.**	**14.63**	**.1223**	**19.40**	**-.0215**	**21390.**
Stddev	9.	2.18	.5604	.08	.0951	68.
%RSD	.7885	14.93	458.3	.4012	441.3	.3157
#1	1164.	13.89	-.0605	19.42	.0444	21320.
#2	1183.	17.09	.7513	19.32	-.1306	21410.
#3	1176.	12.91	-.3239	19.47	.0215	21450.
Check ?	Chk Pass	Chk Pass	Chk Pass	Chk Pass	Chk Pass	Chk Pass
High Limit						
Low Limit						

Elem	Cd2265	Co2286	Cr2677	Cu3247	Fe2714	K_7664
Line	226.502 {449}	228.616 {447}	267.716 {126}	324.754 {104}	271.441 {124}	766.490 { 44}
IS Ref	(Y_2243)	(Y_2243)	(Y_3600)	(Y_3600)	(Y_3600)	(Y_3710)
Units	ppb	ppb	ppb	ppb	ppb	ppb
Avg	**-.0098**	**.1401**	**4.342**	**15.62**	**767.3**	**3882.**
Stddev	.0875	.2085	.464	.18	3.2	34.
%RSD	895.2	148.9	10.69	1.181	.4148	.8878
#1	.0114	.3735	3.806	15.81	765.5	3879.
#2	-.1060	-.0278	4.604	15.62	765.4	3918.
#3	.0652	.0745	4.617	15.44	770.9	3850.
Check ?	Chk Pass	Chk Pass	Chk Pass	Chk Pass	Chk Pass	Chk Pass
High Limit						
Low Limit						

Elem	Mg2790	Mn2576	Na5895	Ni2316	Pb2203	Sb2068
Line	279.079 {121}	257.610 {131}	589.592 { 57}	231.604 {446}	220.353 {453}	206.833 {463}
IS Ref	(Y_3600)	(Y_3600)	(Y_3710)	(Y_2243)	(Y_2243)	(Y_2243)
Units	ppb	ppb	ppb	ppb	ppb	ppb
Avg	**724.1**	**13.06**	**14980.**	**7.343**	**-3.507**	**3.805**
Stddev	1.4	.07	31.	.721	1.244	1.380
%RSD	.2000	.5046	.2065	9.812	35.47	36.27
#1	725.5	13.01	14980.	7.333	-2.915	5.077
#2	722.6	13.04	14950.	8.068	-2.669	4.000
#3	724.3	13.14	15010.	6.628	-4.936	2.337
Check ?	Chk Pass	Chk Pass	Chk Pass	Chk Pass	Chk Pass	Chk Pass
High Limit						
Low Limit						

Sample Name: 460-110397-E-4-F Acquired: 4/12/2016 18:11:36 Type: Unk
Method: sw04052016(v4) Mode: CONC Corr. Factor: 1.000000
User: admin Custom ID1: Custom ID2: Custom ID3:
Comment:

Elem	Se196	Tl1908	V_2924	Zn2062	B_2089	Mo2020
Line	196.090 {472}	190.856 {477}	292.402 {115}	206.200 {463}	208.959 {461}	202.030 {467}
IS Ref	(Y_2243)	(Y_2243)	(Y_3600)	(Y_2243)	(Y_2243)	(Y_2243)
Units	ppb	ppb	ppb	ppb	ppb	ppb
Avg	**-.1817**	**-.1971**	**59.25**	**30.51**	**78.88**	**2.582**
Stddev	1.691	1.481	.46	.22	.93	.135
%RSD	930.4	751.4	.7756	.7119	1.175	5.218
#1	-2.132	-1.480	59.68	30.27	78.09	2.475
#2	.8659	-.5345	58.77	30.61	78.64	2.733
#3	.7210	1.423	59.32	30.66	79.90	2.538
Check ?	Chk Pass	Chk Pass	Chk Pass	Chk Pass	Chk Pass	Chk Pass
High Limit						
Low Limit						

Elem	Sn1899	Sr4077	Ti3349	Si2881
Line	189.989 {477}	407.771 { 83}	334.941 {101}	288.158 {117}
IS Ref	(Y_2243)	(Y_3710)	(Y_3600)	(Y_2243)
Units	ppb	ppb	ppb	ppb
Avg	**1.957**	**148.4**	**28.46**	**5690.**
Stddev	.590	.9	1.70	11.
%RSD	30.11	.6017	5.961	.1964
#1	1.460	148.2	27.29	5677.
#2	2.609	147.5	27.68	5697.
#3	1.803	149.3	30.40	5696.
Check ?	Chk Pass	Chk Pass	Chk Pass	Chk Pass
High Limit				
Low Limit				

Int. Std.	Y_2243	Y_3600	Y_3710
Line	224.306 {450}	360.073 { 94}	371.030 { 91}
Units	Cts/S	Cts/S	Cts/S
Avg	**2991.4**	**38309.**	**6075.2**
Stddev	9.9	63.	49.2
%RSD	.33113	.16534	.81001
#1	3002.4	38352.	6125.7
#2	2988.6	38237.	6072.6
#3	2983.2	38339.	6027.3

Sample Name: 460-110639-B-2-B Acquired: 4/12/2016 18:15:46 Type: Unk
Method: sw04052016(v4) Mode: CONC Corr. Factor: 1.000000
User: admin Custom ID1: Custom ID2: Custom ID3:
Comment:

Elem	Al3961	As1890	Ag3280	Ba2335	Be3130	Ca3181
Line	396.152 { 85}	189.042 {478}	328.068 {103}	233.527 {445}	313.042 {108}	318.128 {106}
IS Ref	(Y_3710)	(Y_2243)	(Y_3600)	(Y_2243)	(Y_3710)	(Y_3600)
Units	ppb	ppb	ppb	ppb	ppb	ppb
Avg	**2869.**	**3.321**	**.1385**	**24.67**	**-.0246**	**6582.**
Stddev	13.	1.112	.4941	.11	.1202	50.
%RSD	.4523	33.47	356.8	.4354	488.0	.7593
#1	2882.	4.556	.5496	24.55	.0200	6634.
#2	2856.	3.009	-.4096	24.74	.0669	6534.
#3	2870.	2.400	.2754	24.72	-.1607	6578.
Check ?	Chk Pass	Chk Pass	Chk Pass	Chk Pass	Chk Pass	Chk Pass
High Limit						
Low Limit						

Elem	Cd2265	Co2286	Cr2677	Cu3247	Fe2714	K_7664
Line	226.502 {449}	228.616 {447}	267.716 {126}	324.754 {104}	271.441 {124}	766.490 { 44}
IS Ref	(Y_2243)	(Y_2243)	(Y_3600)	(Y_3600)	(Y_3600)	(Y_3710)
Units	ppb	ppb	ppb	ppb	ppb	ppb
Avg	**.1351**	**.9051**	**3.985**	**4.883**	**2498.**	**801.5**
Stddev	.0696	.0457	.289	.252	14.	7.7
%RSD	51.54	5.047	7.263	5.162	.5429	.9658
#1	.2119	.9331	4.296	4.689	2504.	810.5
#2	.0761	.8524	3.936	5.168	2482.	797.6
#3	.1173	.9298	3.723	4.792	2507.	796.5
Check ?	Chk Pass	Chk Pass	Chk Pass	Chk Pass	Chk Pass	Chk Pass
High Limit						
Low Limit						

Elem	Mg2790	Mn2576	Na5895	Ni2316	Pb2203	Sb2068
Line	279.079 {121}	257.610 {131}	589.592 { 57}	231.604 {446}	220.353 {453}	206.833 {463}
IS Ref	(Y_3600)	(Y_3600)	(Y_3710)	(Y_2243)	(Y_2243)	(Y_2243)
Units	ppb	ppb	ppb	ppb	ppb	ppb
Avg	**970.2**	**51.59**	**10090.**	**2.972**	**34.39**	**.7170**
Stddev	1.6	.08	16.	.238	.58	.5647
%RSD	.1697	.1546	.1619	8.020	1.696	78.76
#1	972.1	51.59	10110.	2.768	34.59	.4565
#2	969.2	51.51	10080.	2.914	33.73	1.365
#3	969.3	51.67	10080.	3.234	34.84	.3295
Check ?	Chk Pass	Chk Pass	Chk Pass	Chk Pass	Chk Pass	Chk Pass
High Limit						
Low Limit						

Sample Name: 460-110639-B-2-B Acquired: 4/12/2016 18:15:46 Type: Unk
Method: sw04052016(v4) Mode: CONC Corr. Factor: 1.000000
User: admin Custom ID1: Custom ID2: Custom ID3:
Comment:

Elem	Se196	Tl1908	V_2924	Zn2062	B_2089	Mo2020
Line	196.090 {472}	190.856 {477}	292.402 {115}	206.200 {463}	208.959 {461}	202.030 {467}
IS Ref	(Y_2243)	(Y_2243)	(Y_3600)	(Y_2243)	(Y_2243)	(Y_2243)
Units	ppb	ppb	ppb	ppb	ppb	ppb
Avg	**.2173**	**1.407**	**5.747**	**24.93**	**46.70**	**7.297**
Stddev	1.847	2.167	.125	.29	.67	.076
%RSD	849.6	154.0	2.181	1.152	1.430	1.043
#1	1.790	-.8697	5.876	25.02	46.82	7.248
#2	-1.816	3.445	5.626	24.61	47.31	7.258
#3	.6777	1.646	5.740	25.16	45.99	7.384
Check ?	Chk Pass	Chk Pass	Chk Pass	Chk Pass	Chk Pass	Chk Pass
High Limit						
Low Limit						

Elem	Sn1899	Sr4077	Ti3349	Si2881
Line	189.989 {477}	407.771 { 83}	334.941 {101}	288.158 {117}
IS Ref	(Y_2243)	(Y_3710)	(Y_3600)	(Y_2243)
Units	ppb	ppb	ppb	ppb
Avg	**1.646**	**24.92**	**91.20**	**3792.**
Stddev	1.022	.00	1.76	54.
%RSD	62.10	.0087	1.935	1.418
#1	2.483	24.92	92.56	3730.
#2	.5067	24.92	91.84	3818.
#3	1.949	24.92	89.21	3827.
Check ?	Chk Pass	Chk Pass	Chk Pass	Chk Pass
High Limit				
Low Limit				

Int. Std.	Y_2243	Y_3600	Y_3710
Line	224.306 {450}	360.073 { 94}	371.030 { 91}
Units	Cts/S	Cts/S	Cts/S
Avg	**3048.5**	**38583.**	**6180.7**
Stddev	11.6	412.	139.8
%RSD	.38105	1.0674	2.2618
#1	3035.1	38146.	6019.3
#2	3056.1	38964.	6263.1
#3	3054.3	38641.	6259.6

Sample Name: 460-111691-A-1-B MS Acquired: 4/12/2016 20:07:04 Type: Unk
Method: sw04052016(v4) Mode: CONC Corr. Factor: 1.000000
User: admin Custom ID1: Custom ID2: Custom ID3:
Comment:

Elem	Al3961	As1890	Ag3280	Ba2335	Be3130	Ca3181
Line	396.152 { 85}	189.042 {478}	328.068 {103}	233.527 {445}	313.042 {108}	318.128 {106}
IS Ref	(Y_3710)	(Y_2243)	(Y_3600)	(Y_2243)	(Y_3710)	(Y_3600)
Units	ppb	ppb	ppb	ppb	ppb	ppb
Avg	**2159.**	**1866.**	**48.88**	**1975.**	**50.73**	**52500.**
Stddev	16.	3.	.60	3.	.08	170.
%RSD	.7470	.1643	1.231	.1679	.1600	.3236
#1	2171.	1863.	49.54	1976.	50.81	52630.
#2	2141.	1866.	48.36	1971.	50.72	52300.
#3	2166.	1869.	48.73	1977.	50.65	52560.
Check ?	Chk Pass	Chk Pass	Chk Pass	Chk Pass	Chk Pass	Chk Pass
High Limit						
Low Limit						

Elem	Cd2265	Co2286	Cr2677	Cu3247	Fe2714	K_7664
Line	226.502 {449}	228.616 {447}	267.716 {126}	324.754 {104}	271.441 {124}	766.490 { 44}
IS Ref	(Y_2243)	(Y_2243)	(Y_3600)	(Y_3600)	(Y_3600)	(Y_3710)
Units	ppb	ppb	ppb	ppb	ppb	ppb
Avg	**48.96**	**490.2**	**187.3**	**241.3**	**1169.**	**23960.**
Stddev	.11	.2	1.1	.1	13.	86.
%RSD	.2294	.0432	.5804	.0522	1.096	.3581
#1	49.09	490.1	186.7	241.1	1156.	24030.
#2	48.91	490.1	186.8	241.4	1182.	23990.
#3	48.88	490.4	188.6	241.4	1169.	23870.
Check ?	Chk Pass	Chk Pass	Chk Pass	Chk Pass	Chk Pass	Chk Pass
High Limit						
Low Limit						

Elem	Mg2790	Mn2576	Na5895	Ni2316	Pb2203	Sb2068
Line	279.079 {121}	257.610 {131}	589.592 { 57}	231.604 {446}	220.353 {453}	206.833 {463}
IS Ref	(Y_3600)	(Y_3600)	(Y_3710)	(Y_2243)	(Y_2243)	(Y_2243)
Units	ppb	ppb	ppb	ppb	ppb	ppb
Avg	**31450.**	**511.6**	**137200.**	**502.7**	**437.1**	**479.5**
Stddev	64.	.8	223.	1.0	.5	1.0
%RSD	.2032	.1516	.1621	.2086	.1111	.2105
#1	31450.	511.7	137500.	502.4	436.7	480.2
#2	31390.	510.8	137100.	501.9	437.6	480.0
#3	31520.	512.4	137000.	503.9	437.1	478.4
Check ?	Chk Pass	Chk Pass	Chk Pass	Chk Pass	Chk Pass	Chk Pass
High Limit						
Low Limit						

Sample Name: 460-111691-A-1-B MS Acquired: 4/12/2016 20:07:04 Type: Unk
Method: sw04052016(v4) Mode: CONC Corr. Factor: 1.000000
User: admin Custom ID1: Custom ID2: Custom ID3:
Comment:

Elem	Se196	Tl1908	V_2924	Zn2062	B_2089	Mo2020
Line	196.090 {472}	190.856 {477}	292.402 {115}	206.200 {463}	208.959 {461}	202.030 {467}
IS Ref	(Y_2243)	(Y_2243)	(Y_3600)	(Y_2243)	(Y_2243)	(Y_2243)
Units	ppb	ppb	ppb	ppb	ppb	ppb
Avg	**1920.**	**2066.**	**499.7**	**561.6**	**498.3**	**476.2**
Stddev	7.	6.	1.1	1.1	1.5	.4
%RSD	.3507	.2833	.2197	.2034	.3034	.0802
#1	1912.	2060.	500.4	562.1	496.8	476.0
#2	1924.	2072.	498.4	562.4	499.8	476.6
#3	1922.	2066.	500.2	560.3	498.1	475.8
Check ?	Chk Pass	Chk Pass	Chk Pass	Chk Pass	Chk Pass	Chk Pass
High Limit						
Low Limit						

Elem	Sn1899	Sr4077	Ti3349	Si2881
Line	189.989 {477}	407.771 { 83}	334.941 {101}	288.158 {117}
IS Ref	(Y_2243)	(Y_3710)	(Y_3600)	(Y_2243)
Units	ppb	ppb	ppb	ppb
Avg	**483.0**	**723.1**	**513.1**	**3677.**
Stddev	2.3	2.7	.3	17.
%RSD	.4737	.3738	.0545	.4539
#1	480.9	725.0	513.4	3688.
#2	482.8	724.2	513.0	3658.
#3	485.5	720.0	512.8	3685.
Check ?	Chk Pass	Chk Pass	Chk Pass	Chk Pass
High Limit				
Low Limit				

Int. Std.	Y_2243	Y_3600	Y_3710
Line	224.306 {450}	360.073 { 94}	371.030 { 91}
Units	Cts/S	Cts/S	Cts/S
Avg	**2983.7**	**37934.**	**6005.7**
Stddev	9.4	64.	15.1
%RSD	.31354	.16752	.25142
#1	2987.2	37950.	6003.9
#2	2990.8	37987.	5991.5
#3	2973.1	37863.	6021.6

Sample Name: 460-111595-B-1-A Acquired: 4/12/2016 20:15:16 Type: Unk
Method: sw04052016(v4) Mode: CONC Corr. Factor: 1.000000
User: admin Custom ID1: Custom ID2: Custom ID3:
Comment:

Elem	Al3961	As1890	Ag3280	Ba2335	Be3130	Ca3181
Line	396.152 { 85}	189.042 {478}	328.068 {103}	233.527 {445}	313.042 {108}	318.128 {106}
IS Ref	(Y_3710)	(Y_2243)	(Y_3600)	(Y_2243)	(Y_3710)	(Y_3600)
Units	ppb	ppb	ppb	ppb	ppb	ppb
Avg	**563.3**	**1.446**	**-.1596**	**64.24**	**-.1254**	**131900.**
Stddev	7.9	2.481	.2040	.29	.2144	654.
%RSD	1.397	171.6	127.8	.4453	171.0	.4957
#1	566.5	-.8877	-.3748	64.04	-.1159	132500.
#2	569.1	1.173	-.1350	64.57	-.3444	131800.
#3	554.3	4.052	.0310	64.11	.0841	131200.
Check ?	Chk Pass	Chk Pass	Chk Pass	Chk Pass	Chk Pass	Chk Pass
High Limit						
Low Limit						

Elem	Cd2265	Co2286	Cr2677	Cu3247	Fe2714	K_7664
Line	226.502 {449}	228.616 {447}	267.716 {126}	324.754 {104}	271.441 {124}	766.490 { 44}
IS Ref	(Y_2243)	(Y_2243)	(Y_3600)	(Y_3600)	(Y_3600)	(Y_3710)
Units	ppb	ppb	ppb	ppb	ppb	ppb
Avg	**.8180**	**.0577**	**12.72**	**5.311**	**278.1**	**19790.**
Stddev	.1557	.1964	.64	.229	7.5	44.
%RSD	19.03	340.5	4.997	4.309	2.707	.2239
#1	.7426	-.1670	13.32	5.126	275.8	19840.
#2	.9970	.1971	12.80	5.240	286.5	19750.
#3	.7143	.1429	12.05	5.567	272.0	19780.
Check ?	Chk Pass	Chk Pass	Chk Pass	Chk Pass	Chk Pass	Chk Pass
High Limit						
Low Limit						

Elem	Mg2790	Mn2576	Na5895	Ni2316	Pb2203	Sb2068
Line	279.079 {121}	257.610 {131}	589.592 { 57}	231.604 {446}	220.353 {453}	206.833 {463}
IS Ref	(Y_3600)	(Y_3600)	(Y_3710)	(Y_2243)	(Y_2243)	(Y_2243)
Units	ppb	ppb	ppb	ppb	ppb	ppb
Avg	**171.6**	**28.84**	**32570.**	**10.16**	**-7.431**	**-.5751**
Stddev	1.2	.10	76.	.48	1.022	1.092
%RSD	.6901	.3332	.2332	4.742	13.75	189.9
#1	172.5	28.81	32630.	10.12	-8.611	.1110
#2	172.1	28.95	32600.	10.67	-6.838	-.0018
#3	170.3	28.77	32490.	9.706	-6.844	-1.835
Check ?	Chk Pass	Chk Pass	Chk Pass	Chk Pass	Chk Pass	Chk Pass
High Limit						
Low Limit						

Sample Name: 460-111595-B-1-A Acquired: 4/12/2016 20:15:16 Type: Unk
Method: sw04052016(v4) Mode: CONC Corr. Factor: 1.000000
User: admin Custom ID1: Custom ID2: Custom ID3:
Comment:

Elem	Se196	Tl1908	V_2924	Zn2062	B_2089	Mo2020
Line	196.090 {472}	190.856 {477}	292.402 {115}	206.200 {463}	208.959 {461}	202.030 {467}
IS Ref	(Y_2243)	(Y_2243)	(Y_3600)	(Y_2243)	(Y_2243)	(Y_2243)
Units	ppb	ppb	ppb	ppb	ppb	ppb
Avg	**-3.081**	**1.414**	**13.04**	**12.72**	**8.080**	**14.62**
Stddev	2.216	1.268	.22	.12	.218	.23
%RSD	71.91	89.63	1.652	.9335	2.703	1.541
#1	-2.284	2.862	13.09	12.59	8.316	14.55
#2	-5.585	.8752	12.80	12.77	8.038	14.87
#3	-1.374	.5052	13.22	12.81	7.886	14.44
Check ?	Chk Pass	Chk Pass	Chk Pass	Chk Pass	Chk Pass	Chk Pass
High Limit						
Low Limit						

Elem	Sn1899	Sr4077	Ti3349	Si2881
Line	189.989 {477}	407.771 { 83}	334.941 {101}	288.158 {117}
IS Ref	(Y_2243)	(Y_3710)	(Y_3600)	(Y_2243)
Units	ppb	ppb	ppb	ppb
Avg	**.2593**	**5629.**	**2.200**	**5702.**
Stddev	.9600	11.	.111	41.
%RSD	370.2	.1912	5.051	.7201
#1	-.4124	5638.	2.241	5667.
#2	-.1686	5633.	2.285	5693.
#3	1.359	5617.	2.074	5747.
Check ?	Chk Pass	Chk Pass	Chk Pass	Chk Pass
High Limit				
Low Limit				

Int. Std.	Y_2243	Y_3600	Y_3710
Line	224.306 {450}	360.073 { 94}	371.030 { 91}
Units	Cts/S	Cts/S	Cts/S
Avg	**3032.8**	**38589.**	**6106.6**
Stddev	13.9	228.	42.8
%RSD	.45888	.59000	.70154
#1	3047.0	38849.	6155.9
#2	3032.1	38491.	6085.3
#3	3019.2	38426.	6078.5

Sample Name: MB 460-362089/1-A Acquired: 4/12/2016 18:24:08 Type: QC
Method: sw04052016(v4) Mode: CONC Corr. Factor: 1.000000
User: admin Custom ID1: Custom ID2: Custom ID3:
Comment:

Elem	Al3961	As1890	Ag3280	Ba2335	Be3130	Ca3181
Line	396.152 { 85}	189.042 {478}	328.068 {103}	233.527 {445}	313.042 {108}	318.128 {106}
IS Ref	(Y_3710)	(Y_2243)	(Y_3600)	(Y_2243)	(Y_3710)	(Y_3600)
Units	ppb	ppb	ppb	ppb	ppb	ppb
Avg	**4.902**	**.3232**	**-.0149**	**-.0740**	**-.0520**	**15.05**
Stddev	7.826	.7056	.4299	.0480	.0811	1.46
%RSD	159.7	218.3	2880.	64.85	156.0	9.722
#1	7.501	.6454	.1794	-.0472	-.0749	14.53
#2	11.10	-.4860	-.5077	-.1294	-.1192	16.70
#3	-3.894	.8102	.2835	-.0454	.0381	13.92
Check ?	Chk Pass	Chk Pass	Chk Pass	Chk Pass	Chk Pass	Chk Pass
High Limit						
Low Limit						

Elem	Cd2265	Co2286	Cr2677	Cu3247	Fe2714	K_7664
Line	226.502 {449}	228.616 {447}	267.716 {126}	324.754 {104}	271.441 {124}	766.490 { 44}
IS Ref	(Y_2243)	(Y_2243)	(Y_3600)	(Y_3600)	(Y_3600)	(Y_3710)
Units	ppb	ppb	ppb	ppb	ppb	ppb
Avg	**.1319**	**.0006**	**.2996**	**.0195**	**-9.113**	**11.07**
Stddev	.0858	.0468	.3429	.1458	9.945	26.59
%RSD	65.00	7209.	114.5	748.4	109.1	240.3
#1	.1954	-.0331	.1679	-.0391	1.561	-7.562
#2	.0344	.0540	.6888	-.0880	-18.12	-.7543
#3	.1660	-.0190	.0420	.1855	-10.78	41.52
Check ?	Chk Pass	Chk Pass	Chk Pass	Chk Pass	Chk Pass	Chk Pass
High Limit						
Low Limit						

Elem	Mg2790	Mn2576	Na5895	Ni2316	Pb2203	Sb2068
Line	279.079 {121}	257.610 {131}	589.592 { 57}	231.604 {446}	220.353 {453}	206.833 {463}
IS Ref	(Y_3600)	(Y_3600)	(Y_3710)	(Y_2243)	(Y_2243)	(Y_2243)
Units	ppb	ppb	ppb	ppb	ppb	ppb
Avg	**-.0912**	**.0060**	**11.98**	**.3248**	**.0574**	**.0740**
Stddev	.8173	.0251	3.94	.6948	1.914	.6569
%RSD	896.2	419.4	32.85	213.9	3331.	888.2
#1	.4770	.0048	8.706	-.1403	1.268	-.1571
#2	.2773	-.0185	10.89	-.0088	-2.149	-.4362
#3	-1.028	.0317	16.35	1.123	1.053	.8151
Check ?	Chk Pass	Chk Pass	Chk Pass	Chk Pass	Chk Pass	Chk Pass
High Limit						
Low Limit						

Sample Name: MB 460-362089/1-A Acquired: 4/12/2016 18:24:08 Type: QC
Method: sw04052016(v4) Mode: CONC Corr. Factor: 1.000000
User: admin Custom ID1: Custom ID2: Custom ID3:
Comment:

Elem	Se196	Tl1908	V_2924	Zn2062	B_2089	Mo2020
Line	196.090 {472}	190.856 {477}	292.402 {115}	206.200 {463}	208.959 {461}	202.030 {467}
IS Ref	(Y_2243)	(Y_2243)	(Y_3600)	(Y_2243)	(Y_2243)	(Y_2243)
Units	ppb	ppb	ppb	ppb	ppb	ppb
Avg	**-.5282**	**.3392**	**-.2303**	**.6865**	**-.2057**	**-.2608**
Stddev	1.741	1.396	.4182	.1151	.3601	.0505
%RSD	329.7	411.6	181.6	16.77	175.0	19.35
#1	1.105	1.424	-.6427	.8093	-.4324	-.2785
#2	-2.360	.8294	.1933	.6692	-.3942	-.2039
#3	-.3297	-1.236	-.2416	.5810	.2095	-.3002
Check ?	Chk Pass	Chk Pass	Chk Pass	Chk Pass	Chk Pass	Chk Pass
High Limit						
Low Limit						

Elem	Sn1899	Sr4077	Ti3349	Si2881
Line	189.989 {477}	407.771 { 83}	334.941 {101}	288.158 {117}
IS Ref	(Y_2243)	(Y_3710)	(Y_3600)	(Y_2243)
Units	ppb	ppb	ppb	ppb
Avg	**.5348**	**-.0500**	**-.0410**	**12.46**
Stddev	.1147	.0445	.1529	4.03
%RSD	21.45	89.15	373.4	32.32
#1	.4257	-.0004	.1304	8.910
#2	.5242	-.0628	-.0899	11.62
#3	.6545	-.0867	-.1634	16.83
Check ?	Chk Pass	Chk Pass	Chk Pass	None
High Limit				
Low Limit				

Int. Std.	Y_2243	Y_3600	Y_3710
Line	224.306 {450}	360.073 { 94}	371.030 { 91}
Units	Cts/S	Cts/S	Cts/S
Avg	**3027.1**	**38530.**	**6083.8**
Stddev	20.6	214.	26.3
%RSD	.68010	.55480	.43266
#1	3047.0	38659.	6110.4
#2	3028.3	38647.	6057.8
#3	3005.9	38283.	6083.2

Sample Name: 460-111595-B-4-A Acquired: 4/12/2016 20:28:08 Type: Unk
Method: sw04052016(v4) Mode: CONC Corr. Factor: 1.000000
User: admin Custom ID1: Custom ID2: Custom ID3:
Comment:

Elem	Al3961	As1890	Ag3280	Ba2335	Be3130	Ca3181
Line	396.152 { 85}	189.042 {478}	328.068 {103}	233.527 {445}	313.042 {108}	318.128 {106}
IS Ref	(Y_3710)	(Y_2243)	(Y_3600)	(Y_2243)	(Y_3710)	(Y_3600)
Units	ppb	ppb	ppb	ppb	ppb	ppb
Avg	**449.8**	**4.614**	**.3230**	**10.58**	**-.0978**	**95040.**
Stddev	3.2	2.280	.3842	.03	.0382	491.
%RSD	.7043	49.42	118.9	.2865	39.08	.5163
#1	449.3	5.060	.5887	10.62	-.0546	95500.
#2	446.9	6.639	-.1175	10.57	-.1274	95080.
#3	453.2	2.144	.4978	10.57	-.1113	94520.
Check ?	Chk Pass	Chk Pass	Chk Pass	Chk Pass	Chk Pass	Chk Pass
High Limit						
Low Limit						

Elem	Cd2265	Co2286	Cr2677	Cu3247	Fe2714	K_7664
Line	226.502 {449}	228.616 {447}	267.716 {126}	324.754 {104}	271.441 {124}	766.490 { 44}
IS Ref	(Y_2243)	(Y_2243)	(Y_3600)	(Y_3600)	(Y_3600)	(Y_3710)
Units	ppb	ppb	ppb	ppb	ppb	ppb
Avg	**.2845**	**.1607**	**84.83**	**8.241**	**885.1**	**2029.**
Stddev	.0666	.3771	1.07	.123	9.6	31.
%RSD	23.40	234.7	1.265	1.489	1.085	1.531
#1	.3538	.5640	85.69	8.380	896.0	1997.
#2	.2211	.1013	85.18	8.147	878.0	2032.
#3	.2785	-.1832	83.63	8.198	881.3	2058.
Check ?	Chk Pass	Chk Pass	Chk Pass	Chk Pass	Chk Pass	Chk Pass
High Limit						
Low Limit						

Elem	Mg2790	Mn2576	Na5895	Ni2316	Pb2203	Sb2068
Line	279.079 {121}	257.610 {131}	589.592 { 57}	231.604 {446}	220.353 {453}	206.833 {463}
IS Ref	(Y_3600)	(Y_3600)	(Y_3710)	(Y_2243)	(Y_2243)	(Y_2243)
Units	ppb	ppb	ppb	ppb	ppb	ppb
Avg	**8481.**	**146.3**	**28970.**	**3.729**	**-3.642**	**-2.046**
Stddev	82.	1.3	23.	.539	1.098	1.782
%RSD	.9624	.9032	.0786	14.46	30.16	87.08
#1	8565.	147.7	29000.	3.129	-3.522	-.8591
#2	8475.	146.0	28960.	3.886	-2.608	-4.095
#3	8402.	145.1	28960.	4.173	-4.795	-1.184
Check ?	Chk Pass	Chk Pass	Chk Pass	Chk Pass	Chk Pass	Chk Pass
High Limit						
Low Limit						

Sample Name: 460-111595-B-4-A Acquired: 4/12/2016 20:28:08 Type: Unk
Method: sw04052016(v4) Mode: CONC Corr. Factor: 1.000000
User: admin Custom ID1: Custom ID2: Custom ID3:
Comment:

Elem	Se196	Tl1908	V_2924	Zn2062	B_2089	Mo2020
Line	196.090 {472}	190.856 {477}	292.402 {115}	206.200 {463}	208.959 {461}	202.030 {467}
IS Ref	(Y_2243)	(Y_2243)	(Y_3600)	(Y_2243)	(Y_2243)	(Y_2243)
Units	ppb	ppb	ppb	ppb	ppb	ppb
Avg	**-1.925**	**2.892**	**.6972**	**3.322**	**56.15**	**-.3516**
Stddev	1.770	.526	.1101	.338	.49	.0461
%RSD	91.95	18.19	15.80	10.17	.8737	13.11
#1	-.2434	3.165	.6231	3.370	56.04	-.3257
#2	-1.759	3.225	.6448	3.633	55.73	-.3242
#3	-3.771	2.286	.8238	2.962	56.69	-.4048
Check ?	Chk Pass	Chk Pass	Chk Pass	Chk Pass	Chk Pass	Chk Pass
High Limit						
Low Limit						

Elem	Sn1899	Sr4077	Ti3349	Si2881
Line	189.989 {477}	407.771 { 83}	334.941 {101}	288.158 {117}
IS Ref	(Y_2243)	(Y_3710)	(Y_3600)	(Y_2243)
Units	ppb	ppb	ppb	ppb
Avg	**.7508**	**300.9**	**2.373**	**3967.**
Stddev	.2308	.9	.049	47.
%RSD	30.74	.2961	2.058	1.194
#1	.9934	300.1	2.393	3978.
#2	.7253	300.8	2.318	3915.
#3	.5338	301.8	2.409	4008.
Check ?	Chk Pass	Chk Pass	Chk Pass	Chk Pass
High Limit				
Low Limit				

Int. Std.	Y_2243	Y_3600	Y_3710
Line	224.306 {450}	360.073 { 94}	371.030 { 91}
Units	Cts/S	Cts/S	Cts/S
Avg	**3042.7**	**38969.**	**6149.3**
Stddev	7.1	29.	33.1
%RSD	.23217	.07557	.53755
#1	3050.4	38982.	6170.7
#2	3041.2	38935.	6111.2
#3	3036.5	38989.	6165.9

Sample Name: CCV Acquired: 4/12/2016 20:36:38 Type: QC
Method: sw04052016(v4) Mode: CONC Corr. Factor: 1.000000
User: admin Custom ID1: Custom ID2: Custom ID3:
Comment:

Elem	Al3961	As1890	Ag3280	Ba2335	Be3130	Ca3181
Line	396.152 { 85}	189.042 {478}	328.068 {103}	233.527 {445}	313.042 {108}	318.128 {106}
IS Ref	(Y_3710)	(Y_2243)	(Y_3600)	(Y_2243)	(Y_3710)	(Y_3600)
Units	ppb	ppb	ppb	ppb	ppb	ppb
Avg	**133000.**	**2317.**	**1252.**	**9587.**	**1017.**	**119500.**
Stddev	485.	6.	3.	4.	2.	222.
%RSD	.3646	.2480	.2179	.0401	.1995	.1856
#1	133600.	2316.	1250.	9592.	1018.	119300.
#2	132700.	2323.	1250.	9587.	1015.	119400.
#3	132800.	2312.	1255.	9584.	1018.	119700.
Check ?	Chk Pass	Chk Pass	Chk Pass	Chk Pass	Chk Pass	Chk Pass
Value						
Range						

Elem	Cd2265	Co2286	Cr2677	Cu3247	Fe2714	K_7664
Line	226.502 {449}	228.616 {447}	267.716 {126}	324.754 {104}	271.441 {124}	766.490 { 44}
IS Ref	(Y_2243)	(Y_2243)	(Y_3600)	(Y_3600)	(Y_3600)	(Y_3710)
Units	ppb	ppb	ppb	ppb	ppb	ppb
Avg	**1205.**	**2451.**	**4637.**	**12210.**	**102100.**	**50210.**
Stddev	.	1.	14.	15.	178.	67.
%RSD	.0388	.0460	.3007	.1264	.1743	.1324
#1	1206.	2452.	4622.	12190.	102100.	50280.
#2	1205.	2452.	4641.	12220.	102000.	50150.
#3	1205.	2450.	4649.	12220.	102300.	50200.
Check ?	Chk Pass	Chk Pass	Chk Pass	Chk Pass	Chk Pass	Chk Pass
Value						
Range						

Elem	Mg2790	Mn2576	Na5895	Ni2316	Pb2203	Sb2068
Line	279.079 {121}	257.610 {131}	589.592 { 57}	231.604 {446}	220.353 {453}	206.833 {463}
IS Ref	(Y_3600)	(Y_3600)	(Y_3710)	(Y_2243)	(Y_2243)	(Y_2243)
Units	ppb	ppb	ppb	ppb	ppb	ppb
Avg	**115400.**	**4933.**	**120300.**	**2366.**	**6910.**	**967.9**
Stddev	230.	5.	80.	1.	7.	1.8
%RSD	.1994	.0935	.0668	.0573	.1011	.1875
#1	115200.	4927.	120200.	2367.	6902.	970.0
#2	115500.	4935.	120200.	2365.	6915.	966.8
#3	115600.	4935.	120300.	2367.	6912.	966.9
Check ?	Chk Pass	Chk Pass	Chk Pass	Chk Pass	Chk Pass	Chk Pass
Value						
Range						

Sample Name: CCV Acquired: 4/12/2016 20:36:38 Type: QC
Method: sw04052016(v4) Mode: CONC Corr. Factor: 1.000000
User: admin Custom ID1: Custom ID2: Custom ID3:
Comment:

Elem	Se196	Tl1908	V_2924	Zn2062	B_2089	Mo2020
Line	196.090 {472}	190.856 {477}	292.402 {115}	206.200 {463}	208.959 {461}	202.030 {467}
IS Ref	(Y_2243)	(Y_2243)	(Y_3600)	(Y_2243)	(Y_2243)	(Y_2243)
Units	ppb	ppb	ppb	ppb	ppb	ppb
Avg	**2299.**	**2510.**	**2462.**	**2511.**	**922.9**	**2408.**
Stddev	4.	10.	4.	1.	1.0	1.
%RSD	.1760	.3853	.1594	.0284	.1058	.0598
#1	2303.	2512.	2458.	2511.	923.4	2408.
#2	2298.	2499.	2464.	2512.	923.5	2406.
#3	2295.	2518.	2465.	2510.	921.8	2409.
Check ?	Chk Pass	Chk Pass	Chk Pass	Chk Pass	Chk Pass	Chk Pass
Value						
Range						

Elem	Sn1899	Sr4077	Ti3349	Si2881
Line	189.989 {477}	407.771 { 83}	334.941 {101}	288.158 {117}
IS Ref	(Y_2243)	(Y_3710)	(Y_3600)	(Y_2243)
Units	ppb	ppb	ppb	ppb
Avg	**953.9**	**5112.**	**10320.**	**9640.**
Stddev	2.0	13.	32.	40.
%RSD	.2055	.2535	.3106	.4105
#1	952.7	5125.	10340.	9597.
#2	952.7	5099.	10340.	9675.
#3	956.1	5112.	10280.	9649.
Check ?	Chk Pass	Chk Pass	Chk Pass	None
Value				
Range				

Int. Std.	Y_2243	Y_3600	Y_3710
Line	224.306 {450}	360.073 { 94}	371.030 { 91}
Units	Cts/S	Cts/S	Cts/S
Avg	**2870.0**	**37170.**	**5979.5**
Stddev	4.4	84.	12.8
%RSD	.15328	.22525	.21465
#1	2867.3	37178.	5974.5
#2	2875.1	37250.	5994.0
#3	2867.7	37083.	5969.9

Sample Name: 460-111911-B-33-B DU Acquired: 4/12/2016 18:32:13 Type: Unk
Method: sw04052016(v4) Mode: CONC Corr. Factor: 1.000000
User: admin Custom ID1: Custom ID2: Custom ID3:
Comment:

Elem	Al3961	As1890	Ag3280	Ba2335	Be3130	Ca3181
Line	396.152 { 85}	189.042 {478}	328.068 {103}	233.527 {445}	313.042 {108}	318.128 {106}
IS Ref	(Y_3710)	(Y_2243)	(Y_3600)	(Y_2243)	(Y_3710)	(Y_3600)
Units	ppb	ppb	ppb	ppb	ppb	ppb
Avg	**53.67**	**-.1594**	**.0732**	**23.14**	**-.1136**	**20190.**
Stddev	7.29	2.039	.3490	.17	.0441	17.
%RSD	13.59	1280.	477.0	.7318	38.84	.0848
#1	50.77	-1.883	.1405	23.32	-.1567	20180.
#2	61.96	-.6876	-.3046	22.98	-.0685	20180.
#3	48.27	2.092	.3836	23.11	-.1157	20210.
Check ?	Chk Pass	Chk Pass	Chk Pass	Chk Pass	Chk Pass	Chk Pass
High Limit						
Low Limit						

Elem	Cd2265	Co2286	Cr2677	Cu3247	Fe2714	K_7664
Line	226.502 {449}	228.616 {447}	267.716 {126}	324.754 {104}	271.441 {124}	766.490 { 44}
IS Ref	(Y_2243)	(Y_2243)	(Y_3600)	(Y_3600)	(Y_3600)	(Y_3710)
Units	ppb	ppb	ppb	ppb	ppb	ppb
Avg	**.0640**	**-.1607**	**.1032**	**57.52**	**44.70**	**1276.**
Stddev	.0482	.2946	.3944	.53	4.24	27.
%RSD	75.29	183.3	382.3	.9190	9.494	2.088
#1	.1117	-.1309	-.3310	56.97	43.14	1259.
#2	.0154	.1179	.2011	58.03	49.50	1307.
#3	.0649	-.4690	.4393	57.55	41.45	1262.
Check ?	Chk Pass	Chk Pass	Chk Pass	Chk Pass	Chk Pass	Chk Pass
High Limit						
Low Limit						

Elem	Mg2790	Mn2576	Na5895	Ni2316	Pb2203	Sb2068
Line	279.079 {121}	257.610 {131}	589.592 { 57}	231.604 {446}	220.353 {453}	206.833 {463}
IS Ref	(Y_3600)	(Y_3600)	(Y_3710)	(Y_2243)	(Y_2243)	(Y_2243)
Units	ppb	ppb	ppb	ppb	ppb	ppb
Avg	**6604.**	**2.645**	**46710.**	**55.71**	**210.2**	**1.206**
Stddev	23.	.048	381.	.33	1.7	1.512
%RSD	.3489	1.831	.8151	.5845	.8186	125.4
#1	6583.	2.613	46780.	55.74	210.2	.7296
#2	6629.	2.621	47050.	55.37	208.4	2.898
#3	6600.	2.701	46300.	56.02	211.8	-.0110
Check ?	Chk Pass	Chk Pass	Chk Pass	Chk Pass	Chk Pass	Chk Pass
High Limit						
Low Limit						

Sample Name: 460-111911-B-33-B DU Acquired: 4/12/2016 18:32:13 Type: Unk
Method: sw04052016(v4) Mode: CONC Corr. Factor: 1.000000
User: admin Custom ID1: Custom ID2: Custom ID3:
Comment:

Elem	Se196	Tl1908	V_2924	Zn2062	B_2089	Mo2020
Line	196.090 {472}	190.856 {477}	292.402 {115}	206.200 {463}	208.959 {461}	202.030 {467}
IS Ref	(Y_2243)	(Y_2243)	(Y_3600)	(Y_2243)	(Y_2243)	(Y_2243)
Units	ppb	ppb	ppb	ppb	ppb	ppb
Avg	**-2.715**	**.2415**	**-.1198**	**706.8**	**18.50**	**-.0546**
Stddev	1.046	1.564	.2845	3.3	.75	.0672
%RSD	38.53	647.4	237.5	.4711	4.036	123.0
#1	-2.530	-.1723	-.4251	705.7	19.30	.0144
#2	-1.774	1.971	-.0722	704.1	17.83	-.1197
#3	-3.842	-1.074	.1379	710.5	18.37	-.0585
Check ?	Chk Pass	Chk Pass	Chk Pass	Chk Pass	Chk Pass	Chk Pass
High Limit						
Low Limit						

Elem	Sn1899	Sr4077	Ti3349	Si2881
Line	189.989 {477}	407.771 { 83}	334.941 {101}	288.158 {117}
IS Ref	(Y_2243)	(Y_3710)	(Y_3600)	(Y_2243)
Units	ppb	ppb	ppb	ppb
Avg	**2.257**	**84.83**	**1.010**	**3062.**
Stddev	.407	.89	.077	31.
%RSD	18.02	1.044	7.611	1.019
#1	1.834	84.20	.9273	3027.
#2	2.646	85.84	1.080	3070.
#3	2.290	84.44	1.022	3088.
Check ?	Chk Pass	Chk Pass	Chk Pass	Chk Pass
High Limit				
Low Limit				

Int. Std.	Y_2243	Y_3600	Y_3710
Line	224.306 {450}	360.073 { 94}	371.030 { 91}
Units	Cts/S	Cts/S	Cts/S
Avg	**2975.1**	**37842.**	**6048.6**
Stddev	14.4	83.	75.8
%RSD	.48363	.21962	1.2527
#1	2974.6	37768.	6020.5
#2	2989.8	37827.	5991.0
#3	2961.0	37932.	6134.5

Sample Name: 460-111911-B-33-A Acquired: 4/12/2016 18:36:21 Type: Unk
Method: sw04052016(v4) Mode: CONC Corr. Factor: 1.000000
User: admin Custom ID1: Custom ID2: Custom ID3:
Comment:

Elem	Al3961	As1890	Ag3280	Ba2335	Be3130	Ca3181
Line	396.152 { 85}	189.042 {478}	328.068 {103}	233.527 {445}	313.042 {108}	318.128 {106}
IS Ref	(Y_3710)	(Y_2243)	(Y_3600)	(Y_2243)	(Y_3710)	(Y_3600)
Units	ppb	ppb	ppb	ppb	ppb	ppb
Avg	**53.84**	**-.7691**	**-.0309**	**23.36**	**-.1736**	**20090.**
Stddev	4.58	.4008	.0433	.15	.2232	33.
%RSD	8.504	52.11	140.2	.6606	128.6	.1658
#1	57.35	-.9984	.0178	23.51	-.4014	20050.
#2	48.66	-.3063	-.0650	23.20	.0448	20100.
#3	55.49	-1.003	-.0454	23.38	-.1643	20110.
Check ?	Chk Pass	Chk Pass	Chk Pass	Chk Pass	Chk Pass	Chk Pass
High Limit						
Low Limit						

Elem	Cd2265	Co2286	Cr2677	Cu3247	Fe2714	K_7664
Line	226.502 {449}	228.616 {447}	267.716 {126}	324.754 {104}	271.441 {124}	766.490 { 44}
IS Ref	(Y_2243)	(Y_2243)	(Y_3600)	(Y_3600)	(Y_3600)	(Y_3710)
Units	ppb	ppb	ppb	ppb	ppb	ppb
Avg	**.1147**	**-.0483**	**.2677**	**57.71**	**52.23**	**1274.**
Stddev	.1123	.1611	.3177	.65	2.33	52.
%RSD	97.86	333.9	118.7	1.122	4.462	4.042
#1	.2389	.0085	-.0699	57.92	54.53	1255.
#2	.0205	-.2301	.3119	56.98	49.87	1333.
#3	.0847	.0768	.5609	58.23	52.28	1235.
Check ?	Chk Pass	Chk Pass	Chk Pass	Chk Pass	Chk Pass	Chk Pass
High Limit						
Low Limit						

Elem	Mg2790	Mn2576	Na5895	Ni2316	Pb2203	Sb2068
Line	279.079 {121}	257.610 {131}	589.592 { 57}	231.604 {446}	220.353 {453}	206.833 {463}
IS Ref	(Y_3600)	(Y_3600)	(Y_3710)	(Y_2243)	(Y_2243)	(Y_2243)
Units	ppb	ppb	ppb	ppb	ppb	ppb
Avg	**6598.**	**2.660**	**47120.**	**55.23**	**210.3**	**-.1566**
Stddev	27.	.055	100.	.41	.8	.5880
%RSD	.4164	2.081	.2112	.7373	.3754	375.4
#1	6575.	2.695	47220.	55.49	210.8	-.1228
#2	6628.	2.690	47140.	55.45	210.6	.4137
#3	6590.	2.596	47020.	54.77	209.4	-.7608
Check ?	Chk Pass	Chk Pass	Chk Pass	Chk Pass	Chk Pass	Chk Pass
High Limit						
Low Limit						

Sample Name: 460-111911-B-33-A Acquired: 4/12/2016 18:36:21 Type: Unk
Method: sw04052016(v4) Mode: CONC Corr. Factor: 1.000000
User: admin Custom ID1: Custom ID2: Custom ID3:
Comment:

Elem	Se196	Tl1908	V_2924	Zn2062	B_2089	Mo2020
Line	196.090 {472}	190.856 {477}	292.402 {115}	206.200 {463}	208.959 {461}	202.030 {467}
IS Ref	(Y_2243)	(Y_2243)	(Y_3600)	(Y_2243)	(Y_2243)	(Y_2243)
Units	ppb	ppb	ppb	ppb	ppb	ppb
Avg	**-.3534**	**1.253**	**-.2884**	**702.9**	**18.66**	**-.3767**
Stddev	5.027	1.626	.2459	.3	.38	.1518
%RSD	1423.	129.7	85.29	.0416	2.031	40.29
#1	1.159	-.6066	-.1590	702.7	18.99	-.4011
#2	3.744	1.961	-.1341	702.9	18.75	-.5148
#3	-5.963	2.405	-.5720	703.3	18.25	-.2142
Check ?	Chk Pass	Chk Pass	Chk Pass	Chk Pass	Chk Pass	Chk Pass
High Limit						
Low Limit						

Elem	Sn1899	Sr4077	Ti3349	Si2881
Line	189.989 {477}	407.771 { 83}	334.941 {101}	288.158 {117}
IS Ref	(Y_2243)	(Y_3710)	(Y_3600)	(Y_2243)
Units	ppb	ppb	ppb	ppb
Avg	**1.757**	**85.73**	**.9066**	**3083.**
Stddev	.250	.39	.0935	11.
%RSD	14.23	.4495	10.31	.3490
#1	1.471	85.63	.8215	3094.
#2	1.863	86.15	.8916	3072.
#3	1.936	85.40	1.007	3083.
Check ?	Chk Pass	Chk Pass	Chk Pass	Chk Pass
High Limit				
Low Limit				

Int. Std.	Y_2243	Y_3600	Y_3710
Line	224.306 {450}	360.073 { 94}	371.030 { 91}
Units	Cts/S	Cts/S	Cts/S
Avg	**2985.2**	**38152.**	**6090.7**
Stddev	4.5	36.	35.4
%RSD	.15162	.09566	.58100
#1	2983.7	38158.	6059.0
#2	2981.5	38185.	6084.2
#3	2990.2	38112.	6128.9

Sample Name: 460-111595-B-7-A Acquired: 4/12/2016 20:53:25 Type: Unk
Method: sw04052016(v4) Mode: CONC Corr. Factor: 1.000000
User: admin Custom ID1: Custom ID2: Custom ID3:
Comment:

Elem	Al3961	As1890	Ag3280	Ba2335	Be3130	Ca3181
Line	396.152 { 85}	189.042 {478}	328.068 {103}	233.527 {445}	313.042 {108}	318.128 {106}
IS Ref	(Y_3710)	(Y_2243)	(Y_3600)	(Y_2243)	(Y_3710)	(Y_3600)
Units	ppb	ppb	ppb	ppb	ppb	ppb
Avg	**2218.**	**2.578**	**1.099**	**25.63**	**1.411**	**58600.**
Stddev	26.	1.236	.441	.09	.032	101.
%RSD	1.154	47.96	40.08	.3414	2.248	.1721
#1	2194.	3.975	1.130	25.53	1.439	58490.
#2	2215.	1.626	1.524	25.68	1.377	58660.
#3	2245.	2.131	.6441	25.69	1.418	58660.
Check ?	Chk Pass	Chk Pass	Chk Pass	Chk Pass	Chk Pass	Chk Pass
High Limit						
Low Limit						

Elem	Cd2265	Co2286	Cr2677	Cu3247	Fe2714	K_7664
Line	226.502 {449}	228.616 {447}	267.716 {126}	324.754 {104}	271.441 {124}	766.490 { 44}
IS Ref	(Y_2243)	(Y_2243)	(Y_3600)	(Y_3600)	(Y_3600)	(Y_3710)
Units	ppb	ppb	ppb	ppb	ppb	ppb
Avg	**.0977**	**2.010**	**25.85**	**3.608**	**17210.**	**1559.**
Stddev	.0231	.103	.20	.129	96.	2.
%RSD	23.65	5.138	.7754	3.578	.5558	.1199
#1	.0797	1.998	25.73	3.464	17100.	1560.
#2	.0897	1.913	26.08	3.648	17250.	1557.
#3	.1238	2.119	25.74	3.713	17280.	1560.
Check ?	Chk Pass	Chk Pass	Chk Pass	Chk Pass	Chk Pass	Chk Pass
High Limit						
Low Limit						

Elem	Mg2790	Mn2576	Na5895	Ni2316	Pb2203	Sb2068
Line	279.079 {121}	257.610 {131}	589.592 { 57}	231.604 {446}	220.353 {453}	206.833 {463}
IS Ref	(Y_3600)	(Y_3600)	(Y_3710)	(Y_2243)	(Y_2243)	(Y_2243)
Units	ppb	ppb	ppb	ppb	ppb	ppb
Avg	**5393.**	**9433.**	**16100.**	**4.004**	**-8.563**	**-.9879**
Stddev	17.	75.	53.	.154	1.462	2.360
%RSD	.3108	.7972	.3305	3.846	17.08	238.9
#1	5377.	9346.	16070.	3.998	-6.908	.5933
#2	5394.	9479.	16070.	3.854	-9.103	-3.700
#3	5410.	9474.	16160.	4.162	-9.679	.1434
Check ?	Chk Pass	Chk Pass	Chk Pass	Chk Pass	Chk Pass	Chk Pass
High Limit						
Low Limit						

Sample Name: 460-111595-B-7-A Acquired: 4/12/2016 20:53:25 Type: Unk
Method: sw04052016(v4) Mode: CONC Corr. Factor: 1.000000
User: admin Custom ID1: Custom ID2: Custom ID3:
Comment:

Elem	Se196	Tl1908	V_2924	Zn2062	B_2089	Mo2020
Line	196.090 {472}	190.856 {477}	292.402 {115}	206.200 {463}	208.959 {461}	202.030 {467}
IS Ref	(Y_2243)	(Y_2243)	(Y_3600)	(Y_2243)	(Y_2243)	(Y_2243)
Units	ppb	ppb	ppb	ppb	ppb	ppb
Avg	**-3.373**	**6.392**	**8.134**	**13.33**	**23.21**	**.1799**
Stddev	3.112	1.392	.465	.13	.44	.0490
%RSD	92.28	21.77	5.711	.9412	1.887	27.22
#1	-4.624	6.211	8.658	13.18	23.48	.1796
#2	-5.665	7.866	7.774	13.40	23.44	.2291
#3	.1703	5.100	7.969	13.40	22.70	.1311
Check ?	Chk Pass	Chk Pass	Chk Pass	Chk Pass	Chk Pass	Chk Pass
High Limit						
Low Limit						

Elem	Sn1899	Sr4077	Ti3349	Si2881
Line	189.989 {477}	407.771 { 83}	334.941 {101}	288.158 {117}
IS Ref	(Y_2243)	(Y_3710)	(Y_3600)	(Y_2243)
Units	ppb	ppb	ppb	ppb
Avg	**-.3141**	**176.6**	**3.173**	**5552.**
Stddev	.0173	.7	.194	40.
%RSD	5.493	.3982	6.106	.7181
#1	-.3171	175.9	2.955	5520.
#2	-.3296	176.6	3.326	5538.
#3	-.2955	177.3	3.239	5597.
Check ?	Chk Pass	Chk Pass	Chk Pass	Chk Pass
High Limit				
Low Limit				

Int. Std.	Y_2243	Y_3600	Y_3710
Line	224.306 {450}	360.073 { 94}	371.030 { 91}
Units	Cts/S	Cts/S	Cts/S
Avg	**3222.5**	**40999.**	**6495.6**
Stddev	17.0	371.	73.2
%RSD	.52626	.90588	1.1270
#1	3242.1	41427.	6579.9
#2	3212.3	40806.	6458.3
#3	3213.2	40763.	6448.5

Sample Name: 460-111626-B-2-A Acquired: 4/12/2016 21:02:07 Type: Unk
Method: sw04052016(v4) Mode: CONC Corr. Factor: 1.000000
User: admin Custom ID1: Custom ID2: Custom ID3:
Comment:

Elem	Al3961	As1890	Ag3280	Ba2335	Be3130	Ca3181
Line	396.152 { 85}	189.042 {478}	328.068 {103}	233.527 {445}	313.042 {108}	318.128 {106}
IS Ref	(Y_3710)	(Y_2243)	(Y_3600)	(Y_2243)	(Y_3710)	(Y_3600)
Units	ppb	ppb	ppb	ppb	ppb	ppb
Avg	**227.1**	**3.841**	**.2749**	**57.64**	**-.1086**	**46540.**
Stddev	12.2	.888	.1922	.14	.0769	136.
%RSD	5.362	23.14	69.94	.2464	70.81	.2920
#1	220.2	3.523	.4853	57.55	-.0790	46410.
#2	219.9	4.844	.2308	57.56	-.1960	46540.
#3	241.2	3.154	.1085	57.80	-.0509	46680.
Check ?	Chk Pass	Chk Pass	Chk Pass	Chk Pass	Chk Pass	Chk Pass
High Limit						
Low Limit						

Elem	Cd2265	Co2286	Cr2677	Cu3247	Fe2714	K_7664
Line	226.502 {449}	228.616 {447}	267.716 {126}	324.754 {104}	271.441 {124}	766.490 { 44}
IS Ref	(Y_2243)	(Y_2243)	(Y_3600)	(Y_3600)	(Y_3600)	(Y_3710)
Units	ppb	ppb	ppb	ppb	ppb	ppb
Avg	**.3489**	**.0925**	**357.5**	**1.503**	**169.8**	**1243.**
Stddev	.0833	.0471	2.8	.097	4.5	34.
%RSD	23.87	50.87	.7829	6.448	2.647	2.732
#1	.2531	.0678	354.3	1.461	173.2	1214.
#2	.4047	.1468	359.3	1.435	171.5	1234.
#3	.3887	.0630	358.9	1.614	164.7	1280.
Check ?	Chk Pass	Chk Pass	Chk Pass	Chk Pass	Chk Pass	Chk Pass
High Limit						
Low Limit						

Elem	Mg2790	Mn2576	Na5895	Ni2316	Pb2203	Sb2068
Line	279.079 {121}	257.610 {131}	589.592 { 57}	231.604 {446}	220.353 {453}	206.833 {463}
IS Ref	(Y_3600)	(Y_3600)	(Y_3710)	(Y_2243)	(Y_2243)	(Y_2243)
Units	ppb	ppb	ppb	ppb	ppb	ppb
Avg	**5049.**	**433.5**	**15810.**	**7.668**	**-4.812**	**-2.773**
Stddev	20.	1.1	55.	.400	1.288	1.272
%RSD	.3968	.2556	.3476	5.214	26.78	45.85
#1	5026.	432.3	15760.	8.011	-3.329	-3.385
#2	5058.	433.6	15870.	7.763	-5.662	-1.311
#3	5064.	434.5	15800.	7.229	-5.444	-3.623
Check ?	Chk Pass	Chk Pass	Chk Pass	Chk Pass	Chk Pass	Chk Pass
High Limit						
Low Limit						

Sample Name: 460-111626-B-2-A Acquired: 4/12/2016 21:02:07 Type: Unk
Method: sw04052016(v4) Mode: CONC Corr. Factor: 1.000000
User: admin Custom ID1: Custom ID2: Custom ID3:
Comment:

Elem	Se196	Tl1908	V_2924	Zn2062	B_2089	Mo2020
Line	196.090 {472}	190.856 {477}	292.402 {115}	206.200 {463}	208.959 {461}	202.030 {467}
IS Ref	(Y_2243)	(Y_2243)	(Y_3600)	(Y_2243)	(Y_2243)	(Y_2243)
Units	ppb	ppb	ppb	ppb	ppb	ppb
Avg	**-.1325**	**2.354**	**-.5356**	**6.106**	**21.60**	**-.4927**
Stddev	3.342	.469	.1440	.282	.34	.1570
%RSD	2523.	19.92	26.89	4.623	1.575	31.87
#1	.3204	1.947	-.4099	5.922	21.91	-.3652
#2	-3.677	2.867	-.6928	5.966	21.66	-.6681
#3	2.960	2.249	-.5042	6.431	21.23	-.4448
Check ?	Chk Pass	Chk Pass	Chk Pass	Chk Pass	Chk Pass	Chk Pass
High Limit						
Low Limit						

Elem	Sn1899	Sr4077	Ti3349	Si2881
Line	189.989 {477}	407.771 { 83}	334.941 {101}	288.158 {117}
IS Ref	(Y_2243)	(Y_3710)	(Y_3600)	(Y_2243)
Units	ppb	ppb	ppb	ppb
Avg	**.3204**	**143.1**	**2.547**	**3820.**
Stddev	.2614	.6	.103	53.
%RSD	81.60	.4139	4.036	1.391
#1	.3946	142.4	2.547	3811.
#2	.0299	143.6	2.445	3772.
#3	.5368	143.2	2.650	3877.
Check ?	Chk Pass	Chk Pass	Chk Pass	Chk Pass
High Limit				
Low Limit				

Int. Std.	Y_2243	Y_3600	Y_3710
Line	224.306 {450}	360.073 { 94}	371.030 { 91}
Units	Cts/S	Cts/S	Cts/S
Avg	**3059.3**	**38848.**	**6140.3**
Stddev	9.3	224.	53.0
%RSD	.30396	.57561	.86391
#1	3066.9	39057.	6190.6
#2	3062.1	38875.	6084.9
#3	3049.0	38612.	6145.4

Sample Name: sd 460-111911-B-33-A Acquired: 4/12/2016 18:40:30 Type: Unk
Method: sw04052016(v4) Mode: CONC Corr. Factor: 1.000000
User: admin Custom ID1: Custom ID2: Custom ID3:
Comment:

Elem	Al3961	As1890	Ag3280	Ba2335	Be3130	Ca3181
Line	396.152 { 85}	189.042 {478}	328.068 {103}	233.527 {445}	313.042 {108}	318.128 {106}
IS Ref	(Y_3710)	(Y_2243)	(Y_3600)	(Y_2243)	(Y_3710)	(Y_3600)
Units	ppb	ppb	ppb	ppb	ppb	ppb
Avg	**12.94**	**1.441**	**.2740**	**4.402**	**-.1023**	**3964.**
Stddev	13.35	1.586	.3512	.083	.0984	18.
%RSD	103.2	110.1	128.2	1.885	96.20	.4604
#1	9.317	-.1541	.5974	4.497	-.0747	3951.
#2	27.72	1.458	.3242	4.342	-.2115	3955.
#3	1.777	3.018	-.0997	4.367	-.0206	3985.
Check ?	Chk Pass	Chk Pass	Chk Pass	Chk Pass	Chk Pass	Chk Pass
High Limit						
Low Limit						

Elem	Cd2265	Co2286	Cr2677	Cu3247	Fe2714	K_7664
Line	226.502 {449}	228.616 {447}	267.716 {126}	324.754 {104}	271.441 {124}	766.490 { 44}
IS Ref	(Y_2243)	(Y_2243)	(Y_3600)	(Y_3600)	(Y_3600)	(Y_3710)
Units	ppb	ppb	ppb	ppb	ppb	ppb
Avg	**.0501**	**-.1867**	**-.2034**	**10.96**	**8.445**	**241.1**
Stddev	.1128	.0171	.4863	.10	9.758	49.7
%RSD	225.0	9.154	239.0	.9124	115.5	20.59
#1	-.0116	-.2008	-.3658	10.84	-.5922	184.8
#2	-.0183	-.1677	-.5878	11.01	7.136	260.1
#3	.1803	-.1917	.3433	11.02	18.79	278.5
Check ?	Chk Pass	Chk Pass	Chk Pass	Chk Pass	Chk Pass	Chk Pass
High Limit						
Low Limit						

Elem	Mg2790	Mn2576	Na5895	Ni2316	Pb2203	Sb2068
Line	279.079 {121}	257.610 {131}	589.592 { 57}	231.604 {446}	220.353 {453}	206.833 {463}
IS Ref	(Y_3600)	(Y_3600)	(Y_3710)	(Y_2243)	(Y_2243)	(Y_2243)
Units	ppb	ppb	ppb	ppb	ppb	ppb
Avg	**1266.**	**.5506**	**9044.**	**10.94**	**41.02**	**.4028**
Stddev	5.	.0560	20.	.53	.46	.0542
%RSD	.3727	10.17	.2238	4.881	1.127	13.45
#1	1260.	.4914	9058.	11.54	40.90	.3613
#2	1268.	.6028	9053.	10.77	41.53	.4641
#3	1268.	.5577	9021.	10.52	40.63	.3831
Check ?	Chk Pass	Chk Pass	Chk Pass	Chk Pass	Chk Pass	Chk Pass
High Limit						
Low Limit						

Sample Name: sd 460-111911-B-33-A Acquired: 4/12/2016 18:40:30 Type: Unk
Method: sw04052016(v4) Mode: CONC Corr. Factor: 1.000000
User: admin Custom ID1: Custom ID2: Custom ID3:
Comment:

Elem	Se196	Tl1908	V_2924	Zn2062	B_2089	Mo2020
Line	196.090 {472}	190.856 {477}	292.402 {115}	206.200 {463}	208.959 {461}	202.030 {467}
IS Ref	(Y_2243)	(Y_2243)	(Y_3600)	(Y_2243)	(Y_2243)	(Y_2243)
Units	ppb	ppb	ppb	ppb	ppb	ppb
Avg	**-.8358**	**.3616**	**-.3143**	**136.6**	**3.560**	**-.4250**
Stddev	.9998	1.636	.2811	1.0	.267	.2934
%RSD	119.6	452.3	89.45	.7091	7.503	69.03
#1	-.1137	.8998	.0083	136.3	3.795	-.0896
#2	-1.977	1.660	-.5067	135.8	3.270	-.5513
#3	-.4168	-1.475	-.4444	137.6	3.617	-.6342
Check ?	Chk Pass	Chk Pass	Chk Pass	Chk Pass	Chk Pass	Chk Pass
High Limit						
Low Limit						

Elem	Sn1899	Sr4077	Ti3349	Si2881
Line	189.989 {477}	407.771 { 83}	334.941 {101}	288.158 {117}
IS Ref	(Y_2243)	(Y_3710)	(Y_3600)	(Y_2243)
Units	ppb	ppb	ppb	ppb
Avg	**1.182**	**16.55**	**.2976**	**593.8**
Stddev	.440	.09	.1235	6.0
%RSD	37.24	.5377	41.51	1.006
#1	.8421	16.48	.1716	590.0
#2	1.024	16.65	.4185	600.7
#3	1.679	16.52	.3028	590.7
Check ?	Chk Pass	Chk Pass	Chk Pass	Chk Pass
High Limit				
Low Limit				

Int. Std.	Y_2243	Y_3600	Y_3710
Line	224.306 {450}	360.073 { 94}	371.030 { 91}
Units	Cts/S	Cts/S	Cts/S
Avg	**3034.2**	**38428.**	**6014.3**
Stddev	14.9	169.	20.7
%RSD	.49098	.43875	.34485
#1	3033.8	38377.	6032.1
#2	3049.3	38616.	6019.1
#3	3019.6	38290.	5991.5

Sample Name: CCV Acquired: 4/12/2016 18:48:33 Type: QC
Method: sw04052016(v4) Mode: CONC Corr. Factor: 1.000000
User: admin Custom ID1: Custom ID2: Custom ID3:
Comment:

Elem	Al3961	As1890	Ag3280	Ba2335	Be3130	Ca3181
Line	396.152 { 85}	189.042 {478}	328.068 {103}	233.527 {445}	313.042 {108}	318.128 {106}
IS Ref	(Y_3710)	(Y_2243)	(Y_3600)	(Y_2243)	(Y_3710)	(Y_3600)
Units	ppb	ppb	ppb	ppb	ppb	ppb
Avg	**128800.**	**2369.**	**1230.**	**9707.**	**1006.**	**121500.**
Stddev	174.	6.	2.	7.	2.	326.
%RSD	.1353	.2388	.1657	.0734	.1787	.2682
#1	128800.	2375.	1233.	9708.	1008.	121700.
#2	128700.	2365.	1228.	9699.	1006.	121100.
#3	129000.	2365.	1230.	9713.	1005.	121600.
Check ?	Chk Pass	Chk Pass	Chk Pass	Chk Pass	Chk Pass	Chk Pass
Value						
Range						

Elem	Cd2265	Co2286	Cr2677	Cu3247	Fe2714	K_7664
Line	226.502 {449}	228.616 {447}	267.716 {126}	324.754 {104}	271.441 {124}	766.490 { 44}
IS Ref	(Y_2243)	(Y_2243)	(Y_3600)	(Y_3600)	(Y_3600)	(Y_3710)
Units	ppb	ppb	ppb	ppb	ppb	ppb
Avg	**1219.**	**2456.**	**4749.**	**12150.**	**101200.**	**49490.**
Stddev	1.	3.	7.	11.	455.	43.
%RSD	.1131	.1040	.1558	.0884	.4497	.0867
#1	1220.	2458.	4749.	12160.	101700.	49520.
#2	1217.	2453.	4741.	12140.	100800.	49510.
#3	1219.	2456.	4756.	12150.	101200.	49440.
Check ?	Chk Pass	Chk Pass	Chk Pass	Chk Pass	Chk Pass	Chk Pass
Value						
Range						

Elem	Mg2790	Mn2576	Na5895	Ni2316	Pb2203	Sb2068
Line	279.079 {121}	257.610 {131}	589.592 { 57}	231.604 {446}	220.353 {453}	206.833 {463}
IS Ref	(Y_3600)	(Y_3600)	(Y_3710)	(Y_2243)	(Y_2243)	(Y_2243)
Units	ppb	ppb	ppb	ppb	ppb	ppb
Avg	**118300.**	**4967.**	**120900.**	**2408.**	**7075.**	**964.1**
Stddev	320.	11.	271.	3.	14.	1.9
%RSD	.2702	.2267	.2238	.1054	.2014	.1939
#1	118500.	4973.	120600.	2409.	7083.	961.9
#2	117900.	4954.	121200.	2405.	7058.	965.2
#3	118300.	4973.	120900.	2409.	7083.	965.1
Check ?	Chk Pass	Chk Pass	Chk Pass	Chk Pass	Chk Pass	Chk Pass
Value						
Range						

Sample Name: CCV Acquired: 4/12/2016 18:48:33 Type: QC
Method: sw04052016(v4) Mode: CONC Corr. Factor: 1.000000
User: admin Custom ID1: Custom ID2: Custom ID3:
Comment:

Elem	Se196	Tl1908	V_2924	Zn2062	B_2089	Mo2020
Line	196.090 {472}	190.856 {477}	292.402 {115}	206.200 {463}	208.959 {461}	202.030 {467}
IS Ref	(Y_2243)	(Y_2243)	(Y_3600)	(Y_2243)	(Y_2243)	(Y_2243)
Units	ppb	ppb	ppb	ppb	ppb	ppb
Avg	**2362.**	**2500.**	**2473.**	**2514.**	**936.7**	**2425.**
Stddev	8.	9.	8.	2.	3.7	2.
%RSD	.3186	.3548	.3044	.0862	.3951	.0771
#1	2371.	2508.	2476.	2515.	940.7	2425.
#2	2357.	2500.	2464.	2512.	933.3	2424.
#3	2358.	2490.	2478.	2516.	936.1	2427.
Check ?	Chk Pass	Chk Pass	Chk Pass	Chk Pass	Chk Pass	Chk Pass
Value						
Range						

Elem	Sn1899	Sr4077	Ti3349	Si2881
Line	189.989 {477}	407.771 { 83}	334.941 {101}	288.158 {117}
IS Ref	(Y_2243)	(Y_3710)	(Y_3600)	(Y_2243)
Units	ppb	ppb	ppb	ppb
Avg	**965.7**	**5065.**	**10170.**	**9523.**
Stddev	1.0	1.	50.	51.
%RSD	.1028	.0153	.4911	.5368
#1	964.9	5065.	10190.	9466.
#2	965.4	5065.	10110.	9540.
#3	966.8	5066.	10200.	9564.
Check ?	Chk Pass	Chk Pass	Chk Pass	None
Value				
Range				

Int. Std.	Y_2243	Y_3600	Y_3710
Line	224.306 {450}	360.073 { 94}	371.030 { 91}
Units	Cts/S	Cts/S	Cts/S
Avg	**2860.1**	**36948.**	**6025.6**
Stddev	4.5	165.	9.2
%RSD	.15741	.44561	.15326
#1	2856.5	36786.	6015.3
#2	2865.1	37115.	6033.0
#3	2858.5	36942.	6028.6

Sample Name: 460-111626-B-7-A Acquired: 4/12/2016 21:23:23 Type: Unk
Method: sw04052016(v4) Mode: CONC Corr. Factor: 1.000000
User: admin Custom ID1: Custom ID2: Custom ID3:
Comment:

Elem	Al3961	As1890	Ag3280	Ba2335	Be3130	Ca3181
Line	396.152 { 85}	189.042 {478}	328.068 {103}	233.527 {445}	313.042 {108}	318.128 {106}
IS Ref	(Y_3710)	(Y_2243)	(Y_3600)	(Y_2243)	(Y_3710)	(Y_3600)
Units	ppb	ppb	ppb	ppb	ppb	ppb
Avg	**151.0**	**2.877**	**.3781**	**204.4**	**-.1173**	**76040.**
Stddev	12.4	1.019	.2639	.4	.0575	588.
%RSD	8.182	35.42	69.78	.2168	49.00	.7737
#1	138.9	3.059	.6523	203.9	-.0591	76710.
#2	150.5	1.779	.1260	204.4	-.1740	75800.
#3	163.6	3.792	.3561	204.8	-.1187	75600.
Check ?	Chk Pass	Chk Pass	Chk Pass	Chk Pass	Chk Pass	Chk Pass
High Limit						
Low Limit						

Elem	Cd2265	Co2286	Cr2677	Cu3247	Fe2714	K_7664
Line	226.502 {449}	228.616 {447}	267.716 {126}	324.754 {104}	271.441 {124}	766.490 { 44}
IS Ref	(Y_2243)	(Y_2243)	(Y_3600)	(Y_3600)	(Y_3600)	(Y_3710)
Units	ppb	ppb	ppb	ppb	ppb	ppb
Avg	**.1065**	**-.5069**	**9.295**	**.8830**	**46.13**	**2035.**
Stddev	.0988	.2511	.214	.2062	1.82	26.
%RSD	92.78	49.54	2.301	23.36	3.944	1.296
#1	.0009	-.2438	9.320	1.093	48.22	2013.
#2	.1968	-.5329	9.495	.6805	44.91	2028.
#3	.1220	-.7439	9.070	.8758	45.26	2065.
Check ?	Chk Pass	Chk Pass	Chk Pass	Chk Pass	Chk Pass	Chk Pass
High Limit						
Low Limit						

Elem	Mg2790	Mn2576	Na5895	Ni2316	Pb2203	Sb2068
Line	279.079 {121}	257.610 {131}	589.592 { 57}	231.604 {446}	220.353 {453}	206.833 {463}
IS Ref	(Y_3600)	(Y_3600)	(Y_3710)	(Y_2243)	(Y_2243)	(Y_2243)
Units	ppb	ppb	ppb	ppb	ppb	ppb
Avg	**11140.**	**20.39**	**19920.**	**.9595**	**-5.851**	**-1.433**
Stddev	58.	.27	40.	.4804	.938	1.165
%RSD	.5173	1.316	.2013	50.07	16.03	81.26
#1	11210.	20.66	19950.	1.484	-6.896	-2.711
#2	11130.	20.39	19880.	.5404	-5.080	-.4310
#3	11090.	20.13	19940.	.8543	-5.578	-1.158
Check ?	Chk Pass	Chk Pass	Chk Pass	Chk Pass	Chk Pass	Chk Pass
High Limit						
Low Limit						

Sample Name: 460-111626-B-7-A Acquired: 4/12/2016 21:23:23 Type: Unk
Method: sw04052016(v4) Mode: CONC Corr. Factor: 1.000000
User: admin Custom ID1: Custom ID2: Custom ID3:
Comment:

Elem	Se196	Tl1908	V_2924	Zn2062	B_2089	Mo2020
Line	196.090 {472}	190.856 {477}	292.402 {115}	206.200 {463}	208.959 {461}	202.030 {467}
IS Ref	(Y_2243)	(Y_2243)	(Y_3600)	(Y_2243)	(Y_2243)	(Y_2243)
Units	ppb	ppb	ppb	ppb	ppb	ppb
Avg	**-1.363**	**2.069**	**-.3837**	**6.631**	**35.67**	**-.2303**
Stddev	.329	.990	.2989	.078	.25	.2358
%RSD	24.13	47.86	77.91	1.180	.7092	102.4
#1	-1.320	3.088	-.0849	6.638	35.47	-.4570
#2	-1.712	1.111	-.3833	6.549	35.57	.0137
#3	-1.058	2.007	-.6828	6.705	35.95	-.2476
Check ?	Chk Pass	Chk Pass	Chk Pass	Chk Pass	Chk Pass	Chk Pass
High Limit						
Low Limit						

Elem	Sn1899	Sr4077	Ti3349	Si2881
Line	189.989 {477}	407.771 { 83}	334.941 {101}	288.158 {117}
IS Ref	(Y_2243)	(Y_3710)	(Y_3600)	(Y_2243)
Units	ppb	ppb	ppb	ppb
Avg	**.8727**	**1031.**	**2.385**	**4272.**
Stddev	.3742	3.	.187	8.
%RSD	42.88	.2480	7.833	.1829
#1	1.157	1033.	2.388	4264.
#2	.4488	1028.	2.570	4279.
#3	1.012	1032.	2.197	4272.
Check ?	Chk Pass	Chk Pass	Chk Pass	Chk Pass
High Limit				
Low Limit				

Int. Std.	Y_2243	Y_3600	Y_3710
Line	224.306 {450}	360.073 { 94}	371.030 { 91}
Units	Cts/S	Cts/S	Cts/S
Avg	**3016.5**	**37988.**	**5927.5**
Stddev	7.1	400.	67.1
%RSD	.23438	1.0524	1.1317
#1	3009.7	37595.	5879.7
#2	3015.8	37976.	5898.6
#3	3023.8	38394.	6004.2

Sample Name: CCVL Acquired: 4/12/2016 21:40:20 Type: QC
Method: sw04052016(v4) Mode: CONC Corr. Factor: 1.000000
User: admin Custom ID1: Custom ID2: Custom ID3:
Comment:

Elem	Al3961	As1890	Ag3280	Ba2335	Be3130	Ca3181
Line	396.152 { 85}	189.042 {478}	328.068 {103}	233.527 {445}	313.042 {108}	318.128 {106}
IS Ref	(Y_3710)	(Y_2243)	(Y_3600)	(Y_2243)	(Y_3710)	(Y_3600)
Units	ppb	ppb	ppb	ppb	ppb	ppb
Avg	**227.1**	**14.49**	**10.05**	**198.4**	**1.981**	**5004.**
Stddev	8.6	2.42	.40	.6	.103	16.
%RSD	3.782	16.71	3.949	.2903	5.217	.3262
#1	227.9	14.03	9.768	198.7	2.080	5009.
#2	235.3	17.11	10.50	198.7	1.989	4985.
#3	218.2	12.33	9.869	197.7	1.874	5017.
Check ?	Chk Pass	Chk Pass	Chk Pass	Chk Pass	Chk Pass	Chk Pass
Value						
Range						

Elem	Cd2265	Co2286	Cr2677	Cu3247	Fe2714	K_7664
Line	226.502 {449}	228.616 {447}	267.716 {126}	324.754 {104}	271.441 {124}	766.490 { 44}
IS Ref	(Y_2243)	(Y_2243)	(Y_3600)	(Y_3600)	(Y_3600)	(Y_3710)
Units	ppb	ppb	ppb	ppb	ppb	ppb
Avg	**4.246**	**51.53**	**9.902**	**24.55**	**160.5**	**4964.**
Stddev	.044	.17	.308	.41	8.7	21.
%RSD	1.046	.3270	3.114	1.677	5.404	.4177
#1	4.208	51.61	9.990	24.10	170.4	4960.
#2	4.295	51.34	10.16	24.64	156.9	4987.
#3	4.234	51.64	9.559	24.91	154.2	4946.
Check ?	Chk Pass	Chk Pass	Chk Pass	Chk Pass	Chk Pass	Chk Pass
Value						
Range						

Elem	Mg2790	Mn2576	Na5895	Ni2316	Pb2203	Sb2068
Line	279.079 {121}	257.610 {131}	589.592 { 57}	231.604 {446}	220.353 {453}	206.833 {463}
IS Ref	(Y_3600)	(Y_3600)	(Y_3710)	(Y_2243)	(Y_2243)	(Y_2243)
Units	ppb	ppb	ppb	ppb	ppb	ppb
Avg	**4673.**	**15.93**	**4819.**	**40.97**	**8.580**	**18.83**
Stddev	8.	.07	17.	.37	1.014	.70
%RSD	.1678	.4466	.3578	.9145	11.82	3.739
#1	4666.	15.95	4827.	40.97	8.940	19.07
#2	4681.	15.85	4830.	40.59	9.365	19.39
#3	4671.	15.99	4799.	41.34	7.435	18.04
Check ?	Chk Pass	Chk Pass	Chk Pass	Chk Pass	Chk Pass	Chk Pass
Value						
Range						

Sample Name: CCVL Acquired: 4/12/2016 21:40:20 Type: QC
Method: sw04052016(v4) Mode: CONC Corr. Factor: 1.000000
User: admin Custom ID1: Custom ID2: Custom ID3:
Comment:

Elem	Se196	Tl1908	V_2924	Zn2062	B_2089	Mo2020
Line	196.090 {472}	190.856 {477}	292.402 {115}	206.200 {463}	208.959 {461}	202.030 {467}
IS Ref	(Y_2243)	(Y_2243)	(Y_3600)	(Y_2243)	(Y_2243)	(Y_2243)
Units	ppb	ppb	ppb	ppb	ppb	ppb
Avg	**16.53**	**22.91**	**50.61**	**32.33**	**46.54**	**18.99**
Stddev	1.70	2.04	.57	.10	.54	.21
%RSD	10.28	8.897	1.119	.2946	1.158	1.100
#1	14.63	23.26	50.10	32.44	46.85	18.95
#2	17.03	24.75	51.22	32.26	46.84	18.80
#3	17.91	20.72	50.50	32.29	45.91	19.21
Check ?	Chk Pass	Chk Pass	Chk Pass	Chk Pass	Chk Pass	Chk Pass
Value						
Range						

Elem	Sn1899	Sr4077	Ti3349	Si2881
Line	189.989 {477}	407.771 { 83}	334.941 {101}	288.158 {117}
IS Ref	(Y_2243)	(Y_3710)	(Y_3600)	(Y_2243)
Units	ppb	ppb	ppb	ppb
Avg	**48.74**	**21.09**	**21.30**	F **16.38**
Stddev	.91	.19	.12	9.20
%RSD	1.863	.9081	.5495	56.17
#1	49.32	20.96	21.18	22.45
#2	49.21	21.31	21.42	20.88
#3	47.69	21.00	21.29	5.794
Check ?	Chk Pass	Chk Pass	Chk Pass	Chk Fail
Value				200.0
Range				-30.50%

Int. Std.	Y_2243	Y_3600	Y_3710
Line	224.306 {450}	360.073 { 94}	371.030 { 91}
Units	Cts/S	Cts/S	Cts/S
Avg	**3087.0**	**38943.**	**5988.7**
Stddev	12.5	192.	52.5
%RSD	.40386	.49252	.87633
#1	3077.6	38752.	5928.4
#2	3082.4	39136.	6023.8
#3	3101.2	38940.	6014.0

Sample Name: CCB Acquired: 4/12/2016 18:52:29 Type: QC
Method: sw04052016(v4) Mode: CONC Corr. Factor: 1.000000
User: admin Custom ID1: Custom ID2: Custom ID3:
Comment:

Elem	Al3961	As1890	Ag3280	Ba2335	Be3130	Ca3181
Line	396.152 { 85}	189.042 {478}	328.068 {103}	233.527 {445}	313.042 {108}	318.128 {106}
IS Ref	(Y_3710)	(Y_2243)	(Y_3600)	(Y_2243)	(Y_3710)	(Y_3600)
Units	ppb	ppb	ppb	ppb	ppb	ppb
Avg	**-.5862**	**2.371**	**.2906**	**.0318**	**-.1206**	**12.94**
Stddev	17.35	1.312	.3917	.0274	.0511	1.01
%RSD	2960.	55.35	134.8	86.21	42.35	7.816
#1	-19.66	3.736	.7428	.0522	-.0744	13.90
#2	14.26	1.118	.0734	.0425	-.1755	13.06
#3	3.637	2.260	.0557	.0006	-.1120	11.88
Check ?	Chk Pass	Chk Pass	Chk Pass	Chk Pass	Chk Pass	Chk Pass
High Limit						
Low Limit						

Elem	Cd2265	Co2286	Cr2677	Cu3247	Fe2714	K_7664
Line	226.502 {449}	228.616 {447}	267.716 {126}	324.754 {104}	271.441 {124}	766.490 { 44}
IS Ref	(Y_2243)	(Y_2243)	(Y_3600)	(Y_3600)	(Y_3600)	(Y_3710)
Units	ppb	ppb	ppb	ppb	ppb	ppb
Avg	**.1235**	**.0362**	**-.0184**	**.2568**	**9.502**	**49.24**
Stddev	.1638	.2179	.2537	.3704	6.186	28.89
%RSD	132.6	602.3	1379.	144.3	65.11	58.67
#1	.3003	-.1606	.0263	.6232	12.50	17.81
#2	.0935	.2704	.2100	-.1176	13.61	55.26
#3	-.0232	-.0013	-.2915	.2648	2.387	74.64
Check ?	Chk Pass	Chk Pass	Chk Pass	Chk Pass	Chk Pass	Chk Pass
High Limit						
Low Limit						

Elem	Mg2790	Mn2576	Na5895	Ni2316	Pb2203	Sb2068
Line	279.079 {121}	257.610 {131}	589.592 { 57}	231.604 {446}	220.353 {453}	206.833 {463}
IS Ref	(Y_3600)	(Y_3600)	(Y_3710)	(Y_2243)	(Y_2243)	(Y_2243)
Units	ppb	ppb	ppb	ppb	ppb	ppb
Avg	**-.7211**	**.1161**	**23.69**	**.4622**	**-.1931**	**1.197**
Stddev	2.481	.0756	13.99	.1558	.7632	.809
%RSD	344.1	65.12	59.04	33.70	395.2	67.59
#1	-1.759	.0971	39.84	.3479	-1.043	.3035
#2	-2.515	.1995	15.89	.3990	.0308	1.407
#3	2.111	.0518	15.34	.6396	.4331	1.879
Check ?	Chk Pass	Chk Pass	Chk Pass	Chk Pass	Chk Pass	Chk Pass
High Limit						
Low Limit						

Sample Name: CCB Acquired: 4/12/2016 18:52:29 Type: QC
Method: sw04052016(v4) Mode: CONC Corr. Factor: 1.000000
User: admin Custom ID1: Custom ID2: Custom ID3:
Comment:

Elem	Se196	Tl1908	V_2924	Zn2062	B_2089	Mo2020
Line	196.090 {472}	190.856 {477}	292.402 {115}	206.200 {463}	208.959 {461}	202.030 {467}
IS Ref	(Y_2243)	(Y_2243)	(Y_3600)	(Y_2243)	(Y_2243)	(Y_2243)
Units	ppb	ppb	ppb	ppb	ppb	ppb
Avg	**2.540**	**-.2354**	**-.1608**	**-.0190**	**1.115**	**.7285**
Stddev	1.233	.5249	.1942	.1067	.411	.2325
%RSD	48.55	223.0	120.7	560.4	36.86	31.91
#1	3.767	-.7617	.0526	-.1239	.9958	.9521
#2	2.552	.2881	-.3270	.0893	1.572	.7453
#3	1.301	-.2325	-.2081	-.0226	.7764	.4881
Check ?	Chk Pass	Chk Pass	Chk Pass	Chk Pass	Chk Pass	Chk Pass
High Limit						
Low Limit						

Elem	Sn1899	Sr4077	Ti3349	Si2881
Line	189.989 {477}	407.771 { 83}	334.941 {101}	288.158 {117}
IS Ref	(Y_2243)	(Y_3710)	(Y_3600)	(Y_2243)
Units	ppb	ppb	ppb	ppb
Avg	**.3788**	**.1185**	**.4525**	**5.239**
Stddev	.4279	.0131	.0929	4.772
%RSD	113.0	11.03	20.53	91.07
#1	-.0582	.1313	.5563	.7647
#2	.7970	.1051	.3775	4.693
#3	.3976	.1191	.4235	10.26
Check ?	Chk Pass	Chk Pass	Chk Pass	None
High Limit				
Low Limit				

Int. Std.	Y_2243	Y_3600	Y_3710
Line	224.306 {450}	360.073 { 94}	371.030 { 91}
Units	Cts/S	Cts/S	Cts/S
Avg	**3040.9**	**38598.**	**6076.7**
Stddev	8.9	100.	70.2
%RSD	.29143	.25815	1.1550
#1	3051.1	38709.	6056.4
#2	3036.7	38571.	6154.7
#3	3035.0	38515.	6018.8

Sample Name: pds 460-111911-B-33- Acquired: 4/12/2016 19:00:51 Type: Unk
Method: sw04052016(v4) Mode: CONC Corr. Factor: 1.000000
User: admin Custom ID1: Custom ID2: Custom ID3:
Comment:

Elem	Al3961	As1890	Ag3280	Ba2335	Be3130	Ca3181
Line	396.152 { 85}	189.042 {478}	328.068 {103}	233.527 {445}	313.042 {108}	318.128 {106}
IS Ref	(Y_3710)	(Y_2243)	(Y_3600)	(Y_2243)	(Y_3710)	(Y_3600)
Units	ppb	ppb	ppb	ppb	ppb	ppb
Avg	**2100.**	**1764.**	**46.32**	**1875.**	**48.98**	**37790.**
Stddev	20.	1.	.22	4.	.08	61.
%RSD	.9299	.0538	.4823	.2056	.1682	.1605
#1	2078.	1764.	46.18	1878.	48.93	37820.
#2	2116.	1763.	46.19	1877.	48.94	37730.
#3	2105.	1764.	46.57	1871.	49.08	37840.
Check ?	Chk Pass	Chk Pass	Chk Pass	Chk Pass	Chk Pass	Chk Pass
High Limit						
Low Limit						

Elem	Cd2265	Co2286	Cr2677	Cu3247	Fe2714	K_7664
Line	226.502 {449}	228.616 {447}	267.716 {126}	324.754 {104}	271.441 {124}	766.490 { 44}
IS Ref	(Y_2243)	(Y_2243)	(Y_3600)	(Y_3600)	(Y_3600)	(Y_3710)
Units	ppb	ppb	ppb	ppb	ppb	ppb
Avg	**47.33**	**478.9**	**185.4**	**286.0**	**1030.**	**18850.**
Stddev	.21	.7	1.9	1.9	6.	27.
%RSD	.4377	.1507	1.036	.6547	.5742	.1412
#1	47.45	478.4	183.4	283.9	1023.	18830.
#2	47.45	479.7	185.7	286.9	1033.	18840.
#3	47.09	478.5	187.2	287.3	1034.	18880.
Check ?	Chk Pass	Chk Pass	Chk Pass	Chk Pass	Chk Pass	Chk Pass
High Limit						
Low Limit						

Elem	Mg2790	Mn2576	Na5895	Ni2316	Pb2203	Sb2068
Line	279.079 {121}	257.610 {131}	589.592 { 57}	231.604 {446}	220.353 {453}	206.833 {463}
IS Ref	(Y_3600)	(Y_3600)	(Y_3710)	(Y_2243)	(Y_2243)	(Y_2243)
Units	ppb	ppb	ppb	ppb	ppb	ppb
Avg	**23540.**	**485.6**	**64290.**	**526.7**	**638.8**	**455.7**
Stddev	32.	.5	144.	1.0	2.7	.2
%RSD	.1362	.1131	.2237	.1979	.4269	.0531
#1	23550.	486.0	64390.	527.7	640.9	455.6
#2	23500.	485.0	64340.	526.8	639.7	455.5
#3	23550.	485.8	64120.	525.6	635.7	455.9
Check ?	Chk Pass	Chk Pass	Chk Pass	Chk Pass	Chk Pass	Chk Pass
High Limit						
Low Limit						

Sample Name: pds 460-111911-B-33- Acquired: 4/12/2016 19:00:51 Type: Unk
Method: sw04052016(v4) Mode: CONC Corr. Factor: 1.000000
User: admin Custom ID1: Custom ID2: Custom ID3:
Comment:

Elem	Se196	Tl1908	V_2924	Zn2062	B_2089	Mo2020
Line	196.090 {472}	190.856 {477}	292.402 {115}	206.200 {463}	208.959 {461}	202.030 {467}
IS Ref	(Y_2243)	(Y_2243)	(Y_3600)	(Y_2243)	(Y_2243)	(Y_2243)
Units	ppb	ppb	ppb	ppb	ppb	ppb
Avg	**1791.**	**2023.**	**487.4**	**1177.**	**467.2**	**467.1**
Stddev	4.	5.	2.1	4.	1.4	.6
%RSD	.2449	.2321	.4253	.3074	.2975	.1334
#1	1793.	2018.	486.2	1181.	466.0	466.5
#2	1793.	2026.	486.2	1174.	468.7	467.7
#3	1785.	2026.	489.8	1176.	466.8	467.0
Check ?	Chk Pass	Chk Pass	Chk Pass	Chk Pass	Chk Pass	Chk Pass
High Limit						
Low Limit						

Elem	Sn1899	Sr4077	Ti3349	Si2881
Line	189.989 {477}	407.771 { 83}	334.941 {101}	288.158 {117}
IS Ref	(Y_2243)	(Y_3710)	(Y_3600)	(Y_2243)
Units	ppb	ppb	ppb	ppb
Avg	**474.2**	**570.1**	**498.7**	**3139.**
Stddev	1.3	1.2	.1	13.
%RSD	.2762	.2158	.0205	.4125
#1	474.9	570.2	498.6	3127.
#2	474.9	571.3	498.8	3138.
#3	472.7	568.8	498.6	3153.
Check ?	Chk Pass	Chk Pass	Chk Pass	Chk Pass
High Limit				
Low Limit				

Int. Std.	Y_2243	Y_3600	Y_3710
Line	224.306 {450}	360.073 { 94}	371.030 { 91}
Units	Cts/S	Cts/S	Cts/S
Avg	**2988.3**	**38180.**	**6040.5**
Stddev	8.3	11.	27.1
%RSD	.27665	.02845	.44897
#1	2979.4	38168.	6067.9
#2	2995.8	38190.	6013.7
#3	2989.6	38182.	6039.8

Sample Name: CCVL Acquired: 4/12/2016 22:01:37 Type: QC
Method: sw04052016(v4) Mode: CONC Corr. Factor: 1.000000
User: admin Custom ID1: Custom ID2: Custom ID3:
Comment:

Elem	Al3961	As1890	Ag3280	Ba2335	Be3130	Ca3181
Line	396.152 { 85}	189.042 {478}	328.068 {103}	233.527 {445}	313.042 {108}	318.128 {106}
IS Ref	(Y_3710)	(Y_2243)	(Y_3600)	(Y_2243)	(Y_3710)	(Y_3600)
Units	ppb	ppb	ppb	ppb	ppb	ppb
Avg	**244.8**	**12.61**	**10.30**	**195.9**	**1.996**	**4930.**
Stddev	9.1	1.81	.49	.5	.060	24.
%RSD	3.723	14.34	4.750	.2718	2.987	.4793
#1	253.3	12.60	9.838	196.3	1.929	4956.
#2	235.2	10.81	10.26	195.3	2.045	4910.
#3	245.9	14.43	10.81	196.2	2.014	4923.
Check ?	Chk Pass	Chk Pass	Chk Pass	Chk Pass	Chk Pass	Chk Pass
Value						
Range						

Elem	Cd2265	Co2286	Cr2677	Cu3247	Fe2714	K_7664
Line	226.502 {449}	228.616 {447}	267.716 {126}	324.754 {104}	271.441 {124}	766.490 { 44}
IS Ref	(Y_2243)	(Y_2243)	(Y_3600)	(Y_3600)	(Y_3600)	(Y_3710)
Units	ppb	ppb	ppb	ppb	ppb	ppb
Avg	**4.236**	**51.32**	**9.515**	**24.96**	**154.7**	**5016.**
Stddev	.017	.11	.595	.06	8.3	32.
%RSD	.3907	.2052	6.249	.2288	5.353	.6422
#1	4.227	51.37	9.142	25.02	150.7	4990.
#2	4.256	51.20	10.20	24.91	164.2	5006.
#3	4.227	51.40	9.202	24.94	149.2	5052.
Check ?	Chk Pass	Chk Pass	Chk Pass	Chk Pass	Chk Pass	Chk Pass
Value						
Range						

Elem	Mg2790	Mn2576	Na5895	Ni2316	Pb2203	Sb2068
Line	279.079 {121}	257.610 {131}	589.592 { 57}	231.604 {446}	220.353 {453}	206.833 {463}
IS Ref	(Y_3600)	(Y_3600)	(Y_3710)	(Y_2243)	(Y_2243)	(Y_2243)
Units	ppb	ppb	ppb	ppb	ppb	ppb
Avg	**4534.**	**15.65**	**4781.**	**40.64**	**10.21**	**18.62**
Stddev	15.	.01	26.	.32	1.37	1.06
%RSD	.3267	.0700	.5451	.7889	13.37	5.675
#1	4550.	15.66	4762.	40.66	10.52	19.01
#2	4532.	15.66	4771.	40.31	8.721	17.42
#3	4521.	15.64	4811.	40.95	11.40	19.43
Check ?	Chk Pass	Chk Pass	Chk Pass	Chk Pass	Chk Pass	Chk Pass
Value						
Range						

Sample Name: CCVL Acquired: 4/12/2016 22:01:37 Type: QC
Method: sw04052016(v4) Mode: CONC Corr. Factor: 1.000000
User: admin Custom ID1: Custom ID2: Custom ID3:
Comment:

Elem	Se196	Tl1908	V_2924	Zn2062	B_2089	Mo2020
Line	196.090 {472}	190.856 {477}	292.402 {115}	206.200 {463}	208.959 {461}	202.030 {467}
IS Ref	(Y_2243)	(Y_2243)	(Y_3600)	(Y_2243)	(Y_2243)	(Y_2243)
Units	ppb	ppb	ppb	ppb	ppb	ppb
Avg	**16.81**	**24.27**	**50.30**	**32.16**	**45.98**	**18.93**
Stddev	2.14	.55	.36	.28	.07	.50
%RSD	12.74	2.272	.7212	.8653	.1538	2.664
#1	19.23	23.67	50.70	32.41	45.90	19.25
#2	15.16	24.75	50.21	31.86	46.03	18.35
#3	16.04	24.41	49.99	32.21	46.00	19.18
Check ?	Chk Pass	Chk Pass	Chk Pass	Chk Pass	Chk Pass	Chk Pass
Value						
Range						

Elem	Sn1899	Sr4077	Ti3349	Si2881
Line	189.989 {477}	407.771 { 83}	334.941 {101}	288.158 {117}
IS Ref	(Y_2243)	(Y_3710)	(Y_3600)	(Y_2243)
Units	ppb	ppb	ppb	ppb
Avg	**47.88**	**21.18**	**21.31**	F **20.04**
Stddev	.62	.13	.31	18.47
%RSD	1.286	.5915	1.452	92.20
#1	47.31	21.10	21.67	33.72
#2	48.53	21.11	21.08	-.9773
#3	47.80	21.32	21.19	27.37
Check ?	Chk Pass	Chk Pass	Chk Pass	Chk Fail
Value				200.0
Range				-30.50%

Int. Std.	Y_2243	Y_3600	Y_3710
Line	224.306 {450}	360.073 { 94}	371.030 { 91}
Units	Cts/S	Cts/S	Cts/S
Avg	**3100.3**	**39258.**	**5999.4**
Stddev	10.9	46.	21.9
%RSD	.35007	.11740	.36434
#1	3098.8	39216.	6023.9
#2	3111.8	39251.	5981.8
#3	3090.3	39307.	5992.5

Sample Name: 460-111911-A-47-A Acquired: 4/12/2016 19:08:56 Type: Unk
Method: sw04052016(v4) Mode: CONC Corr. Factor: 1.000000
User: admin Custom ID1: Custom ID2: Custom ID3:
Comment:

Elem	Al3961	As1890	Ag3280	Ba2335	Be3130	Ca3181
Line	396.152 { 85}	189.042 {478}	328.068 {103}	233.527 {445}	313.042 {108}	318.128 {106}
IS Ref	(Y_3710)	(Y_2243)	(Y_3600)	(Y_2243)	(Y_3710)	(Y_3600)
Units	ppb	ppb	ppb	ppb	ppb	ppb
Avg	**44.77**	**1.820**	**.0656**	**24.54**	**-.1100**	**20140.**
Stddev	5.37	1.344	.3283	.17	.0532	28.
%RSD	11.99	73.85	500.1	.6841	48.36	.1391
#1	49.79	2.856	.3115	24.53	-.1676	20110.
#2	45.41	2.305	.1926	24.38	-.0998	20130.
#3	39.11	.3009	-.3072	24.71	-.0627	20170.
Check ?	Chk Pass	Chk Pass	Chk Pass	Chk Pass	Chk Pass	Chk Pass
High Limit						
Low Limit						

Elem	Cd2265	Co2286	Cr2677	Cu3247	Fe2714	K_7664
Line	226.502 {449}	228.616 {447}	267.716 {126}	324.754 {104}	271.441 {124}	766.490 { 44}
IS Ref	(Y_2243)	(Y_2243)	(Y_3600)	(Y_3600)	(Y_3600)	(Y_3710)
Units	ppb	ppb	ppb	ppb	ppb	ppb
Avg	**.0802**	**-.2183**	**-.1707**	**202.7**	**9.273**	**1246.**
Stddev	.0658	.2248	.2020	1.3	15.20	43.
%RSD	82.02	103.0	118.4	.6432	163.9	3.433
#1	.1450	.0276	-.1441	203.9	18.60	1200.
#2	.0823	-.4134	-.3847	202.9	17.48	1256.
#3	.0134	-.2690	.0168	201.3	-8.261	1284.
Check ?	Chk Pass	Chk Pass	Chk Pass	Chk Pass	Chk Pass	Chk Pass
High Limit						
Low Limit						

Elem	Mg2790	Mn2576	Na5895	Ni2316	Pb2203	Sb2068
Line	279.079 {121}	257.610 {131}	589.592 { 57}	231.604 {446}	220.353 {453}	206.833 {463}
IS Ref	(Y_3600)	(Y_3600)	(Y_3710)	(Y_2243)	(Y_2243)	(Y_2243)
Units	ppb	ppb	ppb	ppb	ppb	ppb
Avg	**6565.**	**1.611**	**46220.**	**1.149**	**-3.894**	**1.170**
Stddev	32.	.069	232.	.428	1.527	.747
%RSD	.4920	4.283	.5022	37.21	39.22	63.82
#1	6592.	1.621	46380.	1.553	-2.314	2.005
#2	6574.	1.674	46320.	1.193	-4.005	.5663
#3	6529.	1.537	45950.	.7013	-5.363	.9385
Check ?	Chk Pass	Chk Pass	Chk Pass	Chk Pass	Chk Pass	Chk Pass
High Limit						
Low Limit						

Sample Name: 460-111911-A-47-A Acquired: 4/12/2016 19:08:56 Type: Unk
Method: sw04052016(v4) Mode: CONC Corr. Factor: 1.000000
User: admin Custom ID1: Custom ID2: Custom ID3:
Comment:

Elem	Se196	Tl1908	V_2924	Zn2062	B_2089	Mo2020
Line	196.090 {472}	190.856 {477}	292.402 {115}	206.200 {463}	208.959 {461}	202.030 {467}
IS Ref	(Y_2243)	(Y_2243)	(Y_3600)	(Y_2243)	(Y_2243)	(Y_2243)
Units	ppb	ppb	ppb	ppb	ppb	ppb
Avg	**-.8287**	**.3234**	**-.2024**	**8.631**	**18.01**	**-.3090**
Stddev	2.910	.9276	.1583	.078	.31	.2412
%RSD	351.1	286.8	78.22	.9032	1.725	78.07
#1	-3.643	1.324	-.2469	8.709	17.72	-.0341
#2	-1.010	.1541	-.3337	8.554	17.98	-.4855
#3	2.168	-.5079	-.0266	8.629	18.34	-.4073
Check ?	Chk Pass	Chk Pass	Chk Pass	Chk Pass	Chk Pass	Chk Pass
High Limit						
Low Limit						

Elem	Sn1899	Sr4077	Ti3349	Si2881
Line	189.989 {477}	407.771 { 83}	334.941 {101}	288.158 {117}
IS Ref	(Y_2243)	(Y_3710)	(Y_3600)	(Y_2243)
Units	ppb	ppb	ppb	ppb
Avg	**.4381**	**85.08**	**1.111**	**3026.**
Stddev	.5838	.16	.095	13.
%RSD	133.3	.1873	8.579	.4144
#1	.8271	84.93	1.040	3012.
#2	.7204	85.25	1.075	3029.
#3	-.2332	85.05	1.220	3037.
Check ?	Chk Pass	Chk Pass	Chk Pass	Chk Pass
High Limit				
Low Limit				

Int. Std.	Y_2243	Y_3600	Y_3710
Line	224.306 {450}	360.073 { 94}	371.030 { 91}
Units	Cts/S	Cts/S	Cts/S
Avg	**2996.5**	**37888.**	**6044.9**
Stddev	5.5	173.	37.0
%RSD	.18339	.45623	.61230
#1	2997.7	38050.	6033.5
#2	3001.3	37909.	6015.0
#3	2990.5	37706.	6086.3

Sample Name: 460-110252-G-8-A Acquired: 4/12/2016 19:13:07 Type: Unk
Method: sw04052016(v4) Mode: CONC Corr. Factor: 1.000000
User: admin Custom ID1: Custom ID2: Custom ID3:
Comment:

Elem	Al3961	As1890	Ag3280	Ba2335	Be3130	Ca3181
Line	396.152 { 85}	189.042 {478}	328.068 {103}	233.527 {445}	313.042 {108}	318.128 {106}
IS Ref	(Y_3710)	(Y_2243)	(Y_3600)	(Y_2243)	(Y_3710)	(Y_3600)
Units	ppb	ppb	ppb	ppb	ppb	ppb
Avg	**576.7**	**2.612**	**.1204**	**91.11**	**.5523**	**16620.**
Stddev	11.5	1.696	.2171	.15	.1370	11.
%RSD	1.988	64.92	180.3	.1615	24.80	.0645
#1	564.0	1.804	.3287	90.98	.3960	16610.
#2	579.8	4.561	-.1045	91.27	.6511	16630.
#3	586.3	1.472	.1370	91.07	.6099	16610.
Check ?	Chk Pass	Chk Pass	Chk Pass	Chk Pass	Chk Pass	Chk Pass
High Limit						
Low Limit						

Elem	Cd2265	Co2286	Cr2677	Cu3247	Fe2714	K_7664
Line	226.502 {449}	228.616 {447}	267.716 {126}	324.754 {104}	271.441 {124}	766.490 { 44}
IS Ref	(Y_2243)	(Y_2243)	(Y_3600)	(Y_3600)	(Y_3600)	(Y_3710)
Units	ppb	ppb	ppb	ppb	ppb	ppb
Avg	**.2029**	**2.310**	**136.6**	**2.998**	**1202.**	**7635.**
Stddev	.1085	.335	.9	.103	7.	9.
%RSD	53.46	14.52	.6317	3.424	.5647	.1133
#1	.2702	2.530	136.1	3.047	1210.	7626.
#2	.2607	2.477	137.6	2.880	1197.	7643.
#3	.0778	1.924	136.1	3.067	1199.	7635.
Check ?	Chk Pass	Chk Pass	Chk Pass	Chk Pass	Chk Pass	Chk Pass
High Limit						
Low Limit						

Elem	Mg2790	Mn2576	Na5895	Ni2316	Pb2203	Sb2068
Line	279.079 {121}	257.610 {131}	589.592 { 57}	231.604 {446}	220.353 {453}	206.833 {463}
IS Ref	(Y_3600)	(Y_3600)	(Y_3710)	(Y_2243)	(Y_2243)	(Y_2243)
Units	ppb	ppb	ppb	ppb	ppb	ppb
Avg	**4430.**	**136.6**	**47710.**	**14.26**	**-5.816**	**.0285**
Stddev	11.	.3	358.	.39	.956	.6497
%RSD	.2492	.1990	.7493	2.746	16.44	2278.
#1	4417.	136.5	47880.	14.07	-6.321	-.7214
#2	4436.	136.9	47950.	14.71	-4.713	.3859
#3	4437.	136.5	47300.	13.99	-6.414	.4210
Check ?	Chk Pass	Chk Pass	Chk Pass	Chk Pass	Chk Pass	Chk Pass
High Limit						
Low Limit						

Sample Name: 460-110252-G-8-A Acquired: 4/12/2016 19:13:07 Type: Unk
Method: sw04052016(v4) Mode: CONC Corr. Factor: 1.000000
User: admin Custom ID1: Custom ID2: Custom ID3:
Comment:

Elem	Se196	Tl1908	V_2924	Zn2062	B_2089	Mo2020
Line	196.090 {472}	190.856 {477}	292.402 {115}	206.200 {463}	208.959 {461}	202.030 {467}
IS Ref	(Y_2243)	(Y_2243)	(Y_3600)	(Y_2243)	(Y_2243)	(Y_2243)
Units	ppb	ppb	ppb	ppb	ppb	ppb
Avg	**-.4214**	**.8512**	**.6802**	**41.28**	**25.98**	**.8008**
Stddev	3.143	.4620	.3249	.24	.20	.0907
%RSD	745.9	54.28	47.77	.5762	.7583	11.32
#1	.1464	1.272	.3218	41.40	26.20	.7306
#2	2.399	.3568	.9555	41.01	25.84	.9031
#3	-3.809	.9249	.7632	41.44	25.90	.7686
Check ?	Chk Pass	Chk Pass	Chk Pass	Chk Pass	Chk Pass	Chk Pass
High Limit						
Low Limit						

Elem	Sn1899	Sr4077	Ti3349	Si2881
Line	189.989 {477}	407.771 { 83}	334.941 {101}	288.158 {117}
IS Ref	(Y_2243)	(Y_3710)	(Y_3600)	(Y_2243)
Units	ppb	ppb	ppb	ppb
Avg	**.5084**	**110.3**	**9.189**	**4593.**
Stddev	.2143	.4	.247	51.
%RSD	42.15	.3790	2.692	1.106
#1	.6223	110.3	9.030	4544.
#2	.6416	110.7	9.474	4591.
#3	.2612	109.9	9.063	4645.
Check ?	Chk Pass	Chk Pass	Chk Pass	Chk Pass
High Limit				
Low Limit				

Int. Std.	Y_2243	Y_3600	Y_3710
Line	224.306 {450}	360.073 { 94}	371.030 { 91}
Units	Cts/S	Cts/S	Cts/S
Avg	**3017.3**	**38349.**	**6118.6**
Stddev	7.8	18.	42.8
%RSD	.25714	.04790	.69868
#1	3026.0	38340.	6081.4
#2	3014.5	38371.	6109.0
#3	3011.3	38338.	6165.3

Sample Name: 460-111530-A-17-A Acquired: 4/12/2016 19:17:17 Type: Unk
Method: sw04052016(v4) Mode: CONC Corr. Factor: 1.000000
User: admin Custom ID1: Custom ID2: Custom ID3:
Comment:

Elem	Al3961	As1890	Ag3280	Ba2335	Be3130	Ca3181
Line	396.152 { 85}	189.042 {478}	328.068 {103}	233.527 {445}	313.042 {108}	318.128 {106}
IS Ref	(Y_3710)	(Y_2243)	(Y_3600)	(Y_2243)	(Y_3710)	(Y_3600)
Units	ppb	ppb	ppb	ppb	ppb	ppb
Avg	**-.9200**	**1.708**	**.0696**	**.1738**	**-.0489**	**33.86**
Stddev	7.556	1.272	.3995	.1040	.0870	6.11
%RSD	821.3	74.46	574.0	59.81	178.0	18.04
#1	-8.399	2.671	.5284	.2909	.0413	34.50
#2	-1.071	.2663	-.1178	.0921	-.0555	27.46
#3	6.710	2.187	-.2018	.1385	-.1324	39.63
Check ?	Chk Pass	Chk Pass	Chk Pass	Chk Pass	Chk Pass	Chk Pass
High Limit						
Low Limit						

Elem	Cd2265	Co2286	Cr2677	Cu3247	Fe2714	K_7664
Line	226.502 {449}	228.616 {447}	267.716 {126}	324.754 {104}	271.441 {124}	766.490 { 44}
IS Ref	(Y_2243)	(Y_2243)	(Y_3600)	(Y_3600)	(Y_3600)	(Y_3710)
Units	ppb	ppb	ppb	ppb	ppb	ppb
Avg	**.1700**	**-.0815**	**.2690**	**.3875**	**-4.550**	**18.51**
Stddev	.1014	.2297	.0723	.1915	9.155	22.84
%RSD	59.66	281.8	26.87	49.43	201.2	123.4
#1	.0603	.1811	.3120	.2399	2.320	36.54
#2	.1892	-.1805	.1856	.6040	-1.029	-7.185
#3	.2604	-.2451	.3094	.3188	-14.94	26.17
Check ?	Chk Pass	Chk Pass	Chk Pass	Chk Pass	Chk Pass	Chk Pass
High Limit						
Low Limit						

Elem	Mg2790	Mn2576	Na5895	Ni2316	Pb2203	Sb2068
Line	279.079 {121}	257.610 {131}	589.592 { 57}	231.604 {446}	220.353 {453}	206.833 {463}
IS Ref	(Y_3600)	(Y_3600)	(Y_3710)	(Y_2243)	(Y_2243)	(Y_2243)
Units	ppb	ppb	ppb	ppb	ppb	ppb
Avg	**2.960**	**-.0071**	**35.46**	**.6062**	**-.0575**	**-.6689**
Stddev	2.503	.0273	8.81	.3707	1.047	1.306
%RSD	84.54	382.5	24.83	61.14	1820.	195.2
#1	2.822	.0206	45.48	1.012	.4008	-1.587
#2	.5295	-.0341	31.92	.2856	.6820	-1.246
#3	5.529	-.0079	28.97	.5209	-1.255	.8261
Check ?	Chk Pass	Chk Pass	Chk Pass	Chk Pass	Chk Pass	Chk Pass
High Limit						
Low Limit						

Sample Name: 460-111530-A-17-A Acquired: 4/12/2016 19:17:17 Type: Unk
Method: sw04052016(v4) Mode: CONC Corr. Factor: 1.000000
User: admin Custom ID1: Custom ID2: Custom ID3:
Comment:

Elem	Se196	Tl1908	V_2924	Zn2062	B_2089	Mo2020
Line	196.090 {472}	190.856 {477}	292.402 {115}	206.200 {463}	208.959 {461}	202.030 {467}
IS Ref	(Y_2243)	(Y_2243)	(Y_3600)	(Y_2243)	(Y_2243)	(Y_2243)
Units	ppb	ppb	ppb	ppb	ppb	ppb
Avg	**-3.233**	**2.274**	**-.1228**	**1.012**	**7.008**	**-.4827**
Stddev	3.146	.928	.1092	.083	.657	.0534
%RSD	97.29	40.80	88.92	8.187	9.375	11.06
#1	.2642	3.292	-.0256	1.064	7.121	-.4281
#2	-4.133	1.475	-.2410	1.056	7.601	-.5348
#3	-5.831	2.055	-.1019	.9169	6.301	-.4852
Check ?	Chk Pass	Chk Pass	Chk Pass	Chk Pass	Chk Pass	Chk Pass
High Limit						
Low Limit						

Elem	Sn1899	Sr4077	Ti3349	Si2881
Line	189.989 {477}	407.771 { 83}	334.941 {101}	288.158 {117}
IS Ref	(Y_2243)	(Y_3710)	(Y_3600)	(Y_2243)
Units	ppb	ppb	ppb	ppb
Avg	**.0764**	**.0637**	**-.1348**	**43.26**
Stddev	.0357	.0997	.0469	15.00
%RSD	46.79	156.5	34.76	34.67
#1	.0722	.1694	-.0965	47.54
#2	.0429	-.0287	-.1870	55.66
#3	.1140	.0504	-.1209	26.59
Check ?	Chk Pass	Chk Pass	Chk Pass	Chk Pass
High Limit				
Low Limit				

Int. Std.	Y_2243	Y_3600	Y_3710
Line	224.306 {450}	360.073 { 94}	371.030 { 91}
Units	Cts/S	Cts/S	Cts/S
Avg	**3081.9**	**38844.**	**6106.9**
Stddev	11.1	178.	29.7
%RSD	.35955	.45789	.48572
#1	3093.2	38982.	6140.9
#2	3081.6	38907.	6086.6
#3	3071.0	38643.	6093.1

Sample Name: MB 460-361411/1-A Acquired: 4/12/2016 19:21:31 Type: QC
Method: sw04052016(v4) Mode: CONC Corr. Factor: 1.000000
User: admin Custom ID1: Custom ID2: Custom ID3:
Comment:

Elem	Al3961	As1890	Ag3280	Ba2335	Be3130	Ca3181
Line	396.152 { 85}	189.042 {478}	328.068 {103}	233.527 {445}	313.042 {108}	318.128 {106}
IS Ref	(Y_3710)	(Y_2243)	(Y_3600)	(Y_2243)	(Y_3710)	(Y_3600)
Units	ppb	ppb	ppb	ppb	ppb	ppb
Avg	**-8.459**	**.4599**	**.1258**	**-.1096**	**-.1452**	**25.54**
Stddev	8.544	.8895	.7770	.0190	.1717	6.01
%RSD	101.0	193.4	617.8	17.30	118.3	23.53
#1	-8.138	.0381	.4420	-.1303	-.0960	29.81
#2	-17.16	1.482	-.7595	-.0930	-.3361	18.67
#3	-.0796	-.1402	.6948	-.1055	-.0034	28.15
Check ?	Chk Pass	Chk Pass	Chk Pass	Chk Pass	Chk Pass	Chk Pass
High Limit						
Low Limit						

Elem	Cd2265	Co2286	Cr2677	Cu3247	Fe2714	K_7664
Line	226.502 {449}	228.616 {447}	267.716 {126}	324.754 {104}	271.441 {124}	766.490 { 44}
IS Ref	(Y_2243)	(Y_2243)	(Y_3600)	(Y_3600)	(Y_3600)	(Y_3710)
Units	ppb	ppb	ppb	ppb	ppb	ppb
Avg	**.1705**	**-.3830**	**-.0176**	**.3104**	**-.1637**	**10.89**
Stddev	.0828	.0658	.5904	.2341	8.764	48.81
%RSD	48.54	17.17	3361.	75.42	5353.	448.4
#1	.2414	-.3087	-.6829	.1257	-5.745	-44.37
#2	.1906	-.4069	.1864	.2318	-4.685	28.86
#3	.0795	-.4335	.4438	.5737	9.938	48.17
Check ?	Chk Pass	Chk Pass	Chk Pass	Chk Pass	Chk Pass	Chk Pass
High Limit						
Low Limit						

Elem	Mg2790	Mn2576	Na5895	Ni2316	Pb2203	Sb2068
Line	279.079 {121}	257.610 {131}	589.592 { 57}	231.604 {446}	220.353 {453}	206.833 {463}
IS Ref	(Y_3600)	(Y_3600)	(Y_3710)	(Y_2243)	(Y_2243)	(Y_2243)
Units	ppb	ppb	ppb	ppb	ppb	ppb
Avg	**-.4505**	**-.0355**	**11.05**	**.1504**	**.4368**	**1.539**
Stddev	2.244	.0640	7.01	.4112	.8223	.703
%RSD	498.2	180.3	63.41	273.3	188.3	45.67
#1	1.995	.0071	18.78	.5217	.5891	2.305
#2	-.9304	-.0045	5.095	.2211	1.172	1.387
#3	-2.416	-.1091	9.290	-.2915	-.4510	.9248
Check ?	Chk Pass	Chk Pass	Chk Pass	Chk Pass	Chk Pass	Chk Pass
High Limit						
Low Limit						

Sample Name: MB 460-361411/1-A Acquired: 4/12/2016 19:21:31 Type: QC
Method: sw04052016(v4) Mode: CONC Corr. Factor: 1.000000
User: admin Custom ID1: Custom ID2: Custom ID3:
Comment:

Elem	Se196	Tl1908	V_2924	Zn2062	B_2089	Mo2020
Line	196.090 {472}	190.856 {477}	292.402 {115}	206.200 {463}	208.959 {461}	202.030 {467}
IS Ref	(Y_2243)	(Y_2243)	(Y_3600)	(Y_2243)	(Y_2243)	(Y_2243)
Units	ppb	ppb	ppb	ppb	ppb	ppb
Avg	**-2.127**	**1.120**	**-.3417**	**.5230**	**.1844**	**-.2033**
Stddev	2.786	.569	.2553	.2172	.2761	.2580
%RSD	131.0	50.83	74.71	41.54	149.7	126.9
#1	-4.049	.4628	-.0560	.2732	.4046	-.4893
#2	-3.400	1.461	-.4217	.6277	.2740	.0119
#3	1.068	1.436	-.5475	.6680	-.1254	-.1325
Check ?	Chk Pass	Chk Pass	Chk Pass	Chk Pass	Chk Pass	Chk Pass
High Limit						
Low Limit						

Elem	Sn1899	Sr4077	Ti3349	Si2881
Line	189.989 {477}	407.771 { 83}	334.941 {101}	288.158 {117}
IS Ref	(Y_2243)	(Y_3710)	(Y_3600)	(Y_2243)
Units	ppb	ppb	ppb	ppb
Avg	**1.196**	**.0385**	**-.0766**	**6.794**
Stddev	.945	.0602	.1137	5.812
%RSD	79.08	156.5	148.5	85.55
#1	.9166	.0061	.0544	8.956
#2	2.249	.1080	-.1335	.2107
#3	.4210	.0014	-.1505	11.22
Check ?	Chk Pass	Chk Pass	Chk Pass	None
High Limit				
Low Limit				

Int. Std.	Y_2243	Y_3600	Y_3710
Line	224.306 {450}	360.073 { 94}	371.030 { 91}
Units	Cts/S	Cts/S	Cts/S
Avg	**3073.0**	**38884.**	**6104.3**
Stddev	13.0	231.	35.6
%RSD	.42280	.59372	.58388
#1	3058.3	38660.	6069.4
#2	3083.0	38873.	6140.7
#3	3077.8	39121.	6102.9

Sample Name: 460-111599-A-1-B DU Acquired: 4/12/2016 19:29:41 Type: Unk
Method: sw04052016(v4) Mode: CONC Corr. Factor: 1.000000
User: admin Custom ID1: Custom ID2: Custom ID3:
Comment:

Elem	Al3961	As1890	Ag3280	Ba2335	Be3130	Ca3181
Line	396.152 { 85}	189.042 {478}	328.068 {103}	233.527 {445}	313.042 {108}	318.128 {106}
IS Ref	(Y_3710)	(Y_2243)	(Y_3600)	(Y_2243)	(Y_3710)	(Y_3600)
Units	ppb	ppb	ppb	ppb	ppb	ppb
Avg	**43.87**	**2.441**	**.2207**	**43.99**	**-.0908**	**27230.**
Stddev	13.36	2.022	.4854	.26	.1384	2.
%RSD	30.46	82.84	219.9	.5832	152.5	.0090
#1	32.53	3.385	.6097	44.18	-.2282	27230.
#2	40.47	.1195	.3757	43.70	-.0926	27230.
#3	58.60	3.819	-.3232	44.10	.0486	27230.
Check ?	Chk Pass	Chk Pass	Chk Pass	Chk Pass	Chk Pass	Chk Pass
High Limit						
Low Limit						

Elem	Cd2265	Co2286	Cr2677	Cu3247	Fe2714	K_7664
Line	226.502 {449}	228.616 {447}	267.716 {126}	324.754 {104}	271.441 {124}	766.490 { 44}
IS Ref	(Y_2243)	(Y_2243)	(Y_3600)	(Y_3600)	(Y_3600)	(Y_3710)
Units	ppb	ppb	ppb	ppb	ppb	ppb
Avg	**7.453**	**-.0891**	**145.5**	**.9769**	**.6101**	**2793.**
Stddev	.077	.1890	1.1	.2438	15.21	19.
%RSD	1.040	212.2	.7802	24.95	2493.	.6929
#1	7.498	.0782	144.8	1.037	10.41	2771.
#2	7.498	-.2941	144.8	.7086	-16.91	2797.
#3	7.364	-.0513	146.8	1.185	8.336	2809.
Check ?	Chk Pass	Chk Pass	Chk Pass	Chk Pass	Chk Pass	Chk Pass
High Limit						
Low Limit						

Elem	Mg2790	Mn2576	Na5895	Ni2316	Pb2203	Sb2068
Line	279.079 {121}	257.610 {131}	589.592 { 57}	231.604 {446}	220.353 {453}	206.833 {463}
IS Ref	(Y_3600)	(Y_3600)	(Y_3710)	(Y_2243)	(Y_2243)	(Y_2243)
Units	ppb	ppb	ppb	ppb	ppb	ppb
Avg	**4135.**	**68.05**	**42610.**	**.9673**	**-2.821**	**-2.365**
Stddev	21.	.30	137.	.4180	.879	1.435
%RSD	.5169	.4352	.3211	43.21	31.15	60.66
#1	4131.	67.87	42700.	1.212	-2.313	-3.996
#2	4115.	67.89	42680.	.4847	-2.315	-1.807
#3	4158.	68.39	42450.	1.205	-3.836	-1.294
Check ?	Chk Pass	Chk Pass	Chk Pass	Chk Pass	Chk Pass	Chk Pass
High Limit						
Low Limit						

Sample Name: 460-111599-A-1-B DU Acquired: 4/12/2016 19:29:41 Type: Unk
Method: sw04052016(v4) Mode: CONC Corr. Factor: 1.000000
User: admin Custom ID1: Custom ID2: Custom ID3:
Comment:

Elem	Se196	Tl1908	V_2924	Zn2062	B_2089	Mo2020
Line	196.090 {472}	190.856 {477}	292.402 {115}	206.200 {463}	208.959 {461}	202.030 {467}
IS Ref	(Y_2243)	(Y_2243)	(Y_3600)	(Y_2243)	(Y_2243)	(Y_2243)
Units	ppb	ppb	ppb	ppb	ppb	ppb
Avg	**-1.502**	**1.989**	**-.2754**	**2.260**	**34.66**	**-.0800**
Stddev	1.783	1.590	.1395	.137	.38	.0771
%RSD	118.7	79.94	50.67	6.039	1.106	96.40
#1	-2.683	3.297	-.4295	2.401	35.10	-.0549
#2	-2.373	2.452	-.1576	2.251	34.44	-.0186
#3	.5487	.2192	-.2390	2.128	34.43	-.1665
Check ?	Chk Pass	Chk Pass	Chk Pass	Chk Pass	Chk Pass	Chk Pass
High Limit						
Low Limit						

Elem	Sn1899	Sr4077	Ti3349	Si2881
Line	189.989 {477}	407.771 { 83}	334.941 {101}	288.158 {117}
IS Ref	(Y_2243)	(Y_3710)	(Y_3600)	(Y_2243)
Units	ppb	ppb	ppb	ppb
Avg	**.4723**	**131.2**	**1.201**	**2765.**
Stddev	.6039	.5	.159	24.
%RSD	127.9	.3835	13.27	.8539
#1	.7775	131.0	1.103	2748.
#2	.8626	131.8	1.115	2756.
#3	-.2232	130.9	1.385	2792.
Check ?	Chk Pass	Chk Pass	Chk Pass	Chk Pass
High Limit				
Low Limit				

Int. Std.	Y_2243	Y_3600	Y_3710
Line	224.306 {450}	360.073 { 94}	371.030 { 91}
Units	Cts/S	Cts/S	Cts/S
Avg	**3034.6**	**38153.**	**5951.9**
Stddev	8.9	211.	22.2
%RSD	.29401	.55342	.37344
#1	3044.7	38380.	5951.2
#2	3031.3	38118.	5930.0
#3	3027.8	37962.	5974.5

Sample Name: sd 460-111599-A-1-A Acquired: 4/12/2016 19:38:06 Type: Unk
Method: sw04052016(v4) Mode: CONC Corr. Factor: 1.000000
User: admin Custom ID1: Custom ID2: Custom ID3:
Comment:

Elem	Al3961	As1890	Ag3280	Ba2335	Be3130	Ca3181
Line	396.152 { 85}	189.042 {478}	328.068 {103}	233.527 {445}	313.042 {108}	318.128 {106}
IS Ref	(Y_3710)	(Y_2243)	(Y_3600)	(Y_2243)	(Y_3710)	(Y_3600)
Units	ppb	ppb	ppb	ppb	ppb	ppb
Avg	**7.729**	**1.989**	**.0110**	**8.424**	**-.1216**	**5229.**
Stddev	7.064	1.860	.3275	.077	.0075	7.
%RSD	91.39	93.52	2976.	.9155	6.164	.1317
#1	.6898	4.124	-.2226	8.509	-.1288	5235.
#2	14.82	.7234	-.1297	8.360	-.1222	5231.
#3	7.680	1.119	.3854	8.401	-.1138	5222.
Check ?	Chk Pass	Chk Pass	Chk Pass	Chk Pass	Chk Pass	Chk Pass
High Limit						
Low Limit						

Elem	Cd2265	Co2286	Cr2677	Cu3247	Fe2714	K_7664
Line	226.502 {449}	228.616 {447}	267.716 {126}	324.754 {104}	271.441 {124}	766.490 { 44}
IS Ref	(Y_2243)	(Y_2243)	(Y_3600)	(Y_3600)	(Y_3600)	(Y_3710)
Units	ppb	ppb	ppb	ppb	ppb	ppb
Avg	**1.573**	**-.1606**	**27.50**	**.8020**	**3.371**	**535.7**
Stddev	.098	.1675	.36	.1085	7.138	25.9
%RSD	6.205	104.3	1.297	13.52	211.7	4.825
#1	1.471	-.0896	27.09	.6775	-4.839	507.5
#2	1.666	-.0403	27.67	.8523	6.850	558.4
#3	1.582	-.3520	27.75	.8762	8.102	541.1
Check ?	Chk Pass	Chk Pass	Chk Pass	Chk Pass	Chk Pass	Chk Pass
High Limit						
Low Limit						

Elem	Mg2790	Mn2576	Na5895	Ni2316	Pb2203	Sb2068
Line	279.079 {121}	257.610 {131}	589.592 { 57}	231.604 {446}	220.353 {453}	206.833 {463}
IS Ref	(Y_3600)	(Y_3600)	(Y_3710)	(Y_2243)	(Y_2243)	(Y_2243)
Units	ppb	ppb	ppb	ppb	ppb	ppb
Avg	**774.9**	**13.03**	**8133.**	**.6342**	**-.9608**	**-.5172**
Stddev	5.8	.18	23.	.4172	1.048	1.461
%RSD	.7465	1.381	.2887	65.78	109.1	282.5
#1	769.8	12.85	8160.	.4030	-2.140	1.149
#2	781.2	13.21	8119.	.3838	-.1342	-1.576
#3	773.9	13.04	8119.	1.116	-.6081	-1.125
Check ?	Chk Pass	Chk Pass	Chk Pass	Chk Pass	Chk Pass	Chk Pass
High Limit						
Low Limit						

Sample Name: sd 460-111599-A-1-A Acquired: 4/12/2016 19:38:06 Type: Unk
Method: sw04052016(v4) Mode: CONC Corr. Factor: 1.000000
User: admin Custom ID1: Custom ID2: Custom ID3:
Comment:

Elem	Se196	Tl1908	V_2924	Zn2062	B_2089	Mo2020
Line	196.090 {472}	190.856 {477}	292.402 {115}	206.200 {463}	208.959 {461}	202.030 {467}
IS Ref	(Y_2243)	(Y_2243)	(Y_3600)	(Y_2243)	(Y_2243)	(Y_2243)
Units	ppb	ppb	ppb	ppb	ppb	ppb
Avg	**-1.209**	**1.942**	**-.0704**	**.7533**	**6.660**	**-.2952**
Stddev	4.853	1.904	.3195	.1260	.279	.1423
%RSD	401.3	98.03	454.1	16.72	4.192	48.20
#1	-3.447	-.1391	-.0273	.8057	6.622	-.4441
#2	-4.540	3.597	.2255	.6096	6.957	-.2809
#3	4.359	2.369	-.4093	.8447	6.402	-.1606
Check ?	Chk Pass	Chk Pass	Chk Pass	Chk Pass	Chk Pass	Chk Pass
High Limit						
Low Limit						

Elem	Sn1899	Sr4077	Ti3349	Si2881
Line	189.989 {477}	407.771 { 83}	334.941 {101}	288.158 {117}
IS Ref	(Y_2243)	(Y_3710)	(Y_3600)	(Y_2243)
Units	ppb	ppb	ppb	ppb
Avg	**.8980**	**25.71**	**.2992**	**551.3**
Stddev	.2653	.10	.0939	17.0
%RSD	29.54	.3735	31.37	3.086
#1	.8823	25.60	.1909	544.8
#2	.6409	25.79	.3484	538.5
#3	1.171	25.72	.3582	570.6
Check ?	Chk Pass	Chk Pass	Chk Pass	Chk Pass
High Limit				
Low Limit				

Int. Std.	Y_2243	Y_3600	Y_3710
Line	224.306 {450}	360.073 { 94}	371.030 { 91}
Units	Cts/S	Cts/S	Cts/S
Avg	**3067.5**	**38976.**	**6137.2**
Stddev	7.5	70.	36.2
%RSD	.24350	.17906	.58986
#1	3075.1	39031.	6168.5
#2	3067.2	38999.	6145.7
#3	3060.2	38897.	6097.6

Sample Name: CCB Acquired: 4/12/2016 19:46:25 Type: QC
Method: sw04052016(v4) Mode: CONC Corr. Factor: 1.000000
User: admin Custom ID1: Custom ID2: Custom ID3:
Comment:

Elem	Al3961	As1890	Ag3280	Ba2335	Be3130	Ca3181
Line	396.152 { 85}	189.042 {478}	328.068 {103}	233.527 {445}	313.042 {108}	318.128 {106}
IS Ref	(Y_3710)	(Y_2243)	(Y_3600)	(Y_2243)	(Y_3710)	(Y_3600)
Units	ppb	ppb	ppb	ppb	ppb	ppb
Avg	**-2.286**	**1.927**	**.1516**	**.0453**	**-.1010**	**30.33**
Stddev	6.754	1.215	.0786	.0879	.1413	4.91
%RSD	295.5	63.08	51.83	194.0	139.9	16.20
#1	-8.993	1.219	.1793	-.0420	.0431	30.65
#2	4.514	1.231	.0629	.1338	-.1068	25.26
#3	-2.378	3.330	.2126	.0441	-.2393	35.07
Check ?	Chk Pass	Chk Pass	Chk Pass	Chk Pass	Chk Pass	Chk Pass
High Limit						
Low Limit						

Elem	Cd2265	Co2286	Cr2677	Cu3247	Fe2714	K_7664
Line	226.502 {449}	228.616 {447}	267.716 {126}	324.754 {104}	271.441 {124}	766.490 { 44}
IS Ref	(Y_2243)	(Y_2243)	(Y_3600)	(Y_3600)	(Y_3600)	(Y_3710)
Units	ppb	ppb	ppb	ppb	ppb	ppb
Avg	**.2714**	**-.0448**	**-.0626**	**.6218**	**-5.820**	**21.08**
Stddev	.0811	.1855	.1906	.2907	4.098	18.27
%RSD	29.88	413.8	304.2	46.75	70.41	86.65
#1	.2043	.1147	.0852	.8536	-3.746	22.69
#2	.3615	-.0008	.0046	.2957	-3.174	38.49
#3	.2483	-.2484	-.2777	.7161	-10.54	2.062
Check ?	Chk Pass	Chk Pass	Chk Pass	Chk Pass	Chk Pass	Chk Pass
High Limit						
Low Limit						

Elem	Mg2790	Mn2576	Na5895	Ni2316	Pb2203	Sb2068
Line	279.079 {121}	257.610 {131}	589.592 { 57}	231.604 {446}	220.353 {453}	206.833 {463}
IS Ref	(Y_3600)	(Y_3600)	(Y_3710)	(Y_2243)	(Y_2243)	(Y_2243)
Units	ppb	ppb	ppb	ppb	ppb	ppb
Avg	**2.564**	**.1122**	**27.13**	**.2580**	**.7293**	**.4887**
Stddev	4.210	.1036	9.60	.1673	1.509	1.849
%RSD	164.2	92.33	35.38	64.85	206.9	378.4
#1	6.850	.2232	34.11	.1160	1.139	-.8828
#2	2.406	.0955	16.19	.2155	1.991	2.592
#3	-1.565	.0180	31.10	.4424	-.9426	-.2427
Check ?	Chk Pass	Chk Pass	Chk Pass	Chk Pass	Chk Pass	Chk Pass
High Limit						
Low Limit						

Sample Name: CCB Acquired: 4/12/2016 19:46:25 Type: QC
Method: sw04052016(v4) Mode: CONC Corr. Factor: 1.000000
User: admin Custom ID1: Custom ID2: Custom ID3:
Comment:

Elem	Se196	Tl1908	V_2924	Zn2062	B_2089	Mo2020
Line	196.090 {472}	190.856 {477}	292.402 {115}	206.200 {463}	208.959 {461}	202.030 {467}
IS Ref	(Y_2243)	(Y_2243)	(Y_3600)	(Y_2243)	(Y_2243)	(Y_2243)
Units	ppb	ppb	ppb	ppb	ppb	ppb
Avg	**1.317**	**.8943**	**-.3441**	**-.0110**	**.7998**	**.6673**
Stddev	1.490	.1608	.0660	.0923	.1704	.3412
%RSD	113.1	17.98	19.18	837.8	21.31	51.14
#1	.4744	1.080	-.3856	.0412	.9691	.9007
#2	.4400	.7987	-.3786	.0433	.8020	.8255
#3	3.037	.8043	-.2680	-.1175	.6283	.2757
Check ?	Chk Pass	Chk Pass	Chk Pass	Chk Pass	Chk Pass	Chk Pass
High Limit						
Low Limit						

Elem	Sn1899	Sr4077	Ti3349	Si2881
Line	189.989 {477}	407.771 { 83}	334.941 {101}	288.158 {117}
IS Ref	(Y_2243)	(Y_3710)	(Y_3600)	(Y_2243)
Units	ppb	ppb	ppb	ppb
Avg	**.5507**	**.0243**	**.4457**	**2.184**
Stddev	.6488	.0511	.2062	9.913
%RSD	117.8	210.2	46.27	453.8
#1	-.0820	.0648	.5629	-.8975
#2	.5196	-.0331	.5666	-5.822
#3	1.214	.0411	.2076	13.27
Check ?	Chk Pass	Chk Pass	Chk Pass	None
High Limit				
Low Limit				

Int. Std.	Y_2243	Y_3600	Y_3710
Line	224.306 {450}	360.073 { 94}	371.030 { 91}
Units	Cts/S	Cts/S	Cts/S
Avg	**3052.6**	**38848.**	**6031.4**
Stddev	7.2	48.	74.2
%RSD	.23458	.12478	1.2305
#1	3044.7	38871.	5981.3
#2	3058.7	38881.	5996.1
#3	3054.4	38793.	6116.6

Sample Name: 460-111691-A-1-A Acquired: 4/12/2016 20:02:50 Type: Unk
Method: sw04052016(v4) Mode: CONC Corr. Factor: 1.000000
User: admin Custom ID1: Custom ID2: Custom ID3:
Comment:

Elem	Al3961	As1890	Ag3280	Ba2335	Be3130	Ca3181
Line	396.152 { 85}	189.042 {478}	328.068 {103}	233.527 {445}	313.042 {108}	318.128 {106}
IS Ref	(Y_3710)	(Y_2243)	(Y_3600)	(Y_2243)	(Y_3710)	(Y_3600)
Units	ppb	ppb	ppb	ppb	ppb	ppb
Avg	**69.60**	**4.939**	**.6056**	**91.35**	**-.0996**	**33720.**
Stddev	10.87	1.904	.4225	.30	.0497	60.
%RSD	15.61	38.54	69.76	.3323	49.89	.1774
#1	80.93	5.039	.2086	91.32	-.0568	33790.
#2	68.58	6.791	1.050	91.66	-.1541	33700.
#3	59.28	2.988	.5586	91.05	-.0878	33670.
Check ?	Chk Pass	Chk Pass	Chk Pass	Chk Pass	Chk Pass	Chk Pass
High Limit						
Low Limit						

Elem	Cd2265	Co2286	Cr2677	Cu3247	Fe2714	K_7664
Line	226.502 {449}	228.616 {447}	267.716 {126}	324.754 {104}	271.441 {124}	766.490 { 44}
IS Ref	(Y_2243)	(Y_2243)	(Y_3600)	(Y_3600)	(Y_3600)	(Y_3710)
Units	ppb	ppb	ppb	ppb	ppb	ppb
Avg	**.1205**	**-.2584**	**.2830**	**4.383**	**148.4**	**5597.**
Stddev	.0799	.1329	.1146	.094	15.6	51.
%RSD	66.29	51.44	40.48	2.150	10.50	.9125
#1	.0717	-.2339	.1693	4.383	150.1	5579.
#2	.0772	-.1395	.2813	4.289	132.0	5557.
#3	.2127	-.4019	.3985	4.478	163.1	5654.
Check ?	Chk Pass	Chk Pass	Chk Pass	Chk Pass	Chk Pass	Chk Pass
High Limit						
Low Limit						

Elem	Mg2790	Mn2576	Na5895	Ni2316	Pb2203	Sb2068
Line	279.079 {121}	257.610 {131}	589.592 { 57}	231.604 {446}	220.353 {453}	206.833 {463}
IS Ref	(Y_3600)	(Y_3600)	(Y_3710)	(Y_2243)	(Y_2243)	(Y_2243)
Units	ppb	ppb	ppb	ppb	ppb	ppb
Avg	**13410.**	**17.45**	**117500.**	**19.89**	**-4.385**	**.8901**
Stddev	21.	.13	60.	.22	1.319	.1822
%RSD	.1588	.7450	.0509	1.113	30.08	20.47
#1	13430.	17.39	117500.	19.94	-2.913	.7860
#2	13400.	17.36	117500.	20.09	-4.781	.7838
#3	13390.	17.60	117400.	19.65	-5.460	1.100
Check ?	Chk Pass	Chk Pass	Chk Pass	Chk Pass	Chk Pass	Chk Pass
High Limit						
Low Limit						

Sample Name: 460-111691-A-1-A Acquired: 4/12/2016 20:02:50 Type: Unk
Method: sw04052016(v4) Mode: CONC Corr. Factor: 1.000000
User: admin Custom ID1: Custom ID2: Custom ID3:
Comment:

Elem	Se196	Tl1908	V_2924	Zn2062	B_2089	Mo2020
Line	196.090 {472}	190.856 {477}	292.402 {115}	206.200 {463}	208.959 {461}	202.030 {467}
IS Ref	(Y_2243)	(Y_2243)	(Y_3600)	(Y_2243)	(Y_2243)	(Y_2243)
Units	ppb	ppb	ppb	ppb	ppb	ppb
Avg	**-.5252**	**3.252**	**-.1414**	**40.03**	**23.88**	**5.740**
Stddev	2.606	1.868	.1531	.22	1.00	.130
%RSD	496.3	57.45	108.3	.5449	4.183	2.268
#1	-.0988	1.133	-.0470	40.20	24.61	5.837
#2	1.842	3.959	-.3180	40.12	24.30	5.790
#3	-3.318	4.663	-.0591	39.78	22.75	5.592
Check ?	Chk Pass	Chk Pass	Chk Pass	Chk Pass	Chk Pass	Chk Pass
High Limit						
Low Limit						

Elem	Sn1899	Sr4077	Ti3349	Si2881
Line	189.989 {477}	407.771 { 83}	334.941 {101}	288.158 {117}
IS Ref	(Y_2243)	(Y_3710)	(Y_3600)	(Y_2243)
Units	ppb	ppb	ppb	ppb
Avg	**2.913**	**224.7**	**1.687**	**3560.**
Stddev	.340	.6	.253	25.
%RSD	11.65	.2634	14.98	.7018
#1	3.284	224.8	1.852	3578.
#2	2.840	224.1	1.396	3531.
#3	2.617	225.3	1.812	3569.
Check ?	Chk Pass	Chk Pass	Chk Pass	Chk Pass
High Limit				
Low Limit				

Int. Std.	Y_2243	Y_3600	Y_3710
Line	224.306 {450}	360.073 { 94}	371.030 { 91}
Units	Cts/S	Cts/S	Cts/S
Avg	**3051.3**	**38549.**	**6172.2**
Stddev	8.7	108.	8.2
%RSD	.28653	.28018	.13354
#1	3058.6	38671.	6171.2
#2	3053.7	38512.	6164.4
#3	3041.6	38464.	6180.8

Sample Name: CCVL Acquired: 4/12/2016 19:50:44 Type: QC
Method: sw04052016(v4) Mode: CONC Corr. Factor: 1.000000
User: admin Custom ID1: Custom ID2: Custom ID3:
Comment:

Elem	Al3961	As1890	Ag3280	Ba2335	Be3130	Ca3181
Line	396.152 { 85}	189.042 {478}	328.068 {103}	233.527 {445}	313.042 {108}	318.128 {106}
IS Ref	(Y_3710)	(Y_2243)	(Y_3600)	(Y_2243)	(Y_3710)	(Y_3600)
Units	ppb	ppb	ppb	ppb	ppb	ppb
Avg	**227.2**	**14.01**	**9.825**	**199.1**	**2.025**	**4943.**
Stddev	14.4	.85	.237	.4	.138	12.
%RSD	6.357	6.039	2.416	.2198	6.802	.2513
#1	243.8	14.42	10.01	199.6	1.873	4928.
#2	220.7	14.58	9.557	198.7	2.060	4950.
#3	217.2	13.04	9.914	199.1	2.142	4949.
Check ?	Chk Pass	Chk Pass	Chk Pass	Chk Pass	Chk Pass	Chk Pass
Value						
Range						

Elem	Cd2265	Co2286	Cr2677	Cu3247	Fe2714	K_7664
Line	226.502 {449}	228.616 {447}	267.716 {126}	324.754 {104}	271.441 {124}	766.490 { 44}
IS Ref	(Y_2243)	(Y_2243)	(Y_3600)	(Y_3600)	(Y_3600)	(Y_3710)
Units	ppb	ppb	ppb	ppb	ppb	ppb
Avg	**4.144**	**51.77**	**9.824**	**24.73**	**158.7**	**4965.**
Stddev	.063	.18	.385	.31	8.5	26.
%RSD	1.528	.3519	3.915	1.252	5.376	.5264
#1	4.153	51.65	10.18	24.63	149.1	4973.
#2	4.077	51.98	9.418	24.48	161.4	4936.
#3	4.202	51.68	9.870	25.08	165.5	4987.
Check ?	Chk Pass	Chk Pass	Chk Pass	Chk Pass	Chk Pass	Chk Pass
Value						
Range						

Elem	Mg2790	Mn2576	Na5895	Ni2316	Pb2203	Sb2068
Line	279.079 {121}	257.610 {131}	589.592 { 57}	231.604 {446}	220.353 {453}	206.833 {463}
IS Ref	(Y_3600)	(Y_3600)	(Y_3710)	(Y_2243)	(Y_2243)	(Y_2243)
Units	ppb	ppb	ppb	ppb	ppb	ppb
Avg	**4648.**	**15.88**	**4793.**	**41.42**	**8.424**	**18.74**
Stddev	32.	.13	14.	.19	1.159	.88
%RSD	.6900	.7874	.2933	.4581	13.75	4.700
#1	4613.	15.75	4794.	41.44	9.619	19.62
#2	4652.	15.99	4807.	41.60	8.347	17.86
#3	4677.	15.89	4779.	41.22	7.305	18.74
Check ?	Chk Pass	Chk Pass	Chk Pass	Chk Pass	Chk Pass	Chk Pass
Value						
Range						

Sample Name: CCVL Acquired: 4/12/2016 19:50:44 Type: QC
Method: sw04052016(v4) Mode: CONC Corr. Factor: 1.000000
User: admin Custom ID1: Custom ID2: Custom ID3:
Comment:

Elem	Se196	Tl1908	V_2924	Zn2062	B_2089	Mo2020
Line	196.090 {472}	190.856 {477}	292.402 {115}	206.200 {463}	208.959 {461}	202.030 {467}
IS Ref	(Y_2243)	(Y_2243)	(Y_3600)	(Y_2243)	(Y_2243)	(Y_2243)
Units	ppb	ppb	ppb	ppb	ppb	ppb
Avg	**15.91**	**23.96**	**50.39**	**31.88**	**46.88**	**19.29**
Stddev	3.26	2.24	.53	.32	.30	.05
%RSD	20.47	9.335	1.057	1.009	.6371	.2686
#1	16.16	21.43	50.29	31.51	46.56	19.24
#2	12.53	24.79	49.92	32.05	46.93	19.29
#3	19.04	25.66	50.97	32.09	47.15	19.34
Check ?	Chk Pass	Chk Pass	Chk Pass	Chk Pass	Chk Pass	Chk Pass
Value						
Range						

Elem	Sn1899	Sr4077	Ti3349	Si2881
Line	189.989 {477}	407.771 { 83}	334.941 {101}	288.158 {117}
IS Ref	(Y_2243)	(Y_3710)	(Y_3600)	(Y_2243)
Units	ppb	ppb	ppb	ppb
Avg	**49.43**	**21.13**	**21.26**	F **14.80**
Stddev	1.03	.08	.11	7.81
%RSD	2.085	.3860	.5302	52.77
#1	48.25	21.08	21.31	18.04
#2	50.13	21.22	21.13	20.47
#3	49.91	21.08	21.33	5.891
Check ?	Chk Pass	Chk Pass	Chk Pass	Chk Fail
Value				200.0
Range				-30.50%

Int. Std.	Y_2243	Y_3600	Y_3710
Line	224.306 {450}	360.073 { 94}	371.030 { 91}
Units	Cts/S	Cts/S	Cts/S
Avg	**3079.1**	**39114.**	**6086.1**
Stddev	7.7	91.	29.5
%RSD	.25083	.23205	.48499
#1	3085.8	39041.	6061.5
#2	3080.9	39216.	6118.9
#3	3070.7	39086.	6078.1

Sample Name: 460-111599-A-1-C MS Acquired: 4/12/2016 19:54:58 Type: Unk
Method: sw04052016(v4) Mode: CONC Corr. Factor: 1.000000
User: admin Custom ID1: Custom ID2: Custom ID3:
Comment:

Elem	Al3961	As1890	Ag3280	Ba2335	Be3130	Ca3181
Line	396.152 { 85}	189.042 {478}	328.068 {103}	233.527 {445}	313.042 {108}	318.128 {106}
IS Ref	(Y_3710)	(Y_2243)	(Y_3600)	(Y_2243)	(Y_3710)	(Y_3600)
Units	ppb	ppb	ppb	ppb	ppb	ppb
Avg	**2031.**	**1749.**	**46.63**	**1839.**	**48.54**	**44230.**
Stddev	26.	5.	.51	4.	.15	380.
%RSD	1.267	.2585	1.094	.2363	.3052	.8588
#1	2050.	1754.	46.33	1844.	48.56	44480.
#2	2041.	1745.	46.34	1836.	48.38	44420.
#3	2002.	1749.	47.22	1837.	48.68	43790.
Check ?	Chk Pass	Chk Pass	Chk Pass	Chk Pass	Chk Pass	Chk Pass
High Limit						
Low Limit						

Elem	Cd2265	Co2286	Cr2677	Cu3247	Fe2714	K_7664
Line	226.502 {449}	228.616 {447}	267.716 {126}	324.754 {104}	271.441 {124}	766.490 { 44}
IS Ref	(Y_2243)	(Y_2243)	(Y_3600)	(Y_3600)	(Y_3600)	(Y_3710)
Units	ppb	ppb	ppb	ppb	ppb	ppb
Avg	**53.67**	**468.9**	**318.9**	**225.4**	**1009.**	**20100.**
Stddev	.15	1.4	.9	1.3	12.	106.
%RSD	.2711	.2904	.2885	.5656	1.161	.5259
#1	53.83	470.4	319.9	225.8	1018.	20090.
#2	53.55	467.9	318.0	224.0	1014.	20210.
#3	53.62	468.4	319.0	226.4	995.9	19990.
Check ?	Chk Pass	Chk Pass	Chk Pass	Chk Pass	Chk Pass	Chk Pass
High Limit						
Low Limit						

Elem	Mg2790	Mn2576	Na5895	Ni2316	Pb2203	Sb2068
Line	279.079 {121}	257.610 {131}	589.592 { 57}	231.604 {446}	220.353 {453}	206.833 {463}
IS Ref	(Y_3600)	(Y_3600)	(Y_3710)	(Y_2243)	(Y_2243)	(Y_2243)
Units	ppb	ppb	ppb	ppb	ppb	ppb
Avg	**21180.**	**539.9**	**59130.**	**462.9**	**419.1**	**455.9**
Stddev	114.	2.9	302.	.6	.6	1.3
%RSD	.5384	.5336	.5112	.1335	.1329	.2911
#1	21240.	541.8	59250.	463.4	419.4	456.8
#2	21250.	541.2	59350.	462.2	419.5	454.4
#3	21050.	536.6	58790.	463.2	418.5	456.6
Check ?	Chk Pass	Chk Pass	Chk Pass	Chk Pass	Chk Pass	Chk Pass
High Limit						
Low Limit						

Sample Name: 460-111599-A-1-C MS Acquired: 4/12/2016 19:54:58 Type: Unk
Method: sw04052016(v4) Mode: CONC Corr. Factor: 1.000000
User: admin Custom ID1: Custom ID2: Custom ID3:
Comment:

Elem	Se196	Tl1908	V_2924	Zn2062	B_2089	Mo2020
Line	196.090 {472}	190.856 {477}	292.402 {115}	206.200 {463}	208.959 {461}	202.030 {467}
IS Ref	(Y_2243)	(Y_2243)	(Y_3600)	(Y_2243)	(Y_2243)	(Y_2243)
Units	ppb	ppb	ppb	ppb	ppb	ppb
Avg	**1806.**	**1999.**	**476.6**	**513.7**	**480.9**	**448.1**
Stddev	3.	5.	2.8	3.0	1.0	.4
%RSD	.1584	.2734	.5772	.5909	.2158	.0850
#1	1805.	1993.	477.7	516.7	481.6	448.3
#2	1803.	2001.	478.6	513.8	479.7	447.6
#3	1809.	2003.	473.4	510.6	481.4	448.2
Check ?	Chk Pass	Chk Pass	Chk Pass	Chk Pass	Chk Pass	Chk Pass
High Limit						
Low Limit						

Elem	Sn1899	Sr4077	Ti3349	Si2881
Line	189.989 {477}	407.771 { 83}	334.941 {101}	288.158 {117}
IS Ref	(Y_2243)	(Y_3710)	(Y_3600)	(Y_2243)
Units	ppb	ppb	ppb	ppb
Avg	**461.0**	**598.7**	**488.9**	**2758.**
Stddev	2.5	3.1	1.4	33.
%RSD	.5345	.5164	.2887	1.194
#1	463.6	600.5	490.2	2735.
#2	460.7	600.6	489.3	2743.
#3	458.7	595.2	487.4	2795.
Check ?	Chk Pass	Chk Pass	Chk Pass	Chk Pass
High Limit				
Low Limit				

Int. Std.	Y_2243	Y_3600	Y_3710
Line	224.306 {450}	360.073 { 94}	371.030 { 91}
Units	Cts/S	Cts/S	Cts/S
Avg	**3049.5**	**38541.**	**6021.5**
Stddev	12.7	146.	53.4
%RSD	.41551	.37992	.88753
#1	3059.0	38476.	5997.7
#2	3054.3	38439.	5984.1
#3	3035.1	38709.	6082.7

Sample Name: 460-111635-B-1-A Acquired: 4/12/2016 20:10:59 Type: Unk
Method: sw04052016(v4) Mode: CONC Corr. Factor: 1.000000
User: admin Custom ID1: Custom ID2: Custom ID3:
Comment:

Elem	Al3961	As1890	Ag3280	Ba2335	Be3130	Ca3181
Line	396.152 { 85}	189.042 {478}	328.068 {103}	233.527 {445}	313.042 {108}	318.128 {106}
IS Ref	(Y_3710)	(Y_2243)	(Y_3600)	(Y_2243)	(Y_3710)	(Y_3600)
Units	ppb	ppb	ppb	ppb	ppb	ppb
Avg	**31.19**	**2.536**	**-.1918**	**9.050**	**-.0993**	**4344.**
Stddev	2.54	1.539	.2034	.126	.0625	11.
%RSD	8.145	60.68	106.1	1.395	62.93	.2577
#1	29.16	.7636	-.2110	8.917	-.0832	4331.
#2	34.04	3.310	.0206	9.064	-.1682	4348.
#3	30.38	3.533	-.3849	9.168	-.0464	4352.
Check ?	Chk Pass	Chk Pass	Chk Pass	Chk Pass	Chk Pass	Chk Pass
High Limit						
Low Limit						

Elem	Cd2265	Co2286	Cr2677	Cu3247	Fe2714	K_7664
Line	226.502 {449}	228.616 {447}	267.716 {126}	324.754 {104}	271.441 {124}	766.490 { 44}
IS Ref	(Y_2243)	(Y_2243)	(Y_3600)	(Y_3600)	(Y_3600)	(Y_3710)
Units	ppb	ppb	ppb	ppb	ppb	ppb
Avg	**.1085**	**-.1150**	**.3241**	**7.892**	**74.41**	**6549.**
Stddev	.0466	.1345	.0919	.153	8.01	76.
%RSD	42.94	117.0	28.35	1.939	10.76	1.167
#1	.0725	.0390	.2247	7.715	70.60	6514.
#2	.0918	-.2099	.4059	7.972	69.02	6637.
#3	.1611	-.1741	.3417	7.988	83.61	6497.
Check ?	Chk Pass	Chk Pass	Chk Pass	Chk Pass	Chk Pass	Chk Pass
High Limit						
Low Limit						

Elem	Mg2790	Mn2576	Na5895	Ni2316	Pb2203	Sb2068
Line	279.079 {121}	257.610 {131}	589.592 { 57}	231.604 {446}	220.353 {453}	206.833 {463}
IS Ref	(Y_3600)	(Y_3600)	(Y_3710)	(Y_2243)	(Y_2243)	(Y_2243)
Units	ppb	ppb	ppb	ppb	ppb	ppb
Avg	**693.6**	**4.886**	**59510.**	**.8887**	**.0151**	**.2415**
Stddev	.5	.051	339.	.2200	.2556	.4481
%RSD	.0693	1.050	.5698	24.75	1698.	185.6
#1	694.0	4.833	59780.	1.143	.0584	.1218
#2	693.6	4.935	59630.	.7691	-.2595	.7373
#3	693.1	4.891	59130.	.7544	.2462	-.1347
Check ?	Chk Pass	Chk Pass	Chk Pass	Chk Pass	Chk Pass	Chk Pass
High Limit						
Low Limit						

Sample Name: 460-111635-B-1-A Acquired: 4/12/2016 20:10:59 Type: Unk
Method: sw04052016(v4) Mode: CONC Corr. Factor: 1.000000
User: admin Custom ID1: Custom ID2: Custom ID3:
Comment:

Elem	Se196	Tl1908	V_2924	Zn2062	B_2089	Mo2020
Line	196.090 {472}	190.856 {477}	292.402 {115}	206.200 {463}	208.959 {461}	202.030 {467}
IS Ref	(Y_2243)	(Y_2243)	(Y_3600)	(Y_2243)	(Y_2243)	(Y_2243)
Units	ppb	ppb	ppb	ppb	ppb	ppb
Avg	**-.1434**	**1.592**	**-.7154**	**21.95**	**3.408**	**.5252**
Stddev	.5009	1.109	.0937	.40	.139	.4057
%RSD	349.4	69.69	13.09	1.806	4.077	77.25
#1	.3607	2.699	-.6749	21.49	3.251	.9564
#2	-.6411	1.597	-.6488	22.18	3.461	.4684
#3	-.1497	.4800	-.8226	22.18	3.513	.1509
Check ?	Chk Pass	Chk Pass	Chk Pass	Chk Pass	Chk Pass	Chk Pass
High Limit						
Low Limit						

Elem	Sn1899	Sr4077	Ti3349	Si2881
Line	189.989 {477}	407.771 { 83}	334.941 {101}	288.158 {117}
IS Ref	(Y_2243)	(Y_3710)	(Y_3600)	(Y_2243)
Units	ppb	ppb	ppb	ppb
Avg	**1.007**	**14.72**	**.8032**	**1447.**
Stddev	.522	.09	.0842	1.
%RSD	51.87	.6286	10.48	.0557
#1	.6828	14.65	.7392	1447.
#2	1.610	14.83	.8986	1448.
#3	.7291	14.69	.7717	1446.
Check ?	Chk Pass	Chk Pass	Chk Pass	Chk Pass
High Limit				
Low Limit				

Int. Std.	Y_2243	Y_3600	Y_3710
Line	224.306 {450}	360.073 { 94}	371.030 { 91}
Units	Cts/S	Cts/S	Cts/S
Avg	**3004.3**	**38149.**	**5957.9**
Stddev	1.4	95.	33.6
%RSD	.04585	.24933	.56408
#1	3003.3	38236.	5982.9
#2	3005.9	38048.	5919.7
#3	3003.9	38165.	5971.2

Sample Name: 460-111595-B-2-A Acquired: 4/12/2016 20:19:31 Type: Unk
Method: sw04052016(v4) Mode: CONC Corr. Factor: 1.000000
User: admin Custom ID1: Custom ID2: Custom ID3:
Comment:

Elem	Al3961	As1890	Ag3280	Ba2335	Be3130	Ca3181
Line	396.152 { 85}	189.042 {478}	328.068 {103}	233.527 {445}	313.042 {108}	318.128 {106}
IS Ref	(Y_3710)	(Y_2243)	(Y_3600)	(Y_2243)	(Y_3710)	(Y_3600)
Units	ppb	ppb	ppb	ppb	ppb	ppb
Avg	**1365.**	**3.852**	**.6147**	**32.41**	**.8120**	**75870.**
Stddev	10.	1.459	.2517	.29	.0126	296.
%RSD	.7436	37.88	40.94	.9047	1.558	.3904
#1	1375.	4.985	.5362	32.33	.8017	75740.
#2	1366.	4.367	.8963	32.16	.8081	75660.
#3	1354.	2.205	.4116	32.73	.8261	76210.
Check ?	Chk Pass	Chk Pass	Chk Pass	Chk Pass	Chk Pass	Chk Pass
High Limit						
Low Limit						

Elem	Cd2265	Co2286	Cr2677	Cu3247	Fe2714	K_7664
Line	226.502 {449}	228.616 {447}	267.716 {126}	324.754 {104}	271.441 {124}	766.490 { 44}
IS Ref	(Y_2243)	(Y_2243)	(Y_3600)	(Y_3600)	(Y_3600)	(Y_3710)
Units	ppb	ppb	ppb	ppb	ppb	ppb
Avg	**.2276**	**1.102**	**39.47**	**2.145**	**2854.**	**1818.**
Stddev	.1101	.189	.24	.324	10.	33.
%RSD	48.39	17.14	.5968	15.12	.3666	1.791
#1	.1816	1.320	39.32	1.795	2844.	1842.
#2	.1479	.9941	39.35	2.204	2853.	1781.
#3	.3533	.9924	39.74	2.436	2865.	1830.
Check ?	Chk Pass	Chk Pass	Chk Pass	Chk Pass	Chk Pass	Chk Pass
High Limit						
Low Limit						

Elem	Mg2790	Mn2576	Na5895	Ni2316	Pb2203	Sb2068
Line	279.079 {121}	257.610 {131}	589.592 { 57}	231.604 {446}	220.353 {453}	206.833 {463}
IS Ref	(Y_3600)	(Y_3600)	(Y_3710)	(Y_2243)	(Y_2243)	(Y_2243)
Units	ppb	ppb	ppb	ppb	ppb	ppb
Avg	**6526.**	**9121.**	**19950.**	**15.93**	F **-10.31**	**-1.447**
Stddev	44.	24.	40.	.19	.74	1.703
%RSD	.6673	.2582	.2001	1.193	7.154	117.7
#1	6504.	9095.	19920.	15.91	-9.664	.5195
#2	6498.	9129.	19930.	16.13	-10.15	-2.469
#3	6576.	9140.	20000.	15.75	-11.11	-2.391
Check ?	Chk Pass	Chk Pass	Chk Pass	Chk Pass	Chk Fail	Chk Pass
High Limit					15000.	
Low Limit					-10.00	

Sample Name: 460-111595-B-2-A Acquired: 4/12/2016 20:19:31 Type: Unk
Method: sw04052016(v4) Mode: CONC Corr. Factor: 1.000000
User: admin Custom ID1: Custom ID2: Custom ID3:
Comment:

Elem	Se196	Tl1908	V_2924	Zn2062	B_2089	Mo2020
Line	196.090 {472}	190.856 {477}	292.402 {115}	206.200 {463}	208.959 {461}	202.030 {467}
IS Ref	(Y_2243)	(Y_2243)	(Y_3600)	(Y_2243)	(Y_2243)	(Y_2243)
Units	ppb	ppb	ppb	ppb	ppb	ppb
Avg	**-1.590**	**5.816**	**1.633**	**19.41**	**32.96**	**1.840**
Stddev	4.041	.951	.272	.30	.27	.198
%RSD	254.1	16.36	16.65	1.553	.8082	10.76
#1	1.273	6.894	1.618	19.70	32.65	1.771
#2	-6.212	5.093	1.912	19.10	33.10	1.686
#3	.1696	5.461	1.369	19.45	33.12	2.063
Check ?	Chk Pass	Chk Pass	Chk Pass	Chk Pass	Chk Pass	Chk Pass
High Limit						
Low Limit						

Elem	Sn1899	Sr4077	Ti3349	Si2881
Line	189.989 {477}	407.771 { 83}	334.941 {101}	288.158 {117}
IS Ref	(Y_2243)	(Y_3710)	(Y_3600)	(Y_2243)
Units	ppb	ppb	ppb	ppb
Avg	**.8959**	**225.6**	**10.57**	**5429.**
Stddev	.5320	.3	.18	57.
%RSD	59.39	.1505	1.701	1.056
#1	1.161	225.7	10.46	5364.
#2	.2834	225.3	10.77	5473.
#3	1.243	226.0	10.46	5451.
Check ?	Chk Pass	Chk Pass	Chk Pass	Chk Pass
High Limit				
Low Limit				

Int. Std.	Y_2243	Y_3600	Y_3710
Line	224.306 {450}	360.073 { 94}	371.030 { 91}
Units	Cts/S	Cts/S	Cts/S
Avg	**3100.7**	**39499.**	**6107.6**
Stddev	20.8	487.	58.3
%RSD	.67197	1.2320	.95456
#1	3124.8	39983.	6161.1
#2	3089.1	39504.	6116.2
#3	3088.3	39010.	6045.4

Sample Name: 460-111595-B-3-A Acquired: 4/12/2016 20:23:54 Type: Unk
Method: sw04052016(v4) Mode: CONC Corr. Factor: 1.000000
User: admin Custom ID1: Custom ID2: Custom ID3:
Comment:

Elem	Al3961	As1890	Ag3280	Ba2335	Be3130	Ca3181
Line	396.152 { 85}	189.042 {478}	328.068 {103}	233.527 {445}	313.042 {108}	318.128 {106}
IS Ref	(Y_3710)	(Y_2243)	(Y_3600)	(Y_2243)	(Y_3710)	(Y_3600)
Units	ppb	ppb	ppb	ppb	ppb	ppb
Avg	**870.4**	**9.688**	**.5300**	**29.67**	**.8172**	**68840.**
Stddev	9.9	1.021	.2558	.15	.1157	331.
%RSD	1.137	10.53	48.26	.5114	14.15	.4806
#1	880.0	10.05	.6278	29.49	.7661	69180.
#2	871.0	8.537	.7226	29.76	.9496	68510.
#3	860.2	10.48	.2398	29.75	.7359	68830.
Check ?	Chk Pass	Chk Pass	Chk Pass	Chk Pass	Chk Pass	Chk Pass
High Limit						
Low Limit						

Elem	Cd2265	Co2286	Cr2677	Cu3247	Fe2714	K_7664
Line	226.502 {449}	228.616 {447}	267.716 {126}	324.754 {104}	271.441 {124}	766.490 { 44}
IS Ref	(Y_2243)	(Y_2243)	(Y_3600)	(Y_3600)	(Y_3600)	(Y_3710)
Units	ppb	ppb	ppb	ppb	ppb	ppb
Avg	**.1123**	**.3715**	**22.81**	**2.545**	**3004.**	**1667.**
Stddev	.0907	.2457	.76	.186	27.	34.
%RSD	80.78	66.14	3.327	7.295	.9134	2.068
#1	.0273	.1474	22.97	2.333	2992.	1651.
#2	.2078	.6342	21.98	2.624	2985.	1644.
#3	.1018	.3328	23.48	2.678	3035.	1707.
Check ?	Chk Pass	Chk Pass	Chk Pass	Chk Pass	Chk Pass	Chk Pass
High Limit						
Low Limit						

Elem	Mg2790	Mn2576	Na5895	Ni2316	Pb2203	Sb2068
Line	279.079 {121}	257.610 {131}	589.592 { 57}	231.604 {446}	220.353 {453}	206.833 {463}
IS Ref	(Y_3600)	(Y_3600)	(Y_3710)	(Y_2243)	(Y_2243)	(Y_2243)
Units	ppb	ppb	ppb	ppb	ppb	ppb
Avg	**5954.**	**7535.**	**18240.**	**11.16**	**-7.981**	**-2.133**
Stddev	32.	23.	62.	.31	.329	1.130
%RSD	.5444	.2986	.3406	2.772	4.120	52.99
#1	5949.	7556.	18220.	11.06	-8.163	-.8278
#2	5925.	7511.	18190.	10.92	-7.601	-2.774
#3	5989.	7539.	18310.	11.51	-8.177	-2.797
Check ?	Chk Pass	Chk Pass	Chk Pass	Chk Pass	Chk Pass	Chk Pass
High Limit						
Low Limit						

Sample Name: 460-111595-B-3-A Acquired: 4/12/2016 20:23:54 Type: Unk
Method: sw04052016(v4) Mode: CONC Corr. Factor: 1.000000
User: admin Custom ID1: Custom ID2: Custom ID3:
Comment:

Elem	Se196	Tl1908	V_2924	Zn2062	B_2089	Mo2020
Line	196.090 {472}	190.856 {477}	292.402 {115}	206.200 {463}	208.959 {461}	202.030 {467}
IS Ref	(Y_2243)	(Y_2243)	(Y_3600)	(Y_2243)	(Y_2243)	(Y_2243)
Units	ppb	ppb	ppb	ppb	ppb	ppb
Avg	**-1.550**	**6.937**	**1.365**	**13.84**	**29.60**	**1.594**
Stddev	1.845	1.169	.186	.28	.30	.420
%RSD	119.0	16.86	13.62	2.058	1.011	26.35
#1	-.4932	7.819	1.159	14.15	29.29	1.339
#2	-.4767	7.382	1.520	13.59	29.88	2.079
#3	-3.681	5.611	1.415	13.77	29.64	1.364
Check ?	Chk Pass	Chk Pass	Chk Pass	Chk Pass	Chk Pass	Chk Pass
High Limit						
Low Limit						

Elem	Sn1899	Sr4077	Ti3349	Si2881
Line	189.989 {477}	407.771 { 83}	334.941 {101}	288.158 {117}
IS Ref	(Y_2243)	(Y_3710)	(Y_3600)	(Y_2243)
Units	ppb	ppb	ppb	ppb
Avg	**.6181**	**203.4**	**4.231**	**4785.**
Stddev	.0715	.8	.125	25.
%RSD	11.57	.3834	2.943	.5249
#1	.6795	202.5	4.100	4763.
#2	.6352	203.7	4.244	4778.
#3	.5396	204.0	4.348	4812.
Check ?	Chk Pass	Chk Pass	Chk Pass	Chk Pass
High Limit				
Low Limit				

Int. Std.	Y_2243	Y_3600	Y_3710
Line	224.306 {450}	360.073 { 94}	371.030 { 91}
Units	Cts/S	Cts/S	Cts/S
Avg	**3114.1**	**39661.**	**6208.1**
Stddev	3.6	198.	39.2
%RSD	.11411	.49950	.63077
#1	3117.5	39590.	6170.1
#2	3114.5	39885.	6248.4
#3	3110.4	39508.	6205.9

Sample Name: 460-111595-B-5-A Acquired: 4/12/2016 20:32:24 Type: Unk
Method: sw04052016(v4) Mode: CONC Corr. Factor: 1.000000
User: admin Custom ID1: Custom ID2: Custom ID3:
Comment:

Elem	Al3961	As1890	Ag3280	Ba2335	Be3130	Ca3181
Line	396.152 { 85}	189.042 {478}	328.068 {103}	233.527 {445}	313.042 {108}	318.128 {106}
IS Ref	(Y_3710)	(Y_2243)	(Y_3600)	(Y_2243)	(Y_3710)	(Y_3600)
Units	ppb	ppb	ppb	ppb	ppb	ppb
Avg	**442.2**	**5.065**	**.2730**	**132.3**	**-.0464**	**149500.**
Stddev	17.0	1.029	.1947	.3	.0018	426.
%RSD	3.839	20.31	71.34	.2547	3.778	.2851
#1	458.4	4.012	.1594	132.0	-.0446	149700.
#2	443.9	6.068	.1616	132.7	-.0465	149000.
#3	424.5	5.116	.4978	132.4	-.0481	149800.
Check ?	Chk Pass	Chk Pass	Chk Pass	Chk Pass	Chk Pass	Chk Pass
High Limit						
Low Limit						

Elem	Cd2265	Co2286	Cr2677	Cu3247	Fe2714	K_7664
Line	226.502 {449}	228.616 {447}	267.716 {126}	324.754 {104}	271.441 {124}	766.490 { 44}
IS Ref	(Y_2243)	(Y_2243)	(Y_3600)	(Y_3600)	(Y_3600)	(Y_3710)
Units	ppb	ppb	ppb	ppb	ppb	ppb
Avg	**.3219**	**.7422**	**18.14**	**2.011**	**520.4**	**1330.**
Stddev	.0841	.0810	.27	.211	3.8	17.
%RSD	26.12	10.92	1.501	10.52	.7236	1.296
#1	.2372	.6558	17.96	2.194	516.3	1319.
#2	.4053	.7544	18.45	2.059	523.8	1322.
#3	.3230	.8165	18.00	1.780	521.2	1350.
Check ?	Chk Pass	Chk Pass	Chk Pass	Chk Pass	Chk Pass	Chk Pass
High Limit						
Low Limit						

Elem	Mg2790	Mn2576	Na5895	Ni2316	Pb2203	Sb2068
Line	279.079 {121}	257.610 {131}	589.592 { 57}	231.604 {446}	220.353 {453}	206.833 {463}
IS Ref	(Y_3600)	(Y_3600)	(Y_3710)	(Y_2243)	(Y_2243)	(Y_2243)
Units	ppb	ppb	ppb	ppb	ppb	ppb
Avg	**9610.**	**5998.**	**13930.**	**5.073**	**-8.145**	**-1.301**
Stddev	24.	9.	4.	.177	.658	.420
%RSD	.2525	.1561	.0276	3.496	8.077	32.29
#1	9600.	5998.	13930.	4.911	-8.641	-.9184
#2	9593.	5988.	13940.	5.045	-8.396	-1.234
#3	9638.	6006.	13940.	5.262	-7.399	-1.751
Check ?	Chk Pass	Chk Pass	Chk Pass	Chk Pass	Chk Pass	Chk Pass
High Limit						
Low Limit						

Sample Name: 460-111595-B-5-A Acquired: 4/12/2016 20:32:24 Type: Unk
Method: sw04052016(v4) Mode: CONC Corr. Factor: 1.000000
User: admin Custom ID1: Custom ID2: Custom ID3:
Comment:

Elem	Se196	Tl1908	V_2924	Zn2062	B_2089	Mo2020
Line	196.090 {472}	190.856 {477}	292.402 {115}	206.200 {463}	208.959 {461}	202.030 {467}
IS Ref	(Y_2243)	(Y_2243)	(Y_3600)	(Y_2243)	(Y_2243)	(Y_2243)
Units	ppb	ppb	ppb	ppb	ppb	ppb
Avg	**-2.248**	**4.986**	**.6765**	**14.99**	**27.19**	**.1802**
Stddev	1.222	1.047	.3337	.15	.20	.0946
%RSD	54.34	21.00	49.33	1.028	.7474	52.47
#1	-3.237	6.192	.5217	14.81	26.98	.2570
#2	-.8826	4.309	.4483	15.06	27.20	.0746
#3	-2.623	4.456	1.059	15.10	27.39	.2090
Check ?	Chk Pass	Chk Pass	Chk Pass	Chk Pass	Chk Pass	Chk Pass
High Limit						
Low Limit						

Elem	Sn1899	Sr4077	Ti3349	Si2881
Line	189.989 {477}	407.771 { 83}	334.941 {101}	288.158 {117}
IS Ref	(Y_2243)	(Y_3710)	(Y_3600)	(Y_2243)
Units	ppb	ppb	ppb	ppb
Avg	**.2151**	**528.3**	**6.657**	**4973.**
Stddev	.7932	1.1	.129	56.
%RSD	368.8	.2174	1.942	1.124
#1	.5445	528.3	6.600	4917.
#2	-.6897	529.5	6.565	4973.
#3	.7905	527.2	6.804	5029.
Check ?	Chk Pass	Chk Pass	Chk Pass	Chk Pass
High Limit				
Low Limit				

Int. Std.	Y_2243	Y_3600	Y_3710
Line	224.306 {450}	360.073 { 94}	371.030 { 91}
Units	Cts/S	Cts/S	Cts/S
Avg	**3020.9**	**38606.**	**6020.2**
Stddev	17.9	322.	6.1
%RSD	.59344	.83370	.10075
#1	3039.8	38826.	6019.1
#2	3018.8	38755.	6014.8
#3	3004.2	38237.	6026.8

Sample Name: CCB Acquired: 4/12/2016 20:40:34 Type: QC
Method: sw04052016(v4) Mode: CONC Corr. Factor: 1.000000
User: admin Custom ID1: Custom ID2: Custom ID3:
Comment:

Elem	Al3961	As1890	Ag3280	Ba2335	Be3130	Ca3181
Line	396.152 { 85}	189.042 {478}	328.068 {103}	233.527 {445}	313.042 {108}	318.128 {106}
IS Ref	(Y_3710)	(Y_2243)	(Y_3600)	(Y_2243)	(Y_3710)	(Y_3600)
Units	ppb	ppb	ppb	ppb	ppb	ppb
Avg	**12.12**	**1.030**	**.2199**	**.0959**	**-.0431**	**42.12**
Stddev	12.06	2.708	.2772	.1744	.1401	10.20
%RSD	99.51	263.0	126.0	181.8	324.7	24.22
#1	7.021	-1.973	-.0914	.0280	-.1898	33.03
#2	3.446	3.285	.3113	-.0343	-.0289	40.18
#3	25.89	1.777	.4398	.2941	.0893	53.15
Check ?	Chk Pass	Chk Pass	Chk Pass	Chk Pass	Chk Pass	Chk Pass
High Limit						
Low Limit						

Elem	Cd2265	Co2286	Cr2677	Cu3247	Fe2714	K_7664
Line	226.502 {449}	228.616 {447}	267.716 {126}	324.754 {104}	271.441 {124}	766.490 { 44}
IS Ref	(Y_2243)	(Y_2243)	(Y_3600)	(Y_3600)	(Y_3600)	(Y_3710)
Units	ppb	ppb	ppb	ppb	ppb	ppb
Avg	**.2118**	**-.2245**	**.1892**	**1.215**	**2.480**	**7.978**
Stddev	.0261	.1698	.4630	.900	9.587	16.62
%RSD	12.31	75.65	244.7	74.08	386.6	208.4
#1	.2167	-.1952	-.2910	.6556	-8.569	-6.295
#2	.1837	-.4070	.2257	.7362	7.415	26.23
#3	.2351	-.0712	.6328	2.253	8.593	3.996
Check ?	Chk Pass	Chk Pass	Chk Pass	Chk Pass	Chk Pass	Chk Pass
High Limit						
Low Limit						

Elem	Mg2790	Mn2576	Na5895	Ni2316	Pb2203	Sb2068
Line	279.079 {121}	257.610 {131}	589.592 { 57}	231.604 {446}	220.353 {453}	206.833 {463}
IS Ref	(Y_3600)	(Y_3600)	(Y_3710)	(Y_2243)	(Y_2243)	(Y_2243)
Units	ppb	ppb	ppb	ppb	ppb	ppb
Avg	**5.057**	**.3395**	**34.70**	**.2435**	**.8923**	**-.3623**
Stddev	10.87	.4329	15.28	.2100	2.031	.1876
%RSD	214.9	127.5	44.03	86.26	227.7	51.77
#1	-.5683	.0607	29.86	.4661	3.037	-.4489
#2	-1.845	.1196	22.43	.2156	-1.002	-.1471
#3	17.58	.8382	51.81	.0488	.6416	-.4908
Check ?	Chk Pass	Chk Pass	Chk Pass	Chk Pass	Chk Pass	Chk Pass
High Limit						
Low Limit						

Sample Name: CCB Acquired: 4/12/2016 20:40:34 Type: QC
Method: sw04052016(v4) Mode: CONC Corr. Factor: 1.000000
User: admin Custom ID1: Custom ID2: Custom ID3:
Comment:

Elem	Se196	Tl1908	V_2924	Zn2062	B_2089	Mo2020
Line	196.090 {472}	190.856 {477}	292.402 {115}	206.200 {463}	208.959 {461}	202.030 {467}
IS Ref	(Y_2243)	(Y_2243)	(Y_3600)	(Y_2243)	(Y_2243)	(Y_2243)
Units	ppb	ppb	ppb	ppb	ppb	ppb
Avg	**2.621**	**2.553**	**-.3671**	**.0167**	**.9466**	**.6767**
Stddev	1.178	1.156	.2328	.2188	.3373	.5727
%RSD	44.95	45.29	63.42	1307.	35.64	84.63
#1	1.799	2.419	-.6359	.0958	1.055	1.338
#2	3.971	3.771	-.2340	.1850	.5685	.3504
#3	2.094	1.470	-.2313	-.2306	1.217	.3417
Check ?	Chk Pass	Chk Pass	Chk Pass	Chk Pass	Chk Pass	Chk Pass
High Limit						
Low Limit						

Elem	Sn1899	Sr4077	Ti3349	Si2881
Line	189.989 {477}	407.771 { 83}	334.941 {101}	288.158 {117}
IS Ref	(Y_2243)	(Y_3710)	(Y_3600)	(Y_2243)
Units	ppb	ppb	ppb	ppb
Avg	**.0250**	**.3984**	**.8423**	**-2.917**
Stddev	.2162	.5900	.7390	6.025
%RSD	863.6	148.1	87.74	206.5
#1	-.1747	.0869	.5595	-9.583
#2	.2547	.0295	.2865	2.140
#3	-.0049	1.079	1.681	-1.308
Check ?	Chk Pass	Chk Pass	Chk Pass	None
High Limit				
Low Limit				

Int. Std.	Y_2243	Y_3600	Y_3710
Line	224.306 {450}	360.073 { 94}	371.030 { 91}
Units	Cts/S	Cts/S	Cts/S
Avg	**3072.4**	**38960.**	**6037.0**
Stddev	12.2	88.	45.2
%RSD	.39744	.22601	.74820
#1	3062.9	38871.	6010.4
#2	3068.0	38962.	6089.2
#3	3086.1	39047.	6011.5

Sample Name: CCVL Acquired: 4/12/2016 20:44:54 Type: QC
Method: sw04052016(v4) Mode: CONC Corr. Factor: 1.000000
User: admin Custom ID1: Custom ID2: Custom ID3:
Comment:

Elem	Al3961	As1890	Ag3280	Ba2335	Be3130	Ca3181
Line	396.152 { 85}	189.042 {478}	328.068 {103}	233.527 {445}	313.042 {108}	318.128 {106}
IS Ref	(Y_3710)	(Y_2243)	(Y_3600)	(Y_2243)	(Y_3710)	(Y_3600)
Units	ppb	ppb	ppb	ppb	ppb	ppb
Avg	**231.5**	**15.32**	**10.34**	**197.8**	**2.002**	**5000.**
Stddev	17.3	1.83	.19	.2	.073	8.
%RSD	7.496	11.97	1.858	.1035	3.658	.1663
#1	213.9	13.30	10.40	197.6	1.945	5008.
#2	232.0	15.77	10.50	197.8	2.085	4999.
#3	248.5	16.89	10.13	198.0	1.976	4992.
Check ?	Chk Pass	Chk Pass	Chk Pass	Chk Pass	Chk Pass	Chk Pass
Value						
Range						

Elem	Cd2265	Co2286	Cr2677	Cu3247	Fe2714	K_7664
Line	226.502 {449}	228.616 {447}	267.716 {126}	324.754 {104}	271.441 {124}	766.490 { 44}
IS Ref	(Y_2243)	(Y_2243)	(Y_3600)	(Y_3600)	(Y_3600)	(Y_3710)
Units	ppb	ppb	ppb	ppb	ppb	ppb
Avg	**4.154**	**51.63**	**9.445**	**24.77**	**166.2**	**4992.**
Stddev	.045	.27	.342	.24	3.9	24.
%RSD	1.087	.5262	3.623	.9797	2.358	.4901
#1	4.108	51.82	9.694	24.74	167.7	4970.
#2	4.198	51.75	9.055	25.02	169.1	5018.
#3	4.156	51.32	9.586	24.54	161.8	4989.
Check ?	Chk Pass	Chk Pass	Chk Pass	Chk Pass	Chk Pass	Chk Pass
Value						
Range						

Elem	Mg2790	Mn2576	Na5895	Ni2316	Pb2203	Sb2068
Line	279.079 {121}	257.610 {131}	589.592 { 57}	231.604 {446}	220.353 {453}	206.833 {463}
IS Ref	(Y_3600)	(Y_3600)	(Y_3710)	(Y_2243)	(Y_2243)	(Y_2243)
Units	ppb	ppb	ppb	ppb	ppb	ppb
Avg	**4632.**	**15.80**	**4782.**	**40.81**	**9.381**	**19.33**
Stddev	21.	.05	29.	.36	.554	.13
%RSD	.4603	.3023	.6054	.8715	5.908	.6599
#1	4657.	15.76	4749.	41.22	9.691	19.40
#2	4621.	15.79	4794.	40.60	8.741	19.41
#3	4618.	15.86	4802.	40.60	9.710	19.18
Check ?	Chk Pass	Chk Pass	Chk Pass	Chk Pass	Chk Pass	Chk Pass
Value						
Range						

Sample Name: CCVL Acquired: 4/12/2016 20:44:54 Type: QC
Method: sw04052016(v4) Mode: CONC Corr. Factor: 1.000000
User: admin Custom ID1: Custom ID2: Custom ID3:
Comment:

Elem	Se196	Tl1908	V_2924	Zn2062	B_2089	Mo2020
Line	196.090 {472}	190.856 {477}	292.402 {115}	206.200 {463}	208.959 {461}	202.030 {467}
IS Ref	(Y_2243)	(Y_2243)	(Y_3600)	(Y_2243)	(Y_2243)	(Y_2243)
Units	ppb	ppb	ppb	ppb	ppb	ppb
Avg	**14.71**	**23.13**	**50.76**	**32.46**	**46.15**	**19.17**
Stddev	1.38	1.04	.25	.38	.39	.20
%RSD	9.373	4.514	.4949	1.161	.8414	1.056
#1	13.13	24.20	51.05	32.89	45.99	19.05
#2	15.66	22.12	50.66	32.32	46.60	19.41
#3	15.34	23.07	50.58	32.17	45.88	19.06
Check ?	Chk Pass	Chk Pass	Chk Pass	Chk Pass	Chk Pass	Chk Pass
Value						
Range						

Elem	Sn1899	Sr4077	Ti3349	Si2881
Line	189.989 {477}	407.771 { 83}	334.941 {101}	288.158 {117}
IS Ref	(Y_2243)	(Y_3710)	(Y_3600)	(Y_2243)
Units	ppb	ppb	ppb	ppb
Avg	**48.71**	**21.15**	**21.35**	F **7.992**
Stddev	.05	.19	.18	6.721
%RSD	.1099	.8969	.8317	84.09
#1	48.69	21.02	21.51	2.999
#2	48.67	21.37	21.16	5.345
#3	48.77	21.07	21.37	15.63
Check ?	Chk Pass	Chk Pass	Chk Pass	Chk Fail
Value				200.0
Range				-30.50%

Int. Std.	Y_2243	Y_3600	Y_3710
Line	224.306 {450}	360.073 { 94}	371.030 { 91}
Units	Cts/S	Cts/S	Cts/S
Avg	**3026.0**	**38083.**	**5817.9**
Stddev	10.5	79.	47.1
%RSD	.34702	.20659	.81016
#1	3036.5	38174.	5865.1
#2	3026.0	38039.	5770.9
#3	3015.5	38037.	5817.6

Sample Name: 460-111626-B-1-A Acquired: 4/12/2016 20:57:51 Type: Unk
Method: sw04052016(v4) Mode: CONC Corr. Factor: 1.000000
User: admin Custom ID1: Custom ID2: Custom ID3:
Comment:

Elem	Al3961	As1890	Ag3280	Ba2335	Be3130	Ca3181
Line	396.152 { 85}	189.042 {478}	328.068 {103}	233.527 {445}	313.042 {108}	318.128 {106}
IS Ref	(Y_3710)	(Y_2243)	(Y_3600)	(Y_2243)	(Y_3710)	(Y_3600)
Units	ppb	ppb	ppb	ppb	ppb	ppb
Avg	**182.1**	**4.445**	**.8280**	**1209.**	**.3116**	**46180.**
Stddev	25.2	.635	.2186	5.	.0185	574.
%RSD	13.83	14.29	26.40	.4320	5.932	1.243
#1	211.1	5.071	.9598	1203.	.2941	45590.
#2	165.4	4.463	.9485	1211.	.3309	46210.
#3	169.9	3.801	.5756	1213.	.3097	46740.
Check ?	Chk Pass	Chk Pass	Chk Pass	Chk Pass	Chk Pass	Chk Pass
High Limit						
Low Limit						

Elem	Cd2265	Co2286	Cr2677	Cu3247	Fe2714	K_7664
Line	226.502 {449}	228.616 {447}	267.716 {126}	324.754 {104}	271.441 {124}	766.490 { 44}
IS Ref	(Y_2243)	(Y_2243)	(Y_3600)	(Y_3600)	(Y_3600)	(Y_3710)
Units	ppb	ppb	ppb	ppb	ppb	ppb
Avg	**.1375**	**.9753**	**19.24**	**20.04**	**14840.**	**3844.**
Stddev	.1021	.1133	1.13	.05	161.	14.
%RSD	74.25	11.62	5.863	.2386	1.088	.3696
#1	.1510	.8485	17.94	20.00	14650.	3835.
#2	.0293	1.011	19.82	20.03	14900.	3860.
#3	.2321	1.067	19.96	20.10	14950.	3836.
Check ?	Chk Pass	Chk Pass	Chk Pass	Chk Pass	Chk Pass	Chk Pass
High Limit						
Low Limit						

Elem	Mg2790	Mn2576	Na5895	Ni2316	Pb2203	Sb2068
Line	279.079 {121}	257.610 {131}	589.592 { 57}	231.604 {446}	220.353 {453}	206.833 {463}
IS Ref	(Y_3600)	(Y_3600)	(Y_3710)	(Y_2243)	(Y_2243)	(Y_2243)
Units	ppb	ppb	ppb	ppb	ppb	ppb
Avg	**4682.**	**570.9**	**25030.**	**15.12**	**-5.073**	**-2.257**
Stddev	66.	3.2	129.	.14	.555	.887
%RSD	1.409	.5620	.5135	.8988	10.94	39.29
#1	4611.	567.9	24890.	15.07	-5.648	-2.081
#2	4693.	570.5	25060.	15.27	-4.540	-1.472
#3	4741.	574.2	25140.	15.02	-5.031	-3.219
Check ?	Chk Pass	Chk Pass	Chk Pass	Chk Pass	Chk Pass	Chk Pass
High Limit						
Low Limit						

Sample Name: 460-111626-B-1-A Acquired: 4/12/2016 20:57:51 Type: Unk
Method: sw04052016(v4) Mode: CONC Corr. Factor: 1.000000
User: admin Custom ID1: Custom ID2: Custom ID3:
Comment:

Elem	Se196	Tl1908	V_2924	Zn2062	B_2089	Mo2020
Line	196.090 {472}	190.856 {477}	292.402 {115}	206.200 {463}	208.959 {461}	202.030 {467}
IS Ref	(Y_2243)	(Y_2243)	(Y_3600)	(Y_2243)	(Y_2243)	(Y_2243)
Units	ppb	ppb	ppb	ppb	ppb	ppb
Avg	**-1.055**	**2.443**	**-1.247**	**123.7**	**176.8**	**1.213**
Stddev	.502	.943	.109	.6	1.5	.081
%RSD	47.57	38.59	8.717	.5158	.8427	6.658
#1	-1.014	1.508	-1.306	123.2	175.3	1.283
#2	-1.576	2.429	-1.313	123.4	178.3	1.231
#3	-.5749	3.393	-1.121	124.4	176.9	1.125
Check ?	Chk Pass	Chk Pass	Chk Pass	Chk Pass	Chk Pass	Chk Pass
High Limit						
Low Limit						

Elem	Sn1899	Sr4077	Ti3349	Si2881
Line	189.989 {477}	407.771 { 83}	334.941 {101}	288.158 {117}
IS Ref	(Y_2243)	(Y_3710)	(Y_3600)	(Y_2243)
Units	ppb	ppb	ppb	ppb
Avg	**.1948**	**3089.**	**2.827**	**4319.**
Stddev	.8739	11.	.222	50.
%RSD	448.5	.3588	7.844	1.169
#1	-.6646	3096.	2.601	4364.
#2	1.082	3095.	3.044	4329.
#3	.1665	3076.	2.837	4265.
Check ?	Chk Pass	Chk Pass	Chk Pass	Chk Pass
High Limit				
Low Limit				

Int. Std.	Y_2243	Y_3600	Y_3710
Line	224.306 {450}	360.073 { 94}	371.030 { 91}
Units	Cts/S	Cts/S	Cts/S
Avg	**3048.7**	**38498.**	**5971.5**
Stddev	28.7	588.	98.5
%RSD	.94030	1.5265	1.6488
#1	3074.0	39092.	6048.1
#2	3054.5	38485.	6006.0
#3	3017.5	37917.	5860.5

Sample Name: 460-111595-B-6-A Acquired: 4/12/2016 20:49:10 Type: Unk
Method: sw04052016(v4) Mode: CONC Corr. Factor: 1.000000
User: admin Custom ID1: Custom ID2: Custom ID3:
Comment:

Elem	Al3961	As1890	Ag3280	Ba2335	Be3130	Ca3181
Line	396.152 { 85}	189.042 {478}	328.068 {103}	233.527 {445}	313.042 {108}	318.128 {106}
IS Ref	(Y_3710)	(Y_2243)	(Y_3600)	(Y_2243)	(Y_3710)	(Y_3600)
Units	ppb	ppb	ppb	ppb	ppb	ppb
Avg	**439.6**	**3.902**	**-.0125**	**20.73**	**-.0170**	F **270600.**
Stddev	5.4	1.778	.2462	.17	.0685	1709.
%RSD	1.237	45.56	1966.	.8332	402.4	.6316
#1	434.4	1.851	-.2674	20.82	-.0959	271000.
#2	445.2	5.003	.0059	20.85	.0181	272000.
#3	439.3	4.851	.2239	20.54	.0268	268700.
Check ?	Chk Pass	Chk Pass	Chk Pass	Chk Pass	Chk Pass	Chk Fail
High Limit						250000.
Low Limit						-200.0

Elem	Cd2265	Co2286	Cr2677	Cu3247	Fe2714	K_7664
Line	226.502 {449}	228.616 {447}	267.716 {126}	324.754 {104}	271.441 {124}	766.490 { 44}
IS Ref	(Y_2243)	(Y_2243)	(Y_3600)	(Y_3600)	(Y_3600)	(Y_3710)
Units	ppb	ppb	ppb	ppb	ppb	ppb
Avg	**.8027**	**-.4214**	**31.53**	**6.409**	**1586.**	**2683.**
Stddev	.0481	.0451	.35	.136	6.	17.
%RSD	5.996	10.70	1.112	2.115	.3499	.6377
#1	.7779	-.3758	31.35	6.544	1581.	2663.
#2	.7721	-.4223	31.93	6.410	1592.	2691.
#3	.8582	-.4659	31.30	6.273	1584.	2694.
Check ?	Chk Pass	Chk Pass	Chk Pass	Chk Pass	Chk Pass	Chk Pass
High Limit						
Low Limit						

Elem	Mg2790	Mn2576	Na5895	Ni2316	Pb2203	Sb2068
Line	279.079 {121}	257.610 {131}	589.592 { 57}	231.604 {446}	220.353 {453}	206.833 {463}
IS Ref	(Y_3600)	(Y_3600)	(Y_3710)	(Y_2243)	(Y_2243)	(Y_2243)
Units	ppb	ppb	ppb	ppb	ppb	ppb
Avg	**10200.**	**7903.**	**31570.**	**3.835**	F **-10.97**	**-2.362**
Stddev	53.	35.	90.	.373	.95	1.284
%RSD	.5158	.4404	.2853	9.726	8.692	54.34
#1	10180.	7914.	31630.	3.805	-11.90	-.9017
#2	10260.	7930.	31600.	4.222	-11.03	-3.312
#3	10160.	7864.	31460.	3.478	-9.993	-2.873
Check ?	Chk Pass	Chk Pass	Chk Pass	Chk Pass	Chk Fail	Chk Pass
High Limit					15000.	
Low Limit					-10.00	

Sample Name: 460-111595-B-6-A Acquired: 4/12/2016 20:49:10 Type: Unk
Method: sw04052016(v4) Mode: CONC Corr. Factor: 1.000000
User: admin Custom ID1: Custom ID2: Custom ID3:
Comment:

Elem	Se196	Tl1908	V_2924	Zn2062	B_2089	Mo2020
Line	196.090 {472}	190.856 {477}	292.402 {115}	206.200 {463}	208.959 {461}	202.030 {467}
IS Ref	(Y_2243)	(Y_2243)	(Y_3600)	(Y_2243)	(Y_2243)	(Y_2243)
Units	ppb	ppb	ppb	ppb	ppb	ppb
Avg	**-4.249**	**5.802**	**-.1463**	**14.74**	**126.0**	**.0617**
Stddev	1.143	2.713	.0558	.26	.7	.2148
%RSD	26.90	46.75	38.13	1.793	.5405	348.2
#1	-5.167	3.590	-.2062	14.57	125.2	.2951
#2	-2.969	8.829	-.1368	15.05	126.3	-.1279
#3	-4.611	4.988	-.0958	14.61	126.5	.0179
Check ?	Chk Pass	Chk Pass	Chk Pass	Chk Pass	Chk Pass	Chk Pass
High Limit						
Low Limit						

Elem	Sn1899	Sr4077	Ti3349	Si2881
Line	189.989 {477}	407.771 { 83}	334.941 {101}	288.158 {117}
IS Ref	(Y_2243)	(Y_3710)	(Y_3600)	(Y_2243)
Units	ppb	ppb	ppb	ppb
Avg	**.8983**	**467.9**	**.6006**	**6279.**
Stddev	.5701	1.0	.0884	54.
%RSD	63.46	.2228	14.72	.8579
#1	1.524	468.3	.6625	6329.
#2	.4089	468.7	.6399	6287.
#3	.7617	466.7	.4993	6222.
Check ?	Chk Pass	Chk Pass	Chk Pass	Chk Pass
High Limit				
Low Limit				

Int. Std.	Y_2243	Y_3600	Y_3710
Line	224.306 {450}	360.073 { 94}	371.030 { 91}
Units	Cts/S	Cts/S	Cts/S
Avg	**3001.2**	**38506.**	**6129.5**
Stddev	8.8	211.	24.3
%RSD	.29446	.54834	.39572
#1	3011.2	38648.	6135.1
#2	2997.8	38263.	6103.0
#3	2994.5	38605.	6150.5

Sample Name: 460-111626-B-3-A Acquired: 4/12/2016 21:06:22 Type: Unk
Method: sw04052016(v4) Mode: CONC Corr. Factor: 1.000000
User: admin Custom ID1: Custom ID2: Custom ID3:
Comment:

Elem	Al3961	As1890	Ag3280	Ba2335	Be3130	Ca3181
Line	396.152 { 85}	189.042 {478}	328.068 {103}	233.527 {445}	313.042 {108}	318.128 {106}
IS Ref	(Y_3710)	(Y_2243)	(Y_3600)	(Y_2243)	(Y_3710)	(Y_3600)
Units	ppb	ppb	ppb	ppb	ppb	ppb
Avg	**216.6**	**3.476**	**.2689**	**480.4**	**-.1393**	**75370.**
Stddev	8.4	.284	.6768	2.1	.1191	86.
%RSD	3.891	8.160	251.7	.4388	85.50	.1145
#1	207.1	3.794	-.4161	478.0	-.0128	75290.
#2	223.3	3.250	.9371	481.4	-.2493	75360.
#3	219.2	3.385	.2855	481.9	-.1558	75460.
Check ?	Chk Pass	Chk Pass	Chk Pass	Chk Pass	Chk Pass	Chk Pass
High Limit						
Low Limit						

Elem	Cd2265	Co2286	Cr2677	Cu3247	Fe2714	K_7664
Line	226.502 {449}	228.616 {447}	267.716 {126}	324.754 {104}	271.441 {124}	766.490 { 44}
IS Ref	(Y_2243)	(Y_2243)	(Y_3600)	(Y_3600)	(Y_3600)	(Y_3710)
Units	ppb	ppb	ppb	ppb	ppb	ppb
Avg	**.1664**	**.6251**	**4.256**	**1.582**	**320.6**	**3116.**
Stddev	.0265	.1347	.062	.204	6.6	23.
%RSD	15.92	21.55	1.449	12.90	2.073	.7496
#1	.1421	.4913	4.321	1.420	312.9	3092.
#2	.1625	.7606	4.247	1.514	324.6	3138.
#3	.1946	.6235	4.199	1.811	324.3	3119.
Check ?	Chk Pass	Chk Pass	Chk Pass	Chk Pass	Chk Pass	Chk Pass
High Limit						
Low Limit						

Elem	Mg2790	Mn2576	Na5895	Ni2316	Pb2203	Sb2068
Line	279.079 {121}	257.610 {131}	589.592 { 57}	231.604 {446}	220.353 {453}	206.833 {463}
IS Ref	(Y_3600)	(Y_3600)	(Y_3710)	(Y_2243)	(Y_2243)	(Y_2243)
Units	ppb	ppb	ppb	ppb	ppb	ppb
Avg	**10020.**	**581.2**	**35470.**	**5.272**	**-5.787**	**-.4134**
Stddev	4.	.9	178.	.163	.659	1.244
%RSD	.0381	.1545	.5026	3.095	11.39	301.0
#1	10020.	580.6	35360.	5.378	-5.961	-.6635
#2	10010.	580.8	35380.	5.354	-6.342	.9371
#3	10020.	582.2	35680.	5.084	-5.059	-1.514
Check ?	Chk Pass	Chk Pass	Chk Pass	Chk Pass	Chk Pass	Chk Pass
High Limit						
Low Limit						

Sample Name: 460-111626-B-3-A Acquired: 4/12/2016 21:06:22 Type: Unk
Method: sw04052016(v4) Mode: CONC Corr. Factor: 1.000000
User: admin Custom ID1: Custom ID2: Custom ID3:
Comment:

Elem	Se196	Tl1908	V_2924	Zn2062	B_2089	Mo2020
Line	196.090 {472}	190.856 {477}	292.402 {115}	206.200 {463}	208.959 {461}	202.030 {467}
IS Ref	(Y_2243)	(Y_2243)	(Y_3600)	(Y_2243)	(Y_2243)	(Y_2243)
Units	ppb	ppb	ppb	ppb	ppb	ppb
Avg	**-3.603**	**2.229**	**.2541**	**3.799**	**105.3**	**.6129**
Stddev	1.474	2.032	.3810	.108	1.1	.0415
%RSD	40.91	91.17	150.0	2.833	1.075	6.779
#1	-4.617	3.462	-.0316	3.764	104.4	.6274
#2	-1.912	-.1166	.1070	3.920	106.6	.5661
#3	-4.282	3.342	.6867	3.713	105.1	.6453
Check ?	Chk Pass	Chk Pass	Chk Pass	Chk Pass	Chk Pass	Chk Pass
High Limit						
Low Limit						

Elem	Sn1899	Sr4077	Ti3349	Si2881
Line	189.989 {477}	407.771 { 83}	334.941 {101}	288.158 {117}
IS Ref	(Y_2243)	(Y_3710)	(Y_3600)	(Y_2243)
Units	ppb	ppb	ppb	ppb
Avg	**-.0982**	**2731.**	**2.237**	**3996.**
Stddev	.2381	14.	.146	20.
%RSD	242.5	.5113	6.539	.5098
#1	-.0308	2717.	2.069	3977.
#2	-.3627	2731.	2.339	4018.
#3	.0990	2744.	2.301	3992.
Check ?	Chk Pass	Chk Pass	Chk Pass	Chk Pass
High Limit				
Low Limit				

Int. Std.	Y_2243	Y_3600	Y_3710
Line	224.306 {450}	360.073 { 94}	371.030 { 91}
Units	Cts/S	Cts/S	Cts/S
Avg	**3012.8**	**38283.**	**6061.0**
Stddev	25.8	291.	89.4
%RSD	.85741	.75971	1.4749
#1	3041.1	38605.	6155.5
#2	3007.0	38204.	6049.7
#3	2990.4	38040.	5977.8

Sample Name: 460-111626-B-4-A Acquired: 4/12/2016 21:10:37 Type: Unk
Method: sw04052016(v4) Mode: CONC Corr. Factor: 1.000000
User: admin Custom ID1: Custom ID2: Custom ID3:
Comment:

Elem	Al3961	As1890	Ag3280	Ba2335	Be3130	Ca3181
Line	396.152 { 85}	189.042 {478}	328.068 {103}	233.527 {445}	313.042 {108}	318.128 {106}
IS Ref	(Y_3710)	(Y_2243)	(Y_3600)	(Y_2243)	(Y_3710)	(Y_3600)
Units	ppb	ppb	ppb	ppb	ppb	ppb
Avg	**255.3**	**4.276**	**-.0456**	**75.31**	**.0015**	**49340.**
Stddev	6.2	1.390	.2537	.12	.0438	143.
%RSD	2.447	32.52	556.6	.1630	3002.	.2898
#1	248.5	2.671	-.2530	75.36	.0006	49500.
#2	260.7	5.045	.2373	75.17	-.0419	49270.
#3	256.6	5.112	-.1210	75.40	.0456	49240.
Check ?	Chk Pass	Chk Pass	Chk Pass	Chk Pass	Chk Pass	Chk Pass
High Limit						
Low Limit						

Elem	Cd2265	Co2286	Cr2677	Cu3247	Fe2714	K_7664
Line	226.502 {449}	228.616 {447}	267.716 {126}	324.754 {104}	271.441 {124}	766.490 { 44}
IS Ref	(Y_2243)	(Y_2243)	(Y_3600)	(Y_3600)	(Y_3600)	(Y_3710)
Units	ppb	ppb	ppb	ppb	ppb	ppb
Avg	**.1930**	**-.1889**	**643.9**	**.7917**	**176.8**	**1258.**
Stddev	.1001	.1365	3.2	.0322	9.7	29.
%RSD	51.89	72.24	.4899	4.066	5.462	2.321
#1	.2609	-.0350	647.4	.7603	186.4	1249.
#2	.0780	-.2364	642.8	.7902	167.1	1234.
#3	.2400	-.2953	641.4	.8246	176.9	1291.
Check ?	Chk Pass	Chk Pass	Chk Pass	Chk Pass	Chk Pass	Chk Pass
High Limit						
Low Limit						

Elem	Mg2790	Mn2576	Na5895	Ni2316	Pb2203	Sb2068
Line	279.079 {121}	257.610 {131}	589.592 { 57}	231.604 {446}	220.353 {453}	206.833 {463}
IS Ref	(Y_3600)	(Y_3600)	(Y_3710)	(Y_2243)	(Y_2243)	(Y_2243)
Units	ppb	ppb	ppb	ppb	ppb	ppb
Avg	**5836.**	**54.14**	**14740.**	**2.029**	**-3.559**	**-2.205**
Stddev	31.	.26	109.	.173	1.497	1.401
%RSD	.5288	.4741	.7385	8.517	42.07	63.56
#1	5869.	54.43	14760.	2.116	-1.955	-2.624
#2	5829.	53.94	14620.	2.141	-3.803	-.6416
#3	5809.	54.04	14840.	1.830	-4.919	-3.348
Check ?	Chk Pass	Chk Pass	Chk Pass	Chk Pass	Chk Pass	Chk Pass
High Limit						
Low Limit						

Sample Name: 460-111626-B-4-A Acquired: 4/12/2016 21:10:37 Type: Unk
Method: sw04052016(v4) Mode: CONC Corr. Factor: 1.000000
User: admin Custom ID1: Custom ID2: Custom ID3:
Comment:

Elem	Se196	Tl1908	V_2924	Zn2062	B_2089	Mo2020
Line	196.090 {472}	190.856 {477}	292.402 {115}	206.200 {463}	208.959 {461}	202.030 {467}
IS Ref	(Y_2243)	(Y_2243)	(Y_3600)	(Y_2243)	(Y_2243)	(Y_2243)
Units	ppb	ppb	ppb	ppb	ppb	ppb
Avg	**-2.393**	**3.652**	**-.2073**	**3.791**	**23.33**	**-.5866**
Stddev	3.529	1.295	.3709	.190	.57	.0694
%RSD	147.5	35.47	178.9	5.018	2.452	11.84
#1	-.0514	2.989	-.6338	3.753	22.67	-.6411
#2	-.6756	5.145	-.0278	3.623	23.71	-.5084
#3	-6.452	2.823	.0397	3.998	23.61	-.6104
Check ?	Chk Pass	Chk Pass	Chk Pass	Chk Pass	Chk Pass	Chk Pass
High Limit						
Low Limit						

Elem	Sn1899	Sr4077	Ti3349	Si2881
Line	189.989 {477}	407.771 { 83}	334.941 {101}	288.158 {117}
IS Ref	(Y_2243)	(Y_3710)	(Y_3600)	(Y_2243)
Units	ppb	ppb	ppb	ppb
Avg	**.5854**	**236.8**	**2.883**	**3738.**
Stddev	.4975	1.6	.105	22.
%RSD	84.98	.6862	3.648	.5829
#1	1.117	237.2	2.762	3725.
#2	.1312	235.0	2.942	3763.
#3	.5079	238.2	2.946	3725.
Check ?	Chk Pass	Chk Pass	Chk Pass	Chk Pass
High Limit				
Low Limit				

Int. Std.	Y_2243	Y_3600	Y_3710
Line	224.306 {450}	360.073 { 94}	371.030 { 91}
Units	Cts/S	Cts/S	Cts/S
Avg	**3014.2**	**38240.**	**6027.8**
Stddev	4.7	150.	73.1
%RSD	.15748	.39151	1.2128
#1	3015.8	38381.	6027.7
#2	3008.9	38256.	6101.0
#3	3017.9	38083.	5954.8

Sample Name: 460-111626-B-5-A46 Acquired: 4/12/2016 21:14:53 Type: Unk
Method: sw04052016(v4) Mode: CONC Corr. Factor: 1.000000
User: admin Custom ID1: Custom ID2: Custom ID3:
Comment:

Elem	Al3961	As1890	Ag3280	Ba2335	Be3130	Ca3181
Line	396.152 { 85}	189.042 {478}	328.068 {103}	233.527 {445}	313.042 {108}	318.128 {106}
IS Ref	(Y_3710)	(Y_2243)	(Y_3600)	(Y_2243)	(Y_3710)	(Y_3600)
Units	ppb	ppb	ppb	ppb	ppb	ppb
Avg	**3288.**	**4.830**	**-.3832**	**191.5**	**.4304**	**24580.**
Stddev	6.	2.107	.1664	.6	.1201	70.
%RSD	.1808	43.62	43.43	.2899	27.90	.2861
#1	3281.	3.272	-.5749	191.0	.2970	24540.
#2	3291.	7.227	-.2752	192.1	.5298	24540.
#3	3291.	3.990	-.2996	191.5	.4644	24660.
Check ?	Chk Pass	Chk Pass	Chk Pass	Chk Pass	Chk Pass	Chk Pass
High Limit						
Low Limit						

Elem	Cd2265	Co2286	Cr2677	Cu3247	Fe2714	K_7664
Line	226.502 {449}	228.616 {447}	267.716 {126}	324.754 {104}	271.441 {124}	766.490 { 44}
IS Ref	(Y_2243)	(Y_2243)	(Y_3600)	(Y_3600)	(Y_3600)	(Y_3710)
Units	ppb	ppb	ppb	ppb	ppb	ppb
Avg	**1.094**	**3.348**	**245.9**	**10.90**	**1890.**	**1971.**
Stddev	.094	.144	1.3	.35	10.	42.
%RSD	8.612	4.303	.5326	3.251	.5414	2.110
#1	1.201	3.397	244.4	10.98	1898.	2000.
#2	1.023	3.462	246.2	10.52	1879.	1923.
#3	1.057	3.186	247.0	11.21	1895.	1989.
Check ?	Chk Pass	Chk Pass	Chk Pass	Chk Pass	Chk Pass	Chk Pass
High Limit						
Low Limit						

Elem	Mg2790	Mn2576	Na5895	Ni2316	Pb2203	Sb2068
Line	279.079 {121}	257.610 {131}	589.592 { 57}	231.604 {446}	220.353 {453}	206.833 {463}
IS Ref	(Y_3600)	(Y_3600)	(Y_3710)	(Y_2243)	(Y_2243)	(Y_2243)
Units	ppb	ppb	ppb	ppb	ppb	ppb
Avg	**2915.**	**469.6**	**7929.**	**5.200**	**1.743**	**-.6639**
Stddev	20.	.8	7.	.268	.616	.7619
%RSD	.6818	.1726	.0903	5.156	35.32	114.8
#1	2893.	469.5	7934.	5.439	1.032	-1.399
#2	2927.	468.9	7931.	4.910	2.104	.1225
#3	2927.	470.5	7920.	5.250	2.094	-.7153
Check ?	Chk Pass	Chk Pass	Chk Pass	Chk Pass	Chk Pass	Chk Pass
High Limit						
Low Limit						

Sample Name: 460-111626-B-5-A46 Acquired: 4/12/2016 21:14:53 Type: Unk
Method: sw04052016(v4) Mode: CONC Corr. Factor: 1.000000
User: admin Custom ID1: Custom ID2: Custom ID3:
Comment:

Elem	Se196	Tl1908	V_2924	Zn2062	B_2089	Mo2020
Line	196.090 {472}	190.856 {477}	292.402 {115}	206.200 {463}	208.959 {461}	202.030 {467}
IS Ref	(Y_2243)	(Y_2243)	(Y_3600)	(Y_2243)	(Y_2243)	(Y_2243)
Units	ppb	ppb	ppb	ppb	ppb	ppb
Avg	**-2.310**	**2.551**	**2.082**	**21.23**	**13.87**	**-.4487**
Stddev	1.488	1.087	.077	.03	.45	.1177
%RSD	64.43	42.62	3.721	.1275	3.243	26.23
#1	-.9669	1.521	2.007	21.23	13.86	-.3235
#2	-2.053	2.444	2.162	21.26	13.43	-.5572
#3	-3.910	3.688	2.076	21.21	14.33	-.4652
Check ?	Chk Pass	Chk Pass	Chk Pass	Chk Pass	Chk Pass	Chk Pass
High Limit						
Low Limit						

Elem	Sn1899	Sr4077	Ti3349	Si2881
Line	189.989 {477}	407.771 { 83}	334.941 {101}	288.158 {117}
IS Ref	(Y_2243)	(Y_3710)	(Y_3600)	(Y_2243)
Units	ppb	ppb	ppb	ppb
Avg	**.4064**	**100.3**	**3.578**	**4876.**
Stddev	.9598	.0	.215	22.
%RSD	236.2	.0379	6.010	.4481
#1	-.2170	100.3	3.351	4854.
#2	1.512	100.3	3.604	4876.
#3	-.0754	100.4	3.778	4898.
Check ?	Chk Pass	Chk Pass	Chk Pass	Chk Pass
High Limit				
Low Limit				

Int. Std.	Y_2243	Y_3600	Y_3710
Line	224.306 {450}	360.073 { 94}	371.030 { 91}
Units	Cts/S	Cts/S	Cts/S
Avg	**3133.8**	**39509.**	**6161.2**
Stddev	6.9	150.	12.7
%RSD	.22118	.37930	.20683
#1	3141.8	39618.	6146.5
#2	3130.7	39571.	6169.0
#3	3129.0	39338.	6168.1

Sample Name: 460-111626-B-6-A Acquired: 4/12/2016 21:19:07 Type: Unk
Method: sw04052016(v4) Mode: CONC Corr. Factor: 1.000000
User: admin Custom ID1: Custom ID2: Custom ID3:
Comment:

Elem	Al3961	As1890	Ag3280	Ba2335	Be3130	Ca3181
Line	396.152 { 85}	189.042 {478}	328.068 {103}	233.527 {445}	313.042 {108}	318.128 {106}
IS Ref	(Y_3710)	(Y_2243)	(Y_3600)	(Y_2243)	(Y_3710)	(Y_3600)
Units	ppb	ppb	ppb	ppb	ppb	ppb
Avg	**102.7**	**3.498**	**.4279**	**46.59**	**-.0078**	**49520.**
Stddev	25.3	1.701	.7589	.42	.0337	117.
%RSD	24.65	48.63	177.4	.8923	432.6	.2366
#1	73.51	5.391	.6188	46.48	.0279	49620.
#2	116.7	2.098	-.4082	46.24	-.0391	49390.
#3	118.0	3.004	1.073	47.04	-.0123	49540.
Check ?	Chk Pass	Chk Pass	Chk Pass	Chk Pass	Chk Pass	Chk Pass
High Limit						
Low Limit						

Elem	Cd2265	Co2286	Cr2677	Cu3247	Fe2714	K_7664
Line	226.502 {449}	228.616 {447}	267.716 {126}	324.754 {104}	271.441 {124}	766.490 { 44}
IS Ref	(Y_2243)	(Y_2243)	(Y_3600)	(Y_3600)	(Y_3600)	(Y_3710)
Units	ppb	ppb	ppb	ppb	ppb	ppb
Avg	**.5017**	**-.3256**	**528.6**	**.8038**	**-1.684**	**1235.**
Stddev	.0868	.2742	1.7	.1727	6.327	12.
%RSD	17.31	84.22	.3299	21.48	375.8	.9563
#1	.4108	-.1315	529.5	.6442	-3.895	1248.
#2	.5837	-.2060	526.5	.9871	5.452	1234.
#3	.5105	-.6393	529.6	.7801	-6.608	1224.
Check ?	Chk Pass	Chk Pass	Chk Pass	Chk Pass	Chk Pass	Chk Pass
High Limit						
Low Limit						

Elem	Mg2790	Mn2576	Na5895	Ni2316	Pb2203	Sb2068
Line	279.079 {121}	257.610 {131}	589.592 { 57}	231.604 {446}	220.353 {453}	206.833 {463}
IS Ref	(Y_3600)	(Y_3600)	(Y_3710)	(Y_2243)	(Y_2243)	(Y_2243)
Units	ppb	ppb	ppb	ppb	ppb	ppb
Avg	**5181.**	**154.0**	**17450.**	**4.065**	**-5.170**	**-2.687**
Stddev	11.	.6	42.	.555	1.819	1.339
%RSD	.2110	.3643	.2431	13.66	35.17	49.82
#1	5187.	154.6	17500.	3.505	-4.548	-4.174
#2	5169.	153.6	17420.	4.074	-7.218	-2.307
#3	5188.	153.7	17430.	4.615	-3.744	-1.579
Check ?	Chk Pass	Chk Pass	Chk Pass	Chk Pass	Chk Pass	Chk Pass
High Limit						
Low Limit						

Sample Name: 460-111626-B-6-A Acquired: 4/12/2016 21:19:07 Type: Unk
Method: sw04052016(v4) Mode: CONC Corr. Factor: 1.000000
User: admin Custom ID1: Custom ID2: Custom ID3:
Comment:

Elem	Se196	Tl1908	V_2924	Zn2062	B_2089	Mo2020
Line	196.090 {472}	190.856 {477}	292.402 {115}	206.200 {463}	208.959 {461}	202.030 {467}
IS Ref	(Y_2243)	(Y_2243)	(Y_3600)	(Y_2243)	(Y_2243)	(Y_2243)
Units	ppb	ppb	ppb	ppb	ppb	ppb
Avg	**-.9679**	**3.627**	**-.4994**	**11.13**	**24.36**	**-.3721**
Stddev	1.973	1.114	.0566	.16	.16	.1802
%RSD	203.8	30.70	11.33	1.431	.6423	48.44
#1	-.2381	4.803	-.4900	11.00	24.46	-.2448
#2	.5361	2.589	-.4480	11.09	24.18	-.2931
#3	-3.201	3.488	-.5601	11.31	24.43	-.5783
Check ?	Chk Pass	Chk Pass	Chk Pass	Chk Pass	Chk Pass	Chk Pass
High Limit						
Low Limit						

Elem	Sn1899	Sr4077	Ti3349	Si2881
Line	189.989 {477}	407.771 { 83}	334.941 {101}	288.158 {117}
IS Ref	(Y_2243)	(Y_3710)	(Y_3600)	(Y_2243)
Units	ppb	ppb	ppb	ppb
Avg	**.3107**	**169.1**	**1.390**	**3479.**
Stddev	.7741	.5	.117	28.
%RSD	249.1	.2888	8.389	.8109
#1	-.5298	169.4	1.453	3472.
#2	.9942	169.5	1.461	3454.
#3	.4678	168.6	1.255	3510.
Check ?	Chk Pass	Chk Pass	Chk Pass	Chk Pass
High Limit				
Low Limit				

Int. Std.	Y_2243	Y_3600	Y_3710
Line	224.306 {450}	360.073 { 94}	371.030 { 91}
Units	Cts/S	Cts/S	Cts/S
Avg	**3053.0**	**38753.**	**6076.9**
Stddev	6.7	121.	19.7
%RSD	.21858	.31311	.32486
#1	3057.2	38824.	6066.1
#2	3056.4	38822.	6065.0
#3	3045.3	38613.	6099.7

Sample Name: 460-111626-B-8-A Acquired: 4/12/2016 21:27:40 Type: Unk
Method: sw04052016(v4) Mode: CONC Corr. Factor: 1.000000
User: admin Custom ID1: Custom ID2: Custom ID3:
Comment:

Elem	Al3961	As1890	Ag3280	Ba2335	Be3130	Ca3181
Line	396.152 { 85}	189.042 {478}	328.068 {103}	233.527 {445}	313.042 {108}	318.128 {106}
IS Ref	(Y_3710)	(Y_2243)	(Y_3600)	(Y_2243)	(Y_3710)	(Y_3600)
Units	ppb	ppb	ppb	ppb	ppb	ppb
Avg	**620.8**	**17.62**	**.0189**	**81.02**	**-.0926**	**21700.**
Stddev	7.3	2.11	.2893	.44	.0298	69.
%RSD	1.181	12.00	1529.	.5486	32.14	.3191
#1	625.8	15.62	.2412	81.46	-.1028	21780.
#2	612.4	19.83	.1237	81.04	-.1159	21680.
#3	624.2	17.43	-.3082	80.57	-.0591	21650.
Check ?	Chk Pass	Chk Pass	Chk Pass	Chk Pass	Chk Pass	Chk Pass
High Limit						
Low Limit						

Elem	Cd2265	Co2286	Cr2677	Cu3247	Fe2714	K_7664
Line	226.502 {449}	228.616 {447}	267.716 {126}	324.754 {104}	271.441 {124}	766.490 { 44}
IS Ref	(Y_2243)	(Y_2243)	(Y_3600)	(Y_3600)	(Y_3600)	(Y_3710)
Units	ppb	ppb	ppb	ppb	ppb	ppb
Avg	**.3217**	**.8190**	**61.27**	**4.660**	**132.9**	F **137200.**
Stddev	.0913	.1557	.64	.271	9.0	328.
%RSD	28.39	19.01	1.037	5.806	6.780	.2387
#1	.4272	.7533	61.90	4.888	143.0	137100.
#2	.2695	.7070	60.63	4.361	125.6	137600.
#3	.2685	.9968	61.27	4.733	130.0	137000.
Check ?	Chk Pass	Chk Pass	Chk Pass	Chk Pass	Chk Pass	Chk Fail
High Limit						100000.
Low Limit						-5000.

Elem	Mg2790	Mn2576	Na5895	Ni2316	Pb2203	Sb2068
Line	279.079 {121}	257.610 {131}	589.592 { 57}	231.604 {446}	220.353 {453}	206.833 {463}
IS Ref	(Y_3600)	(Y_3600)	(Y_3710)	(Y_2243)	(Y_2243)	(Y_2243)
Units	ppb	ppb	ppb	ppb	ppb	ppb
Avg	**1757.**	**84.20**	**83510.**	**7.135**	F **-14.09**	**1.607**
Stddev	5.	.37	192.	.294	.85	.736
%RSD	.2876	.4425	.2297	4.123	6.065	45.78
#1	1759.	84.33	83500.	6.976	-13.73	2.051
#2	1751.	83.78	83700.	7.474	-13.46	.7578
#3	1761.	84.49	83320.	6.954	-15.06	2.013
Check ?	Chk Pass	Chk Pass	Chk Pass	Chk Pass	Chk Fail	Chk Pass
High Limit					15000.	
Low Limit					-10.00	

Sample Name: 460-111626-B-8-A Acquired: 4/12/2016 21:27:40 Type: Unk
Method: sw04052016(v4) Mode: CONC Corr. Factor: 1.000000
User: admin Custom ID1: Custom ID2: Custom ID3:
Comment:

Elem	Se196	Tl1908	V_2924	Zn2062	B_2089	Mo2020
Line	196.090 {472}	190.856 {477}	292.402 {115}	206.200 {463}	208.959 {461}	202.030 {467}
IS Ref	(Y_2243)	(Y_2243)	(Y_3600)	(Y_2243)	(Y_2243)	(Y_2243)
Units	ppb	ppb	ppb	ppb	ppb	ppb
Avg	**-.3897**	**2.414**	**17.67**	**35.03**	**41.76**	**10.87**
Stddev	4.142	.115	.13	.28	.39	.05
%RSD	1063.	4.771	.7326	.7874	.9333	.4320
#1	-1.379	2.326	17.60	34.72	42.11	10.86
#2	-3.947	2.370	17.59	35.10	41.83	10.82
#3	4.157	2.544	17.82	35.25	41.34	10.92
Check ?	Chk Pass	Chk Pass	Chk Pass	Chk Pass	Chk Pass	Chk Pass
High Limit						
Low Limit						

Elem	Sn1899	Sr4077	Ti3349	Si2881
Line	189.989 {477}	407.771 { 83}	334.941 {101}	288.158 {117}
IS Ref	(Y_2243)	(Y_3710)	(Y_3600)	(Y_2243)
Units	ppb	ppb	ppb	ppb
Avg	**1.117**	**1245.**	**2.331**	**9495.**
Stddev	.330	2.	.138	80.
%RSD	29.56	.1761	5.904	.8391
#1	1.365	1242.	2.477	9524.
#2	.7423	1246.	2.313	9405.
#3	1.244	1247.	2.204	9557.
Check ?	Chk Pass	Chk Pass	Chk Pass	Chk Pass
High Limit				
Low Limit				

Int. Std.	Y_2243	Y_3600	Y_3710
Line	224.306 {450}	360.073 { 94}	371.030 { 91}
Units	Cts/S	Cts/S	Cts/S
Avg	**3016.7**	**38332.**	**6057.8**
Stddev	5.8	80.	59.2
%RSD	.19268	.20858	.97764
#1	3016.0	38424.	6080.2
#2	3011.3	38285.	5990.6
#3	3022.8	38285.	6102.6

Sample Name: CCV Acquired: 4/12/2016 21:31:56 Type: QC
Method: sw04052016(v4) Mode: CONC Corr. Factor: 1.000000
User: admin Custom ID1: Custom ID2: Custom ID3:
Comment:

Elem	Al3961	As1890	Ag3280	Ba2335	Be3130	Ca3181
Line	396.152 { 85}	189.042 {478}	328.068 {103}	233.527 {445}	313.042 {108}	318.128 {106}
IS Ref	(Y_3710)	(Y_2243)	(Y_3600)	(Y_2243)	(Y_3710)	(Y_3600)
Units	ppb	ppb	ppb	ppb	ppb	ppb
Avg	**131600.**	**2326.**	**1235.**	**9563.**	**1013.**	**119200.**
Stddev	825.	7.	2.	20.	2.	161.
%RSD	.6270	.2919	.1730	.2075	.2445	.1353
#1	131000.	2319.	1237.	9551.	1013.	119100.
#2	131300.	2333.	1233.	9552.	1011.	119000.
#3	132500.	2327.	1235.	9586.	1016.	119300.
Check ?	Chk Pass	Chk Pass	Chk Pass	Chk Pass	Chk Pass	Chk Pass
Value						
Range						

Elem	Cd2265	Co2286	Cr2677	Cu3247	Fe2714	K_7664
Line	226.502 {449}	228.616 {447}	267.716 {126}	324.754 {104}	271.441 {124}	766.490 { 44}
IS Ref	(Y_2243)	(Y_2243)	(Y_3600)	(Y_3600)	(Y_3600)	(Y_3710)
Units	ppb	ppb	ppb	ppb	ppb	ppb
Avg	**1209.**	**2449.**	**4615.**	**12140.**	**101300.**	**49860.**
Stddev	2.	2.	15.	17.	309.	190.
%RSD	.1668	.0958	.3168	.1402	.3049	.3801
#1	1207.	2446.	4631.	12160.	101100.	49800.
#2	1209.	2450.	4602.	12130.	101000.	49700.
#3	1211.	2450.	4611.	12130.	101600.	50070.
Check ?	Chk Pass	Chk Pass	Chk Pass	Chk Pass	Chk Pass	Chk Pass
Value						
Range						

Elem	Mg2790	Mn2576	Na5895	Ni2316	Pb2203	Sb2068
Line	279.079 {121}	257.610 {131}	589.592 { 57}	231.604 {446}	220.353 {453}	206.833 {463}
IS Ref	(Y_3600)	(Y_3600)	(Y_3710)	(Y_2243)	(Y_2243)	(Y_2243)
Units	ppb	ppb	ppb	ppb	ppb	ppb
Avg	**115000.**	**4908.**	**120300.**	**2366.**	**6911.**	**966.2**
Stddev	198.	9.	356.	3.	11.	3.2
%RSD	.1717	.1762	.2961	.1419	.1649	.3315
#1	115300.	4908.	120300.	2364.	6899.	964.0
#2	114900.	4900.	120000.	2363.	6912.	964.7
#3	115000.	4917.	120700.	2370.	6922.	969.9
Check ?	Chk Pass	Chk Pass	Chk Pass	Chk Pass	Chk Pass	Chk Pass
Value						
Range						

Sample Name: CCV Acquired: 4/12/2016 21:31:56 Type: QC
Method: sw04052016(v4) Mode: CONC Corr. Factor: 1.000000
User: admin Custom ID1: Custom ID2: Custom ID3:
Comment:

Elem	Se196	Tl1908	V_2924	Zn2062	B_2089	Mo2020
Line	196.090 {472}	190.856 {477}	292.402 {115}	206.200 {463}	208.959 {461}	202.030 {467}
IS Ref	(Y_2243)	(Y_2243)	(Y_3600)	(Y_2243)	(Y_2243)	(Y_2243)
Units	ppb	ppb	ppb	ppb	ppb	ppb
Avg	**2313.**	**2491.**	**2451.**	**2513.**	**920.9**	**2400.**
Stddev	7.	13.	6.	5.	2.0	4.
%RSD	.3087	.5149	.2554	.2172	.2194	.1873
#1	2305.	2476.	2447.	2507.	919.4	2397.
#2	2315.	2498.	2449.	2516.	920.2	2398.
#3	2319.	2498.	2458.	2517.	923.2	2405.
Check ?	Chk Pass	Chk Pass	Chk Pass	Chk Pass	Chk Pass	Chk Pass
Value						
Range						

Elem	Sn1899	Sr4077	Ti3349	Si2881
Line	189.989 {477}	407.771 { 83}	334.941 {101}	288.158 {117}
IS Ref	(Y_2243)	(Y_3710)	(Y_3600)	(Y_2243)
Units	ppb	ppb	ppb	ppb
Avg	**951.1**	**5104.**	**10210.**	**9504.**
Stddev	1.8	22.	38.	51.
%RSD	.1869	.4338	.3746	.5401
#1	951.0	5094.	10170.	9497.
#2	949.4	5089.	10240.	9558.
#3	952.9	5130.	10230.	9456.
Check ?	Chk Pass	Chk Pass	Chk Pass	None
Value				
Range				

Int. Std.	Y_2243	Y_3600	Y_3710
Line	224.306 {450}	360.073 { 94}	371.030 { 91}
Units	Cts/S	Cts/S	Cts/S
Avg	**2929.9**	**37851.**	**6100.2**
Stddev	6.2	60.	52.3
%RSD	.21266	.15830	.85722
#1	2936.2	37793.	6142.8
#2	2923.7	37912.	6116.1
#3	2929.7	37847.	6041.8

Sample Name: CCB Acquired: 4/12/2016 21:36:00 Type: QC
Method: sw04052016(v4) Mode: CONC Corr. Factor: 1.000000
User: admin Custom ID1: Custom ID2: Custom ID3:
Comment:

Elem	Al3961	As1890	Ag3280	Ba2335	Be3130	Ca3181
Line	396.152 { 85}	189.042 {478}	328.068 {103}	233.527 {445}	313.042 {108}	318.128 {106}
IS Ref	(Y_3710)	(Y_2243)	(Y_3600)	(Y_2243)	(Y_3710)	(Y_3600)
Units	ppb	ppb	ppb	ppb	ppb	ppb
Avg	**1.318**	**2.784**	**.1999**	**.0551**	**-.0678**	**31.08**
Stddev	5.876	.934	.3171	.1159	.0374	2.83
%RSD	445.7	33.54	158.6	210.2	55.15	9.119
#1	-5.015	3.850	.0857	.1289	-.0498	28.02
#2	2.377	2.111	.5582	.1148	-.1107	33.62
#3	6.593	2.390	-.0443	-.0784	-.0428	31.59
Check ?	Chk Pass	Chk Pass	Chk Pass	Chk Pass	Chk Pass	Chk Pass
High Limit						
Low Limit						

Elem	Cd2265	Co2286	Cr2677	Cu3247	Fe2714	K_7664
Line	226.502 {449}	228.616 {447}	267.716 {126}	324.754 {104}	271.441 {124}	766.490 { 44}
IS Ref	(Y_2243)	(Y_2243)	(Y_3600)	(Y_3600)	(Y_3600)	(Y_3710)
Units	ppb	ppb	ppb	ppb	ppb	ppb
Avg	**.1645**	**-.1283**	**-.2232**	**.5529**	**.2590**	**31.48**
Stddev	.0929	.1241	.5332	.2288	10.95	18.53
%RSD	56.48	96.67	238.8	41.38	4227.	58.86
#1	.2528	.0128	-.6994	.3133	3.420	19.14
#2	.0676	-.1775	-.3231	.5762	9.280	52.79
#3	.1731	-.2203	.3528	.7691	-11.92	22.51
Check ?	Chk Pass	Chk Pass	Chk Pass	Chk Pass	Chk Pass	Chk Pass
High Limit						
Low Limit						

Elem	Mg2790	Mn2576	Na5895	Ni2316	Pb2203	Sb2068
Line	279.079 {121}	257.610 {131}	589.592 { 57}	231.604 {446}	220.353 {453}	206.833 {463}
IS Ref	(Y_3600)	(Y_3600)	(Y_3710)	(Y_2243)	(Y_2243)	(Y_2243)
Units	ppb	ppb	ppb	ppb	ppb	ppb
Avg	**3.808**	**.0323**	**28.84**	**.5464**	**.7414**	**1.957**
Stddev	1.274	.0194	11.11	.2213	1.593	1.699
%RSD	33.45	59.92	38.54	40.51	214.9	86.80
#1	4.710	.0101	38.56	.8005	-1.098	3.328
#2	2.351	.0413	31.22	.4426	1.662	2.488
#3	4.362	.0455	16.72	.3960	1.660	.0563
Check ?	Chk Pass	Chk Pass	Chk Pass	Chk Pass	Chk Pass	Chk Pass
High Limit						
Low Limit						

Sample Name: CCB Acquired: 4/12/2016 21:36:00 Type: QC
Method: sw04052016(v4) Mode: CONC Corr. Factor: 1.000000
User: admin Custom ID1: Custom ID2: Custom ID3:
Comment:

Elem	Se196	Tl1908	V_2924	Zn2062	B_2089	Mo2020
Line	196.090 {472}	190.856 {477}	292.402 {115}	206.200 {463}	208.959 {461}	202.030 {467}
IS Ref	(Y_2243)	(Y_2243)	(Y_3600)	(Y_2243)	(Y_2243)	(Y_2243)
Units	ppb	ppb	ppb	ppb	ppb	ppb
Avg	**1.087**	**-.4032**	**.0698**	**.0035**	**.8150**	**.6502**
Stddev	1.139	2.020	.2077	.2724	.1475	.3882
%RSD	104.8	501.1	297.4	7845.	18.10	59.70
#1	-.1717	1.390	.2958	.3176	.9556	1.003
#2	1.386	-2.592	.0262	-.1397	.8281	.7133
#3	2.047	-.0076	-.1126	-.1675	.6614	.2343
Check ?	Chk Pass	Chk Pass	Chk Pass	Chk Pass	Chk Pass	Chk Pass
High Limit						
Low Limit						

Elem	Sn1899	Sr4077	Ti3349	Si2881
Line	189.989 {477}	407.771 { 83}	334.941 {101}	288.158 {117}
IS Ref	(Y_2243)	(Y_3710)	(Y_3600)	(Y_2243)
Units	ppb	ppb	ppb	ppb
Avg	**.9035**	**.0599**	**.3629**	**4.423**
Stddev	.5261	.0181	.1580	3.872
%RSD	58.24	30.17	43.54	87.55
#1	.4027	.0655	.5421	8.564
#2	.8560	.0744	.3027	.8931
#3	1.452	.0396	.2438	3.811
Check ?	Chk Pass	Chk Pass	Chk Pass	None
High Limit				
Low Limit				

Int. Std.	Y_2243	Y_3600	Y_3710
Line	224.306 {450}	360.073 { 94}	371.030 { 91}
Units	Cts/S	Cts/S	Cts/S
Avg	**3086.4**	**39367.**	**6071.8**
Stddev	9.5	155.	35.5
%RSD	.30836	.39368	.58520
#1	3090.0	39498.	6059.0
#2	3093.5	39196.	6112.0
#3	3075.6	39407.	6044.5

Sample Name: 460-111626-B-9-A Acquired: 4/12/2016 21:44:36 Type: Unk
Method: sw04052016(v4) Mode: CONC Corr. Factor: 1.000000
User: admin Custom ID1: Custom ID2: Custom ID3:
Comment:

Elem	Al3961	As1890	Ag3280	Ba2335	Be3130	Ca3181
Line	396.152 { 85}	189.042 {478}	328.068 {103}	233.527 {445}	313.042 {108}	318.128 {106}
IS Ref	(Y_3710)	(Y_2243)	(Y_3600)	(Y_2243)	(Y_3710)	(Y_3600)
Units	ppb	ppb	ppb	ppb	ppb	ppb
Avg	**130.5**	**4.738**	**-.3203**	**235.8**	**-.2073**	**78600.**
Stddev	7.3	1.122	.3926	.5	.0670	255.
%RSD	5.567	23.67	122.6	.2026	32.32	.3243
#1	130.5	6.029	.0979	236.2	-.2713	78790.
#2	123.3	4.183	-.3777	235.2	-.1377	78690.
#3	137.8	4.002	-.6810	235.8	-.2128	78310.
Check ?	Chk Pass	Chk Pass	Chk Pass	Chk Pass	Chk Pass	Chk Pass
High Limit						
Low Limit						

Elem	Cd2265	Co2286	Cr2677	Cu3247	Fe2714	K_7664
Line	226.502 {449}	228.616 {447}	267.716 {126}	324.754 {104}	271.441 {124}	766.490 { 44}
IS Ref	(Y_2243)	(Y_2243)	(Y_3600)	(Y_3600)	(Y_3600)	(Y_3710)
Units	ppb	ppb	ppb	ppb	ppb	ppb
Avg	**.2265**	**-.1791**	**-.2143**	**.9179**	**79.79**	**2962.**
Stddev	.2060	.0735	.4820	.0630	3.19	26.
%RSD	90.95	41.02	224.9	6.868	3.994	.8664
#1	.3136	-.1073	-.5507	.9907	81.52	2949.
#2	.3748	-.2542	-.4301	.8826	76.11	2946.
#3	-.0087	-.1759	.3379	.8804	81.74	2992.
Check ?	Chk Pass	Chk Pass	Chk Pass	Chk Pass	Chk Pass	Chk Pass
High Limit						
Low Limit						

Elem	Mg2790	Mn2576	Na5895	Ni2316	Pb2203	Sb2068
Line	279.079 {121}	257.610 {131}	589.592 { 57}	231.604 {446}	220.353 {453}	206.833 {463}
IS Ref	(Y_3600)	(Y_3600)	(Y_3710)	(Y_2243)	(Y_2243)	(Y_2243)
Units	ppb	ppb	ppb	ppb	ppb	ppb
Avg	**10850.**	**784.5**	**18280.**	**.2556**	**-7.446**	**-2.167**
Stddev	43.	2.9	76.	.5366	.131	1.503
%RSD	.3987	.3719	.4170	209.9	1.754	69.38
#1	10890.	786.8	18360.	.0779	-7.318	-1.544
#2	10850.	785.5	18270.	.8586	-7.442	-1.075
#3	10800.	781.2	18210.	-.1695	-7.579	-3.882
Check ?	Chk Pass	Chk Pass	Chk Pass	Chk Pass	Chk Pass	Chk Pass
High Limit						
Low Limit						

Sample Name: 460-111626-B-9-A Acquired: 4/12/2016 21:44:36 Type: Unk
Method: sw04052016(v4) Mode: CONC Corr. Factor: 1.000000
User: admin Custom ID1: Custom ID2: Custom ID3:
Comment:

Elem	Se196	Tl1908	V_2924	Zn2062	B_2089	Mo2020
Line	196.090 {472}	190.856 {477}	292.402 {115}	206.200 {463}	208.959 {461}	202.030 {467}
IS Ref	(Y_2243)	(Y_2243)	(Y_3600)	(Y_2243)	(Y_2243)	(Y_2243)
Units	ppb	ppb	ppb	ppb	ppb	ppb
Avg	**-2.277**	**2.194**	**-.2140**	**2.837**	**49.12**	**-.2171**
Stddev	2.816	1.881	.0773	.230	.56	.1633
%RSD	123.7	85.72	36.14	8.099	1.140	75.22
#1	-1.639	2.755	-.2854	3.094	49.77	-.1961
#2	-5.358	.0966	-.2247	2.652	48.80	-.3899
#3	.1645	3.731	-.1319	2.765	48.79	-.0653
Check ?	Chk Pass	Chk Pass	Chk Pass	Chk Pass	Chk Pass	Chk Pass
High Limit						
Low Limit						

Elem	Sn1899	Sr4077	Ti3349	Si2881
Line	189.989 {477}	407.771 { 83}	334.941 {101}	288.158 {117}
IS Ref	(Y_2243)	(Y_3710)	(Y_3600)	(Y_2243)
Units	ppb	ppb	ppb	ppb
Avg	**.3430**	**2529.**	**1.651**	**4854.**
Stddev	1.043	2.	.111	27.
%RSD	304.2	.0859	6.744	.5576
#1	-.1303	2530.	1.749	4831.
#2	-.3800	2526.	1.530	4884.
#3	1.539	2529.	1.674	4848.
Check ?	Chk Pass	Chk Pass	Chk Pass	Chk Pass
High Limit				
Low Limit				

Int. Std.	Y_2243	Y_3600	Y_3710
Line	224.306 {450}	360.073 { 94}	371.030 { 91}
Units	Cts/S	Cts/S	Cts/S
Avg	**3096.6**	**39071.**	**6113.9**
Stddev	12.7	234.	53.9
%RSD	.41159	.59836	.88195
#1	3111.3	39340.	6170.4
#2	3089.5	38921.	6108.6
#3	3089.0	38951.	6062.9

Sample Name: 460-111626-B-10-A Acquired: 4/12/2016 21:48:54 Type: Unk
Method: sw04052016(v4) Mode: CONC Corr. Factor: 1.000000
User: admin Custom ID1: Custom ID2: Custom ID3:
Comment:

Elem	Al3961	As1890	Ag3280	Ba2335	Be3130	Ca3181
Line	396.152 { 85}	189.042 {478}	328.068 {103}	233.527 {445}	313.042 {108}	318.128 {106}
IS Ref	(Y_3710)	(Y_2243)	(Y_3600)	(Y_2243)	(Y_3710)	(Y_3600)
Units	ppb	ppb	ppb	ppb	ppb	ppb
Avg	**231.6**	**11.42**	**.9703**	**62.74**	**-.0672**	**84720.**
Stddev	9.0	.51	.1784	.05	.0494	221.
%RSD	3.896	4.466	18.38	.0858	73.59	.2605
#1	223.3	11.98	.9153	62.68	-.0432	84970.
#2	241.2	11.29	.8259	62.79	-.1240	84540.
#3	230.1	10.98	1.170	62.76	-.0343	84660.
Check ?	Chk Pass	Chk Pass	Chk Pass	Chk Pass	Chk Pass	Chk Pass
High Limit						
Low Limit						

Elem	Cd2265	Co2286	Cr2677	Cu3247	Fe2714	K_7664
Line	226.502 {449}	228.616 {447}	267.716 {126}	324.754 {104}	271.441 {124}	766.490 { 44}
IS Ref	(Y_2243)	(Y_2243)	(Y_3600)	(Y_3600)	(Y_3600)	(Y_3710)
Units	ppb	ppb	ppb	ppb	ppb	ppb
Avg	**.3828**	**.6104**	**819.2**	**3.919**	**167.8**	**1830.**
Stddev	.0493	.1597	2.8	.365	16.8	10.
%RSD	12.87	26.16	.3357	9.321	10.02	.5601
#1	.3475	.5741	818.8	3.599	174.6	1824.
#2	.4391	.4720	816.8	3.841	180.1	1825.
#3	.3619	.7851	822.2	4.317	148.7	1842.
Check ?	Chk Pass	Chk Pass	Chk Pass	Chk Pass	Chk Pass	Chk Pass
High Limit						
Low Limit						

Elem	Mg2790	Mn2576	Na5895	Ni2316	Pb2203	Sb2068
Line	279.079 {121}	257.610 {131}	589.592 { 57}	231.604 {446}	220.353 {453}	206.833 {463}
IS Ref	(Y_3600)	(Y_3600)	(Y_3710)	(Y_2243)	(Y_2243)	(Y_2243)
Units	ppb	ppb	ppb	ppb	ppb	ppb
Avg	**6741.**	**38.35**	**17950.**	**7.932**	**7.690**	**-3.125**
Stddev	7.	.07	23.	.676	.721	1.331
%RSD	.1019	.1722	.1298	8.523	9.373	42.58
#1	6738.	38.27	17940.	8.625	8.521	-1.601
#2	6737.	38.38	17930.	7.275	7.234	-4.057
#3	6749.	38.39	17980.	7.894	7.315	-3.717
Check ?	Chk Pass	Chk Pass	Chk Pass	Chk Pass	Chk Pass	Chk Pass
High Limit						
Low Limit						

Sample Name: 460-111626-B-10-A Acquired: 4/12/2016 21:48:54 Type: Unk
Method: sw04052016(v4) Mode: CONC Corr. Factor: 1.000000
User: admin Custom ID1: Custom ID2: Custom ID3:
Comment:

Elem	Se196	Tl1908	V_2924	Zn2062	B_2089	Mo2020
Line	196.090 {472}	190.856 {477}	292.402 {115}	206.200 {463}	208.959 {461}	202.030 {467}
IS Ref	(Y_2243)	(Y_2243)	(Y_3600)	(Y_2243)	(Y_2243)	(Y_2243)
Units	ppb	ppb	ppb	ppb	ppb	ppb
Avg	**-3.528**	**2.827**	**-.2431**	**26.40**	**29.47**	**1.356**
Stddev	1.811	1.518	.2097	.04	.28	.108
%RSD	51.32	53.72	86.28	.1535	.9341	7.947
#1	-1.719	2.993	-.0171	26.44	29.76	1.232
#2	-3.526	4.255	-.2806	26.36	29.22	1.417
#3	-5.340	1.232	-.4316	26.39	29.45	1.420
Check ?	Chk Pass	Chk Pass	Chk Pass	Chk Pass	Chk Pass	Chk Pass
High Limit						
Low Limit						

Elem	Sn1899	Sr4077	Ti3349	Si2881
Line	189.989 {477}	407.771 { 83}	334.941 {101}	288.158 {117}
IS Ref	(Y_2243)	(Y_3710)	(Y_3600)	(Y_2243)
Units	ppb	ppb	ppb	ppb
Avg	**.5423**	**373.6**	**2.568**	**4251.**
Stddev	.1808	.6	.127	24.
%RSD	33.34	.1525	4.953	.5557
#1	.3341	374.2	2.482	4224.
#2	.6602	373.7	2.507	4262.
#3	.6325	373.0	2.714	4266.
Check ?	Chk Pass	Chk Pass	Chk Pass	Chk Pass
High Limit				
Low Limit				

Int. Std.	Y_2243	Y_3600	Y_3710
Line	224.306 {450}	360.073 { 94}	371.030 { 91}
Units	Cts/S	Cts/S	Cts/S
Avg	**3088.8**	**39545.**	**6137.8**
Stddev	15.0	81.	16.6
%RSD	.48493	.20534	.27048
#1	3102.0	39619.	6149.5
#2	3092.0	39458.	6145.0
#3	3072.5	39557.	6118.8

Sample Name: CCV Acquired: 4/12/2016 21:53:11 Type: QC
Method: sw04052016(v4) Mode: CONC Corr. Factor: 1.000000
User: admin Custom ID1: Custom ID2: Custom ID3:
Comment:

Elem	Al3961	As1890	Ag3280	Ba2335	Be3130	Ca3181
Line	396.152 { 85}	189.042 {478}	328.068 {103}	233.527 {445}	313.042 {108}	318.128 {106}
IS Ref	(Y_3710)	(Y_2243)	(Y_3600)	(Y_2243)	(Y_3710)	(Y_3600)
Units	ppb	ppb	ppb	ppb	ppb	ppb
Avg	**134300.**	**2296.**	**1261.**	**9494.**	**1032.**	**120800.**
Stddev	310.	3.	2.	22.	3.	383.
%RSD	.2308	.1294	.1672	.2354	.3234	.3167
#1	134000.	2293.	1264.	9518.	1029.	121100.
#2	134300.	2296.	1261.	9491.	1033.	121000.
#3	134600.	2299.	1260.	9474.	1035.	120400.
Check ?	Chk Pass	Chk Pass	Chk Pass	Chk Pass	Chk Pass	Chk Pass
Value						
Range						

Elem	Cd2265	Co2286	Cr2677	Cu3247	Fe2714	K_7664
Line	226.502 {449}	228.616 {447}	267.716 {126}	324.754 {104}	271.441 {124}	766.490 { 44}
IS Ref	(Y_2243)	(Y_2243)	(Y_3600)	(Y_3600)	(Y_3600)	(Y_3710)
Units	ppb	ppb	ppb	ppb	ppb	ppb
Avg	**1206.**	**2453.**	**4654.**	**12140.**	**104500.**	**50530.**
Stddev	2.	2.	10.	2.	120.	133.
%RSD	.1309	.0984	.2154	.0182	.1150	.2621
#1	1208.	2456.	4661.	12150.	104700.	50380.
#2	1206.	2451.	4659.	12140.	104400.	50630.
#3	1205.	2453.	4642.	12140.	104400.	50590.
Check ?	Chk Pass	Chk Pass	Chk Pass	Chk Pass	Chk Pass	Chk Pass
Value						
Range						

Elem	Mg2790	Mn2576	Na5895	Ni2316	Pb2203	Sb2068
Line	279.079 {121}	257.610 {131}	589.592 { 57}	231.604 {446}	220.353 {453}	206.833 {463}
IS Ref	(Y_3600)	(Y_3600)	(Y_3710)	(Y_2243)	(Y_2243)	(Y_2243)
Units	ppb	ppb	ppb	ppb	ppb	ppb
Avg	**115600.**	**4968.**	**119700.**	**2353.**	**6824.**	**969.2**
Stddev	314.	14.	77.	4.	26.	3.4
%RSD	.2714	.2868	.0646	.1543	.3762	.3507
#1	115700.	4979.	119700.	2357.	6852.	965.5
#2	115800.	4974.	119800.	2352.	6817.	970.2
#3	115200.	4952.	119700.	2350.	6802.	972.1
Check ?	Chk Pass	Chk Pass	Chk Pass	Chk Pass	Chk Pass	Chk Pass
Value						
Range						

Sample Name: CCV Acquired: 4/12/2016 21:53:11 Type: QC
Method: sw04052016(v4) Mode: CONC Corr. Factor: 1.000000
User: admin Custom ID1: Custom ID2: Custom ID3:
Comment:

Elem	Se196	Tl1908	V_2924	Zn2062	B_2089	Mo2020
Line	196.090 {472}	190.856 {477}	292.402 {115}	206.200 {463}	208.959 {461}	202.030 {467}
IS Ref	(Y_2243)	(Y_2243)	(Y_3600)	(Y_2243)	(Y_2243)	(Y_2243)
Units	ppb	ppb	ppb	ppb	ppb	ppb
Avg	**2276.**	**2494.**	**2472.**	**2558.**	**907.1**	**2386.**
Stddev	9.	10.	4.	7.	2.3	1.
%RSD	.3920	.3925	.1472	.2799	.2545	.0220
#1	2270.	2490.	2475.	2565.	904.5	2386.
#2	2286.	2505.	2472.	2556.	908.4	2387.
#3	2272.	2487.	2468.	2551.	908.5	2386.
Check ?	Chk Pass	Chk Pass	Chk Pass	Chk Pass	Chk Pass	Chk Pass
Value						
Range						

Elem	Sn1899	Sr4077	Ti3349	Si2881
Line	189.989 {477}	407.771 { 83}	334.941 {101}	288.158 {117}
IS Ref	(Y_2243)	(Y_3710)	(Y_3600)	(Y_2243)
Units	ppb	ppb	ppb	ppb
Avg	**948.0**	**5128.**	**10360.**	**9324.**
Stddev	3.5	19.	63.	66.
%RSD	.3670	.3608	.6126	.7107
#1	950.8	5107.	10410.	9252.
#2	949.2	5134.	10370.	9336.
#3	944.1	5142.	10290.	9383.
Check ?	Chk Pass	Chk Pass	Chk Pass	None
Value				
Range				

Int. Std.	Y_2243	Y_3600	Y_3710
Line	224.306 {450}	360.073 { 94}	371.030 { 91}
Units	Cts/S	Cts/S	Cts/S
Avg	**2912.5**	**37103.**	**5849.6**
Stddev	18.8	284.	68.4
%RSD	.64394	.76556	1.1689
#1	2893.8	36857.	5777.7
#2	2912.5	37038.	5857.4
#3	2931.3	37414.	5913.8

Sample Name: CCB Acquired: 4/12/2016 21:57:16 Type: QC
Method: sw04052016(v4) Mode: CONC Corr. Factor: 1.000000
User: admin Custom ID1: Custom ID2: Custom ID3:
Comment:

Elem	Al3961	As1890	Ag3280	Ba2335	Be3130	Ca3181
Line	396.152 { 85}	189.042 {478}	328.068 {103}	233.527 {445}	313.042 {108}	318.128 {106}
IS Ref	(Y_3710)	(Y_2243)	(Y_3600)	(Y_2243)	(Y_3710)	(Y_3600)
Units	ppb	ppb	ppb	ppb	ppb	ppb
Avg	**.6654**	**1.455**	**.4178**	**.0208**	**-.0980**	**51.48**
Stddev	8.176	.892	.5124	.0081	.1312	.96
%RSD	1229.	61.33	122.6	38.79	133.9	1.855
#1	-.8897	2.257	.8998	.0299	-.1053	50.50
#2	-6.621	.4936	.4740	.0147	.0367	51.52
#3	9.507	1.614	-.1203	.0178	-.2255	52.41
Check ?	Chk Pass	Chk Pass	Chk Pass	Chk Pass	Chk Pass	Chk Pass
High Limit						
Low Limit						

Elem	Cd2265	Co2286	Cr2677	Cu3247	Fe2714	K_7664
Line	226.502 {449}	228.616 {447}	267.716 {126}	324.754 {104}	271.441 {124}	766.490 { 44}
IS Ref	(Y_2243)	(Y_2243)	(Y_3600)	(Y_3600)	(Y_3600)	(Y_3710)
Units	ppb	ppb	ppb	ppb	ppb	ppb
Avg	**.2917**	**-.1415**	**.0526**	**1.211**	**2.338**	**39.57**
Stddev	.0321	.1472	.4290	.154	13.26	13.11
%RSD	11.02	104.0	815.2	12.70	567.4	33.12
#1	.3288	-.0422	.2666	1.374	16.39	52.42
#2	.2713	-.3106	-.4413	1.192	.5786	40.09
#3	.2751	-.0718	.3325	1.068	-9.959	26.22
Check ?	Chk Pass	Chk Pass	Chk Pass	Chk Pass	Chk Pass	Chk Pass
High Limit						
Low Limit						

Elem	Mg2790	Mn2576	Na5895	Ni2316	Pb2203	Sb2068
Line	279.079 {121}	257.610 {131}	589.592 { 57}	231.604 {446}	220.353 {453}	206.833 {463}
IS Ref	(Y_3600)	(Y_3600)	(Y_3710)	(Y_2243)	(Y_2243)	(Y_2243)
Units	ppb	ppb	ppb	ppb	ppb	ppb
Avg	**1.442**	**.0432**	**28.93**	**.3906**	**.3056**	**-.2663**
Stddev	3.828	.0484	1.23	.2200	.5477	2.163
%RSD	265.5	112.1	4.268	56.33	179.2	812.1
#1	1.342	.0626	30.06	.3399	.8259	2.036
#2	5.318	.0790	29.12	.2004	-.2658	-.5795
#3	-2.335	-.0119	27.61	.6316	.3566	-2.256
Check ?	Chk Pass	Chk Pass	Chk Pass	Chk Pass	Chk Pass	Chk Pass
High Limit						
Low Limit						

Sample Name: CCB Acquired: 4/12/2016 21:57:16 Type: QC
Method: sw04052016(v4) Mode: CONC Corr. Factor: 1.000000
User: admin Custom ID1: Custom ID2: Custom ID3:
Comment:

Elem	Se196	Tl1908	V_2924	Zn2062	B_2089	Mo2020
Line	196.090 {472}	190.856 {477}	292.402 {115}	206.200 {463}	208.959 {461}	202.030 {467}
IS Ref	(Y_2243)	(Y_2243)	(Y_3600)	(Y_2243)	(Y_2243)	(Y_2243)
Units	ppb	ppb	ppb	ppb	ppb	ppb
Avg	**.1623**	**.6676**	**-.5086**	**.0298**	**.8803**	**.4226**
Stddev	.3345	.9945	.2206	.1852	.4258	.5389
%RSD	206.1	149.0	43.37	621.9	48.36	127.5
#1	-.0272	1.768	-.7331	.2385	1.365	1.002
#2	-.0344	-.1657	-.5004	-.0345	.5677	.3304
#3	.5485	.4001	-.2922	-.1147	.7081	-.0643
Check ?	Chk Pass	Chk Pass	Chk Pass	Chk Pass	Chk Pass	Chk Pass
High Limit						
Low Limit						

Elem	Sn1899	Sr4077	Ti3349	Si2881
Line	189.989 {477}	407.771 { 83}	334.941 {101}	288.158 {117}
IS Ref	(Y_2243)	(Y_3710)	(Y_3600)	(Y_2243)
Units	ppb	ppb	ppb	ppb
Avg	**.4589**	**.0069**	**.3091**	**13.57**
Stddev	.8147	.0819	.0391	5.73
%RSD	177.5	1186.	12.65	42.21
#1	1.398	.0906	.3369	10.72
#2	.0360	-.0731	.2643	9.816
#3	-.0574	.0032	.3260	20.16
Check ?	Chk Pass	Chk Pass	Chk Pass	None
High Limit				
Low Limit				

Int. Std.	Y_2243	Y_3600	Y_3710
Line	224.306 {450}	360.073 { 94}	371.030 { 91}
Units	Cts/S	Cts/S	Cts/S
Avg	**3112.7**	**39503.**	**6014.7**
Stddev	3.4	49.	42.0
%RSD	.10790	.12521	.69814
#1	3115.4	39477.	6055.1
#2	3109.0	39560.	6017.8
#3	3113.8	39472.	5971.3

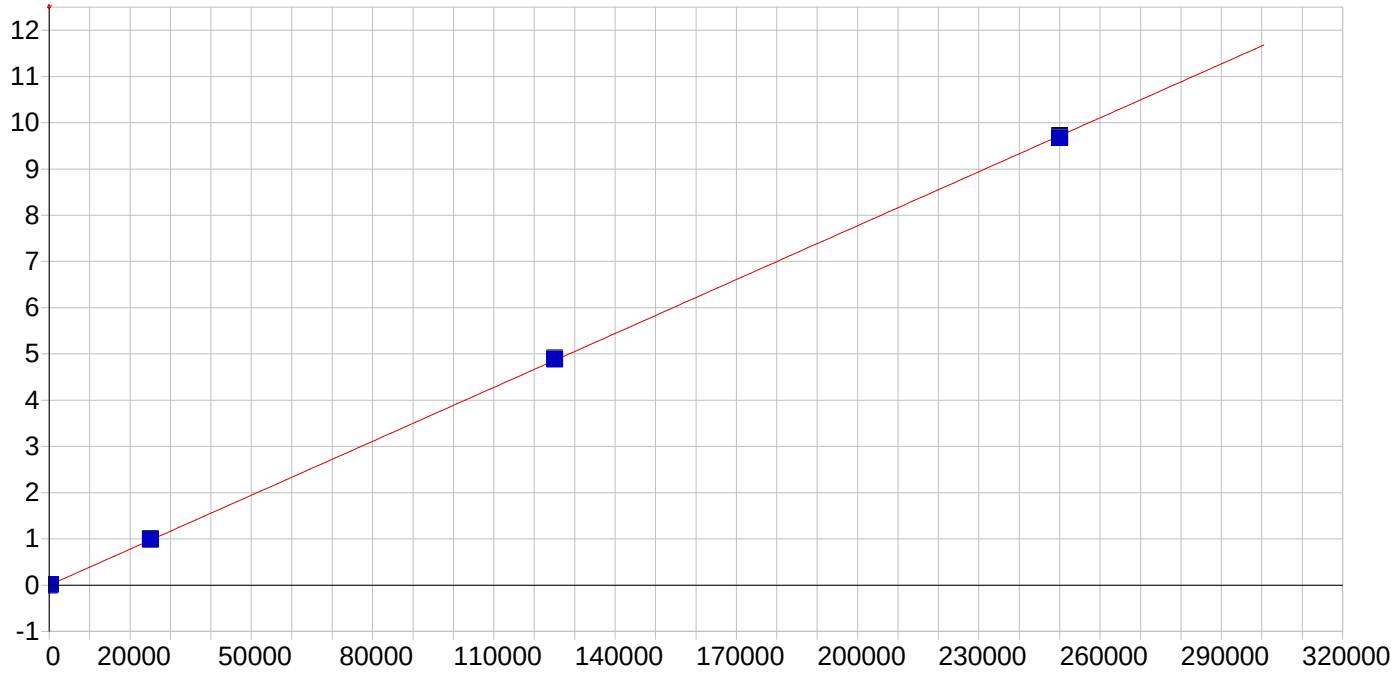

Al 396.152 { 85}

Date of Fit:	4/14/2016 23:00:08	Type of Fit:	Linear	Weighting:	1/Conc

A0 (Offset):	-0.000024	Re-Slope:	1.000000
A1 (Gain):	0.000039	Y-int:	0.000000
A2 (Curvature):	0.000000		
n (Exponent):	1.000000		
Correlation:	0.999982	Status:	OK.
Std Error of Est:	0.000086		
Predicted MDL:	13.895690		
Predicted MQL:	46.318967		

Std. Name	Stated Conc.	Found Conc.	Difference	% Diff.	(S)IR	Std Dev	Emphasis
ICIS Cal Blk	.00000	-.00300	-.003	.000	-.00002	.000	1
CAL2	200.00	199.75	-.251	-.126	.00777	.000	1
CAL3	25000.	25369.	369.	1.47	.98682	.007	1
CAL4	125000.	125740.	744.	.595	4.8915	.016	1
CAL5	250000.	248890.	-1110.	-.445	9.6819	.035	1

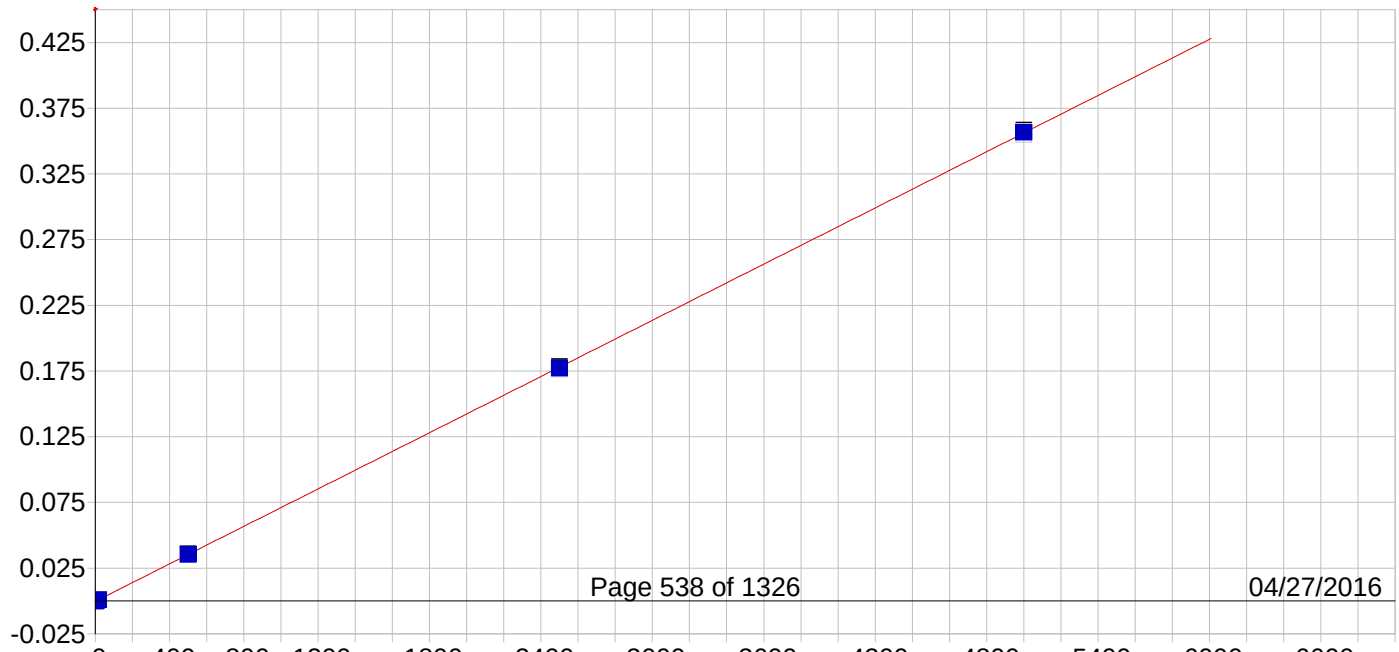

Std Error of Est:	0.000002
Predicted MDL:	2.324368
Predicted MQL:	7.747895

Std. Name	Stated Conc.	Found Conc.	Difference	% Diff.	(S)IR	Std Dev	Emphasis
ICIS Cal Blk	.00000	.00012	.000	.000	-.00023	.000	1
CAL2	15.000	14.688	-.312	-2.08	.00082	.000	1
CAL3	500.00	501.51	1.51	.301	.03534	.000	1
CAL4	2500.0	2489.9	-10.1	-.406	.17638	.001	1
CAL5	5000.0	5009.0	8.98	.180	.35508	.001	1
CAL1	5.0000	4.9755	-.024	-.489	.00012	.000	1

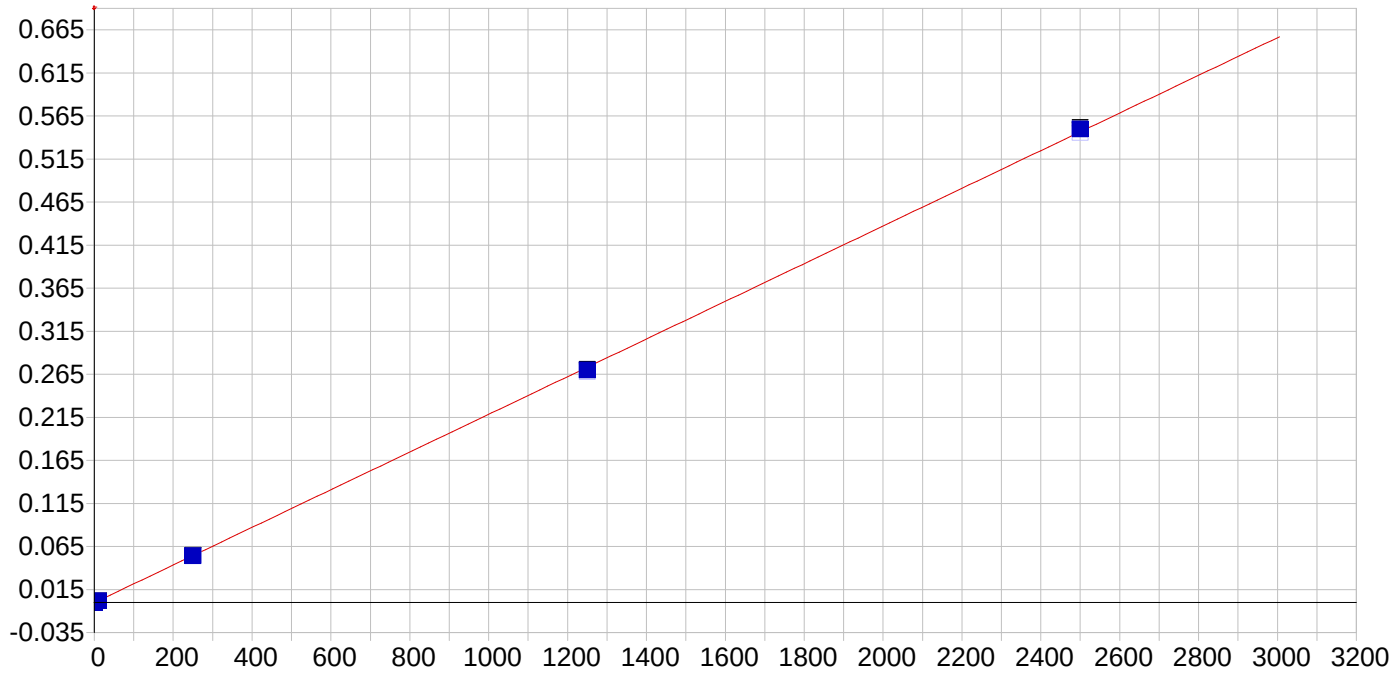

Ag 328.068 {103}

Date of Fit:	4/14/2016 23:00:08	Type of Fit:	Linear	Weighting:	1/Conc

A0 (Offset):	-0.000317	Re-Slope:	1.000000
A1 (Gain):	0.000219	Y-int:	0.000000
A2 (Curvature):	0.000000		
n (Exponent):	1.000000		
Correlation:	0.999970	Status:	OK.
Std Error of Est:	0.000014		
Predicted MDL:	0.549619		
Predicted MQL:	1.832063		

Std. Name	Stated Conc.	Found Conc.	Difference	% Diff.	(S)IR	Std Dev	Emphasis
ICIS Cal Blk	.00000	.00004	.000	.000	-.00032	.000	1
CAL2	10.000	10.014	.014	.145	.00186	.000	1
CAL3	250.00	250.07	.071	.029	.05401	.000	1
CAL4	1250.0	1235.9	-14.1	-1.13	.26814	.001	1
CAL5	2500.0	2514.0	14.0	.562	.54585	.002	1

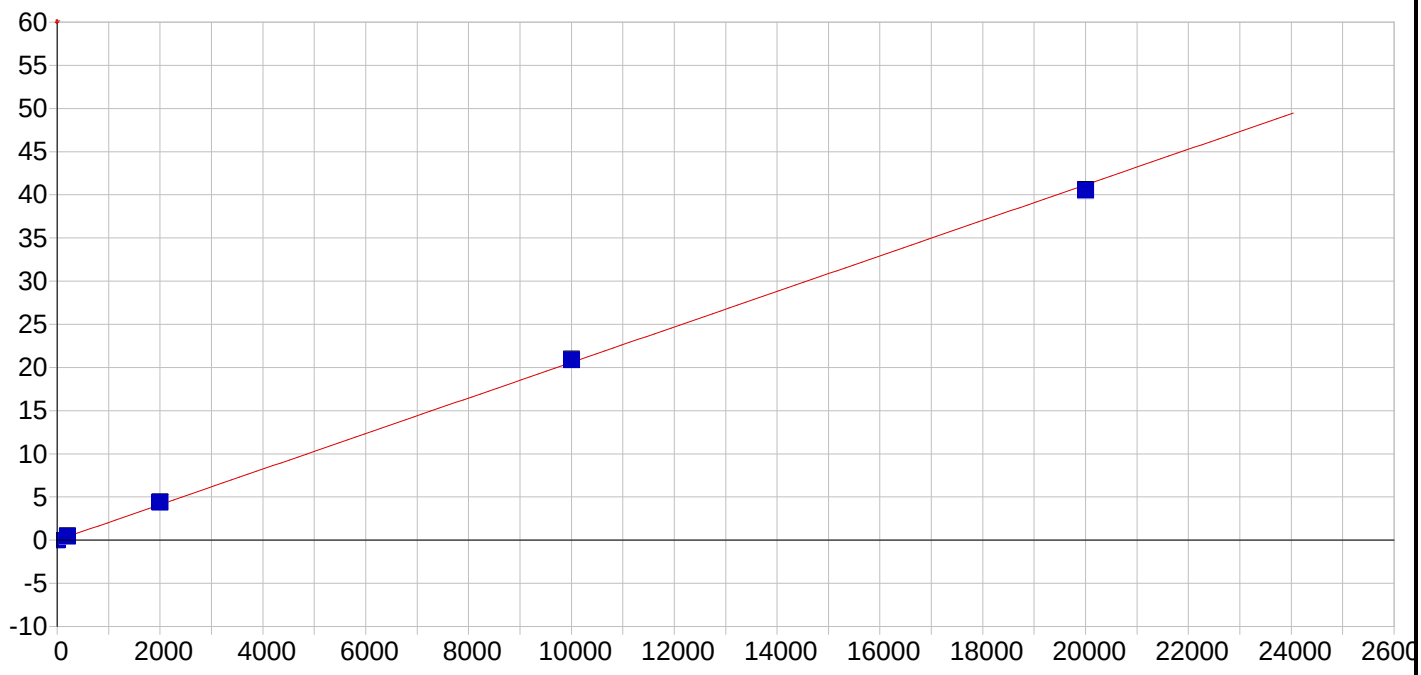

Ba 233.527 {445}

Date of Fit:	4/14/2016 23:00:08	Type of Fit:	Linear	Weighting:	1/Conc

A0 (Offset):	0.000162	Re-Slope:	1.000000
A1 (Gain):	0.002058	Y-int:	0.000000
A2 (Curvature):	0.000000		
n (Exponent):	1.000000		
Correlation:	0.999748	Status:	OK.
Std Error of Est:	0.004768		
Predicted MDL:	0.145728		
Predicted MQL:	0.485759		

Std. Name	Stated Conc.	Found Conc.	Difference	% Diff.	(S)IR	Std Dev	Emphasis
ICIS Cal Blk	.00000	-.02545	-.025	.000	.00011	.000	1
CAL2	200.00	212.29	12.3	6.14	.43681	.001	1
CAL3	2000.0	2130.4	130.	6.52	4.3737	.008	1
CAL4	10000.	10156.	156.	1.56	20.847	.050	1
CAL5	20000.	19702.	-298.	-1.49	40.439	.047	1

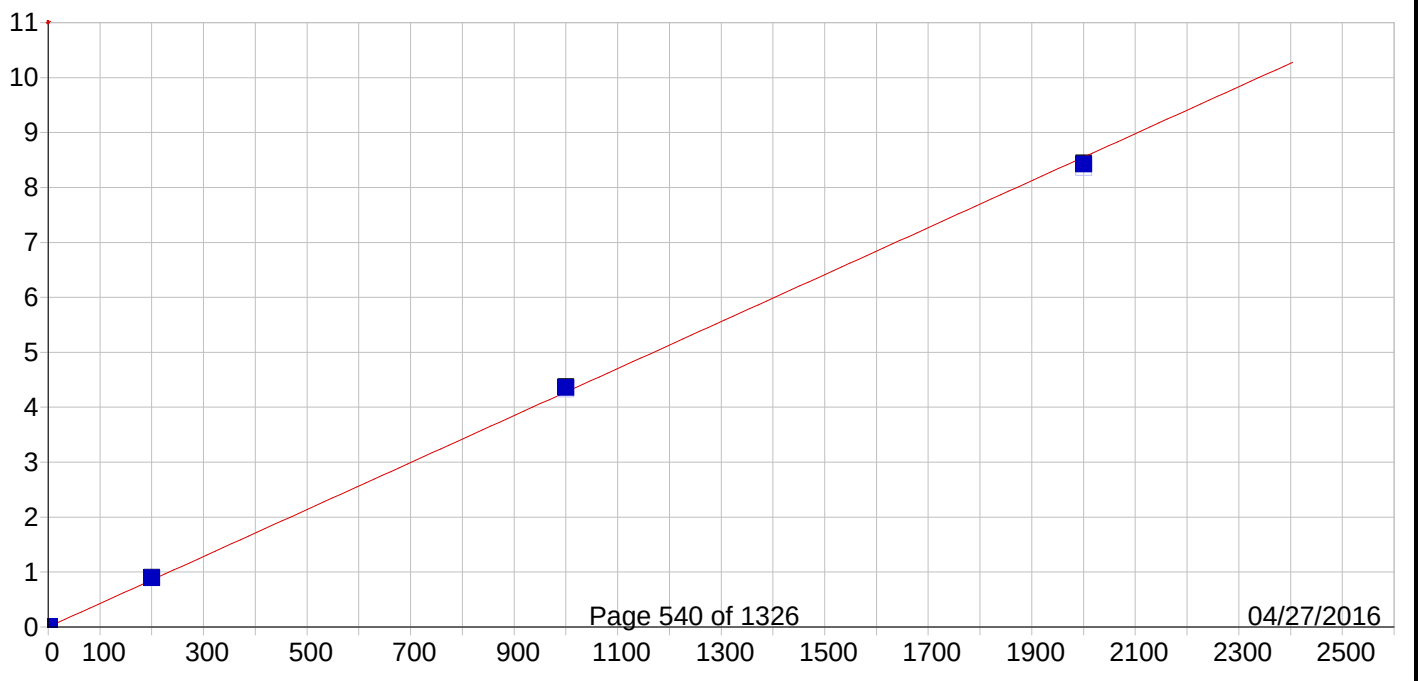

Predicted MDL:	0.106367
Predicted MQL:	0.354556

Std. Name	Stated Conc.	Found Conc.	Difference	% Diff.	(S)IR	Std Dev	Emphasis
ICIS Cal Blk	.00000	-.00013	-.000	.000	.00024	.000	1
CAL2	2.0000	2.0175	.018	.876	.00881	.000	1
CAL3	200.00	210.18	10.2	5.09	.89260	.005	1
CAL4	1000.0	1019.2	19.2	1.92	4.3264	.013	1
CAL5	2000.0	1970.6	-29.4	-1.47	8.3628	.015	1

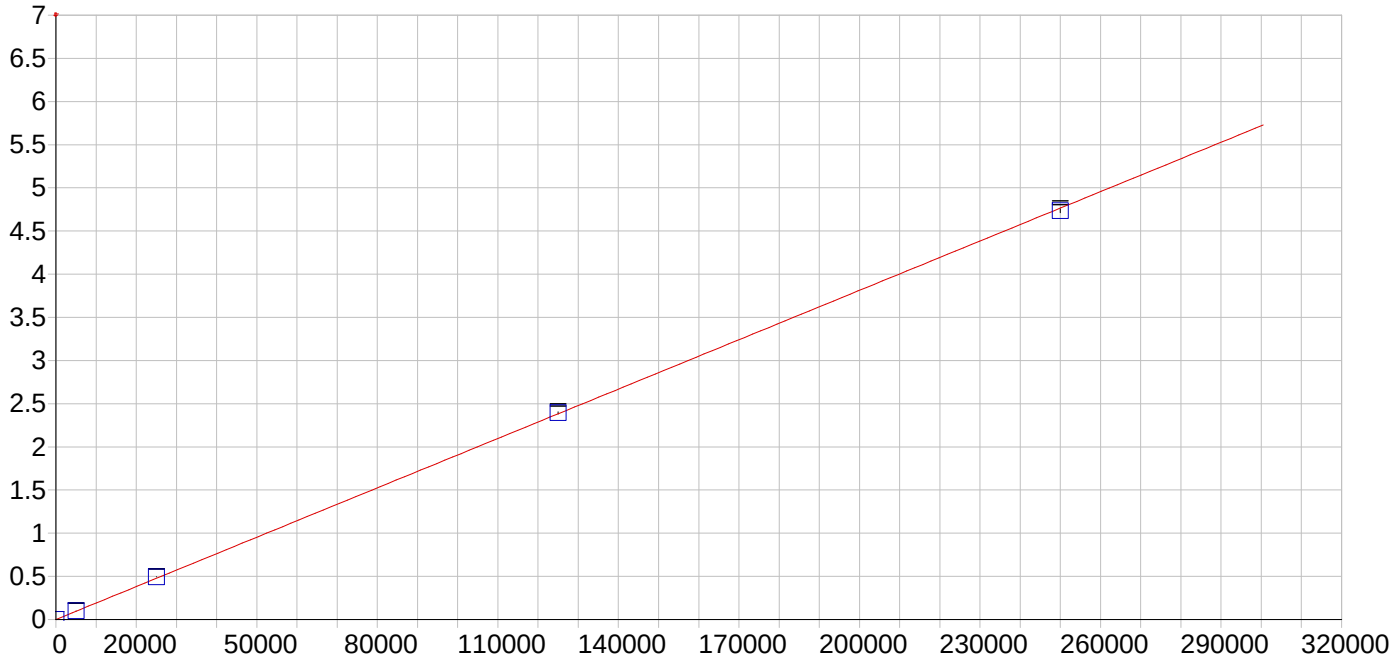

Ca 318.128 {106}

Date of Fit:	4/14/2016 23:00:08	Type of Fit:	Linear	Weighting:	1/Conc

A0 (Offset):	0.000459	Re-Slope:	1.000000
A1 (Gain):	0.000019	Y-int:	0.000000
A2 (Curvature):	0.000000		
n (Exponent):	1.000000		
Correlation:	0.999942	Status:	OK.
Std Error of Est:	0.000377		
Predicted MDL:	5.837481		
Predicted MQL:	19.458270		

Std. Name	Stated Conc.	Found Conc.	Difference	% Diff.	(S)IR	Std Dev	Emphasis
ICIS Cal Blk	.00000	-.31141	-.311	.000	.00045	.000	1
CAL2	5000.0	5146.8	147.	2.94	.09856	.001	1
CAL3	25000.	25868.	868.	3.47	.49351	.002	1
CAL4	125000.	125570.	567.	.453	2.3938	.012	1
CAL5	250000.	248420.	-1580.	-.632	4.7355	.022	1

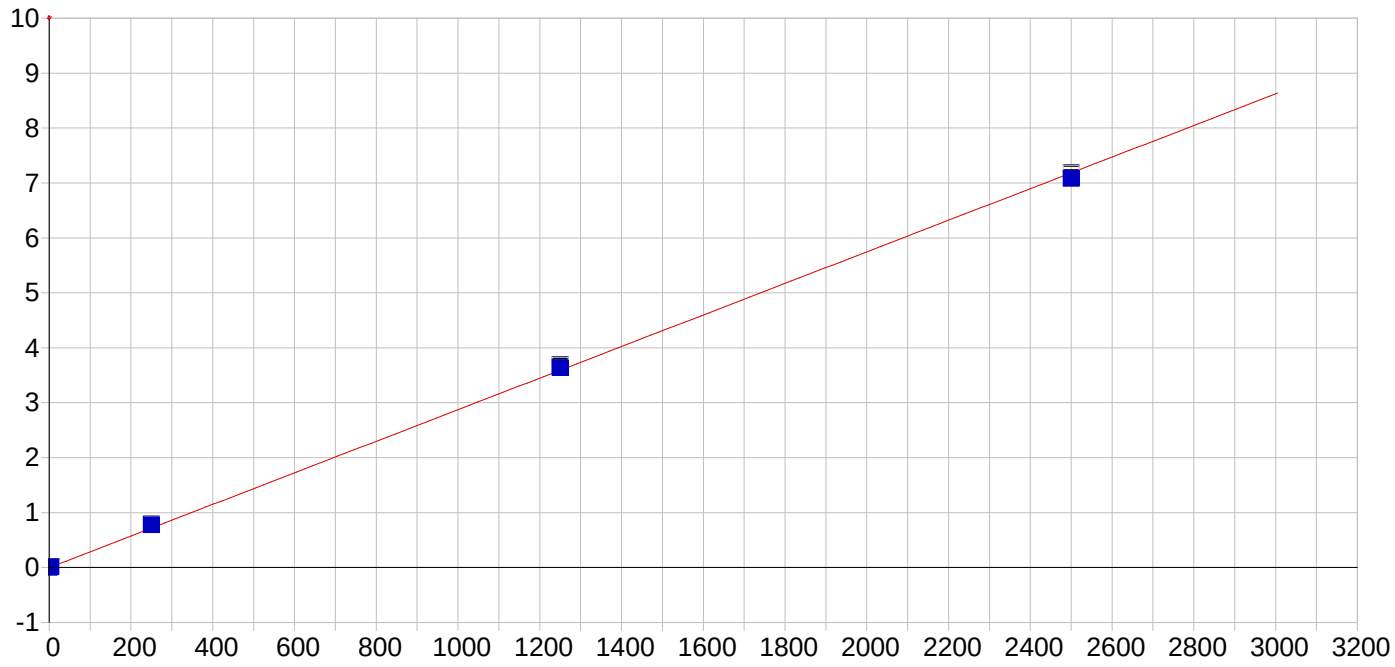

Cd 226.502 {449}

Date of Fit:	4/14/2016 23:00:08	Type of Fit:	Linear	Weighting:	1/Conc

A0 (Offset):	-0.000299	Re-Slope:	1.000000
A1 (Gain):	0.002874	Y-int:	0.000000
A2 (Curvature):	0.000000		
n (Exponent):	1.000000		
Correlation:	0.999717	Status:	OK.
Std Error of Est:	0.000358		
Predicted MDL:	0.124529		
Predicted MQL:	0.415097		

Std. Name	Stated Conc.	Found Conc.	Difference	% Diff.	(S)IR	Std Dev	Emphasis
ICIS Cal Blk	.00000	-.00061	-.001	.000	-.00030	.000	1
CAL2	4.0000	4.2969	.297	7.42	.01212	.000	1
CAL3	250.00	269.76	19.8	7.90	.78384	.002	1
CAL4	1250.0	1266.4	16.4	1.31	3.6836	.014	1
CAL5	2500.0	2463.6	-36.4	-1.46	7.1688	.012	1

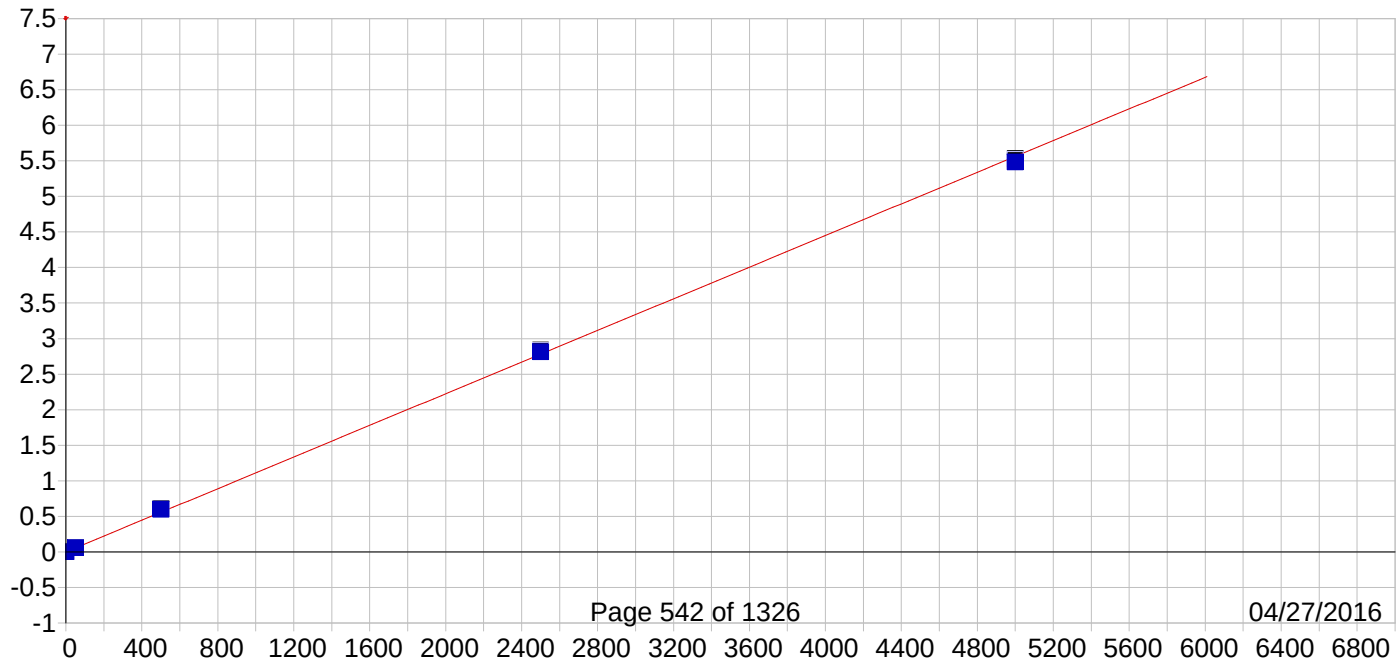

Predicted MDL:	0.271145
Predicted MQL:	0.903818

Std. Name	Stated Conc.	Found Conc.	Difference	% Diff.	(S)IR	Std Dev	Emphasis
ICIS Cal Blk	.00000	-.00746	-.007	.000	-.00062	.000	1
CAL2	50.000	53.700	3.70	7.40	.05915	.000	1
CAL3	500.00	538.98	39.0	7.80	.60282	.000	1
CAL4	2500.0	2529.3	29.3	1.17	2.8322	.003	1
CAL5	5000.0	4928.1	-71.9	-1.44	5.5199	.008	1

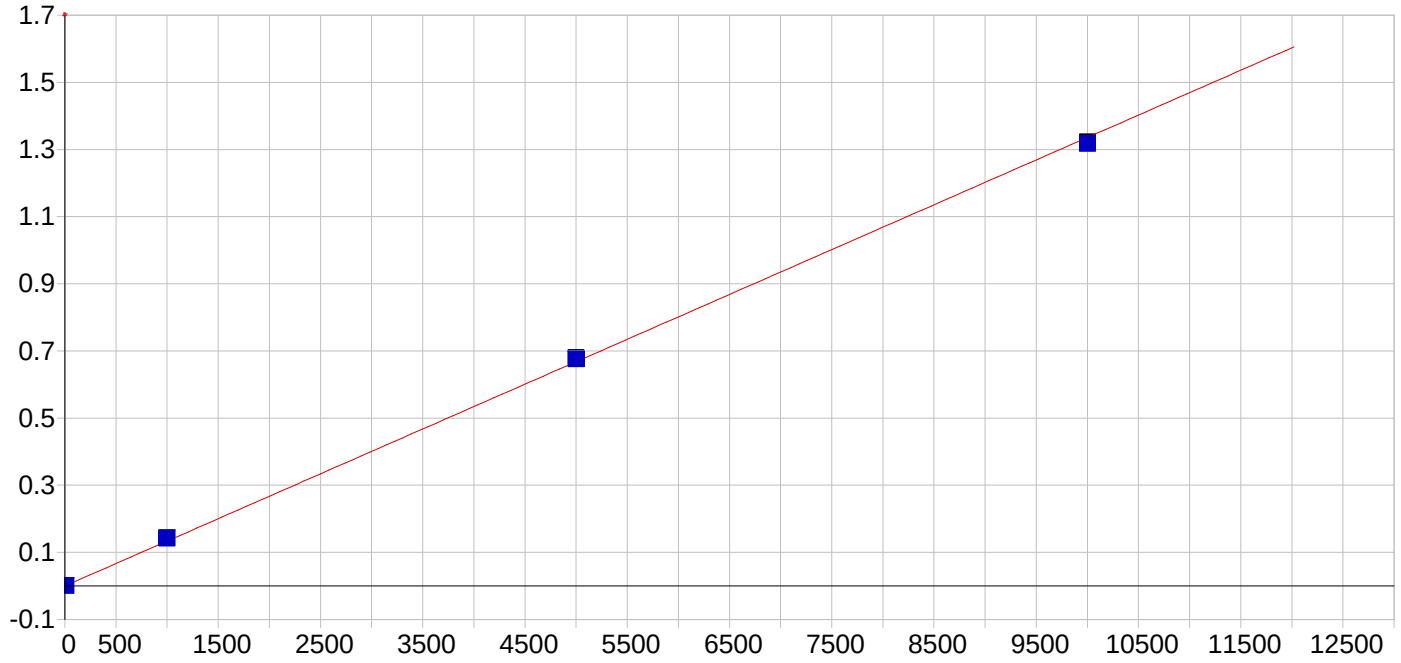

Cr 267.716 {126}

Date of Fit:	4/14/2016 23:00:08	Type of Fit:	Linear	Weighting:	1/Conc

A0 (Offset):	0.000019	Re-Slope:	1.000000
A1 (Gain):	0.000134	Y-int:	0.000000
A2 (Curvature):	0.000000		
n (Exponent):	1.000000		
Correlation:	0.999778	Status:	OK.
Std Error of Est:	0.000046		
Predicted MDL:	0.567793		
Predicted MQL:	1.892643		

Std. Name	Stated Conc.	Found Conc.	Difference	% Diff.	(S)IR	Std Dev	Emphasis
ICIS Cal Blk	.00000	-.00162	-.002	.000	.00002	.000	1
CAL2	10.000	10.960	.960	9.60	.00149	.000	1
CAL3	1000.0	1066.6	66.6	6.66	.14249	.000	1
CAL4	5000.0	5064.8	64.8	1.30	.67658	.003	1
CAL5	10000.	9867.6	-132.	-1.32	1.3181	.003	1

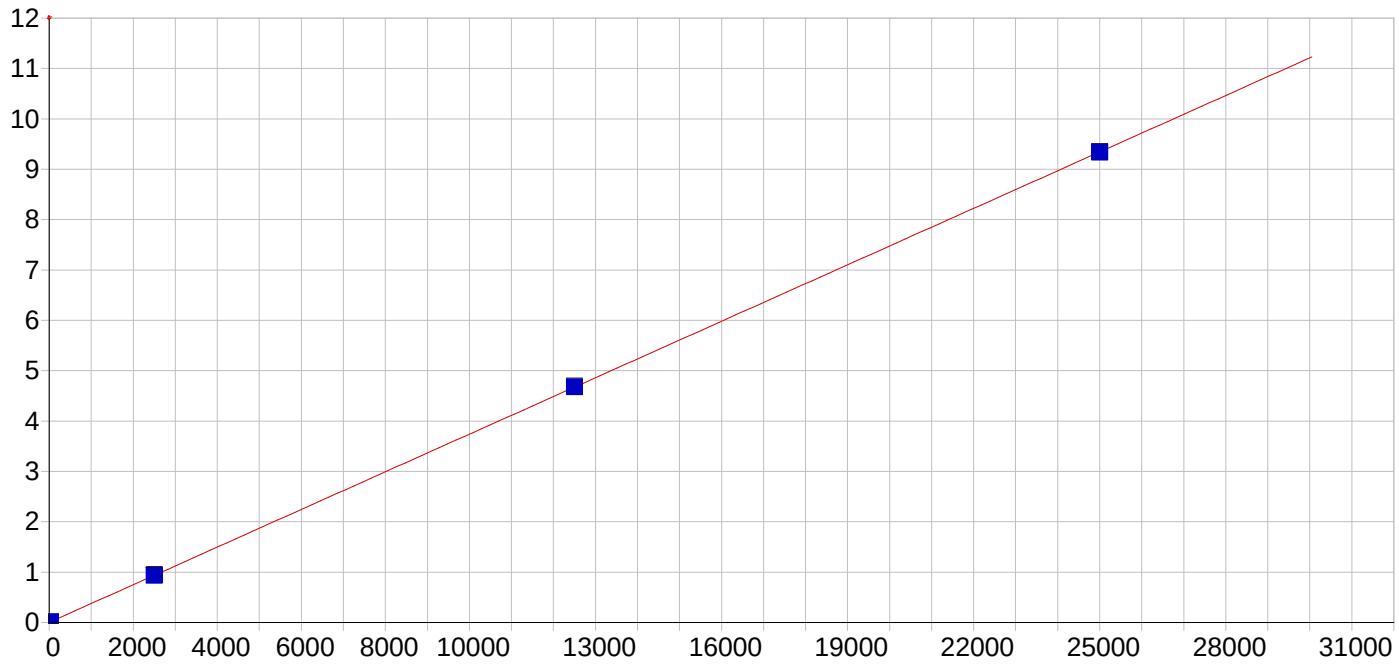

Cu 324.754 {104}

Date of Fit:	4/14/2016 23:00:08	Type of Fit:	Linear	Weighting:	1/Conc

A0 (Offset):	0.003063	Re-Slope:	1.000000
A1 (Gain):	0.000374	Y-int:	0.000000
A2 (Curvature):	0.000000		
n (Exponent):	1.000000		
Correlation:	1.000000	Status:	OK.
Std Error of Est:	0.000011		
Predicted MDL:	0.301877		
Predicted MQL:	1.006257		

Std. Name	Stated Conc.	Found Conc.	Difference	% Diff.	(S)IR	Std Dev	Emphasis
ICIS Cal Blk	.00000	.00036	.000	.000	.00306	.000	1
CAL2	25.000	24.623	-.377	-1.51	.01225	.000	1
CAL3	2500.0	2500.2	.204	.008	.93669	.001	1
CAL4	12500.	12511.	11.2	.089	4.6750	.011	1
CAL5	25000.	24989.	-11.0	-.044	9.3345	.007	1

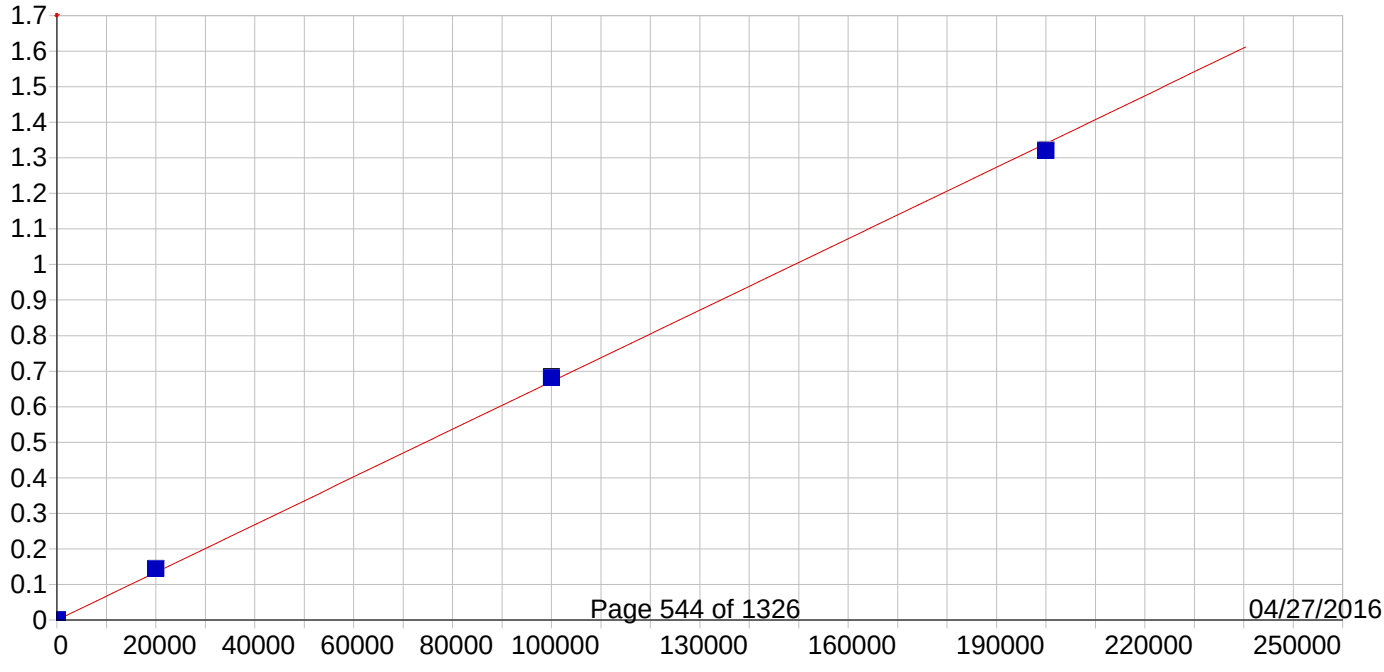

Predicted MDL:	11.051319
Predicted MQL:	36.837730

Std. Name	Stated Conc.	Found Conc.	Difference	% Diff.	(S)IR	Std Dev	Emphasis
ICIS Cal Blk	.00000	-.02287	-.023	.000	.00015	.000	1
CAL2	150.00	161.43	11.4	7.62	.00126	.000	1
CAL3	20000.	21518.	1520.	7.59	.14470	.001	1
CAL4	100000.	101610.	1610.	1.61	.68279	.002	1
CAL5	200000.	196870.	-3130.	-1.57	1.3229	.001	1

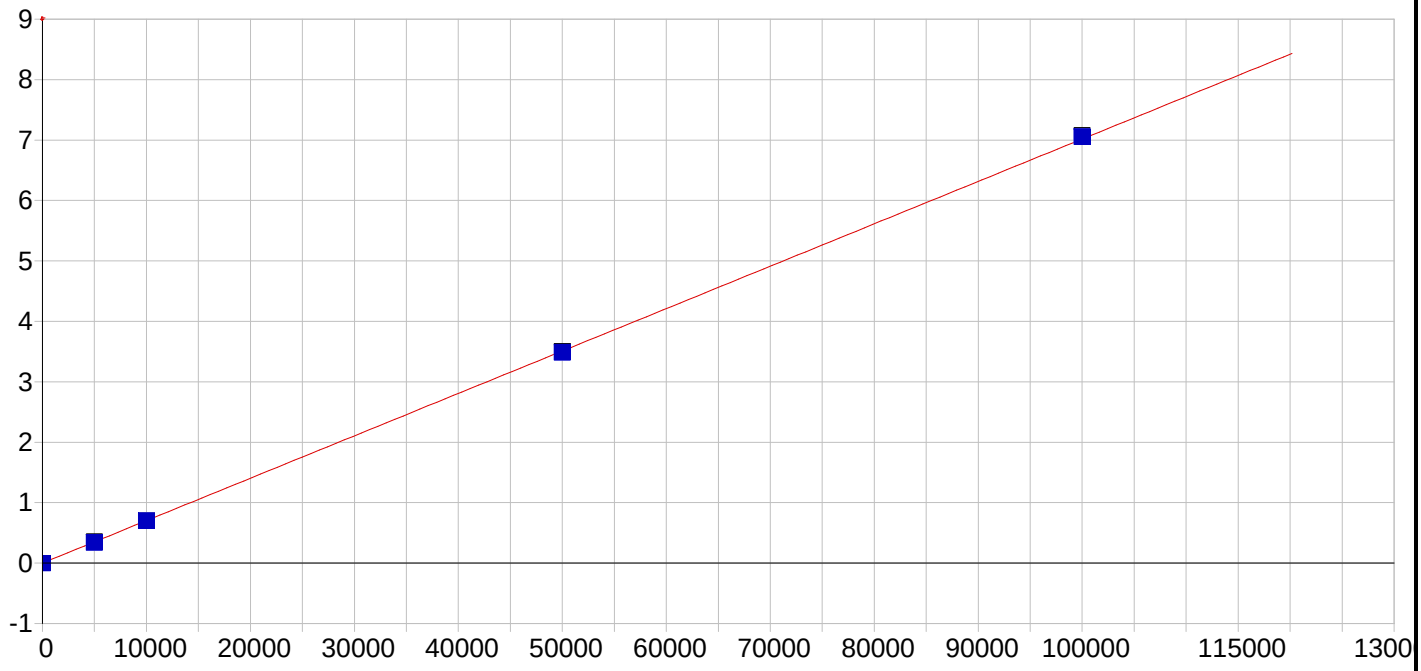

K 766.490 { 44}

Date of Fit:	4/14/2016 23:00:08	Type of Fit:	Linear	Weighting:	1/Conc

A0 (Offset):	0.001108	Re-Slope:	1.000000
A1 (Gain):	0.000070	Y-int:	0.000000
A2 (Curvature):	0.000000		
n (Exponent):	1.000000		
Correlation:	0.999972	Status:	OK.
Std Error of Est:	0.000619		
Predicted MDL:	33.944866		
Predicted MQL:	113.149552		

Std. Name	Stated Conc.	Found Conc.	Difference	% Diff.	(S)IR	Std Dev	Emphasis
ICIS Cal Blk	.00000	.17804	.178	.000	.00112	.002	1
CAL2	5000.0	4855.4	-145.	-2.89	.34176	.002	1
CAL3	10000.	9945.9	-54.1	-.541	.69918	.003	1
CAL4	50000.	49675.	-325.	-.651	3.4876	.009	1
CAL5	100000.	100520.	524.	.524	7.0566	.011	1

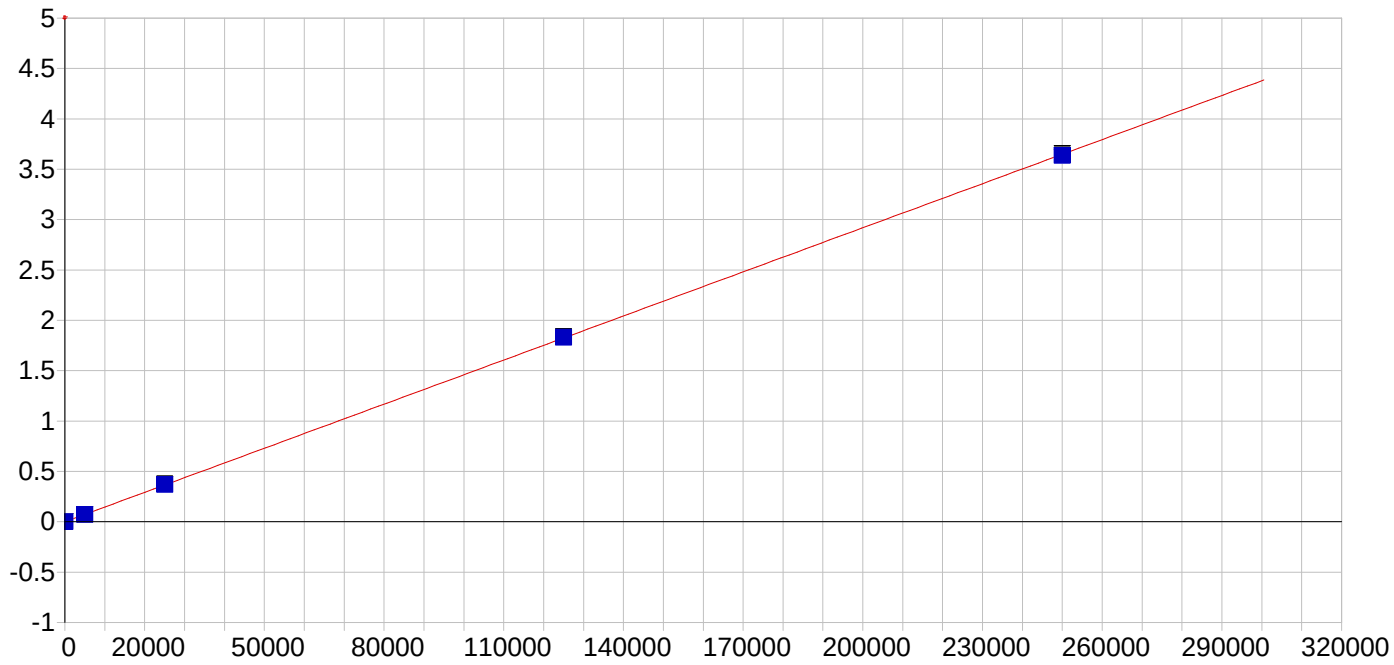

Mg 279.079 {121}

Date of Fit:	4/14/2016 23:00:08	Type of Fit:	Linear	Weighting:	1/Conc

A0 (Offset):	0.000040	Re-Slope:	1.000000
A1 (Gain):	0.000015	Y-int:	0.000000
A2 (Curvature):	0.000000		
n (Exponent):	1.000000		
Correlation:	0.999987	Status:	OK.
Std Error of Est:	0.000139		
Predicted MDL:	5.576441		
Predicted MQL:	18.588136		

Std. Name	Stated Conc.	Found Conc.	Difference	% Diff.	(S)IR	Std Dev	Emphasis
ICIS Cal Blk	.00000	-.03117	-.031	.000	.00004	.000	1
CAL2	5000.0	4947.6	-52.4	-1.05	.07225	.000	1
CAL3	25000.	25416.	416.	1.66	.37073	.002	1
CAL4	125000.	125380.	384.	.307	1.8288	.005	1
CAL5	250000.	249250.	-747.	-.299	3.6354	.017	1

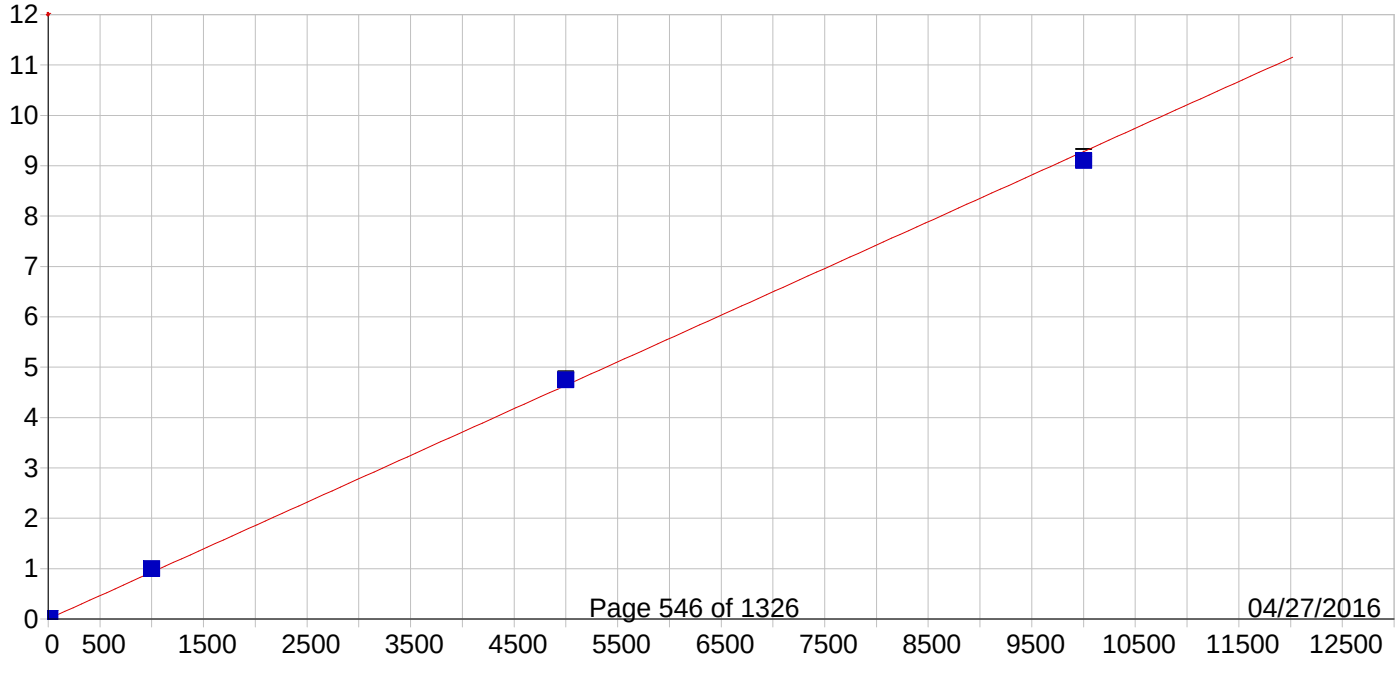

Predicted MDL:	0.074739
Predicted MQL:	0.249130

Std. Name	Stated Conc.	Found Conc.	Difference	% Diff.	(S)IR	Std Dev	Emphasis
ICIS Cal Blk	.00000	-.00237	-.002	.000	.00022	.000	1
CAL2	15.000	16.177	1.18	7.85	.01524	.000	1
CAL3	1000.0	1076.0	76.0	7.60	.99843	.002	1
CAL4	5000.0	5112.8	113.	2.26	4.7432	.015	1
CAL5	10000.	9810.0	-190.	-1.90	9.1003	.074	1

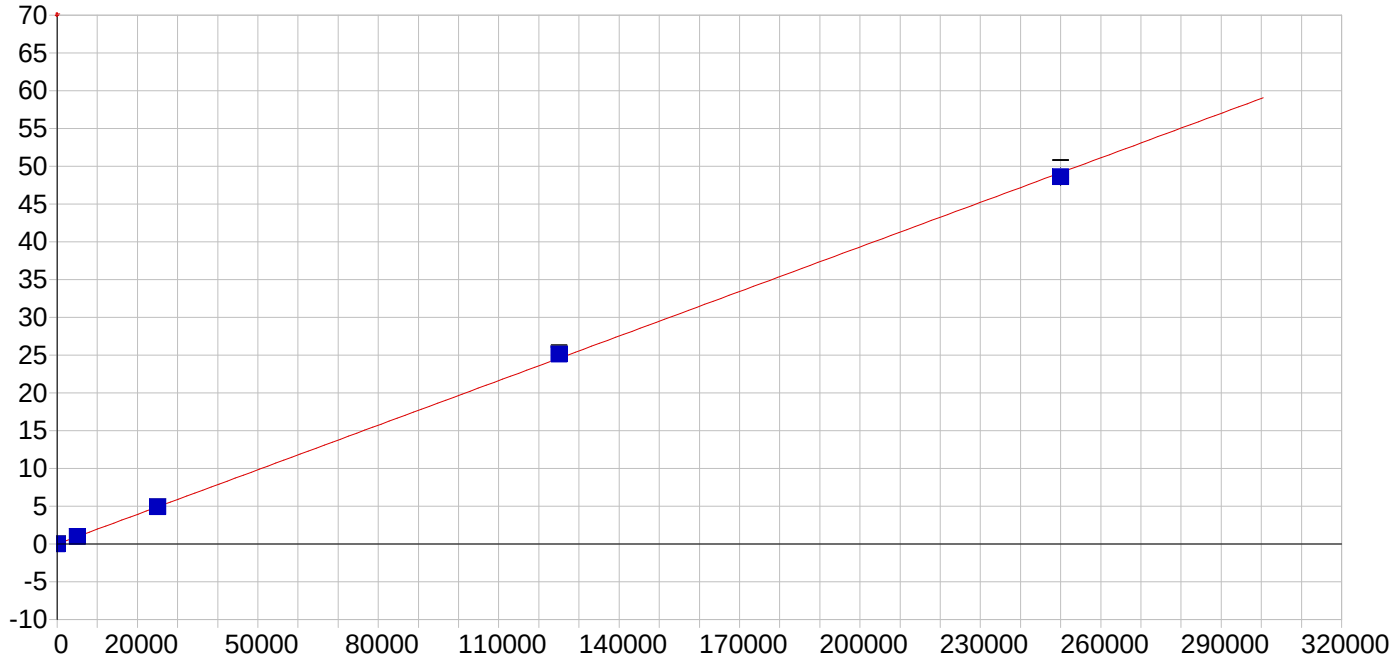

Na 589.592 { 57}

Date of Fit:	4/14/2016 23:00:08	Type of Fit:	Linear	Weighting:	1/Conc

A0 (Offset):	-0.003617	Re-Slope:	1.000000
A1 (Gain):	0.000197	Y-int:	0.000000
A2 (Curvature):	0.000000		
n (Exponent):	1.000000		
Correlation:	0.999886	Status:	OK.
Std Error of Est:	0.005451		
Predicted MDL:	10.631716		
Predicted MQL:	35.439054		

Std. Name	Stated Conc.	Found Conc.	Difference	% Diff.	(S)IR	Std Dev	Emphasis
ICIS Cal Blk	.00000	.04955	.050	.000	-.00361	.002	1
CAL2	5000.0	4882.1	-118.	-2.36	.95631	.000	1
CAL3	25000.	25061.	61.0	.244	4.9254	.029	1
CAL4	125000.	127750.	2750.	2.20	25.122	.147	1
CAL5	250000.	247310.	-2690.	-1.08	48.637	1.14	1

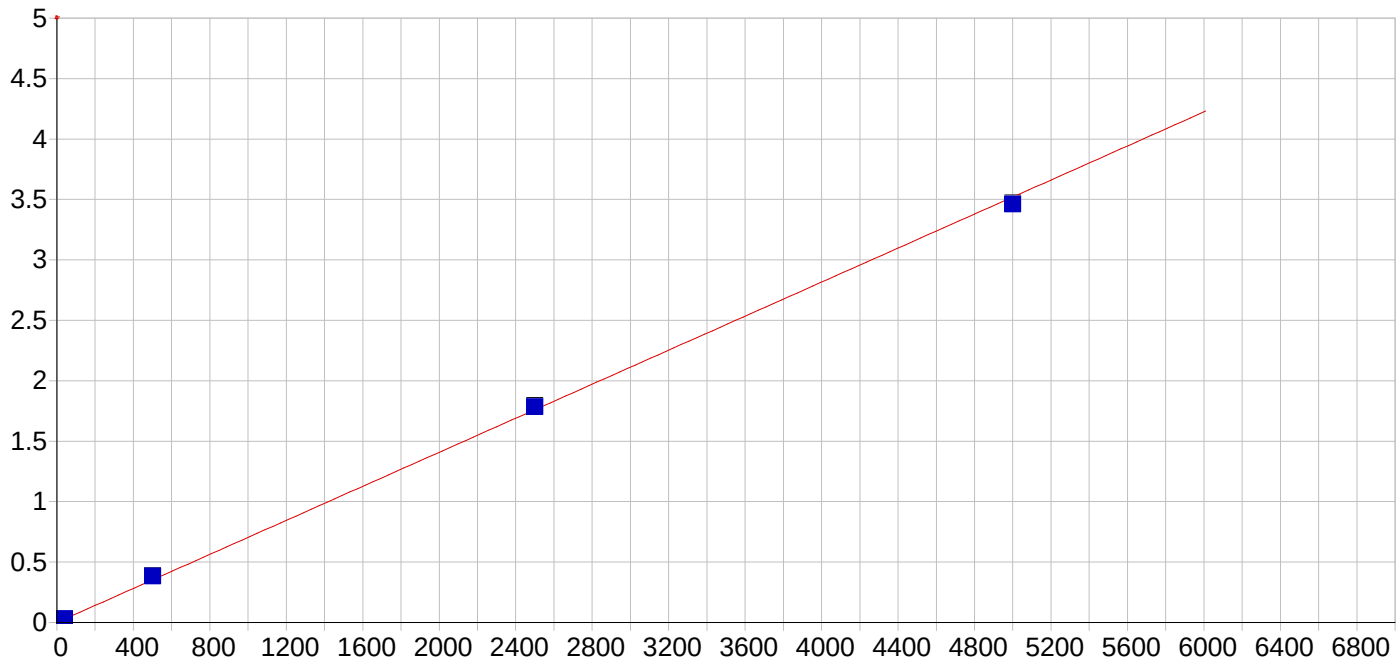

Ni 231.604 {446}

Date of Fit:	4/14/2016 23:00:08	Type of Fit:	Linear	Weighting:	1/Conc

A0 (Offset):	0.000357	Re-Slope:	1.000000
A1 (Gain):	0.000704	Y-int:	0.000000
A2 (Curvature):	0.000000		
n (Exponent):	1.000000		
Correlation:	0.999613	Status:	OK.
Std Error of Est:	0.000454		
Predicted MDL:	0.498458		
Predicted MQL:	1.661526		

Std. Name	Stated Conc.	Found Conc.	Difference	% Diff.	(S)IR	Std Dev	Emphasis
ICIS Cal Blk	.00000	-.00693	-.007	.000	.00035	.000	1
CAL2	40.000	43.462	3.46	8.66	.03096	.000	1
CAL3	500.00	544.45	44.4	8.89	.38407	.000	1
CAL4	2500.0	2536.9	36.9	1.48	1.7884	.005	1
CAL5	5000.0	4915.2	-84.8	-1.70	3.4649	.005	1

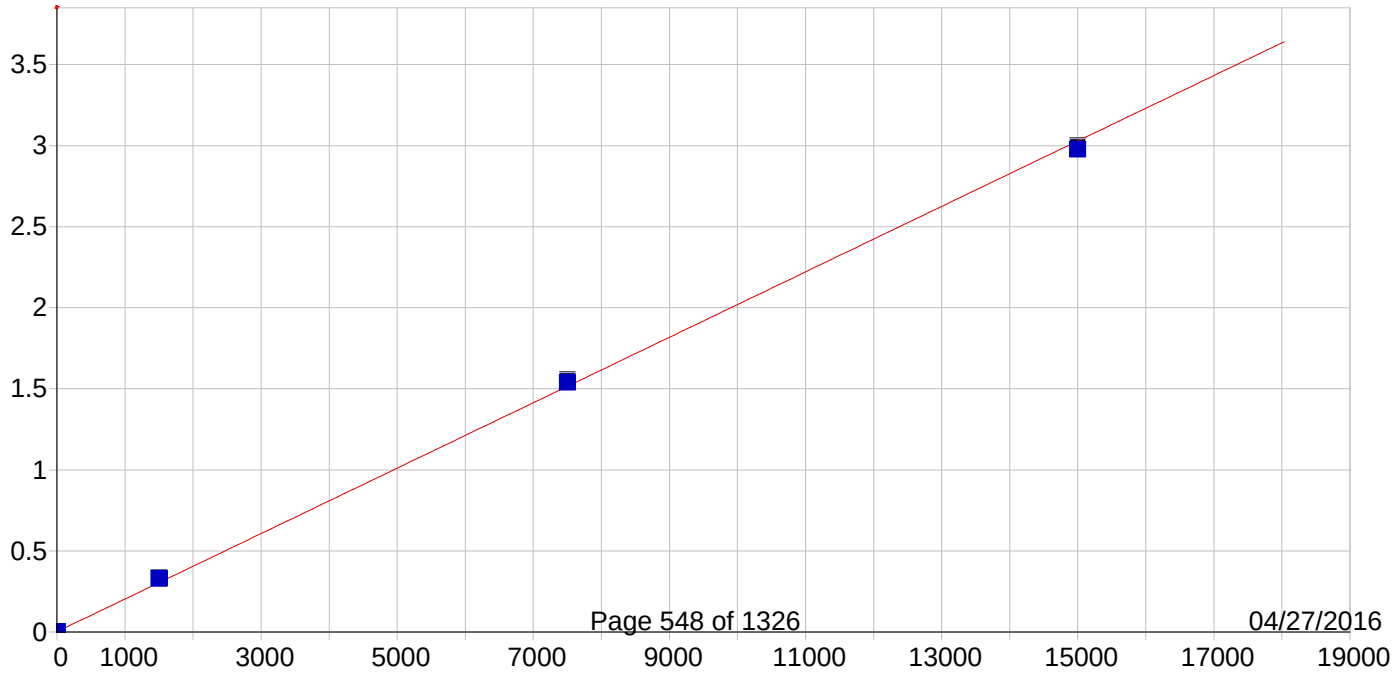

Predicted MDL:	1.928806
Predicted MQL:	6.429355

Std. Name	Stated Conc.	Found Conc.	Difference	% Diff.	(S)IR	Std Dev	Emphasis
ICIS Cal Blk	.00000	-.00076	-.001	.000	.00159	.000	1
CAL2	10.000	10.468	.468	4.68	.00372	.000	1
CAL3	1500.0	1626.6	127.	8.44	.33146	.001	1
CAL4	7500.0	7628.1	128.	1.71	1.5491	.004	1
CAL5	15000.	14745.	-255.	-1.70	2.9933	.004	1
CAL1	5.0000	5.1010	.101	2.02	.00262	.000	1

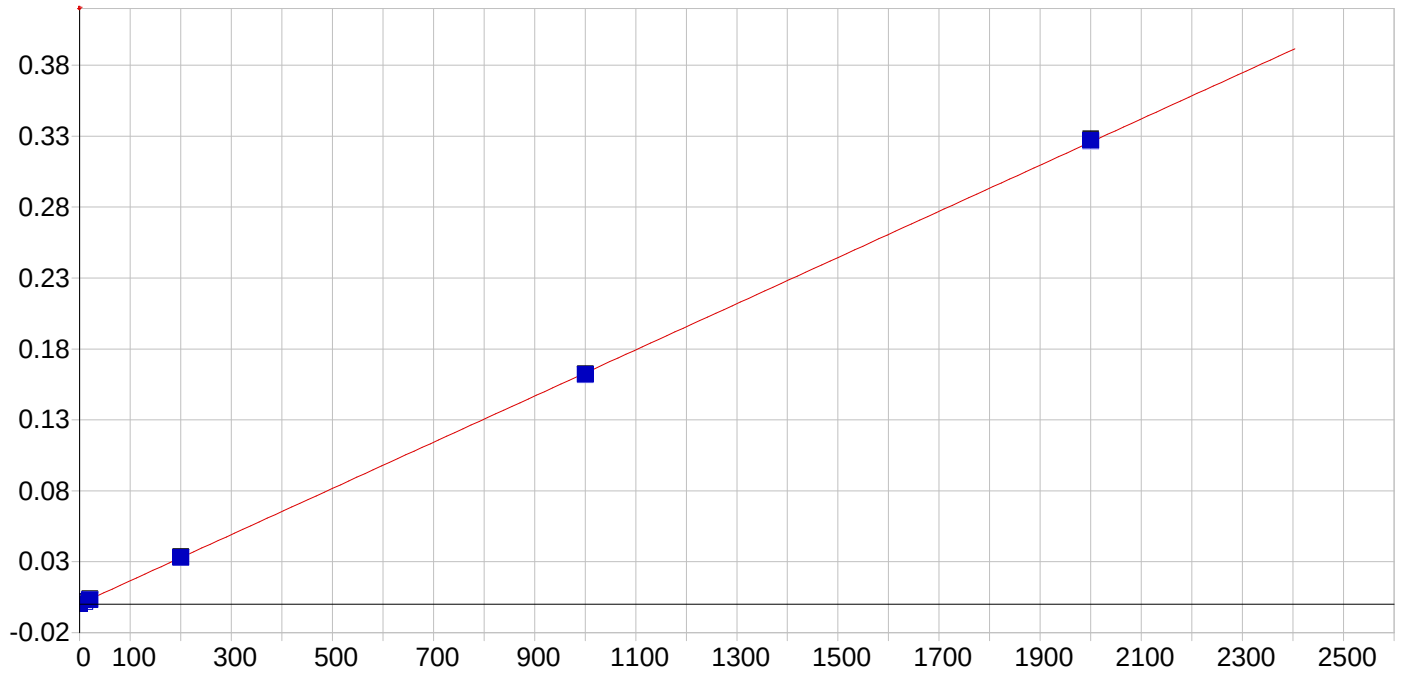

Sb 206.833 {463}

Date of Fit:	4/14/2016 23:00:08	Type of Fit:	Linear	Weighting:	1/Conc

A0 (Offset):	0.000289	Re-Slope:	1.000000
A1 (Gain):	0.000163	Y-int:	0.000000
A2 (Curvature):	0.000000		
n (Exponent):	1.000000		
Correlation:	0.999957	Status:	OK.
Std Error of Est:	0.000011		
Predicted MDL:	1.564118		
Predicted MQL:	5.213728		

Std. Name	Stated Conc.	Found Conc.	Difference	% Diff.	(S)IR	Std Dev	Emphasis
ICIS Cal Blk	.00000	.00150	.002	.000	.00029	.000	1
CAL2	20.000	18.244	-1.76	-8.78	.00318	.000	1
CAL3	200.00	201.41	1.41	.705	.03299	.000	1
CAL4	1000.0	993.52	-6.48	-.648	.16158	.000	1
CAL5	2000.0	2007.4	7.45	.372	.32620	.001	1
CAL1	10.000	9.3344	-.666	-6.66	.00181	.000	1

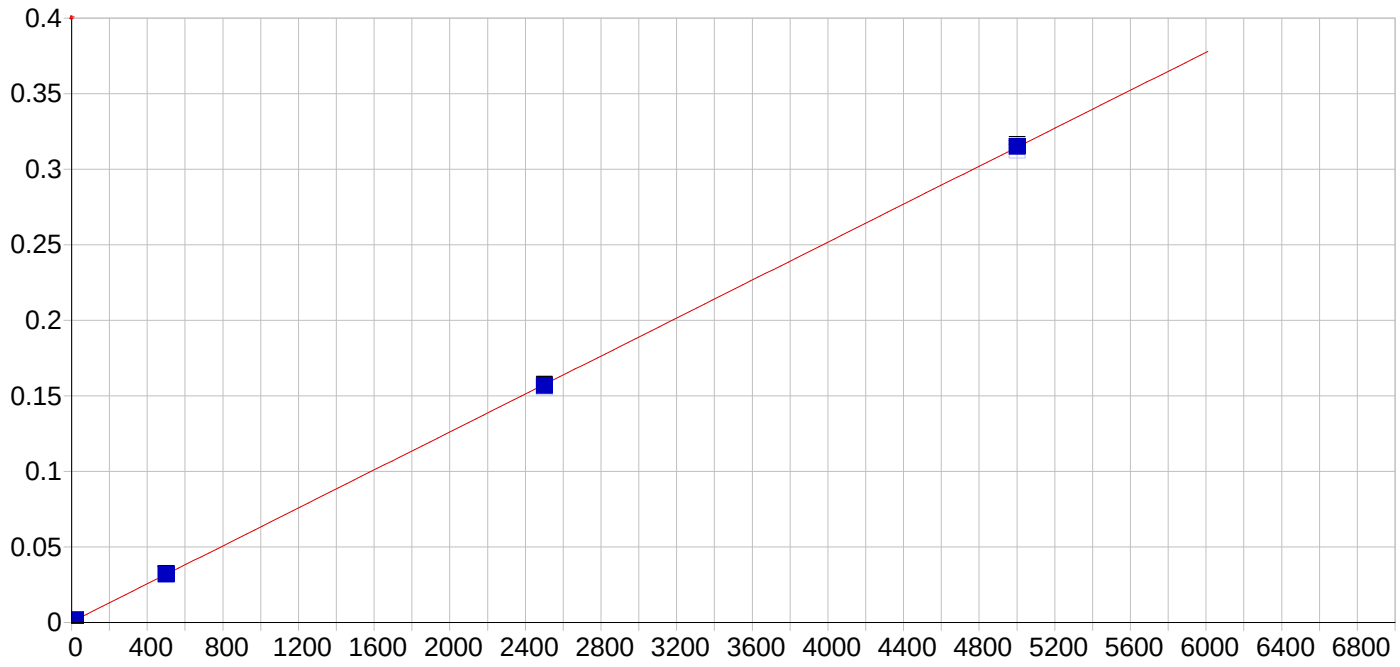

Se 196.090 {472}

Date of Fit:	4/14/2016 23:00:08	Type of Fit:	Linear	Weighting:	1/Conc

A0 (Offset):	0.000454	Re-Slope:	1.000000
A1 (Gain):	0.000063	Y-int:	0.000000
A2 (Curvature):	0.000000		
n (Exponent):	1.000000		
Correlation:	0.999963	Status:	OK.
Std Error of Est:	0.000004		
Predicted MDL:	3.268651		
Predicted MQL:	10.895505		

Std. Name	Stated Conc.	Found Conc.	Difference	% Diff.	(S)IR	Std Dev	Emphasis
ICIS Cal Blk	.00000	-.00152	-.002	.000	.00045	.000	1
CAL2	20.000	19.653	-.347	-1.74	.00169	.000	1
CAL3	500.00	503.22	3.22	.645	.03182	.000	1
CAL4	2500.0	2489.3	-10.7	-.429	.15562	.001	1
CAL5	5000.0	5006.2	6.24	.125	.31252	.001	1
CAL1	5.0000	6.5921	1.59	31.8	.00087	.000	1

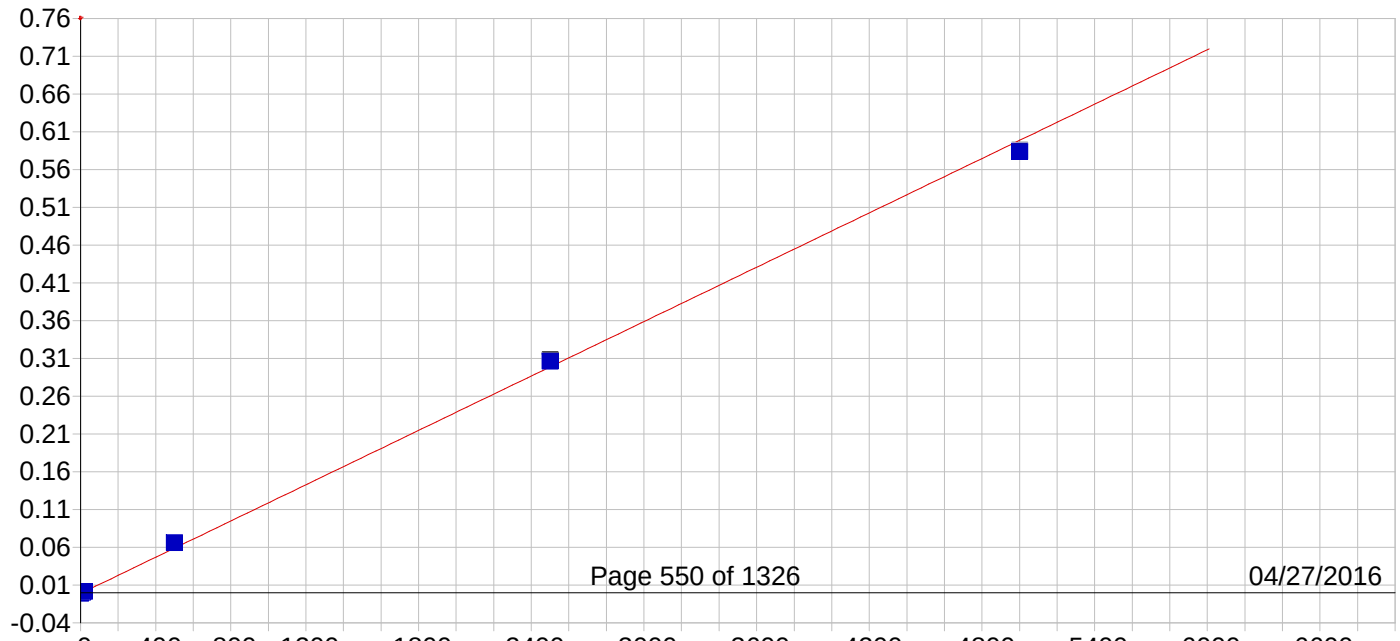

Std Error of Est:	0.000051
Predicted MDL:	1.934824
Predicted MQL:	6.449414

Std. Name	Stated Conc.	Found Conc.	Difference	% Diff.	(S)IR	Std Dev	Emphasis
ICIS Cal Blk	.00000	-.00338	-.003	.000	-.00109	.000	1
CAL2	20.000	23.069	3.07	15.3	.00169	.000	1
CAL3	500.00	559.84	59.8	12.0	.06618	.000	1
CAL4	2500.0	2560.6	60.6	2.42	.30664	.001	1
CAL5	5000.0	4875.8	-124.	-2.48	.58493	.001	1
CAL1	10.000	10.651	.651	6.51	.00018	.000	1

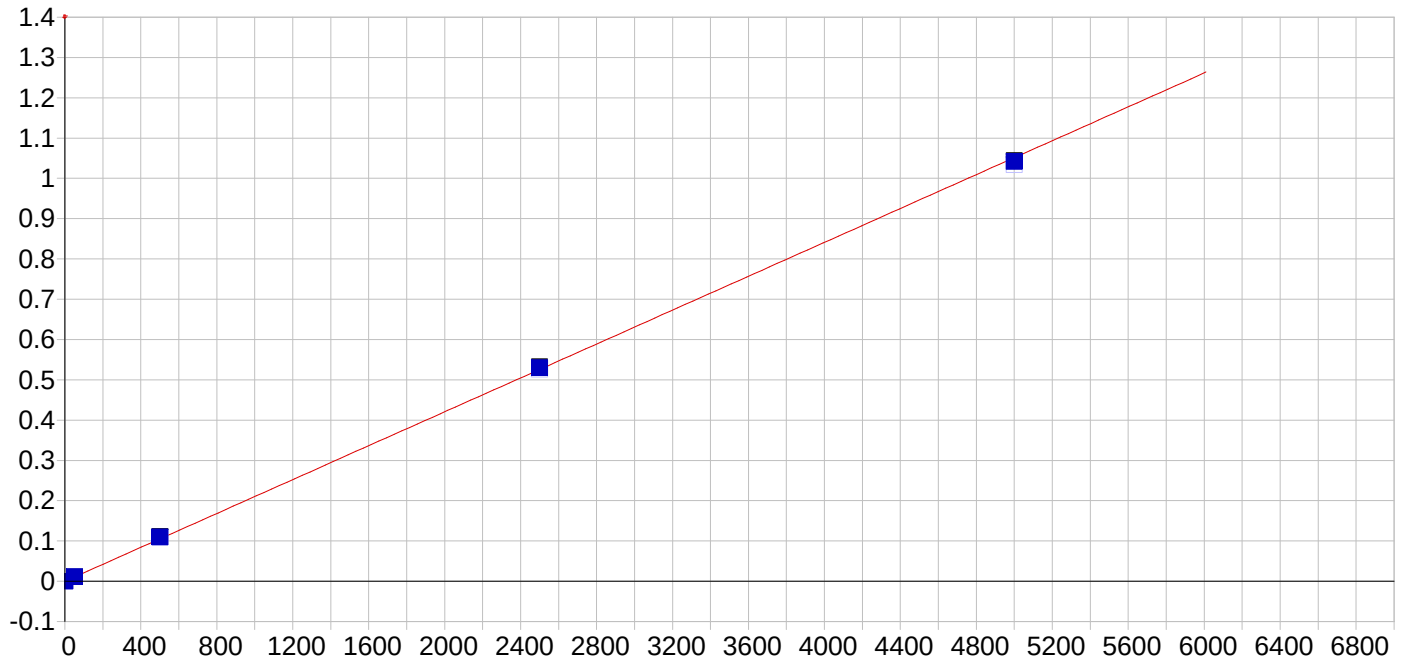

V 292.402 {115}

Date of Fit:	4/14/2016 23:00:08	Type of Fit:	Linear	Weighting:	1/Conc

A0 (Offset):	-0.000011	Re-Slope:	1.000000
A1 (Gain):	0.000210	Y-int:	0.000000
A2 (Curvature):	0.000000		
n (Exponent):	1.000000		
Correlation:	0.999895	Status:	OK.
Std Error of Est:	0.000078		
Predicted MDL:	0.429551		
Predicted MQL:	1.431837		

Std. Name	Stated Conc.	Found Conc.	Difference	% Diff.	(S)IR	Std Dev	Emphasis
ICIS Cal Blk	.00000	-.00407	-.004	.000	-.00001	.000	1
CAL2	50.000	51.860	1.86	3.72	.01086	.000	1
CAL3	500.00	522.44	22.4	4.49	.10900	.000	1
CAL4	2500.0	2521.0	21.0	.839	.52587	.001	1
CAL5	5000.0	4954.7	-45.3	-.906	1.0334	.001	1

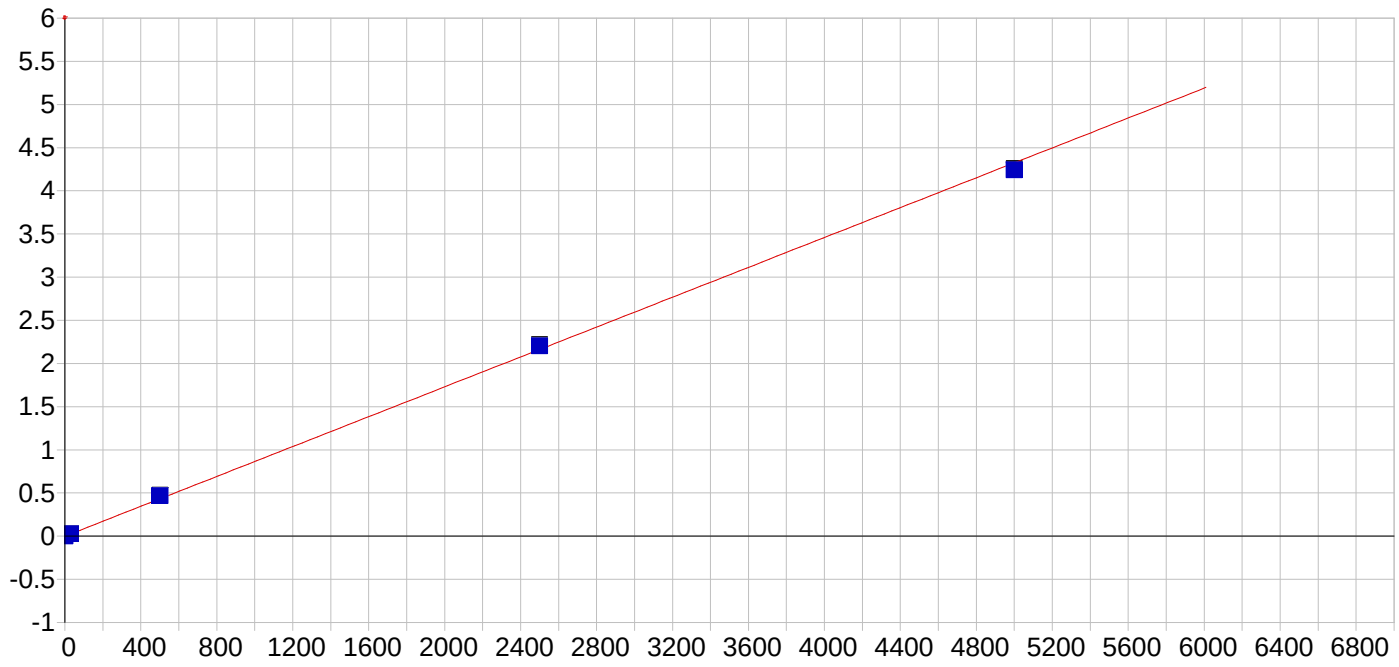

Zn 206.200 {463}

Date of Fit:	4/14/2016 23:00:08	Type of Fit:	Linear	Weighting:	1/Conc

A0 (Offset):	-0.000145	Re-Slope:	1.000000
A1 (Gain):	0.000865	Y-int:	0.000000
A2 (Curvature):	0.000000		
n (Exponent):	1.000000		
Correlation:	0.999592	Status:	OK.
Std Error of Est:	0.000495		
Predicted MDL:	0.237132		
Predicted MQL:	0.790439		

Std. Name	Stated Conc.	Found Conc.	Difference	% Diff.	(S)IR	Std Dev	Emphasis
ICIS Cal Blk	.00000	-.00482	-.005	.000	-.00015	.000	1
CAL2	30.000	32.217	2.22	7.39	.02771	.000	1
CAL3	500.00	543.12	43.1	8.62	.46925	.003	1
CAL4	2500.0	2548.0	48.0	1.92	2.2019	.009	1
CAL5	5000.0	4906.6	-93.4	-1.87	4.2401	.009	1

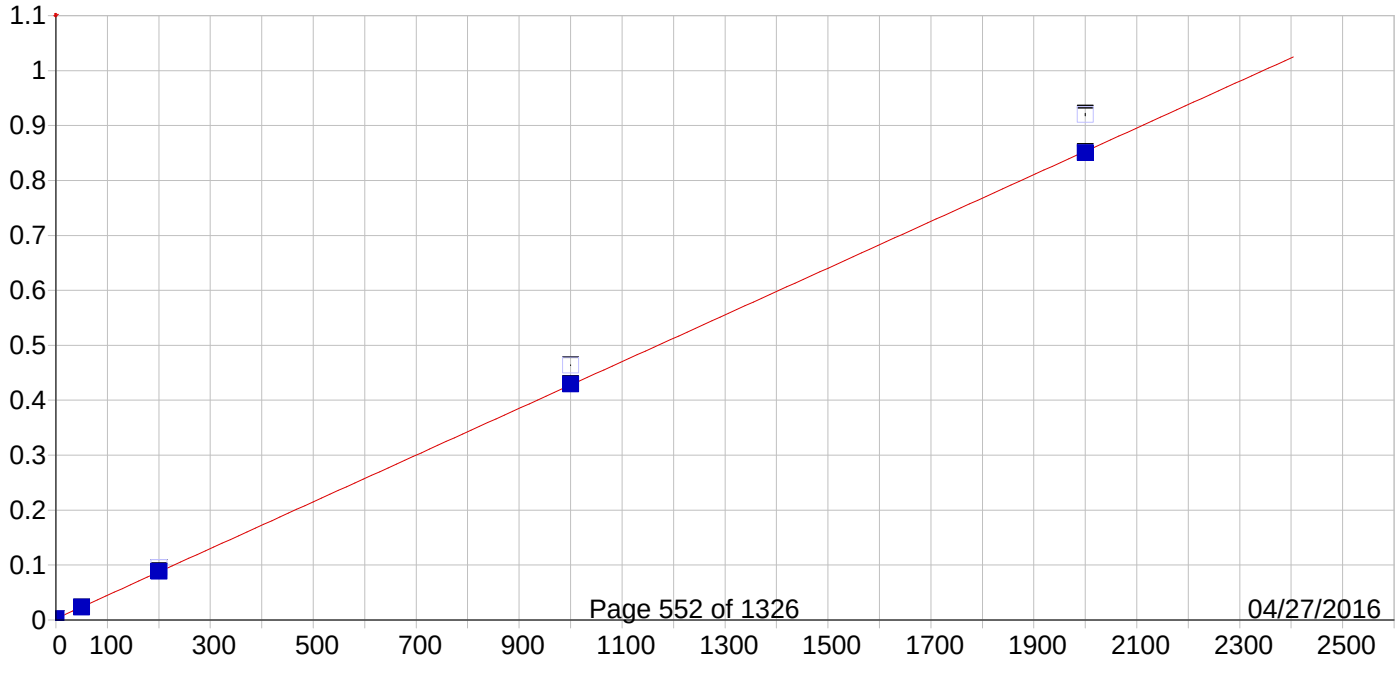

Predicted MDL:	0.572683
Predicted MQL:	1.908943

Std. Name	Stated Conc.	Found Conc.	Difference	% Diff.	(S)IR	Std Dev	Emphasis
ICIS Cal Blk	.00000	-.00038	-.000	.000	.00243	.000	1
CAL2	50.000	49.592	-.408	-.816	.02380	.000	1
CAL3	200.00	203.09	3.09	1.54	.09575	.000	1
CAL4	1000.0	1003.4	3.38	.338	.46388	.001	1
CAL5	2000.0	1993.9	-6.08	-.304	.91987	.002	1

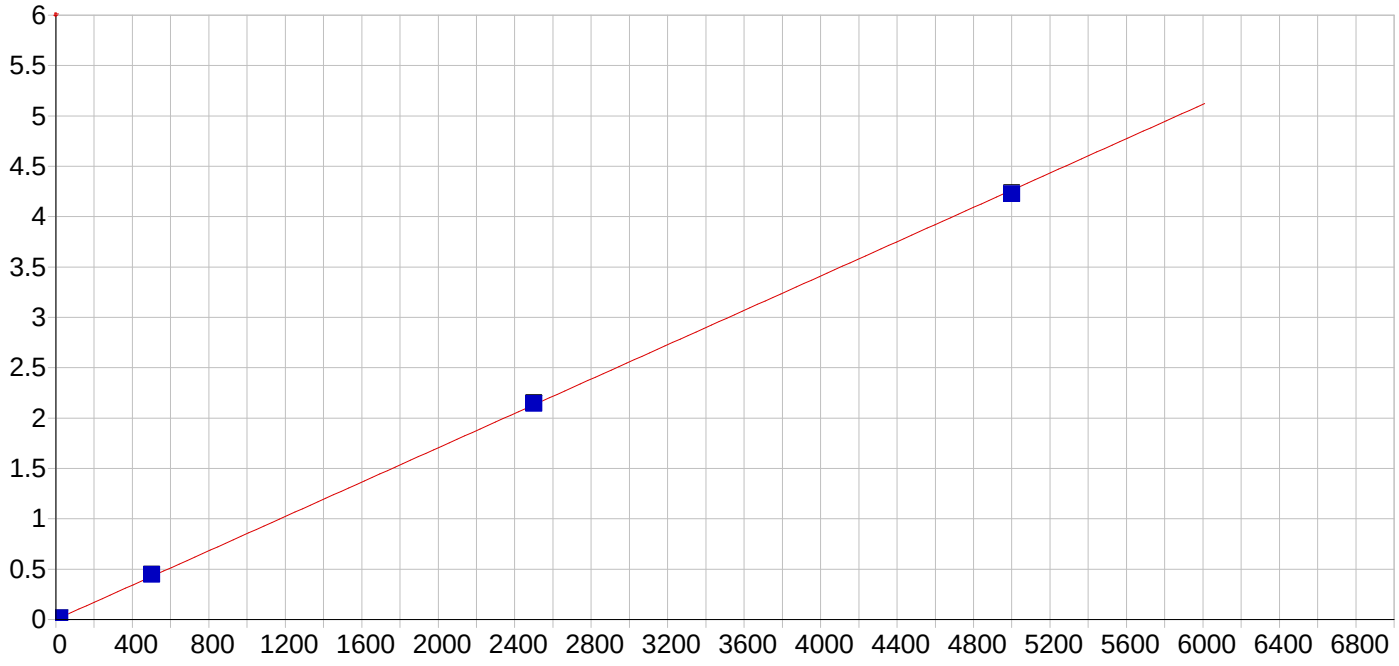

Mo 202.030 {467}

Date of Fit:	4/14/2016 23:00:08	Type of Fit:	Linear	Weighting:	1/Conc

A0 (Offset):	0.000511	Re-Slope:	1.000000
A1 (Gain):	0.000852	Y-int:	0.000000
A2 (Curvature):	0.000000		
n (Exponent):	1.000000		
Correlation:	0.999901	Status:	OK.
Std Error of Est:	0.000196		
Predicted MDL:	0.251120		
Predicted MQL:	0.837068		

Std. Name	Stated Conc.	Found Conc.	Difference	% Diff.	(S)IR	Std Dev	Emphasis
ICIS Cal Blk	.00000	-.00066	-.001	.000	.00051	.000	1
CAL2	20.000	19.741	-.259	-1.30	.01734	.000	1
CAL3	500.00	523.57	23.6	4.71	.44666	.000	1
CAL4	2500.0	2517.8	17.8	.713	2.1460	.003	1
CAL5	5000.0	4958.9	-41.1	-.823	4.2260	.006	1

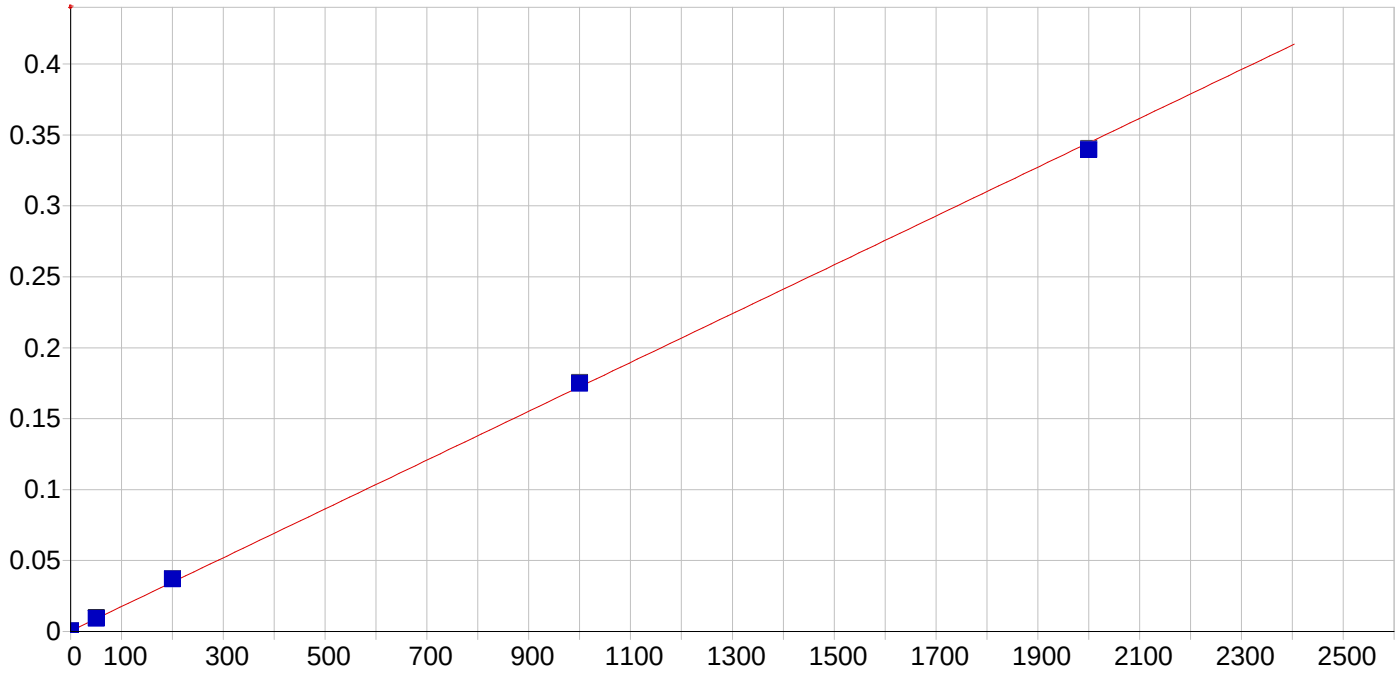

Sn 189.989 {477}

Date of Fit:	4/14/2016 23:00:08	Type of Fit:	Linear	Weighting:	1/Conc

A0 (Offset):	0.000386	Re-Slope:	1.000000
A1 (Gain):	0.000172	Y-int:	0.000000
A2 (Curvature):	0.000000		
n (Exponent):	1.000000		
Correlation:	0.999780	Status:	OK.
Std Error of Est:	0.000059		
Predicted MDL:	0.905464		
Predicted MQL:	3.018214		

Std. Name	Stated Conc.	Found Conc.	Difference	% Diff.	(S)IR	Std Dev	Emphasis
ICIS Cal Blk	.00000	-.00454	-.005	.000	.00039	.000	1
CAL2	50.000	51.395	1.39	2.79	.00923	.000	1
CAL3	200.00	212.55	12.6	6.28	.03700	.000	1
CAL4	1000.0	1014.4	14.4	1.44	.17516	.000	1
CAL5	2000.0	1971.6	-28.4	-1.42	.34009	.000	1

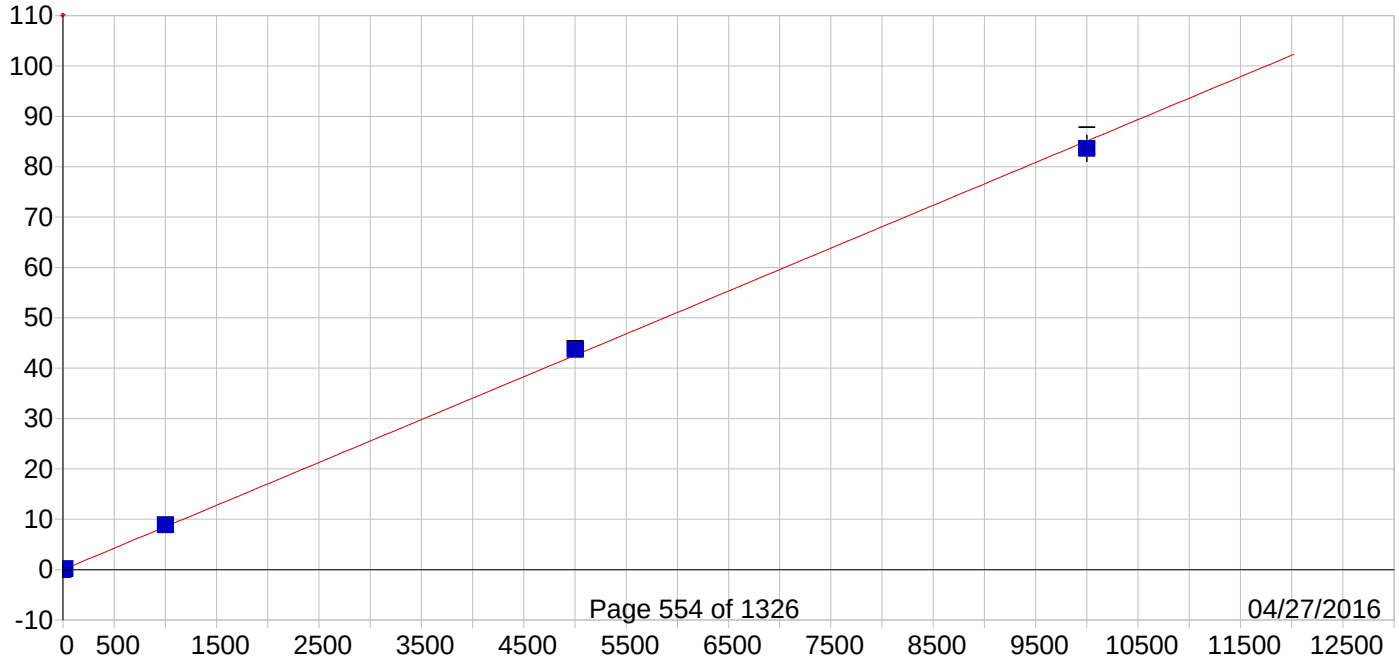

Predicted MDL:	0.104918
Predicted MQL:	0.349727

Std. Name	Stated Conc.	Found Conc.	Difference	% Diff.	(S)IR	Std Dev	Emphasis
ICIS Cal Blk	.00000	-.00197	-.002	.000	-.00296	.000	1
CAL2	20.000	20.958	.958	4.79	.17568	.001	1
CAL3	1000.0	1041.7	41.7	4.17	8.8674	.022	1
CAL4	5000.0	5133.3	133.	2.67	43.710	.190	1
CAL5	10000.	9824.0	-176.	-1.76	83.655	2.62	1

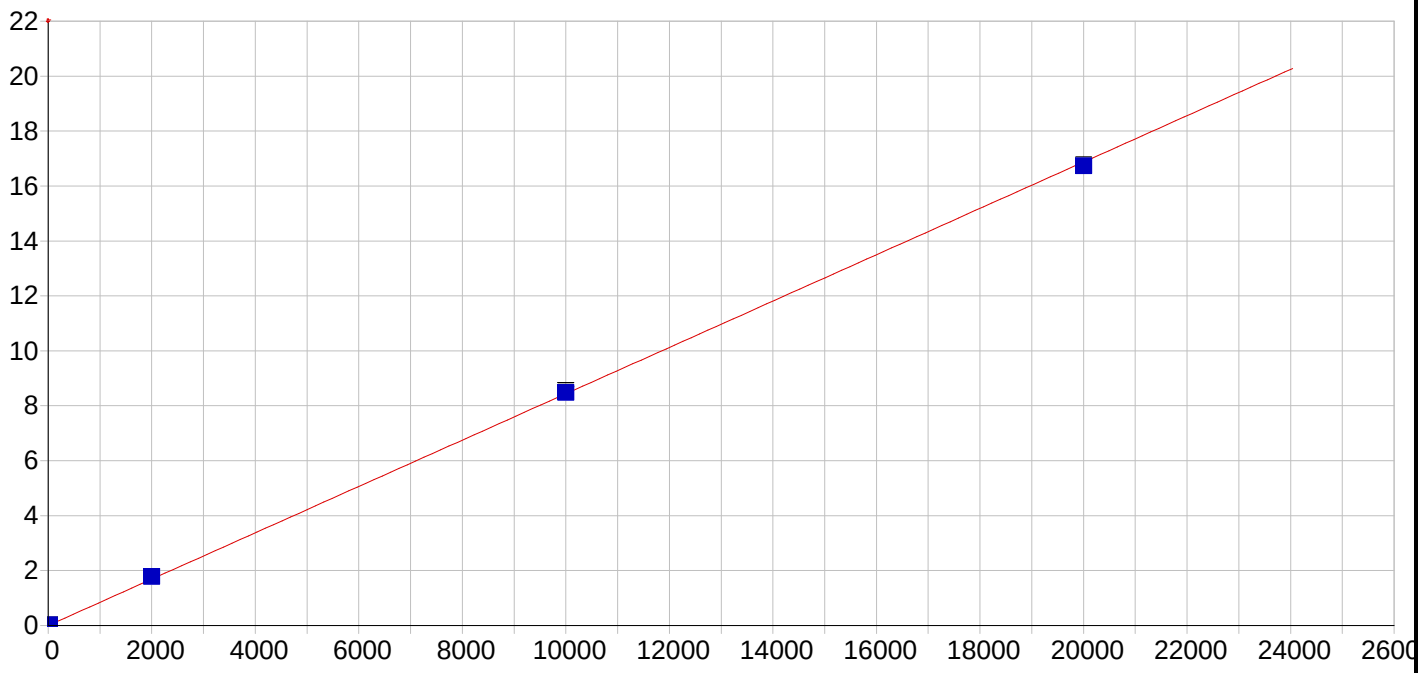

Ti 334.941 {101}

Date of Fit:	4/14/2016 23:00:08	Type of Fit:	Linear	Weighting:	1/Conc

A0 (Offset):	0.000894	Re-Slope:	1.000000
A1 (Gain):	0.000844	Y-int:	0.000000
A2 (Curvature):	0.000000		
n (Exponent):	1.000000		
Correlation:	0.999879	Status:	OK.
Std Error of Est:	0.000429		
Predicted MDL:	0.173287		
Predicted MQL:	0.577623		

Std. Name	Stated Conc.	Found Conc.	Difference	% Diff.	(S)IR	Std Dev	Emphasis
ICIS Cal Blk	.00000	-.00160	-.002	.000	.00089	.000	1
CAL2	20.000	20.548	.548	2.74	.01823	.000	1
CAL3	2000.0	2110.6	111.	5.53	1.7815	.005	1
CAL4	10000.	10054.	53.7	.537	8.4827	.073	1
CAL5	20000.	19835.	-165.	-.824	16.735	.017	1

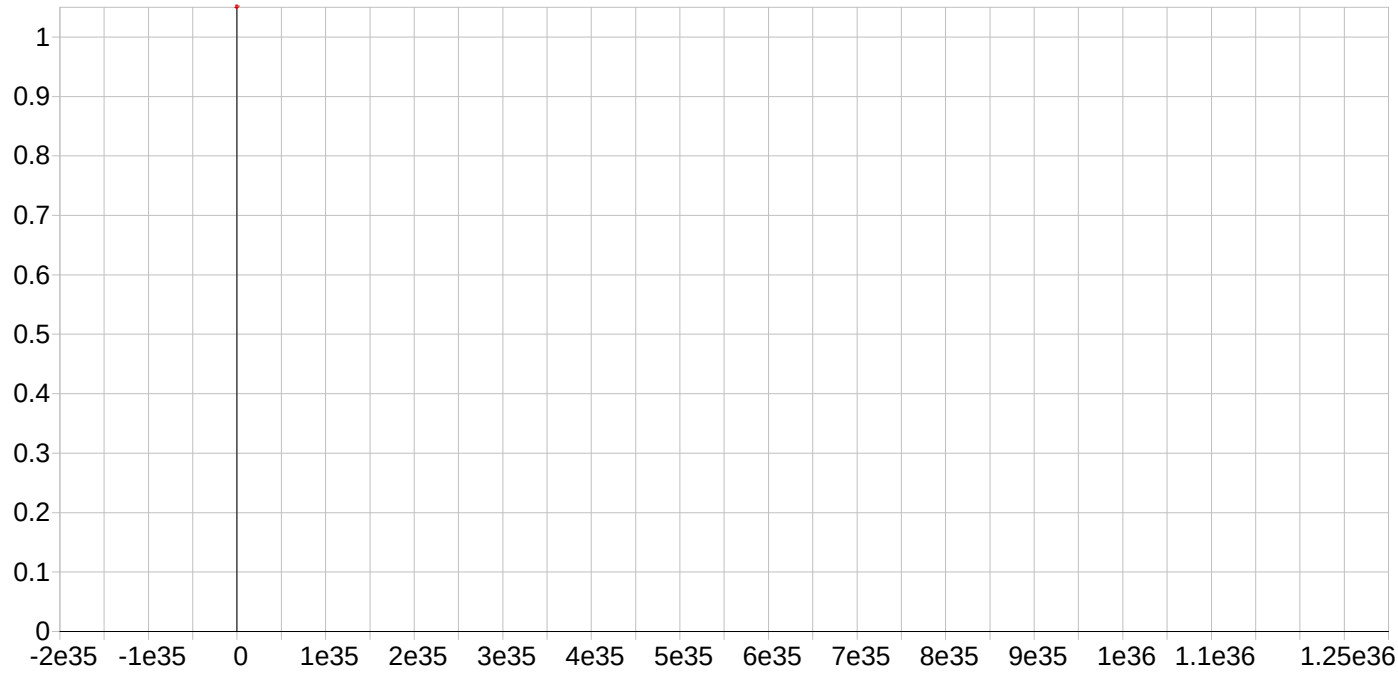

Y 224.306 {450}*

Date of Fit:	4/14/2016 23:00:08	Type of Fit:	Linear	Weighting:	1/Conc
A0 (Offset):	0.000000	Re-Slope:	1.000000		
A1 (Gain):	0.000000	Y-int:	0.000000		
A2 (Curvature):	0.000000				
n (Exponent):	1.000000				
Correlation:	0.000000	Status:	Warning	Zero Gain	
Std Error of Est:	183.492520				
Predicted MDL:	n/a				
Predicted MQL:	n/a				

Std. Name	Stated Conc.	Found Conc.	Difference	% Diff.	(S)IR	Std Dev	Emphasis

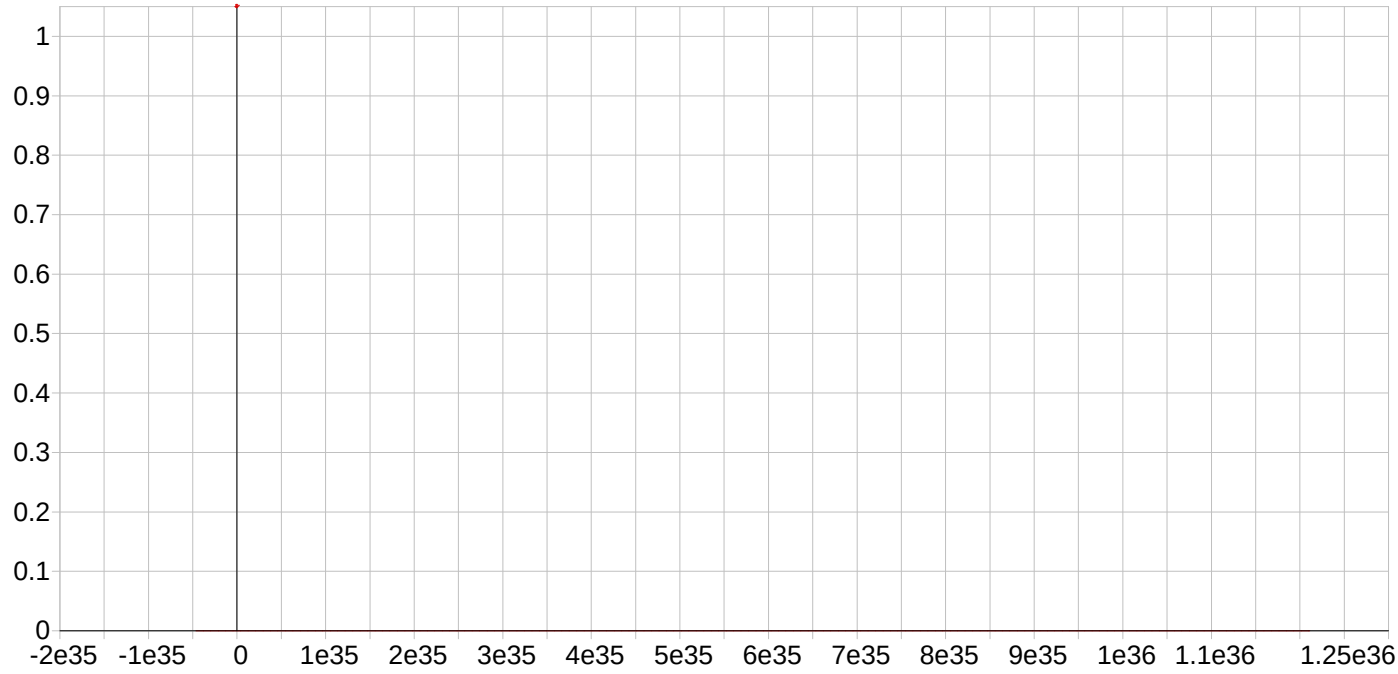

Y 360.073 { 94}*

Date of Fit:	4/14/2016 23:00:08	Type of Fit:	Linear	Weighting:	1/Conc

A0 (Offset):	0.000000	Re-Slope:	1.000000
A1 (Gain):	0.000000	Y-int:	0.000000

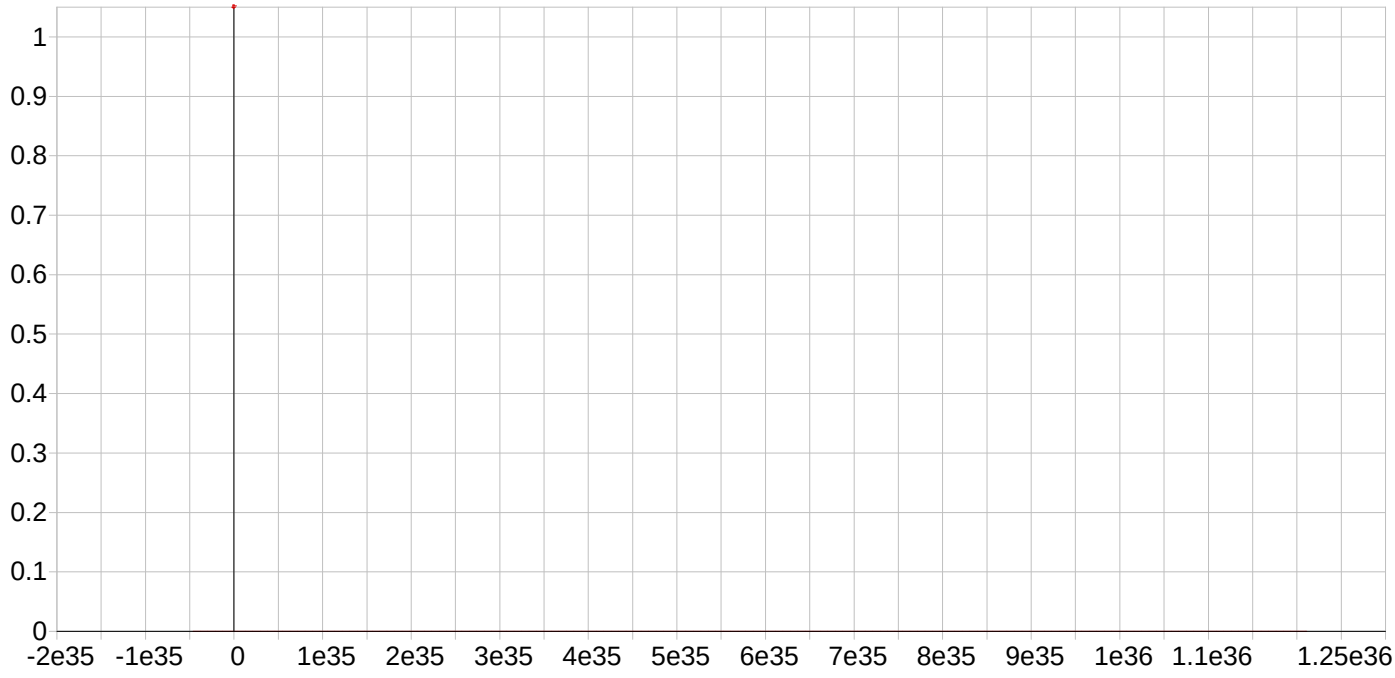

Y 371.030 { 91}*

Date of Fit:	4/14/2016 23:00:08	Type of Fit:	Linear	Weighting:	1/Conc
A0 (Offset):	0.000000		Re-Slope:	1.000000	
A1 (Gain):	0.000000		Y-int:	0.000000	
A2 (Curvature):	0.000000				
n (Exponent):	1.000000				
Correlation:	0.000000		Status:	Warning	Zero Gain
Std Error of Est:	192.759705				
Predicted MDL:	n/a				
Predicted MQL:	n/a				

Std. Name	Stated Conc.	Found Conc.	Difference	% Diff.	(S)IR	Std Dev	Emphasis

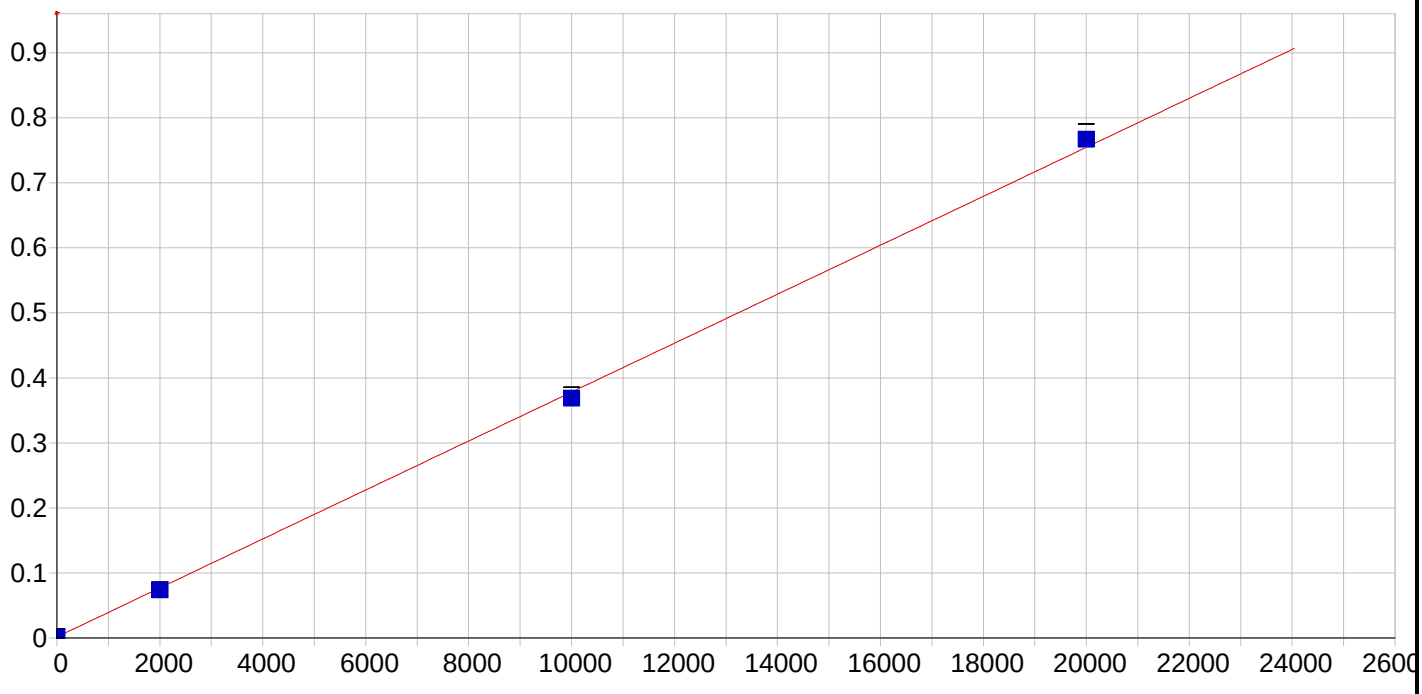

Si 288.158 {117}

Date of Fit:	4/14/2016 23:00:08	Type of Fit:	Linear	Weighting:	1/Conc
A0 (Offset):	0.001698		Re-Slope:	1.000000	

Std. Name	Stated Conc.	Found Conc.	Difference	% Diff.	(S)IR	Std Dev	Emphasis
ICIS Cal Blk	.00000	.10466	.105	.000	.00170	.000	1
CAL5	20000.	20336.	336.	1.68	.76607	.012	1
CAL3	2000.0	1911.1	-88.9	-4.44	.07353	.000	1
CAL4	10000.	9753.4	-247.	-2.47	.36828	.005	1

Sample Name: ICIS Cal Blk Acquired: 4/14/2016 11:32:40 Type: Cal
Method: sw04052016(v9) Mode: IR Corr. Factor: 1.000000
User: admin Custom ID1: Custom ID2: Custom ID3:
Comment:

Elem	Al3961	As1890	Ag3280	Ba2335	Be3130	Ca3181
Line	396.152 { 85}	189.042 {478}	328.068 {103}	233.527 {445}	313.042 {108}	318.128 {106}
IS Ref	(Y_3710)	(Y_2243)	(Y_3600)	(Y_2243)	(Y_3710)	(Y_3600)
Units	Cts/S	Cts/S	Cts/S	Cts/S	Cts/S	Cts/S
Avg	**-.0000**	**-.0002**	**-.0003**	**.0001**	**.0002**	**.0005**
Stddev	.0004	.0001	.0001	.0001	.0002	.0001
%RSD	1647.	38.94	29.97	116.8	84.63	24.75
#1	.0003	-.0001	-.0004	.0003	.0000	.0005
#2	-.0005	-.0003	-.0003	.0000	.0002	.0006
#3	.0001	-.0003	-.0002	.0000	.0004	.0003

Elem	Cd2265	Co2286	Cr2677	Cu3247	Fe2714	K_7664
Line	226.502 {449}	228.616 {447}	267.716 {126}	324.754 {104}	271.441 {124}	766.490 { 44}
IS Ref	(Y_2243)	(Y_2243)	(Y_3600)	(Y_3600)	(Y_3600)	(Y_3710)
Units	Cts/S	Cts/S	Cts/S	Cts/S	Cts/S	Cts/S
Avg	**-.0003**	**-.0006**	**.0000**	**.0031**	**.0001**	**.0011**
Stddev	.0002	.0002	.0001	.0001	.0000	.0018
%RSD	58.36	24.43	305.7	2.821	11.85	156.8
#1	-.0005	-.0008	.0001	.0030	.0001	.0031
#2	-.0003	-.0005	.0000	.0031	.0002	.0002
#3	-.0001	-.0006	-.0000	.0031	.0001	.0000

Elem	Mg2790	Mn2576	Na5895	Ni2316	Pb2203	Sb2068
Line	279.079 {121}	257.610 {131}	589.592 { 57}	231.604 {446}	220.353 {453}	206.833 {463}
IS Ref	(Y_3600)	(Y_3600)	(Y_3710)	(Y_2243)	(Y_2243)	(Y_2243)
Units	Cts/S	Cts/S	Cts/S	Cts/S	Cts/S	Cts/S
Avg	**.0000**	**.0002**	**-.0036**	**.0004**	**.0016**	**.0003**
Stddev	.0000	.0000	.0017	.0002	.0004	.0003
%RSD	106.9	21.03	47.94	49.29	22.41	120.4
#1	.0001	.0002	-.0042	.0002	.0017	.0000
#2	.0000	.0003	-.0050	.0005	.0012	.0002
#3	.0000	.0002	-.0017	.0004	.0019	.0007

Elem	Se196	Tl1908	V_2924	Zn2062	B_2089	Mo2020
Line	196.090 {472}	190.856 {477}	292.402 {115}	206.200 {463}	208.959 {461}	202.030 {467}
IS Ref	(Y_2243)	(Y_2243)	(Y_3600)	(Y_2243)	(Y_2243)	(Y_2243)
Units	Cts/S	Cts/S	Cts/S	Cts/S	Cts/S	Cts/S
Avg	**.0005**	**-.0011**	**-.0000**	**-.0001**	**.0024**	**.0005**
Stddev	.0001	.0001	.0001	.0001	.0001	.0004
%RSD	18.61	5.536	719.7	56.27	5.695	74.16
#1	.0005	-.0011	-.0000	-.0002	.0025	.0008
#2	.0004	-.0011	-.0001	-.0001	.0025	.0006
#3	.0005	-.0010	.0001	-.0002	.0023	.0001

Sample Name: ICIS Cal Blk Acquired: 4/14/2016 11:32:40 Type: Cal
Method: sw04052016(v9) Mode: IR Corr. Factor: 1.000000
User: admin Custom ID1: Custom ID2: Custom ID3:
Comment:

Elem	Sn1899	Sr4077	Ti3349	Si2881
Line	189.989 {477}	407.771 { 83}	334.941 {101}	288.158 {117}
IS Ref	(Y_2243)	(Y_3710)	(Y_3600)	(Y_2243)
Units	Cts/S	Cts/S	Cts/S	Cts/S
Avg	**.0004**	**-.0030**	**.0009**	**.0017**
Stddev	.0000	.0003	.0001	.0004
%RSD	11.73	8.774	8.036	21.52
#1	.0004	-.0028	.0010	.0013
#2	.0003	-.0029	.0008	.0018
#3	.0004	-.0032	.0009	.0020

Int. Std.	Y_2243	Y_3600	Y_3710
Line	224.306 {450}	360.073 { 94}	371.030 { 91}
Units	Cts/S	Cts/S	Cts/S
Avg	**3062.0**	**40912.**	**5364.6**
Stddev	15.4	428.	92.8
%RSD	.50158	1.0473	1.7305
#1	3077.2	41404.	5471.2
#2	3062.4	40711.	5321.0
#3	3046.5	40621.	5301.5

Sample Name: CAL1 Acquired: 4/14/2016 11:36:42 Type: Cal
Method: sw04052016(v9) Mode: IR Corr. Factor: 1.000000
User: admin Custom ID1: Custom ID2: Custom ID3:
Comment:

Elem	As1890	Pb2203	Sb2068	Se196	Tl1908
Line	189.042 {478}	220.353 {453}	206.833 {463}	196.090 {472}	190.856 {477}
IS Ref	(Y_2243)	(Y_2243)	(Y_2243)	(Y_2243)	(Y_2243)
Units	Cts/S	Cts/S	Cts/S	Cts/S	Cts/S
Avg	**.0001**	**.0026**	**.0018**	**.0009**	**.0002**
Stddev	.0002	.0001	.0002	.0001	.0001
%RSD	128.5	3.054	12.11	8.363	60.74
#1	-.0000	.0025	.0020	.0008	.0001
#2	.0001	.0027	.0016	.0009	.0003
#3	.0003	.0026	.0018	.0009	.0002

Int. Std.	Y_2243
Line	224.306 {450}
Units	Cts/S
Avg	**3040.4**
Stddev	16.2
%RSD	.53136
#1	3055.4
#2	3042.7
#3	3023.3

Sample Name: CAL2 Acquired: 4/14/2016 11:40:45 Type: Cal
Method: sw04052016(v9) Mode: IR Corr. Factor: 1.000000
User: admin Custom ID1: Custom ID2: Custom ID3:
Comment:

Elem	Al3961	As1890	Ag3280	Ba2335	Be3130	Ca3181
Line	396.152 { 85}	189.042 {478}	328.068 {103}	233.527 {445}	313.042 {108}	318.128 {106}
IS Ref	(Y_3710)	(Y_2243)	(Y_3600)	(Y_2243)	(Y_3710)	(Y_3600)
Units	Cts/S	Cts/S	Cts/S	Cts/S	Cts/S	Cts/S
Avg	**.0078**	**.0008**	**.0019**	**.4368**	**.0088**	**.0986**
Stddev	.0003	.0002	.0000	.0014	.0001	.0006
%RSD	4.405	19.47	1.513	.3122	.7859	.5841
#1	.0075	.0008	.0019	.4378	.0088	.0983
#2	.0076	.0010	.0019	.4374	.0089	.0982
#3	.0082	.0007	.0018	.4353	.0087	.0992

Elem	Cd2265	Co2286	Cr2677	Cu3247	Fe2714	K_7664
Line	226.502 {449}	228.616 {447}	267.716 {126}	324.754 {104}	271.441 {124}	766.490 { 44}
IS Ref	(Y_2243)	(Y_2243)	(Y_3600)	(Y_3600)	(Y_3600)	(Y_3710)
Units	Cts/S	Cts/S	Cts/S	Cts/S	Cts/S	Cts/S
Avg	**.0121**	**.0592**	**.0015**	**.0122**	**.0013**	**.3418**
Stddev	.0002	.0002	.0000	.0002	.0001	.0022
%RSD	1.616	.4064	2.051	1.250	5.314	.6422
#1	.0123	.0592	.0015	.0124	.0013	.3396
#2	.0121	.0593	.0015	.0121	.0013	.3440
#3	.0119	.0589	.0015	.0123	.0012	.3416

Elem	Mg2790	Mn2576	Na5895	Ni2316	Pb2203	Sb2068
Line	279.079 {121}	257.610 {131}	589.592 { 57}	231.604 {446}	220.353 {453}	206.833 {463}
IS Ref	(Y_3600)	(Y_3600)	(Y_3710)	(Y_2243)	(Y_2243)	(Y_2243)
Units	Cts/S	Cts/S	Cts/S	Cts/S	Cts/S	Cts/S
Avg	**.0722**	**.0152**	**.9563**	**.0310**	**.0037**	**.0032**
Stddev	.0002	.0001	.0002	.0002	.0003	.0004
%RSD	.2551	.5002	.0235	.6739	6.734	11.09
#1	.0721	.0153	.9563	.0312	.0036	.0028
#2	.0724	.0152	.9561	.0308	.0035	.0032
#3	.0722	.0153	.9566	.0308	.0040	.0035

Elem	Se196	Tl1908	V_2924	Zn2062	B_2089	Mo2020
Line	196.090 {472}	190.856 {477}	292.402 {115}	206.200 {463}	208.959 {461}	202.030 {467}
IS Ref	(Y_2243)	(Y_2243)	(Y_3600)	(Y_2243)	(Y_2243)	(Y_2243)
Units	Cts/S	Cts/S	Cts/S	Cts/S	Cts/S	Cts/S
Avg	**.0017**	**.0017**	**.0109**	**.0277**	**.0238**	**.0173**
Stddev	.0001	.0000	.0000	.0001	.0004	.0001
%RSD	8.854	2.696	.2253	.2220	1.551	.6539
#1	.0018	.0017	.0109	.0277	.0239	.0173
#2	.0017	.0016	.0109	.0277	.0234	.0173
#3	.0015	.0017	.0108	.0278	.0241	.0175

Sample Name: CAL2 Acquired: 4/14/2016 11:40:45 Type: Cal
Method: sw04052016(v9) Mode: IR Corr. Factor: 1.000000
User: admin Custom ID1: Custom ID2: Custom ID3:
Comment:

Elem	Sn1899	Sr4077	Ti3349
Line	189.989 {477}	407.771 { 83}	334.941 {101}
IS Ref	(Y_2243)	(Y_3710)	(Y_3600)
Units	Cts/S	Cts/S	Cts/S
Avg	**.0092**	**.1757**	**.0182**
Stddev	.0001	.0007	.0000
%RSD	1.611	.3851	.1441
#1	.0091	.1765	.0182
#2	.0094	.1753	.0183
#3	.0092	.1753	.0182

Int. Std.	Y_2243	Y_3600	Y_3710
Line	224.306 {450}	360.073 { 94}	371.030 { 91}
Units	Cts/S	Cts/S	Cts/S
Avg	**3058.3**	**40689.**	**5355.6**
Stddev	3.6	76.	18.9
%RSD	.11628	.18788	.35243
#1	3062.2	40759.	5356.7
#2	3057.4	40607.	5374.0
#3	3055.3	40700.	5336.3

Sample Name: CAL3 Acquired: 4/14/2016 11:44:45 Type: Cal
Method: sw04052016(v9) Mode: IR Corr. Factor: 1.000000
User: admin Custom ID1: Custom ID2: Custom ID3:
Comment:

Elem	Al3961	As1890	Ag3280	Ba2335	Be3130	Ca3181
Line	396.152 { 85}	189.042 {478}	328.068 {103}	233.527 {445}	313.042 {108}	318.128 {106}
IS Ref	(Y_3710)	(Y_2243)	(Y_3600)	(Y_2243)	(Y_3710)	(Y_3600)
Units	Cts/S	Cts/S	Cts/S	Cts/S	Cts/S	Cts/S
Avg	**.9868**	**.0353**	**.0540**	**4.374**	**.8926**	**.4935**
Stddev	.0074	.0001	.0001	.008	.0054	.0015
%RSD	.7471	.1697	.2716	.1732	.6102	.3097
#1	.9803	.0353	.0538	4.378	.8870	.4918
#2	.9853	.0354	.0541	4.365	.8929	.4946
#3	.9948	.0354	.0541	4.378	.8979	.4941

Elem	Cd2265	Co2286	Cr2677	Cu3247	Fe2714	K_7664
Line	226.502 {449}	228.616 {447}	267.716 {126}	324.754 {104}	271.441 {124}	766.490 { 44}
IS Ref	(Y_2243)	(Y_2243)	(Y_3600)	(Y_3600)	(Y_3600)	(Y_3710)
Units	Cts/S	Cts/S	Cts/S	Cts/S	Cts/S	Cts/S
Avg	**.7838**	**.6028**	**.1425**	**.9367**	**.1447**	**.6992**
Stddev	.0022	.0005	.0004	.0010	.0006	.0027
%RSD	.2860	.0791	.2578	.1096	.4183	.3825
#1	.7815	.6025	.1421	.9365	.1443	.6967
#2	.7842	.6034	.1429	.9378	.1444	.6988
#3	.7859	.6026	.1425	.9358	.1454	.7020

Elem	Mg2790	Mn2576	Na5895	Ni2316	Pb2203	Sb2068
Line	279.079 {121}	257.610 {131}	589.592 { 57}	231.604 {446}	220.353 {453}	206.833 {463}
IS Ref	(Y_3600)	(Y_3600)	(Y_3710)	(Y_2243)	(Y_2243)	(Y_2243)
Units	Cts/S	Cts/S	Cts/S	Cts/S	Cts/S	Cts/S
Avg	**.3707**	**.9984**	**4.925**	**.3841**	**.3315**	**.0330**
Stddev	.0022	.0023	.029	.0005	.0006	.0002
%RSD	.6024	.2285	.5815	.1293	.1862	.4730
#1	.3682	.9958	4.903	.3838	.3310	.0328
#2	.3721	.9996	4.915	.3837	.3312	.0330
#3	.3720	.9998	4.958	.3846	.3322	.0331

Elem	Se196	Tl1908	V_2924	Zn2062	B_2089	Mo2020
Line	196.090 {472}	190.856 {477}	292.402 {115}	206.200 {463}	208.959 {461}	202.030 {467}
IS Ref	(Y_2243)	(Y_2243)	(Y_3600)	(Y_2243)	(Y_2243)	(Y_2243)
Units	Cts/S	Cts/S	Cts/S	Cts/S	Cts/S	Cts/S
Avg	**.0318**	**.0662**	**.1090**	**.4692**	**.0957**	**.4467**
Stddev	.0003	.0004	.0001	.0026	.0001	.0003
%RSD	1.003	.5610	.0785	.5482	.0861	.0725
#1	.0322	.0663	.1089	.4663	.0958	.4466
#2	.0317	.0664	.1090	.4705	.0957	.4464
#3	.0316	.0657	.1091	.4710	.0957	.4470

Sample Name: CAL3 Acquired: 4/14/2016 11:44:45 Type: Cal
Method: sw04052016(v9) Mode: IR Corr. Factor: 1.000000
User: admin Custom ID1: Custom ID2: Custom ID3:
Comment:

Elem	Sn1899	Sr4077	Ti3349	Si2881
Line	189.989 {477}	407.771 { 83}	334.941 {101}	288.158 {117}
IS Ref	(Y_2243)	(Y_3710)	(Y_3600)	(Y_2243)
Units	Cts/S	Cts/S	Cts/S	Cts/S
Avg	**.0370**	**8.867**	**1.781**	**.0735**
Stddev	.0003	.022	.005	.0005
%RSD	.7493	.2509	.2969	.6666
#1	.0370	8.842	1.776	.0737
#2	.0373	8.878	1.781	.0739
#3	.0367	8.882	1.787	.0730

Int. Std.	Y_2243	Y_3600	Y_3710
Line	224.306 {450}	360.073 { 94}	371.030 { 91}
Units	Cts/S	Cts/S	Cts/S
Avg	**3032.4**	**40280.**	**5361.6**
Stddev	4.1	113.	61.9
%RSD	.13616	.27961	1.1547
#1	3036.9	40389.	5394.1
#2	3031.7	40287.	5400.5
#3	3028.8	40164.	5290.3

Sample Name: CAL5 Acquired: 4/14/2016 11:52:16 Type: Cal
Method: sw04052016(v9) Mode: IR Corr. Factor: 1.000000
User: admin Custom ID1: Custom ID2: Custom ID3:
Comment:

Elem	Al3961	As1890	Ag3280	Ba2335	Be3130	Ca3181
Line	396.152 { 85}	189.042 {478}	328.068 {103}	233.527 {445}	313.042 {108}	318.128 {106}
IS Ref	(Y_3710)	(Y_2243)	(Y_3600)	(Y_2243)	(Y_3710)	(Y_3600)
Units	Cts/S	Cts/S	Cts/S	Cts/S	Cts/S	Cts/S
Avg	**9.682**	**.3551**	**.5458**	**40.44**	**8.363**	**4.735**
Stddev	.035	.0014	.0017	.05	.016	.022
%RSD	.3661	.3931	.3138	.1150	.1850	.4610
#1	9.650	.3565	.5441	40.46	8.360	4.710
#2	9.720	.3537	.5459	40.39	8.379	4.749
#3	9.676	.3551	.5475	40.47	8.349	4.747

Elem	Cd2265	Co2286	Cr2677	Cu3247	Fe2714	K_7664
Line	226.502 {449}	228.616 {447}	267.716 {126}	324.754 {104}	271.441 {124}	766.490 { 44}
IS Ref	(Y_2243)	(Y_2243)	(Y_3600)	(Y_3600)	(Y_3600)	(Y_3710)
Units	Cts/S	Cts/S	Cts/S	Cts/S	Cts/S	Cts/S
Avg	**7.169**	**5.520**	**1.318**	**9.334**	**1.323**	**7.057**
Stddev	.012	.008	.003	.007	.001	.011
%RSD	.1651	.1472	.2323	.0760	.0817	.1517
#1	7.178	5.526	1.316	9.331	1.322	7.044
#2	7.155	5.511	1.322	9.343	1.324	7.063
#3	7.173	5.523	1.317	9.330	1.322	7.062

Elem	Mg2790	Mn2576	Na5895	Ni2316	Pb2203	Sb2068
Line	279.079 {121}	257.610 {131}	589.592 { 57}	231.604 {446}	220.353 {453}	206.833 {463}
IS Ref	(Y_3600)	(Y_3600)	(Y_3710)	(Y_2243)	(Y_2243)	(Y_2243)
Units	Cts/S	Cts/S	Cts/S	Cts/S	Cts/S	Cts/S
Avg	**3.635**	**9.100**	**48.64**	**3.465**	**2.993**	**.3262**
Stddev	.017	.074	1.14	.005	.004	.0008
%RSD	.4568	.8173	2.343	.1394	.1370	.2351
#1	3.617	9.019	47.62	3.469	2.993	.3269
#2	3.641	9.164	48.43	3.460	2.989	.3254
#3	3.649	9.118	49.87	3.465	2.997	.3263

Elem	Se196	Tl1908	V_2924	Zn2062	B_2089	Mo2020
Line	196.090 {472}	190.856 {477}	292.402 {115}	206.200 {463}	208.959 {461}	202.030 {467}
IS Ref	(Y_2243)	(Y_2243)	(Y_3600)	(Y_2243)	(Y_2243)	(Y_2243)
Units	Cts/S	Cts/S	Cts/S	Cts/S	Cts/S	Cts/S
Avg	**.3125**	**.5849**	**1.033**	**4.240**	**.9199**	**4.226**
Stddev	.0013	.0007	.002	.009	.0021	.006
%RSD	.4060	.1181	.1450	.2111	.2330	.1453
#1	.3139	.5857	1.032	4.240	.9217	4.231
#2	.3121	.5843	1.033	4.231	.9175	4.219
#3	.3115	.5849	1.035	4.249	.9204	4.228

Sample Name: CAL5 Acquired: 4/14/2016 11:52:16 Type: Cal
Method: sw04052016(v9) Mode: IR Corr. Factor: 1.000000
User: admin Custom ID1: Custom ID2: Custom ID3:
Comment:

Elem	Sn1899	Sr4077	Ti3349	Si2881
Line	189.989 {477}	407.771 { 83}	334.941 {101}	288.158 {117}
IS Ref	(Y_2243)	(Y_3710)	(Y_3600)	(Y_2243)
Units	Cts/S	Cts/S	Cts/S	Cts/S
Avg	**.3401**	**83.66**	**16.73**	**.7661**
Stddev	.0005	2.62	.02	.0116
%RSD	.1329	3.130	.1038	1.516
#1	.3406	80.63	16.72	.7794
#2	.3397	85.20	16.75	.7609
#3	.3400	85.14	16.74	.7579

Int. Std.	Y_2243	Y_3600	Y_3710
Line	224.306 {450}	360.073 { 94}	371.030 { 91}
Units	Cts/S	Cts/S	Cts/S
Avg	**2765.6**	**37323.**	**5299.9**
Stddev	9.2	277.	115.4
%RSD	.33170	.74098	2.1768
#1	2774.0	37625.	5432.7
#2	2767.1	37264.	5242.3
#3	2755.8	37081.	5224.6

Sample Name: icb Acquired: 4/14/2016 12:00:19 Type: QC
Method: sw04052016(v9) Mode: CONC Corr. Factor: 1.000000
User: admin Custom ID1: Custom ID2: Custom ID3:
Comment:

Elem	Al3961	As1890	Ag3280	Ba2335	Be3130	Ca3181
Line	396.152 { 85}	189.042 {478}	328.068 {103}	233.527 {445}	313.042 {108}	318.128 {106}
IS Ref	(Y_3710)	(Y_2243)	(Y_3600)	(Y_2243)	(Y_3710)	(Y_3600)
Units	ppb	ppb	ppb	ppb	ppb	ppb
Avg	**7.087**	**-2.663**	**-.2569**	**.2289**	**.0419**	**.7913**
Stddev	12.39	1.500	.4125	.0554	.0588	2.076
%RSD	174.8	56.33	160.6	24.23	140.4	262.3
#1	4.532	-2.726	.1943	.2540	.0622	.3652
#2	20.56	-1.132	-.6145	.1653	.0879	3.047
#3	-3.827	-4.130	-.3505	.2673	-.0244	-1.038
Check ?	Chk Pass	Chk Pass	Chk Pass	Chk Pass	Chk Pass	Chk Pass
High Limit						
Low Limit						

Elem	Cd2265	Co2286	Cr2677	Cu3247	Fe2714	K_7664
Line	226.502 {449}	228.616 {447}	267.716 {126}	324.754 {104}	271.441 {124}	766.490 { 44}
IS Ref	(Y_2243)	(Y_2243)	(Y_3600)	(Y_3600)	(Y_3600)	(Y_3710)
Units	ppb	ppb	ppb	ppb	ppb	ppb
Avg	**.1090**	**-.1770**	**.3381**	**.2626**	**.8445**	**26.86**
Stddev	.0530	.2054	.1700	.4313	7.914	36.44
%RSD	48.67	116.0	50.28	164.2	937.2	135.7
#1	.0833	-.3587	.2006	.6618	5.821	17.25
#2	.1700	-.2181	.2855	.3210	4.994	67.15
#3	.0737	.0458	.5282	-.1949	-8.282	-3.815
Check ?	Chk Pass	Chk Pass	Chk Pass	Chk Pass	Chk Pass	Chk Pass
High Limit						
Low Limit						

Elem	Mg2790	Mn2576	Na5895	Ni2316	Pb2203	Sb2068
Line	279.079 {121}	257.610 {131}	589.592 { 57}	231.604 {446}	220.353 {453}	206.833 {463}
IS Ref	(Y_3600)	(Y_3600)	(Y_3710)	(Y_2243)	(Y_2243)	(Y_2243)
Units	ppb	ppb	ppb	ppb	ppb	ppb
Avg	**1.196**	**.2102**	**18.57**	**.2138**	**-.8427**	**.2447**
Stddev	7.249	.2156	7.80	.2665	1.974	.6879
%RSD	605.9	102.5	42.01	124.7	234.3	281.2
#1	9.069	.4525	23.46	.3022	.1571	.3761
#2	-.2779	.1387	22.68	.4248	-3.117	-.4995
#3	-5.202	.0395	9.573	-.0857	.4315	.8573
Check ?	Chk Pass	Chk Pass	Chk Pass	Chk Pass	Chk Pass	Chk Pass
High Limit						
Low Limit						

Sample Name: icb Acquired: 4/14/2016 12:00:19 Type: QC
Method: sw04052016(v9) Mode: CONC Corr. Factor: 1.000000
User: admin Custom ID1: Custom ID2: Custom ID3:
Comment:

Elem	Se196	Tl1908	V_2924	Zn2062	B_2089	Mo2020
Line	196.090 {472}	190.856 {477}	292.402 {115}	206.200 {463}	208.959 {461}	202.030 {467}
IS Ref	(Y_2243)	(Y_2243)	(Y_3600)	(Y_2243)	(Y_2243)	(Y_2243)
Units	ppb	ppb	ppb	ppb	ppb	ppb
Avg	**.7154**	**.8426**	**.2093**	**.0091**	**1.449**	**1.177**
Stddev	1.990	2.909	.1577	.1728	.540	.546
%RSD	278.1	345.3	75.35	1891.	37.24	46.41
#1	-1.483	-2.459	.3913	-.1174	2.024	1.767
#2	2.394	3.028	.1262	.2060	.9535	1.077
#3	1.235	1.959	.1105	-.0612	1.369	.6877
Check ?	Chk Pass	Chk Pass	Chk Pass	Chk Pass	Chk Pass	Chk Pass
High Limit						
Low Limit						

Elem	Sn1899	Sr4077	Ti3349	Si2881
Line	189.989 {477}	407.771 { 83}	334.941 {101}	288.158 {117}
IS Ref	(Y_2243)	(Y_3710)	(Y_3600)	(Y_2243)
Units	ppb	ppb	ppb	ppb
Avg	**-.3238**	**.2038**	**.2387**	**1.832**
Stddev	.5110	.1970	.1271	4.892
%RSD	157.8	96.69	53.25	267.0
#1	.1910	.2049	.3855	-3.131
#2	-.3313	.4003	.1661	1.979
#3	-.8310	.0062	.1646	6.648
Check ?	Chk Pass	Chk Pass	Chk Pass	None
High Limit				
Low Limit				

Int. Std.	Y_2243	Y_3600	Y_3710
Line	224.306 {450}	360.073 { 94}	371.030 { 91}
Units	Cts/S	Cts/S	Cts/S
Avg	**3045.6**	**40612.**	**5300.3**
Stddev	34.6	484.	140.4
%RSD	1.1351	1.1929	2.6487
#1	3005.8	40248.	5181.4
#2	3067.5	40425.	5264.3
#3	3063.6	41162.	5455.1

Sample Name: icvl 4079378 Acquired: 4/14/2016 12:04:22 Type: QC
Method: sw04052016(v9) Mode: CONC Corr. Factor: 1.000000
User: admin Custom ID1: Custom ID2: Custom ID3:
Comment:

Elem	Al3961	As1890	Ag3280	Ba2335	Be3130	Ca3181
Line	396.152 { 85}	189.042 {478}	328.068 {103}	233.527 {445}	313.042 {108}	318.128 {106}
IS Ref	(Y_3710)	(Y_2243)	(Y_3600)	(Y_2243)	(Y_3710)	(Y_3600)
Units	ppb	ppb	ppb	ppb	ppb	ppb
Avg	**206.9**	**13.21**	**9.877**	**211.4**	**2.012**	**5109.**
Stddev	18.1	.66	.482	.4	.022	42.
%RSD	8.747	5.018	4.884	.1723	1.072	.8196
#1	192.7	13.81	10.25	210.9	2.035	5128.
#2	200.7	12.50	9.333	211.5	2.010	5138.
#3	227.2	13.31	10.04	211.6	1.992	5061.
Check ?	Chk Pass	Chk Pass	Chk Pass	Chk Pass	Chk Pass	Chk Pass
Value						
Range						

Elem	Cd2265	Co2286	Cr2677	Cu3247	Fe2714	K_7664
Line	226.502 {449}	228.616 {447}	267.716 {126}	324.754 {104}	271.441 {124}	766.490 { 44}
IS Ref	(Y_2243)	(Y_2243)	(Y_3600)	(Y_3600)	(Y_3600)	(Y_3710)
Units	ppb	ppb	ppb	ppb	ppb	ppb
Avg	**4.089**	**53.46**	**10.52**	**23.97**	**155.4**	**4809.**
Stddev	.036	.09	.63	.09	4.6	56.
%RSD	.8802	.1607	5.955	.3663	2.929	1.160
#1	4.127	53.55	10.54	23.91	151.6	4750.
#2	4.055	53.38	9.886	24.07	154.2	4860.
#3	4.085	53.45	11.14	23.93	160.4	4819.
Check ?	Chk Pass	Chk Pass	Chk Pass	Chk Pass	Chk Pass	Chk Pass
Value						
Range						

Elem	Mg2790	Mn2576	Na5895	Ni2316	Pb2203	Sb2068
Line	279.079 {121}	257.610 {131}	589.592 { 57}	231.604 {446}	220.353 {453}	206.833 {463}
IS Ref	(Y_3600)	(Y_3600)	(Y_3710)	(Y_2243)	(Y_2243)	(Y_2243)
Units	ppb	ppb	ppb	ppb	ppb	ppb
Avg	**4878.**	**15.94**	**4836.**	**43.54**	**11.37**	**18.17**
Stddev	43.	.13	31.	.26	1.46	.85
%RSD	.8855	.7844	.6361	.6018	12.86	4.653
#1	4891.	16.08	4805.	43.84	12.81	17.77
#2	4914.	15.91	4837.	43.44	9.890	17.61
#3	4830.	15.83	4867.	43.35	11.40	19.15
Check ?	Chk Pass	Chk Pass	Chk Pass	Chk Pass	Chk Pass	Chk Pass
Value						
Range						

Sample Name: icvl 4079378 Acquired: 4/14/2016 12:04:22 Type: QC
Method: sw04052016(v9) Mode: CONC Corr. Factor: 1.000000
User: admin Custom ID1: Custom ID2: Custom ID3:
Comment:

Elem	Se196	Tl1908	V_2924	Zn2062	B_2089	Mo2020
Line	196.090 {472}	190.856 {477}	292.402 {115}	206.200 {463}	208.959 {461}	202.030 {467}
IS Ref	(Y_2243)	(Y_2243)	(Y_3600)	(Y_2243)	(Y_2243)	(Y_2243)
Units	ppb	ppb	ppb	ppb	ppb	ppb
Avg	**19.02**	**22.73**	**51.23**	**31.53**	**50.80**	**19.90**
Stddev	2.23	1.51	.66	.36	.50	.10
%RSD	11.73	6.654	1.282	1.139	.9777	.5060
#1	18.99	22.22	50.52	31.85	50.40	19.81
#2	16.81	24.44	51.81	31.58	50.66	20.01
#3	21.27	21.54	51.37	31.14	51.36	19.90
Check ?	Chk Pass	Chk Pass	Chk Pass	Chk Pass	Chk Pass	Chk Pass
Value						
Range						

Elem	Sn1899	Sr4077	Ti3349	Si2881
Line	189.989 {477}	407.771 { 83}	334.941 {101}	288.158 {117}
IS Ref	(Y_2243)	(Y_3710)	(Y_3600)	(Y_2243)
Units	ppb	ppb	ppb	ppb
Avg	**51.66**	**20.80**	**20.13**	F **1.416**
Stddev	.20	.14	.20	14.64
%RSD	.3910	.6604	.9874	1034.
#1	51.74	20.89	19.94	.5970
#2	51.81	20.64	20.33	-12.80
#3	51.43	20.87	20.12	16.45
Check ?	Chk Pass	Chk Pass	Chk Pass	Chk Fail
Value				200.0
Range				-30.50%

Int. Std.	Y_2243	Y_3600	Y_3710
Line	224.306 {450}	360.073 { 94}	371.030 { 91}
Units	Cts/S	Cts/S	Cts/S
Avg	**3082.4**	**40820.**	**5402.7**
Stddev	29.5	611.	106.2
%RSD	.95628	1.4980	1.9655
#1	3049.9	40480.	5421.1
#2	3107.5	40453.	5288.5
#3	3089.9	41526.	5498.4

Sample Name: CAL4 Acquired: 4/14/2016 11:48:30 Type: Cal
Method: sw04052016(v9) Mode: IR Corr. Factor: 1.000000
User: admin Custom ID1: Custom ID2: Custom ID3:
Comment:

Elem	Al3961	As1890	Ag3280	Ba2335	Be3130	Ca3181
Line	396.152 { 85}	189.042 {478}	328.068 {103}	233.527 {445}	313.042 {108}	318.128 {106}
IS Ref	(Y_3710)	(Y_2243)	(Y_3600)	(Y_2243)	(Y_3710)	(Y_3600)
Units	Cts/S	Cts/S	Cts/S	Cts/S	Cts/S	Cts/S
Avg	**4.891**	**.1764**	**.2681**	**20.85**	**4.326**	**2.394**
Stddev	.016	.0009	.0006	.05	.013	.012
%RSD	.3175	.5063	.2052	.2385	.3043	.5013
#1	4.880	.1763	.2682	20.88	4.312	2.407
#2	4.885	.1773	.2676	20.87	4.330	2.383
#3	4.909	.1755	.2687	20.79	4.338	2.392

Elem	Cd2265	Co2286	Cr2677	Cu3247	Fe2714	K_7664
Line	226.502 {449}	228.616 {447}	267.716 {126}	324.754 {104}	271.441 {124}	766.490 { 44}
IS Ref	(Y_2243)	(Y_2243)	(Y_3600)	(Y_3600)	(Y_3600)	(Y_3710)
Units	Cts/S	Cts/S	Cts/S	Cts/S	Cts/S	Cts/S
Avg	**3.684**	**2.832**	**.6766**	**4.675**	**.6828**	**3.488**
Stddev	.014	.003	.0025	.011	.0019	.009
%RSD	.3898	.1214	.3733	.2325	.2752	.2673
#1	3.695	2.833	.6793	4.663	.6844	3.483
#2	3.688	2.836	.6760	4.684	.6832	3.481
#3	3.668	2.829	.6744	4.678	.6807	3.498

Elem	Mg2790	Mn2576	Na5895	Ni2316	Pb2203	Sb2068
Line	279.079 {121}	257.610 {131}	589.592 { 57}	231.604 {446}	220.353 {453}	206.833 {463}
IS Ref	(Y_3600)	(Y_3600)	(Y_3710)	(Y_2243)	(Y_2243)	(Y_2243)
Units	Cts/S	Cts/S	Cts/S	Cts/S	Cts/S	Cts/S
Avg	**1.829**	**4.743**	**25.12**	**1.788**	**1.549**	**.1616**
Stddev	.005	.015	.15	.005	.004	.0003
%RSD	.2594	.3189	.5856	.2595	.2574	.1562
#1	1.832	4.760	25.01	1.791	1.552	.1614
#2	1.823	4.730	25.06	1.792	1.551	.1619
#3	1.831	4.739	25.29	1.783	1.545	.1615

Elem	Se196	Tl1908	V_2924	Zn2062	B_2089	Mo2020
Line	196.090 {472}	190.856 {477}	292.402 {115}	206.200 {463}	208.959 {461}	202.030 {467}
IS Ref	(Y_2243)	(Y_2243)	(Y_3600)	(Y_2243)	(Y_2243)	(Y_2243)
Units	Cts/S	Cts/S	Cts/S	Cts/S	Cts/S	Cts/S
Avg	**.1556**	**.3066**	**.5259**	**2.202**	**.4639**	**2.146**
Stddev	.0009	.0011	.0014	.009	.0007	.003
%RSD	.5670	.3568	.2644	.4196	.1606	.1252
#1	.1555	.3065	.5274	2.212	.4632	2.147
#2	.1566	.3078	.5247	2.201	.4647	2.148
#3	.1548	.3056	.5254	2.193	.4638	2.143

Sample Name: CAL4 Acquired: 4/14/2016 11:48:30 Type: Cal
Method: sw04052016(v9) Mode: IR Corr. Factor: 1.000000
User: admin Custom ID1: Custom ID2: Custom ID3:
Comment:

Elem	Sn1899	Sr4077	Ti3349	Si2881
Line	189.989 {477}	407.771 { 83}	334.941 {101}	288.158 {117}
IS Ref	(Y_2243)	(Y_3710)	(Y_3600)	(Y_2243)
Units	Cts/S	Cts/S	Cts/S	Cts/S
Avg	**.1752**	**43.71**	**8.483**	**.3683**
Stddev	.0003	.19	.073	.0050
%RSD	.1713	.4336	.8631	1.364
#1	.1752	43.54	8.461	.3659
#2	.1754	43.67	8.422	.3649
#3	.1748	43.92	8.564	.3741

Int. Std.	Y_2243	Y_3600	Y_3710
Line	224.306 {450}	360.073 { 94}	371.030 { 91}
Units	Cts/S	Cts/S	Cts/S
Avg	**2880.7**	**38512.**	**5236.0**
Stddev	1.3	183.	55.3
%RSD	.04469	.47551	1.0558
#1	2880.8	38350.	5209.9
#2	2879.3	38711.	5198.6
#3	2881.9	38474.	5299.5

Sample Name: int-10a 4140672 Acquired: 4/14/2016 12:16:46 Type: QC
Method: sw04052016(v9) Mode: CONC Corr. Factor: 1.000000
User: admin Custom ID1: Custom ID2: Custom ID3:
Comment:

Elem	Al3961	As1890	Ag3280	Ba2335	Be3130	Ca3181
Line	396.152 { 85}	189.042 {478}	328.068 {103}	233.527 {445}	313.042 {108}	318.128 {106}
IS Ref	(Y_3710)	(Y_2243)	(Y_3600)	(Y_2243)	(Y_3710)	(Y_3600)
Units	ppb	ppb	ppb	ppb	ppb	ppb
Avg	**-7.447**	**-.8758**	**.4179**	**10.12**	**3.198**	**-3.717**
Stddev	11.17	1.735	.2366	.13	.102	9.935
%RSD	150.0	198.1	56.61	1.290	3.175	267.3
#1	5.448	-2.303	.3637	9.997	3.228	-4.768
#2	-14.26	-1.381	.6769	10.26	3.085	6.701
#3	-13.53	1.056	.2131	10.11	3.281	-13.09
Check ?	Chk Pass	Chk Pass	Chk Pass	Chk Pass	Chk Pass	Chk Pass
High Limit						
Low Limit						

Elem	Cd2265	Co2286	Cr2677	Cu3247	Fe2714	K_7664
Line	226.502 {449}	228.616 {447}	267.716 {126}	324.754 {104}	271.441 {124}	766.490 { 44}
IS Ref	(Y_2243)	(Y_2243)	(Y_3600)	(Y_3600)	(Y_3600)	(Y_3710)
Units	ppb	ppb	ppb	ppb	ppb	ppb
Avg	**-1.714**	**10380.**	**.4531**	**-1.262**	**-165.8**	**27.09**
Stddev	.063	15.	.1268	.251	20.4	30.15
%RSD	3.698	.1422	27.98	19.86	12.28	111.3
#1	-1.646	10400.	.4009	-1.551	-174.9	8.933
#2	-1.772	10370.	.3608	-1.130	-142.4	61.90
#3	-1.724	10370.	.5977	-1.105	-180.0	10.44
Check ?	Chk Pass	Chk Pass	Chk Pass	Chk Pass	Chk Pass	Chk Pass
High Limit						
Low Limit						

Elem	Mg2790	Mn2576	Na5895	Ni2316	Pb2203	Sb2068
Line	279.079 {121}	257.610 {131}	589.592 { 57}	231.604 {446}	220.353 {453}	206.833 {463}
IS Ref	(Y_3600)	(Y_3600)	(Y_3710)	(Y_2243)	(Y_2243)	(Y_2243)
Units	ppb	ppb	ppb	ppb	ppb	ppb
Avg	**12.69**	**-.1484**	**-9.357**	**4.171**	**5.194**	**-28.11**
Stddev	7.57	.0747	4.736	.353	.992	1.83
%RSD	59.61	50.30	50.62	8.475	19.11	6.504
#1	4.752	-.1837	-6.320	3.835	6.339	-30.16
#2	19.82	-.0627	-6.936	4.540	4.642	-26.64
#3	13.51	-.1989	-14.81	4.140	4.600	-27.53
Check ?	Chk Pass	Chk Pass	Chk Pass	Chk Pass	Chk Pass	Chk Pass
High Limit						
Low Limit						

Sample Name: int-10a 4140672 Acquired: 4/14/2016 12:16:46 Type: QC
Method: sw04052016(v9) Mode: CONC Corr. Factor: 1.000000
User: admin Custom ID1: Custom ID2: Custom ID3:
Comment:

Elem	Se196	Tl1908	V_2924	Zn2062	B_2089	Mo2020
Line	196.090 {472}	190.856 {477}	292.402 {115}	206.200 {463}	208.959 {461}	202.030 {467}
IS Ref	(Y_2243)	(Y_2243)	(Y_3600)	(Y_2243)	(Y_2243)	(Y_2243)
Units	ppb	ppb	ppb	ppb	ppb	ppb
Avg	**7.882**	**-13.42**	F **9752.**	**-.1786**	**-7.946**	**-4.005**
Stddev	1.903	1.03	20.	.2560	.315	.053
%RSD	24.14	7.699	.2012	143.4	3.961	1.336
#1	8.847	-13.50	9733.	-.1853	-7.590	-4.028
#2	5.690	-12.35	9750.	-.4312	-8.058	-4.043
#3	9.109	-14.41	9772.	.0807	-8.188	-3.943
Check ?	Chk Pass	Chk Pass	Chk Fail	Chk Pass	Chk Pass	Chk Pass
High Limit			6000.			
Low Limit			4000.			

Elem	Sn1899	Sr4077	Ti3349	Si2881
Line	189.989 {477}	407.771 { 83}	334.941 {101}	288.158 {117}
IS Ref	(Y_2243)	(Y_3710)	(Y_3600)	(Y_2243)
Units	ppb	ppb	ppb	ppb
Avg	**10060.**	**9708.**	**-1.231**	**8703.**
Stddev	10.	77.	.023	32.
%RSD	.1006	.7943	1.868	.3626
#1	10050.	9625.	-1.257	8738.
#2	10070.	9724.	-1.222	8694.
#3	10050.	9777.	-1.214	8676.
Check ?	Chk Pass	Chk Pass	Chk Pass	Chk Pass
High Limit				
Low Limit				

Int. Std.	Y_2243	Y_3600	Y_3710
Line	224.306 {450}	360.073 { 94}	371.030 { 91}
Units	Cts/S	Cts/S	Cts/S
Avg	**3051.1**	**40563.**	**5336.6**
Stddev	5.9	241.	55.0
%RSD	.19492	.59452	1.0310
#1	3046.2	40690.	5399.2
#2	3057.7	40714.	5314.7
#3	3049.3	40285.	5295.9

Sample Name: int-10b 4140674 Acquired: 4/14/2016 12:20:55 Type: QC
Method: sw04052016(v9) Mode: CONC Corr. Factor: 1.000000
User: admin Custom ID1: Custom ID2: Custom ID3:
Comment:

Elem	Al3961	As1890	Ag3280	Ba2335	Be3130	Ca3181
Line	396.152 { 85}	189.042 {478}	328.068 {103}	233.527 {445}	313.042 {108}	318.128 {106}
IS Ref	(Y_3710)	(Y_2243)	(Y_3600)	(Y_2243)	(Y_3710)	(Y_3600)
Units	ppb	ppb	ppb	ppb	ppb	ppb
Avg	**12.24**	**21.13**	**-.8913**	**-.1442**	**-.4370**	**-10.64**
Stddev	6.36	2.01	.6360	.0633	.0613	2.64
%RSD	51.94	9.527	71.35	43.86	14.04	24.84
#1	14.73	23.17	-.6492	-.1883	-.3672	-13.06
#2	5.013	21.06	-.4119	-.0717	-.4824	-7.819
#3	16.97	19.15	-1.613	-.1726	-.4614	-11.05
Check ?	Chk Pass	Chk Pass	Chk Pass	Chk Pass	Chk Pass	Chk Pass
High Limit						
Low Limit						

Elem	Cd2265	Co2286	Cr2677	Cu3247	Fe2714	K_7664
Line	226.502 {449}	228.616 {447}	267.716 {126}	324.754 {104}	271.441 {124}	766.490 { 44}
IS Ref	(Y_2243)	(Y_2243)	(Y_3600)	(Y_3600)	(Y_3600)	(Y_3710)
Units	ppb	ppb	ppb	ppb	ppb	ppb
Avg	**-.5117**	**.6631**	**9395.**	**8848.**	**-38.83**	**40.63**
Stddev	.0791	.3357	84.	24.	7.96	38.79
%RSD	15.46	50.63	.8907	.2768	20.51	95.48
#1	-.4454	.4012	9483.	8833.	-44.15	66.02
#2	-.4904	.5465	9317.	8876.	-29.68	59.89
#3	-.5993	1.042	9384.	8834.	-42.66	-4.025
Check ?	Chk Pass	Chk Pass	Chk Pass	Chk Pass	Chk Pass	Chk Pass
High Limit						
Low Limit						

Elem	Mg2790	Mn2576	Na5895	Ni2316	Pb2203	Sb2068
Line	279.079 {121}	257.610 {131}	589.592 { 57}	231.604 {446}	220.353 {453}	206.833 {463}
IS Ref	(Y_3600)	(Y_3600)	(Y_3710)	(Y_2243)	(Y_2243)	(Y_2243)
Units	ppb	ppb	ppb	ppb	ppb	ppb
Avg	**64.91**	**9326.**	**6.680**	**10030.**	**9.024**	**3.754**
Stddev	1.68	133.	5.373	18.	.322	1.335
%RSD	2.594	1.423	80.43	.1825	3.565	35.57
#1	65.43	9465.	8.658	10050.	9.393	2.245
#2	66.28	9200.	.5983	10010.	8.805	4.234
#3	63.03	9314.	10.78	10030.	8.874	4.782
Check ?	Chk Pass	Chk Pass	Chk Pass	Chk Pass	Chk Pass	Chk Pass
High Limit						
Low Limit						

Sample Name: int-10b 4140674 Acquired: 4/14/2016 12:20:55 Type: QC
Method: sw04052016(v9) Mode: CONC Corr. Factor: 1.000000
User: admin Custom ID1: Custom ID2: Custom ID3:
Comment:

Elem	Se196	Tl1908	V_2924	Zn2062	B_2089	Mo2020
Line	196.090 {472}	190.856 {477}	292.402 {115}	206.200 {463}	208.959 {461}	202.030 {467}
IS Ref	(Y_2243)	(Y_2243)	(Y_3600)	(Y_2243)	(Y_2243)	(Y_2243)
Units	ppb	ppb	ppb	ppb	ppb	ppb
Avg	**-4.155**	**.4187**	**12.44**	**1.827**	**-39.77**	**4672.**
Stddev	2.806	1.492	.68	.232	.65	10.
%RSD	67.54	356.3	5.438	12.73	1.641	.2145
#1	-.9245	-1.044	11.66	1.741	-39.23	4661.
#2	-5.986	1.938	12.80	2.090	-39.59	4675.
#3	-5.556	.3622	12.86	1.649	-40.50	4681.
Check ?	Chk Pass	Chk Pass	Chk Pass	Chk Pass	Chk Pass	Chk Pass
High Limit						
Low Limit						

Elem	Sn1899	Sr4077	Ti3349	Si2881
Line	189.989 {477}	407.771 { 83}	334.941 {101}	288.158 {117}
IS Ref	(Y_2243)	(Y_3710)	(Y_3600)	(Y_2243)
Units	ppb	ppb	ppb	ppb
Avg	**.2612**	**.1601**	**9020.**	**-32.28**
Stddev	.5160	.0947	12.	10.23
%RSD	197.5	59.15	.1370	31.68
#1	.8267	.2686	9033.	-30.29
#2	-.1841	.0942	9019.	-23.19
#3	.1411	.1174	9008.	-43.35
Check ?	Chk Pass	Chk Pass	Chk Pass	Chk Pass
High Limit				
Low Limit				

Int. Std.	Y_2243	Y_3600	Y_3710
Line	224.306 {450}	360.073 { 94}	371.030 { 91}
Units	Cts/S	Cts/S	Cts/S
Avg	**3039.8**	**41181.**	**5404.3**
Stddev	15.9	512.	75.1
%RSD	.52312	1.2442	1.3894
#1	3022.0	40635.	5408.1
#2	3052.7	41652.	5327.4
#3	3044.8	41257.	5477.5

Sample Name: 460-111956-A-1-B@20 Acquired: 4/14/2016 12:29:05 Type: Unk
Method: sw04052016(v9) Mode: CONC Corr. Factor: 1.000000
User: admin Custom ID1: Custom ID2: Custom ID3:
Comment:

Elem	Al3961	As1890	Ag3280	Ba2335	Be3130	Ca3181
Line	396.152 { 85}	189.042 {478}	328.068 {103}	233.527 {445}	313.042 {108}	318.128 {106}
IS Ref	(Y_3710)	(Y_2243)	(Y_3600)	(Y_2243)	(Y_3710)	(Y_3600)
Units	ppb	ppb	ppb	ppb	ppb	ppb
Avg	**7.004**	**-1.022**	**-.1909**	**7.587**	**.0321**	**3821.**
Stddev	.992	1.302	.3664	.051	.0505	7.
%RSD	14.16	127.4	191.9	.6788	157.0	.1778
#1	6.514	-.9624	.0858	7.645	.0876	3814.
#2	8.146	-2.352	-.0521	7.547	-.0111	3828.
#3	6.354	.2495	-.6063	7.569	.0199	3822.
Check ?	Chk Pass	Chk Pass	Chk Pass	Chk Pass	Chk Pass	Chk Pass
High Limit						
Low Limit						

Elem	Cd2265	Co2286	Cr2677	Cu3247	Fe2714	K_7664
Line	226.502 {449}	228.616 {447}	267.716 {126}	324.754 {104}	271.441 {124}	766.490 { 44}
IS Ref	(Y_2243)	(Y_2243)	(Y_3600)	(Y_3600)	(Y_3600)	(Y_3710)
Units	ppb	ppb	ppb	ppb	ppb	ppb
Avg	**.0055**	**.1287**	**.0684**	**-.0106**	**109.9**	**2253.**
Stddev	.2232	.0860	.4224	.1910	8.8	24.
%RSD	4041.	66.81	617.1	1797.	7.996	1.064
#1	.1936	.0330	.3931	.0643	113.6	2228.
#2	-.2412	.1994	.2214	-.2278	116.3	2257.
#3	.0642	.1535	-.4091	.1315	99.90	2275.
Check ?	Chk Pass	Chk Pass	Chk Pass	Chk Pass	Chk Pass	Chk Pass
High Limit						
Low Limit						

Elem	Mg2790	Mn2576	Na5895	Ni2316	Pb2203	Sb2068
Line	279.079 {121}	257.610 {131}	589.592 { 57}	231.604 {446}	220.353 {453}	206.833 {463}
IS Ref	(Y_3600)	(Y_3600)	(Y_3710)	(Y_2243)	(Y_2243)	(Y_2243)
Units	ppb	ppb	ppb	ppb	ppb	ppb
Avg	**580.0**	**34.06**	**51590.**	**.7926**	**.5052**	**-.7405**
Stddev	3.6	.22	253.	.3412	1.302	.8640
%RSD	.6225	.6479	.4902	43.05	257.6	116.7
#1	581.7	33.81	51870.	.8977	-.3246	.2183
#2	575.9	34.24	51530.	.4112	2.005	-.9811
#3	582.5	34.13	51370.	1.069	-.1651	-1.459
Check ?	Chk Pass	Chk Pass	Chk Pass	Chk Pass	Chk Pass	Chk Pass
High Limit						
Low Limit						

Sample Name: 460-111956-A-1-B@20 Acquired: 4/14/2016 12:29:05 Type: Unk
Method: sw04052016(v9) Mode: CONC Corr. Factor: 1.000000
User: admin Custom ID1: Custom ID2: Custom ID3:
Comment:

Elem	Se196	Tl1908	V_2924	Zn2062	B_2089	Mo2020
Line	196.090 {472}	190.856 {477}	292.402 {115}	206.200 {463}	208.959 {461}	202.030 {467}
IS Ref	(Y_2243)	(Y_2243)	(Y_3600)	(Y_2243)	(Y_2243)	(Y_2243)
Units	ppb	ppb	ppb	ppb	ppb	ppb
Avg	**1.173**	**-.0115**	**.0072**	**1.324**	**5.975**	**.2568**
Stddev	3.050	.8527	.2253	.275	.171	.2340
%RSD	260.0	7384.	3140.	20.73	2.866	91.13
#1	2.481	.8249	.2443	1.628	5.785	.4638
#2	-2.313	.0200	-.2039	1.093	6.117	.0028
#3	3.350	-.8796	-.0189	1.251	6.024	.3038
Check ?	Chk Pass	Chk Pass	Chk Pass	Chk Pass	Chk Pass	Chk Pass
High Limit						
Low Limit						

Elem	Sn1899	Sr4077	Ti3349	Si2881
Line	189.989 {477}	407.771 { 83}	334.941 {101}	288.158 {117}
IS Ref	(Y_2243)	(Y_3710)	(Y_3600)	(Y_2243)
Units	ppb	ppb	ppb	ppb
Avg	**.0401**	**34.67**	**.1014**	**213.5**
Stddev	.4053	.20	.1421	4.3
%RSD	1011.	.5839	140.1	2.026
#1	-.3600	34.68	-.0518	210.2
#2	.0299	34.47	.1273	211.9
#3	.4504	34.87	.2288	218.4
Check ?	Chk Pass	Chk Pass	Chk Pass	Chk Pass
High Limit				
Low Limit				

Int. Std.	Y_2243	Y_3600	Y_3710
Line	224.306 {450}	360.073 { 94}	371.030 { 91}
Units	Cts/S	Cts/S	Cts/S
Avg	**2972.4**	**39641.**	**5228.5**
Stddev	51.1	183.	121.4
%RSD	1.7196	.46220	2.3223
#1	2996.8	39508.	5158.1
#2	3006.7	39566.	5158.7
#3	2913.6	39850.	5368.7

Sample Name: icv 4237635 Acquired: 4/14/2016 11:56:38 Type: QC
Method: sw04052016(v9) Mode: CONC Corr. Factor: 1.000000
User: admin Custom ID1: Custom ID2: Custom ID3:
Comment:

Elem	Al3961	As1890	Ag3280	Ba2335	Be3130	Ca3181
Line	396.152 { 85}	189.042 {478}	328.068 {103}	233.527 {445}	313.042 {108}	318.128 {106}
IS Ref	(Y_3710)	(Y_2243)	(Y_3600)	(Y_2243)	(Y_3710)	(Y_3600)
Units	ppb	ppb	ppb	ppb	ppb	ppb
Avg	**122700.**	**2440.**	**1228.**	**10060.**	**992.4**	**125400.**
Stddev	299.	4.	1.	17.	2.5	313.
%RSD	.2441	.1629	.0952	.1704	.2523	.2500
#1	122400.	2441.	1227.	10050.	989.7	125100.
#2	123000.	2436.	1229.	10070.	994.6	125700.
#3	122700.	2444.	1228.	10080.	992.9	125300.
Check ?	Chk Pass	Chk Pass	Chk Pass	Chk Pass	Chk Pass	Chk Pass
Value						
Range						

Elem	Cd2265	Co2286	Cr2677	Cu3247	Fe2714	K_7664
Line	226.502 {449}	228.616 {447}	267.716 {126}	324.754 {104}	271.441 {124}	766.490 { 44}
IS Ref	(Y_2243)	(Y_2243)	(Y_3600)	(Y_3600)	(Y_3600)	(Y_3710)
Units	ppb	ppb	ppb	ppb	ppb	ppb
Avg	**1250.**	**2506.**	**5017.**	**12350.**	**100100.**	**49150.**
Stddev	2.	3.	8.	6.	303.	136.
%RSD	.1212	.1080	.1500	.0447	.3024	.2772
#1	1249.	2503.	5015.	12350.	100000.	49000.
#2	1251.	2506.	5026.	12350.	100400.	49260.
#3	1252.	2508.	5011.	12360.	99840.	49190.
Check ?	Chk Pass	Chk Pass	Chk Pass	Chk Pass	Chk Pass	Chk Pass
Value						
Range						

Elem	Mg2790	Mn2576	Na5895	Ni2316	Pb2203	Sb2068
Line	279.079 {121}	257.610 {131}	589.592 { 57}	231.604 {446}	220.353 {453}	206.833 {463}
IS Ref	(Y_3600)	(Y_3600)	(Y_3710)	(Y_2243)	(Y_2243)	(Y_2243)
Units	ppb	ppb	ppb	ppb	ppb	ppb
Avg	**124500.**	**5078.**	**123200.**	**2520.**	**7506.**	**978.9**
Stddev	229.	10.	533.	6.	11.	6.3
%RSD	.1841	.2061	.4326	.2412	.1514	.6439
#1	124200.	5067.	122800.	2513.	7500.	974.0
#2	124600.	5087.	123800.	2520.	7498.	976.7
#3	124600.	5079.	123000.	2526.	7519.	986.0
Check ?	Chk Pass	Chk Pass	Chk Pass	Chk Pass	Chk Pass	Chk Pass
Value						
Range						

Sample Name: icv 4237635 Acquired: 4/14/2016 11:56:38 Type: QC
Method: sw04052016(v9) Mode: CONC Corr. Factor: 1.000000
User: admin Custom ID1: Custom ID2: Custom ID3:
Comment:

Elem	Se196	Tl1908	V_2924	Zn2062	B_2089	Mo2020
Line	196.090 {472}	190.856 {477}	292.402 {115}	206.200 {463}	208.959 {461}	202.030 {467}
IS Ref	(Y_2243)	(Y_2243)	(Y_3600)	(Y_2243)	(Y_2243)	(Y_2243)
Units	ppb	ppb	ppb	ppb	ppb	ppb
Avg	**2455.**	**2545.**	**2498.**	**2511.**	**995.4**	**2495.**
Stddev	4.	4.	4.	4.	4.4	4.
%RSD	.1750	.1741	.1791	.1722	.4377	.1565
#1	2455.	2541.	2493.	2516.	991.9	2491.
#2	2450.	2550.	2500.	2510.	994.2	2496.
#3	2459.	2543.	2501.	2507.	1000.	2499.
Check ?	Chk Pass	Chk Pass	Chk Pass	Chk Pass	Chk Pass	Chk Pass
Value						
Range						

Elem	Sn1899	Sr4077	Ti3349	Si2881
Line	189.989 {477}	407.771 { 83}	334.941 {101}	288.158 {117}
IS Ref	(Y_2243)	(Y_3710)	(Y_3600)	(Y_2243)
Units	ppb	ppb	ppb	ppb
Avg	**1003.**	**5031.**	**10070.**	**9673.**
Stddev	2.	13.	54.	69.
%RSD	.2113	.2535	.5405	.7153
#1	1002.	5017.	10090.	9625.
#2	1006.	5041.	10100.	9752.
#3	1002.	5035.	10000.	9641.
Check ?	Chk Pass	Chk Pass	Chk Pass	None
Value				
Range				

Int. Std.	Y_2243	Y_3600	Y_3710
Line	224.306 {450}	360.073 { 94}	371.030 { 91}
Units	Cts/S	Cts/S	Cts/S
Avg	**2864.1**	**38209.**	**5230.3**
Stddev	3.0	62.	23.1
%RSD	.10559	.16205	.44215
#1	2867.0	38273.	5256.6
#2	2860.9	38150.	5221.0
#3	2864.4	38204.	5213.2

Sample Name: sd 460-111956-A-1-B Acquired: 4/14/2016 12:33:06 Type: Unk
Method: sw04052016(v9) Mode: CONC Corr. Factor: 1.000000
User: admin Custom ID1: Custom ID2: Custom ID3:
Comment:

Elem	Al3961	As1890	Ag3280	Ba2335	Be3130	Ca3181
Line	396.152 { 85}	189.042 {478}	328.068 {103}	233.527 {445}	313.042 {108}	318.128 {106}
IS Ref	(Y_3710)	(Y_2243)	(Y_3600)	(Y_2243)	(Y_3710)	(Y_3600)
Units	ppb	ppb	ppb	ppb	ppb	ppb
Avg	**-1.860**	**-.3315**	**.0332**	**1.411**	**-.0604**	**748.8**
Stddev	11.76	1.654	.6513	.058	.0741	3.5
%RSD	632.3	498.7	1960.	4.128	122.7	.4714
#1	7.321	.5060	-.3383	1.350	-.1415	744.8
#2	-15.12	.7356	.7852	1.416	.0038	751.5
#3	2.216	-2.236	-.3473	1.466	-.0436	750.0
Check ?	Chk Pass	Chk Pass	Chk Pass	Chk Pass	Chk Pass	Chk Pass
High Limit						
Low Limit						

Elem	Cd2265	Co2286	Cr2677	Cu3247	Fe2714	K_7664
Line	226.502 {449}	228.616 {447}	267.716 {126}	324.754 {104}	271.441 {124}	766.490 { 44}
IS Ref	(Y_2243)	(Y_2243)	(Y_3600)	(Y_3600)	(Y_3600)	(Y_3710)
Units	ppb	ppb	ppb	ppb	ppb	ppb
Avg	**-.0614**	**-.0859**	**.3281**	**-.5480**	**15.41**	**428.7**
Stddev	.0360	.1302	.5303	.0819	4.52	5.5
%RSD	58.60	151.5	161.6	14.94	29.35	1.274
#1	-.0223	-.0088	.2645	-.4805	10.93	435.0
#2	-.0931	-.2362	-.1675	-.6391	15.33	426.2
#3	-.0687	-.0128	.8874	-.5246	19.97	424.9
Check ?	Chk Pass	Chk Pass	Chk Pass	Chk Pass	Chk Pass	Chk Pass
High Limit						
Low Limit						

Elem	Mg2790	Mn2576	Na5895	Ni2316	Pb2203	Sb2068
Line	279.079 {121}	257.610 {131}	589.592 { 57}	231.604 {446}	220.353 {453}	206.833 {463}
IS Ref	(Y_3600)	(Y_3600)	(Y_3710)	(Y_2243)	(Y_2243)	(Y_2243)
Units	ppb	ppb	ppb	ppb	ppb	ppb
Avg	**109.7**	**6.718**	**9757.**	**.1531**	**-1.062**	**-.1261**
Stddev	5.9	.137	29.	.7041	1.317	1.727
%RSD	5.384	2.036	.2995	459.9	124.0	1370.
#1	110.6	6.875	9791.	-.1360	-.4757	-1.974
#2	115.0	6.646	9742.	-.3604	-.1400	.1488
#3	103.3	6.632	9739.	.9557	-2.571	1.447
Check ?	Chk Pass	Chk Pass	Chk Pass	Chk Pass	Chk Pass	Chk Pass
High Limit						
Low Limit						

Sample Name: sd 460-111956-A-1-B Acquired: 4/14/2016 12:33:06 Type: Unk
Method: sw04052016(v9) Mode: CONC Corr. Factor: 1.000000
User: admin Custom ID1: Custom ID2: Custom ID3:
Comment:

Elem	Se196	Tl1908	V_2924	Zn2062	B_2089	Mo2020
Line	196.090 {472}	190.856 {477}	292.402 {115}	206.200 {463}	208.959 {461}	202.030 {467}
IS Ref	(Y_2243)	(Y_2243)	(Y_3600)	(Y_2243)	(Y_2243)	(Y_2243)
Units	ppb	ppb	ppb	ppb	ppb	ppb
Avg	**.6464**	**.2897**	**-.0279**	**.7124**	**.4284**	**-.2860**
Stddev	1.517	1.610	.0246	.1074	.3172	.0678
%RSD	234.7	555.6	88.01	15.08	74.04	23.72
#1	2.395	-1.140	-.0189	.5911	.4765	-.3111
#2	-.1314	-.0242	-.0557	.7502	.7188	-.3377
#3	-.3240	2.033	-.0091	.7957	.0899	-.2092
Check ?	Chk Pass	Chk Pass	Chk Pass	Chk Pass	Chk Pass	Chk Pass
High Limit						
Low Limit						

Elem	Sn1899	Sr4077	Ti3349	Si2881
Line	189.989 {477}	407.771 { 83}	334.941 {101}	288.158 {117}
IS Ref	(Y_2243)	(Y_3710)	(Y_3600)	(Y_2243)
Units	ppb	ppb	ppb	ppb
Avg	**.6803**	**6.621**	**-.3842**	**33.65**
Stddev	.5222	.040	.0294	7.85
%RSD	76.76	.6098	7.645	23.33
#1	1.003	6.640	-.4075	39.14
#2	.0779	6.648	-.3939	24.66
#3	.9603	6.574	-.3512	37.14
Check ?	Chk Pass	Chk Pass	Chk Pass	Chk Pass
High Limit				
Low Limit				

Int. Std.	Y_2243	Y_3600	Y_3710
Line	224.306 {450}	360.073 { 94}	371.030 { 91}
Units	Cts/S	Cts/S	Cts/S
Avg	**2954.0**	**38887.**	**5028.2**
Stddev	13.8	108.	38.8
%RSD	.46852	.27895	.77143
#1	2961.3	38908.	4986.3
#2	2938.1	38983.	5062.8
#3	2962.8	38769.	5035.4

Sample Name: icsa 4305090 Acquired: 4/14/2016 12:08:23 Type: QC
Method: sw04052016(v9) Mode: CONC Corr. Factor: 1.000000
User: admin Custom ID1: Custom ID2: Custom ID3:
Comment:

Elem	Al3961	As1890	Ag3280	Ba2335	Be3130	Ca3181
Line	396.152 { 85}	189.042 {478}	328.068 {103}	233.527 {445}	313.042 {108}	318.128 {106}
IS Ref	(Y_3710)	(Y_2243)	(Y_3600)	(Y_2243)	(Y_3710)	(Y_3600)
Units	ppb	ppb	ppb	ppb	ppb	ppb
Avg	**488700.**	**-.1049**	**.8604**	**-2.363**	**-.0854**	**495300.**
Stddev	1748.	3.736	.4788	.278	.1080	4065.
%RSD	.3577	3561.	55.65	11.76	126.5	.8207
#1	489600.	2.455	.4745	-2.149	-.1329	491100.
#2	489800.	-4.391	1.396	-2.263	.0382	499300.
#3	486600.	1.622	.7105	-2.677	-.1616	495500.
Check ?	Chk Pass	Chk Pass	Chk Pass	Chk Pass	Chk Pass	Chk Pass
High Limit						
Low Limit						

Elem	Cd2265	Co2286	Cr2677	Cu3247	Fe2714	K_7664
Line	226.502 {449}	228.616 {447}	267.716 {126}	324.754 {104}	271.441 {124}	766.490 { 44}
IS Ref	(Y_2243)	(Y_2243)	(Y_3600)	(Y_3600)	(Y_3600)	(Y_3710)
Units	ppb	ppb	ppb	ppb	ppb	ppb
Avg	**.7497**	**-3.715**	**-1.799**	**-4.861**	**191100.**	**-69.38**
Stddev	.2577	.441	.093	.262	219.	24.09
%RSD	34.37	11.87	5.166	5.393	.1145	34.72
#1	.9469	-4.204	-1.833	-4.719	190900.	-82.21
#2	.8440	-3.596	-1.694	-5.164	191300.	-41.59
#3	.4582	-3.346	-1.870	-4.701	191000.	-84.33
Check ?	Chk Pass	Chk Pass	Chk Pass	Chk Pass	Chk Pass	Chk Pass
High Limit						
Low Limit						

Elem	Mg2790	Mn2576	Na5895	Ni2316	Pb2203	Sb2068
Line	279.079 {121}	257.610 {131}	589.592 { 57}	231.604 {446}	220.353 {453}	206.833 {463}
IS Ref	(Y_3600)	(Y_3600)	(Y_3710)	(Y_2243)	(Y_2243)	(Y_2243)
Units	ppb	ppb	ppb	ppb	ppb	ppb
Avg	**493100.**	**3.305**	**-41.02**	**-.2281**	**3.051**	**3.210**
Stddev	2941.	.078	11.59	.5111	1.222	1.558
%RSD	.5964	2.365	28.25	224.1	40.05	48.53
#1	489900.	3.233	-54.39	-.5821	3.310	4.925
#2	495700.	3.388	-33.87	.3579	4.123	2.824
#3	493600.	3.294	-34.80	-.4600	1.720	1.881
Check ?	Chk Pass	Chk Pass	Chk Pass	Chk Pass	Chk Pass	Chk Pass
High Limit						
Low Limit						

Sample Name: icsa 4305090 Acquired: 4/14/2016 12:08:23 Type: QC
Method: sw04052016(v9) Mode: CONC Corr. Factor: 1.000000
User: admin Custom ID1: Custom ID2: Custom ID3:
Comment:

Elem	Se196	Tl1908	V_2924	Zn2062	B_2089	Mo2020
Line	196.090 {472}	190.856 {477}	292.402 {115}	206.200 {463}	208.959 {461}	202.030 {467}
IS Ref	(Y_2243)	(Y_2243)	(Y_3600)	(Y_2243)	(Y_2243)	(Y_2243)
Units	ppb	ppb	ppb	ppb	ppb	ppb
Avg	**2.033**	**-.7517**	**-21.51**	**-3.158**	**-8.709**	**-.6889**
Stddev	3.689	1.936	.29	.305	.617	.3375
%RSD	181.5	257.5	1.365	9.656	7.088	48.99
#1	-1.567	-.7557	-21.62	-3.500	-8.019	-.4502
#2	1.861	-2.686	-21.17	-3.058	-9.207	-.5414
#3	5.806	1.186	-21.73	-2.915	-8.902	-1.075
Check ?	Chk Pass	Chk Pass	Chk Pass	Chk Pass	Chk Pass	Chk Pass
High Limit						
Low Limit						

Elem	Sn1899	Sr4077	Ti3349	Si2881
Line	189.989 {477}	407.771 { 83}	334.941 {101}	288.158 {117}
IS Ref	(Y_2243)	(Y_3710)	(Y_3600)	(Y_2243)
Units	ppb	ppb	ppb	ppb
Avg	**3.759**	**-1.575**	**-1.523**	**10.43**
Stddev	1.576	.056	.053	10.20
%RSD	41.93	3.575	3.452	97.76
#1	1.939	-1.573	-1.573	.8417
#2	4.668	-1.632	-1.528	9.310
#3	4.671	-1.519	-1.468	21.15
Check ?	Chk Pass	Chk Pass	Chk Pass	Chk Pass
High Limit				
Low Limit				

Int. Std.	Y_2243	Y_3600	Y_3710
Line	224.306 {450}	360.073 { 94}	371.030 { 91}
Units	Cts/S	Cts/S	Cts/S
Avg	**2788.2**	**36440.**	**5244.5**
Stddev	5.9	254.	48.4
%RSD	.21127	.69722	.92266
#1	2794.8	36733.	5299.9
#2	2783.5	36304.	5222.9
#3	2786.4	36282.	5210.6

Sample Name: 460-111961-B-3-F@5 Acquired: 4/14/2016 12:44:52 Type: Unk
Method: sw04052016(v9) Mode: CONC Corr. Factor: 1.000000
User: admin Custom ID1: Custom ID2: Custom ID3:
Comment:

Elem	Al3961	As1890	Ag3280	Ba2335	Be3130	Ca3181
Line	396.152 { 85}	189.042 {478}	328.068 {103}	233.527 {445}	313.042 {108}	318.128 {106}
IS Ref	(Y_3710)	(Y_2243)	(Y_3600)	(Y_2243)	(Y_3710)	(Y_3600)
Units	ppb	ppb	ppb	ppb	ppb	ppb
Avg	**245.7**	**1.778**	**-.2601**	**135.1**	**.1334**	**31240.**
Stddev	7.6	2.725	.2380	.2	.0465	158.
%RSD	3.102	153.3	91.52	.1610	34.88	.5053
#1	237.9	4.328	-.0335	134.9	.1865	31420.
#2	245.9	-1.094	-.2386	135.2	.1000	31110.
#3	253.2	2.101	-.5080	135.4	.1136	31200.
Check ?	Chk Pass	Chk Pass	Chk Pass	Chk Pass	Chk Pass	Chk Pass
High Limit						
Low Limit						

Elem	Cd2265	Co2286	Cr2677	Cu3247	Fe2714	K_7664
Line	226.502 {449}	228.616 {447}	267.716 {126}	324.754 {104}	271.441 {124}	766.490 { 44}
IS Ref	(Y_2243)	(Y_2243)	(Y_3600)	(Y_3600)	(Y_3600)	(Y_3710)
Units	ppb	ppb	ppb	ppb	ppb	ppb
Avg	**.5185**	**3.038**	**.9889**	**15.47**	**176.7**	**861.4**
Stddev	.0322	.113	.1560	.23	15.9	18.4
%RSD	6.208	3.713	15.77	1.467	8.971	2.132
#1	.5439	2.916	1.082	15.32	182.3	856.6
#2	.4823	3.139	1.076	15.73	189.0	881.7
#3	.5294	3.058	.8089	15.35	158.8	846.0
Check ?	Chk Pass	Chk Pass	Chk Pass	Chk Pass	Chk Pass	Chk Pass
High Limit						
Low Limit						

Elem	Mg2790	Mn2576	Na5895	Ni2316	Pb2203	Sb2068
Line	279.079 {121}	257.610 {131}	589.592 { 57}	231.604 {446}	220.353 {453}	206.833 {463}
IS Ref	(Y_3600)	(Y_3600)	(Y_3710)	(Y_2243)	(Y_2243)	(Y_2243)
Units	ppb	ppb	ppb	ppb	ppb	ppb
Avg	**5183.**	**684.9**	F **301300.**	**8.811**	**9.041**	**.6456**
Stddev	17.	2.2	3415.	.371	.728	1.329
%RSD	.3312	.3227	1.133	4.213	8.057	205.9
#1	5201.	686.7	297500.	9.169	9.470	.9473
#2	5167.	682.4	304100.	8.834	8.200	-.8083
#3	5180.	685.5	302300.	8.428	9.454	1.798
Check ?	Chk Pass	Chk Pass	Chk Fail	Chk Pass	Chk Pass	Chk Pass
High Limit			250000.			
Low Limit			-5000.			

Sample Name: 460-111961-B-3-F@5 Acquired: 4/14/2016 12:44:52 Type: Unk
Method: sw04052016(v9) Mode: CONC Corr. Factor: 1.000000
User: admin Custom ID1: Custom ID2: Custom ID3:
Comment:

Elem	Se196	Tl1908	V_2924	Zn2062	B_2089	Mo2020
Line	196.090 {472}	190.856 {477}	292.402 {115}	206.200 {463}	208.959 {461}	202.030 {467}
IS Ref	(Y_2243)	(Y_2243)	(Y_3600)	(Y_2243)	(Y_2243)	(Y_2243)
Units	ppb	ppb	ppb	ppb	ppb	ppb
Avg	**4.255**	**-.0654**	**1.431**	**328.4**	**18.17**	**-.2765**
Stddev	1.520	.8348	.255	1.3	.42	.1697
%RSD	35.71	1277.	17.85	.4072	2.335	61.36
#1	3.680	.8146	1.478	327.0	17.68	-.1413
#2	5.978	-.1646	1.660	328.7	18.48	-.2213
#3	3.107	-.8461	1.156	329.6	18.33	-.4669
Check ?	Chk Pass	Chk Pass	Chk Pass	Chk Pass	Chk Pass	Chk Pass
High Limit						
Low Limit						

Elem	Sn1899	Sr4077	Ti3349	Si2881
Line	189.989 {477}	407.771 { 83}	334.941 {101}	288.158 {117}
IS Ref	(Y_2243)	(Y_3710)	(Y_3600)	(Y_2243)
Units	ppb	ppb	ppb	ppb
Avg	**-.1021**	**101.3**	**6.023**	**1047.**
Stddev	.0398	.1	.215	23.
%RSD	38.98	.0885	3.572	2.188
#1	-.0621	101.4	6.194	1021.
#2	-.1417	101.3	6.093	1064.
#3	-.1025	101.2	5.781	1056.
Check ?	Chk Pass	Chk Pass	Chk Pass	Chk Pass
High Limit				
Low Limit				

Int. Std.	Y_2243	Y_3600	Y_3710
Line	224.306 {450}	360.073 { 94}	371.030 { 91}
Units	Cts/S	Cts/S	Cts/S
Avg	**2851.0**	**37200.**	**5072.9**
Stddev	14.2	448.	94.9
%RSD	.49776	1.2049	1.8704
#1	2866.1	36710.	4986.5
#2	2848.9	37588.	5174.5
#3	2837.9	37304.	5057.8

Sample Name: CCVL Acquired: 4/14/2016 12:56:54 Type: QC
Method: sw04052016(v9) Mode: CONC Corr. Factor: 1.000000
User: admin Custom ID1: Custom ID2: Custom ID3:
Comment:

Elem	Al3961	As1890	Ag3280	Ba2335	Be3130	Ca3181
Line	396.152 { 85}	189.042 {478}	328.068 {103}	233.527 {445}	313.042 {108}	318.128 {106}
IS Ref	(Y_3710)	(Y_2243)	(Y_3600)	(Y_2243)	(Y_3710)	(Y_3600)
Units	ppb	ppb	ppb	ppb	ppb	ppb
Avg	**192.8**	**14.83**	**9.315**	**214.5**	**1.907**	**5215.**
Stddev	7.6	2.52	.661	.7	.071	6.
%RSD	3.957	17.00	7.094	.3203	3.705	.1129
#1	184.0	17.29	9.832	214.0	1.904	5212.
#2	198.2	14.93	8.570	215.3	1.980	5221.
#3	196.1	12.26	9.542	214.2	1.839	5210.
Check ?	Chk Pass	Chk Pass	Chk Pass	Chk Pass	Chk Pass	Chk Pass
Value						
Range						

Elem	Cd2265	Co2286	Cr2677	Cu3247	Fe2714	K_7664
Line	226.502 {449}	228.616 {447}	267.716 {126}	324.754 {104}	271.441 {124}	766.490 { 44}
IS Ref	(Y_2243)	(Y_2243)	(Y_3600)	(Y_3600)	(Y_3600)	(Y_3710)
Units	ppb	ppb	ppb	ppb	ppb	ppb
Avg	**4.259**	**54.09**	**10.89**	**24.19**	**154.3**	**4817.**
Stddev	.073	.10	.73	.39	5.3	15.
%RSD	1.711	.1778	6.708	1.613	3.413	.3173
#1	4.219	53.99	10.09	24.12	152.8	4804.
#2	4.343	54.10	11.52	23.83	160.2	4834.
#3	4.215	54.19	11.05	24.61	150.0	4813.
Check ?	Chk Pass	Chk Pass	Chk Pass	Chk Pass	Chk Pass	Chk Pass
Value						
Range						

Elem	Mg2790	Mn2576	Na5895	Ni2316	Pb2203	Sb2068
Line	279.079 {121}	257.610 {131}	589.592 { 57}	231.604 {446}	220.353 {453}	206.833 {463}
IS Ref	(Y_3600)	(Y_3600)	(Y_3710)	(Y_2243)	(Y_2243)	(Y_2243)
Units	ppb	ppb	ppb	ppb	ppb	ppb
Avg	**4908.**	**16.31**	**4720.**	**43.96**	**10.44**	**18.78**
Stddev	17.	.03	10.	.17	1.67	.27
%RSD	.3460	.1577	.2190	.3914	16.01	1.440
#1	4919.	16.30	4727.	43.91	12.33	18.95
#2	4916.	16.34	4708.	43.82	9.174	18.46
#3	4888.	16.30	4724.	44.15	9.814	18.91
Check ?	Chk Pass	Chk Pass	Chk Pass	Chk Pass	Chk Pass	Chk Pass
Value						
Range						

Sample Name: CCVL Acquired: 4/14/2016 12:56:54 Type: QC
Method: sw04052016(v9) Mode: CONC Corr. Factor: 1.000000
User: admin Custom ID1: Custom ID2: Custom ID3:
Comment:

Elem	Se196	Tl1908	V_2924	Zn2062	B_2089	Mo2020
Line	196.090 {472}	190.856 {477}	292.402 {115}	206.200 {463}	208.959 {461}	202.030 {467}
IS Ref	(Y_2243)	(Y_2243)	(Y_3600)	(Y_2243)	(Y_2243)	(Y_2243)
Units	ppb	ppb	ppb	ppb	ppb	ppb
Avg	**21.89**	**23.07**	**51.80**	**32.11**	**50.24**	**20.40**
Stddev	3.51	1.61	.27	.13	.17	.21
%RSD	16.01	6.965	.5232	.4132	.3306	1.051
#1	24.29	22.47	51.72	32.25	50.14	20.16
#2	23.52	24.89	52.10	31.98	50.15	20.45
#3	17.87	21.85	51.58	32.11	50.44	20.58
Check ?	Chk Pass	Chk Pass	Chk Pass	Chk Pass	Chk Pass	Chk Pass
Value						
Range						

Elem	Sn1899	Sr4077	Ti3349	Si2881
Line	189.989 {477}	407.771 { 83}	334.941 {101}	288.158 {117}
IS Ref	(Y_2243)	(Y_3710)	(Y_3600)	(Y_2243)
Units	ppb	ppb	ppb	ppb
Avg	**51.89**	**20.47**	**20.16**	F **-5.735**
Stddev	.54	.20	.03	8.404
%RSD	1.046	1.001	.1607	146.5
#1	51.38	20.55	20.14	1.051
#2	52.46	20.24	20.19	-3.120
#3	51.82	20.63	20.13	-15.13
Check ?	Chk Pass	Chk Pass	Chk Pass	Chk Fail
Value				200.0
Range				-30.50%

Int. Std.	Y_2243	Y_3600	Y_3710
Line	224.306 {450}	360.073 { 94}	371.030 { 91}
Units	Cts/S	Cts/S	Cts/S
Avg	**3006.3**	**39713.**	**5258.9**
Stddev	23.3	202.	83.3
%RSD	.77600	.50912	1.5842
#1	2979.9	39546.	5277.1
#2	3024.0	39655.	5168.0
#3	3015.0	39937.	5331.6

Sample Name: LCS 460-362293/2-A Acquired: 4/14/2016 13:05:01 Type: QC
Method: sw04052016(v9) Mode: CONC Corr. Factor: 1.000000
User: admin Custom ID1: Custom ID2: Custom ID3:
Comment:

Elem	Al3961	As1890	Ag3280	Ba2335	Be3130	Ca3181
Line	396.152 { 85}	189.042 {478}	328.068 {103}	233.527 {445}	313.042 {108}	318.128 {106}
IS Ref	(Y_3710)	(Y_2243)	(Y_3600)	(Y_2243)	(Y_3710)	(Y_3600)
Units	ppb	ppb	ppb	ppb	ppb	ppb
Avg	**1855.**	**1832.**	**44.93**	**1968.**	**48.02**	**19110.**
Stddev	17.	11.	.16	5.	.42	53.
%RSD	.9198	.6216	.3513	.2754	.8810	.2782
#1	1856.	1845.	44.77	1974.	48.30	19140.
#2	1871.	1829.	44.93	1964.	48.23	19130.
#3	1837.	1823.	45.09	1966.	47.54	19050.
Check ?	Chk Pass	Chk Pass	Chk Pass	Chk Pass	Chk Pass	Chk Pass
Value						
Range						

Elem	Cd2265	Co2286	Cr2677	Cu3247	Fe2714	K_7664
Line	226.502 {449}	228.616 {447}	267.716 {126}	324.754 {104}	271.441 {124}	766.490 { 44}
IS Ref	(Y_2243)	(Y_2243)	(Y_3600)	(Y_3600)	(Y_3600)	(Y_3710)
Units	ppb	ppb	ppb	ppb	ppb	ppb
Avg	**49.43**	**493.3**	**203.6**	**230.1**	**964.3**	**17060.**
Stddev	.29	1.3	1.0	.6	9.8	94.
%RSD	.5845	.2695	.5153	.2684	1.012	.5485
#1	49.74	494.8	204.6	229.7	973.8	17110.
#2	49.17	492.5	203.8	230.8	954.3	17120.
#3	49.38	492.6	202.5	229.7	964.8	16950.
Check ?	Chk Pass	Chk Pass	Chk Pass	Chk Pass	Chk Pass	Chk Pass
Value						
Range						

Elem	Mg2790	Mn2576	Na5895	Ni2316	Pb2203	Sb2068
Line	279.079 {121}	257.610 {131}	589.592 { 57}	231.604 {446}	220.353 {453}	206.833 {463}
IS Ref	(Y_3600)	(Y_3600)	(Y_3710)	(Y_2243)	(Y_2243)	(Y_2243)
Units	ppb	ppb	ppb	ppb	ppb	ppb
Avg	**18120.**	**497.6**	**18190.**	**510.5**	**490.7**	**445.8**
Stddev	49.	1.1	120.	1.7	4.4	.6
%RSD	.2693	.2269	.6574	.3326	.8899	.1295
#1	18160.	498.3	18200.	512.1	495.3	446.4
#2	18130.	498.1	18300.	508.7	490.5	445.7
#3	18060.	496.3	18060.	510.7	486.5	445.3
Check ?	Chk Pass	Chk Pass	Chk Pass	Chk Pass	Chk Pass	Chk Pass
Value						
Range						

Sample Name: LCS 460-362293/2-A Acquired: 4/14/2016 13:05:01 Type: QC
Method: sw04052016(v9) Mode: CONC Corr. Factor: 1.000000
User: admin Custom ID1: Custom ID2: Custom ID3:
Comment:

Elem	Se196	Tl1908	V_2924	Zn2062	B_2089	Mo2020
Line	196.090 {472}	190.856 {477}	292.402 {115}	206.200 {463}	208.959 {461}	202.030 {467}
IS Ref	(Y_2243)	(Y_2243)	(Y_3600)	(Y_2243)	(Y_2243)	(Y_2243)
Units	ppb	ppb	ppb	ppb	ppb	ppb
Avg	**1864.**	**2073.**	**487.7**	**499.7**	**479.1**	**480.6**
Stddev	2.	13.	.9	1.2	1.1	.4
%RSD	.1148	.6125	.1782	.2472	.2249	.0807
#1	1862.	2087.	488.5	500.7	480.3	481.0
#2	1865.	2070.	487.8	500.1	479.1	480.2
#3	1865.	2062.	486.7	498.3	478.1	480.6
Check ?	Chk Pass	Chk Pass	Chk Pass	Chk Pass	Chk Pass	Chk Pass
Value						
Range						

Elem	Sn1899	Sr4077	Ti3349	Si2881
Line	189.989 {477}	407.771 { 83}	334.941 {101}	288.158 {117}
IS Ref	(Y_2243)	(Y_3710)	(Y_3600)	(Y_2243)
Units	ppb	ppb	ppb	ppb
Avg	**497.4**	**475.3**	**482.4**	**18.75**
Stddev	.4	1.4	1.2	12.33
%RSD	.0752	.2913	.2409	65.76
#1	497.6	476.2	483.6	11.83
#2	497.6	476.0	482.5	11.44
#3	497.0	473.7	481.2	32.99
Check ?	Chk Pass	Chk Pass	Chk Pass	None
Value				
Range				

Int. Std.	Y_2243	Y_3600	Y_3710
Line	224.306 {450}	360.073 { 94}	371.030 { 91}
Units	Cts/S	Cts/S	Cts/S
Avg	**2974.6**	**39396.**	**5175.4**
Stddev	1.0	105.	35.9
%RSD	.03194	.26752	.69426
#1	2973.6	39279.	5154.7
#2	2975.4	39425.	5154.6
#3	2974.9	39483.	5216.9

Sample Name: 460-110136-F-2-B Acquired: 4/14/2016 13:12:46 Type: Unk
Method: sw04052016(v9) Mode: CONC Corr. Factor: 1.000000
User: admin Custom ID1: Custom ID2: Custom ID3:
Comment:

Elem	Al3961	As1890	Ag3280	Ba2335	Be3130	Ca3181
Line	396.152 { 85}	189.042 {478}	328.068 {103}	233.527 {445}	313.042 {108}	318.128 {106}
IS Ref	(Y_3710)	(Y_2243)	(Y_3600)	(Y_2243)	(Y_3710)	(Y_3600)
Units	ppb	ppb	ppb	ppb	ppb	ppb
Avg	**38.81**	**-2.001**	**-.5923**	**72.72**	**.1598**	**13130.**
Stddev	7.82	1.174	.2263	.16	.0559	26.
%RSD	20.15	58.65	38.21	.2158	34.97	.1990
#1	46.22	-2.132	-.8028	72.59	.0959	13100.
#2	30.63	-3.104	-.6210	72.89	.1842	13130.
#3	39.59	-.7677	-.3529	72.67	.1994	13160.
Check ?	Chk Pass	Chk Pass	Chk Pass	Chk Pass	Chk Pass	Chk Pass
High Limit						
Low Limit						

Elem	Cd2265	Co2286	Cr2677	Cu3247	Fe2714	K_7664
Line	226.502 {449}	228.616 {447}	267.716 {126}	324.754 {104}	271.441 {124}	766.490 { 44}
IS Ref	(Y_2243)	(Y_2243)	(Y_3600)	(Y_3600)	(Y_3600)	(Y_3710)
Units	ppb	ppb	ppb	ppb	ppb	ppb
Avg	**.0897**	**-.0486**	**7.701**	**-.2810**	**1.871**	**6548.**
Stddev	.0494	.1911	.029	.1844	11.71	30.
%RSD	55.01	392.8	.3808	65.61	625.7	.4592
#1	.0959	-.1993	7.678	-.0826	12.95	6564.
#2	.1357	.1663	7.734	-.4470	3.033	6514.
#3	.0376	-.1129	7.690	-.3135	-10.37	6568.
Check ?	Chk Pass	Chk Pass	Chk Pass	Chk Pass	Chk Pass	Chk Pass
High Limit						
Low Limit						

Elem	Mg2790	Mn2576	Na5895	Ni2316	Pb2203	Sb2068
Line	279.079 {121}	257.610 {131}	589.592 { 57}	231.604 {446}	220.353 {453}	206.833 {463}
IS Ref	(Y_3600)	(Y_3600)	(Y_3710)	(Y_2243)	(Y_2243)	(Y_2243)
Units	ppb	ppb	ppb	ppb	ppb	ppb
Avg	**2584.**	**124.6**	**40560.**	**3.066**	**2.187**	**-.2354**
Stddev	8.	.1	55.	.475	.212	.6593
%RSD	.3276	.0881	.1368	15.49	9.693	280.0
#1	2581.	124.5	40620.	3.326	2.115	-.9910
#2	2578.	124.6	40540.	2.518	2.426	.0616
#3	2594.	124.7	40510.	3.355	2.021	.2231
Check ?	Chk Pass	Chk Pass	Chk Pass	Chk Pass	Chk Pass	Chk Pass
High Limit						
Low Limit						

Sample Name: 460-110136-F-2-B Acquired: 4/14/2016 13:12:46 Type: Unk
Method: sw04052016(v9) Mode: CONC Corr. Factor: 1.000000
User: admin Custom ID1: Custom ID2: Custom ID3:
Comment:

Elem	Se196	Tl1908	V_2924	Zn2062	B_2089	Mo2020
Line	196.090 {472}	190.856 {477}	292.402 {115}	206.200 {463}	208.959 {461}	202.030 {467}
IS Ref	(Y_2243)	(Y_2243)	(Y_3600)	(Y_2243)	(Y_2243)	(Y_2243)
Units	ppb	ppb	ppb	ppb	ppb	ppb
Avg	**.6414**	**-.7628**	**.0907**	**17.13**	**32.05**	**-.6753**
Stddev	1.552	1.362	.4495	.15	.65	.0370
%RSD	242.0	178.6	495.8	.8580	2.020	5.482
#1	-1.143	.6315	-.2740	17.03	32.18	-.6341
#2	1.681	-2.091	.5928	17.06	32.63	-.7059
#3	1.386	-.8289	-.0469	17.30	31.35	-.6857
Check ?	Chk Pass	Chk Pass	Chk Pass	Chk Pass	Chk Pass	Chk Pass
High Limit						
Low Limit						

Elem	Sn1899	Sr4077	Ti3349	Si2881
Line	189.989 {477}	407.771 { 83}	334.941 {101}	288.158 {117}
IS Ref	(Y_2243)	(Y_3710)	(Y_3600)	(Y_2243)
Units	ppb	ppb	ppb	ppb
Avg	**.4679**	**61.47**	**.3957**	**5135.**
Stddev	.3516	.15	.1657	33.
%RSD	75.14	.2361	41.89	.6455
#1	.8257	61.52	.5843	5133.
#2	.4551	61.30	.3295	5103.
#3	.1229	61.57	.2732	5170.
Check ?	Chk Pass	Chk Pass	Chk Pass	Chk Pass
High Limit				
Low Limit				

Int. Std.	Y_2243	Y_3600	Y_3710
Line	224.306 {450}	360.073 { 94}	371.030 { 91}
Units	Cts/S	Cts/S	Cts/S
Avg	**2960.5**	**38910.**	**5138.2**
Stddev	2.5	186.	8.1
%RSD	.08594	.47691	.15713
#1	2963.3	39123.	5147.5
#2	2959.8	38791.	5133.1
#3	2958.4	38815.	5134.1

Sample Name: 460-110136-F-2-D MS Acquired: 4/14/2016 13:20:53 Type: Unk
Method: sw04052016(v9) Mode: CONC Corr. Factor: 1.000000
User: admin Custom ID1: Custom ID2: Custom ID3:
Comment:

Elem	Al3961	As1890	Ag3280	Ba2335	Be3130	Ca3181
Line	396.152 { 85}	189.042 {478}	328.068 {103}	233.527 {445}	313.042 {108}	318.128 {106}
IS Ref	(Y_3710)	(Y_2243)	(Y_3600)	(Y_2243)	(Y_3710)	(Y_3600)
Units	ppb	ppb	ppb	ppb	ppb	ppb
Avg	**1919.**	**1894.**	**46.23**	**2084.**	**49.41**	**33100.**
Stddev	8.	6.	.42	3.	.13	141.
%RSD	.4225	.3038	.9029	.1315	.2636	.4269
#1	1920.	1897.	45.80	2087.	49.30	33120.
#2	1911.	1898.	46.63	2082.	49.55	33220.
#3	1927.	1888.	46.26	2082.	49.39	32950.
Check ?	Chk Pass	Chk Pass	Chk Pass	Chk Pass	Chk Pass	Chk Pass
High Limit						
Low Limit						

Elem	Cd2265	Co2286	Cr2677	Cu3247	Fe2714	K_7664
Line	226.502 {449}	228.616 {447}	267.716 {126}	324.754 {104}	271.441 {124}	766.490 { 44}
IS Ref	(Y_2243)	(Y_2243)	(Y_3600)	(Y_3600)	(Y_3600)	(Y_3710)
Units	ppb	ppb	ppb	ppb	ppb	ppb
Avg	**50.18**	**504.6**	**216.2**	**237.2**	**1003.**	**24090.**
Stddev	.12	.4	1.2	2.0	5.	111.
%RSD	.2487	.0703	.5512	.8269	.4613	.4587
#1	50.26	504.7	214.9	235.6	1004.	24100.
#2	50.04	505.0	216.3	236.5	998.2	24200.
#3	50.25	504.3	217.3	239.4	1007.	23980.
Check ?	Chk Pass	Chk Pass	Chk Pass	Chk Pass	Chk Pass	Chk Pass
High Limit						
Low Limit						

Elem	Mg2790	Mn2576	Na5895	Ni2316	Pb2203	Sb2068
Line	279.079 {121}	257.610 {131}	589.592 { 57}	231.604 {446}	220.353 {453}	206.833 {463}
IS Ref	(Y_3600)	(Y_3600)	(Y_3710)	(Y_2243)	(Y_2243)	(Y_2243)
Units	ppb	ppb	ppb	ppb	ppb	ppb
Avg	**21220.**	**635.4**	**59870.**	**522.3**	**503.5**	**458.1**
Stddev	56.	1.6	302.	1.0	1.0	.7
%RSD	.2648	.2465	.5041	.1874	.1955	.1435
#1	21270.	636.0	59690.	522.9	503.2	458.7
#2	21240.	636.6	60220.	521.2	502.7	457.4
#3	21160.	633.6	59700.	522.9	504.6	458.3
Check ?	Chk Pass	Chk Pass	Chk Pass	Chk Pass	Chk Pass	Chk Pass
High Limit						
Low Limit						

Sample Name: 460-110136-F-2-D MS Acquired: 4/14/2016 13:20:53 Type: Unk
Method: sw04052016(v9) Mode: CONC Corr. Factor: 1.000000
User: admin Custom ID1: Custom ID2: Custom ID3:
Comment:

Elem	Se196	Tl1908	V_2924	Zn2062	B_2089	Mo2020
Line	196.090 {472}	190.856 {477}	292.402 {115}	206.200 {463}	208.959 {461}	202.030 {467}
IS Ref	(Y_2243)	(Y_2243)	(Y_3600)	(Y_2243)	(Y_2243)	(Y_2243)
Units	ppb	ppb	ppb	ppb	ppb	ppb
Avg	**1903.**	**2090.**	**502.8**	**530.3**	**521.1**	**493.0**
Stddev	9.	4.	1.8	.9	2.8	.5
%RSD	.4756	.2005	.3496	.1791	.5298	.1083
#1	1902.	2086.	500.9	529.3	520.0	492.9
#2	1912.	2091.	503.3	530.3	524.2	493.6
#3	1894.	2094.	504.3	531.2	519.0	492.6
Check ?	Chk Pass	Chk Pass	Chk Pass	Chk Pass	Chk Pass	Chk Pass
High Limit						
Low Limit						

Elem	Sn1899	Sr4077	Ti3349	Si2881
Line	189.989 {477}	407.771 { 83}	334.941 {101}	288.158 {117}
IS Ref	(Y_2243)	(Y_3710)	(Y_3600)	(Y_2243)
Units	ppb	ppb	ppb	ppb
Avg	**509.4**	**546.1**	**497.2**	**5447.**
Stddev	1.1	1.9	.4	68.
%RSD	.2157	.3531	.0820	1.257
#1	509.5	545.8	497.4	5391.
#2	510.4	548.2	497.5	5426.
#3	508.2	544.3	496.7	5524.
Check ?	Chk Pass	Chk Pass	Chk Pass	Chk Pass
High Limit				
Low Limit				

Int. Std.	Y_2243	Y_3600	Y_3710
Line	224.306 {450}	360.073 { 94}	371.030 { 91}
Units	Cts/S	Cts/S	Cts/S
Avg	**2902.5**	**38226.**	**5101.6**
Stddev	10.8	121.	44.2
%RSD	.37283	.31552	.86596
#1	2908.5	38146.	5093.7
#2	2909.0	38168.	5061.8
#3	2890.0	38365.	5149.1

Sample Name: 460-110136-F-1-B Acquired: 4/14/2016 13:28:21 Type: Unk
Method: sw04052016(v9) Mode: CONC Corr. Factor: 1.000000
User: admin Custom ID1: Custom ID2: Custom ID3:
Comment:

Elem	Al3961	As1890	Ag3280	Ba2335	Be3130	Ca3181
Line	396.152 { 85}	189.042 {478}	328.068 {103}	233.527 {445}	313.042 {108}	318.128 {106}
IS Ref	(Y_3710)	(Y_2243)	(Y_3600)	(Y_2243)	(Y_3710)	(Y_3600)
Units	ppb	ppb	ppb	ppb	ppb	ppb
Avg	**21.33**	**-1.995**	**-.2513**	**56.31**	**-.0031**	**13680.**
Stddev	7.96	1.602	.5152	.21	.0361	29.
%RSD	37.32	80.34	205.0	.3659	1173.	.2102
#1	27.95	-2.349	-.7505	56.48	-.0166	13690.
#2	23.54	-.2445	-.2820	56.37	.0378	13650.
#3	12.50	-3.390	.2785	56.08	-.0305	13710.
Check ?	Chk Pass	Chk Pass	Chk Pass	Chk Pass	Chk Pass	Chk Pass
High Limit						
Low Limit						

Elem	Cd2265	Co2286	Cr2677	Cu3247	Fe2714	K_7664
Line	226.502 {449}	228.616 {447}	267.716 {126}	324.754 {104}	271.441 {124}	766.490 { 44}
IS Ref	(Y_2243)	(Y_2243)	(Y_3600)	(Y_3600)	(Y_3600)	(Y_3710)
Units	ppb	ppb	ppb	ppb	ppb	ppb
Avg	**.1744**	**-.1175**	**5.613**	**-.0478**	**-.1391**	**7507.**
Stddev	.1275	.2134	.212	.2478	6.561	15.
%RSD	73.07	181.7	3.772	518.6	4715.	.2051
#1	.2522	-.3129	5.688	-.3223	-7.452	7525.
#2	.2438	-.1497	5.777	.0195	1.805	7497.
#3	.0273	.1103	5.374	.1595	5.229	7500.
Check ?	Chk Pass	Chk Pass	Chk Pass	Chk Pass	Chk Pass	Chk Pass
High Limit						
Low Limit						

Elem	Mg2790	Mn2576	Na5895	Ni2316	Pb2203	Sb2068
Line	279.079 {121}	257.610 {131}	589.592 { 57}	231.604 {446}	220.353 {453}	206.833 {463}
IS Ref	(Y_3600)	(Y_3600)	(Y_3710)	(Y_2243)	(Y_2243)	(Y_2243)
Units	ppb	ppb	ppb	ppb	ppb	ppb
Avg	**2919.**	**172.0**	**31900.**	**33.07**	**3.471**	**.1062**
Stddev	21.	.6	180.	.19	.812	.6349
%RSD	.7293	.3728	.5628	.5767	23.40	597.8
#1	2909.	171.4	32100.	32.86	3.177	-.1805
#2	2904.	171.9	31800.	33.11	2.848	-.3348
#3	2944.	172.7	31790.	33.24	4.390	.8338
Check ?	Chk Pass	Chk Pass	Chk Pass	Chk Pass	Chk Pass	Chk Pass
High Limit						
Low Limit						

Sample Name: 460-110136-F-1-B Acquired: 4/14/2016 13:28:21 Type: Unk
Method: sw04052016(v9) Mode: CONC Corr. Factor: 1.000000
User: admin Custom ID1: Custom ID2: Custom ID3:
Comment:

Elem	Se196	Tl1908	V_2924	Zn2062	B_2089	Mo2020
Line	196.090 {472}	190.856 {477}	292.402 {115}	206.200 {463}	208.959 {461}	202.030 {467}
IS Ref	(Y_2243)	(Y_2243)	(Y_3600)	(Y_2243)	(Y_2243)	(Y_2243)
Units	ppb	ppb	ppb	ppb	ppb	ppb
Avg	**.4969**	**-.9434**	**.0637**	**15.84**	**23.42**	**-.5502**
Stddev	3.062	2.246	.5744	.08	.35	.1411
%RSD	616.4	238.1	901.8	.5107	1.515	25.65
#1	4.031	.9692	.3527	15.89	23.82	-.6214
#2	-1.376	-.3831	.4362	15.74	23.16	-.3877
#3	-1.165	-3.416	-.5978	15.88	23.27	-.6415
Check ?	Chk Pass	Chk Pass	Chk Pass	Chk Pass	Chk Pass	Chk Pass
High Limit						
Low Limit						

Elem	Sn1899	Sr4077	Ti3349	Si2881
Line	189.989 {477}	407.771 { 83}	334.941 {101}	288.158 {117}
IS Ref	(Y_2243)	(Y_3710)	(Y_3600)	(Y_2243)
Units	ppb	ppb	ppb	ppb
Avg	**.0171**	**89.20**	**.4201**	**7863.**
Stddev	.6458	.11	.2084	82.
%RSD	3776.	.1229	49.61	1.042
#1	.3655	89.10	.4252	7807.
#2	-.7281	89.19	.2091	7957.
#3	.4139	89.32	.6258	7825.
Check ?	Chk Pass	Chk Pass	Chk Pass	Chk Pass
High Limit				
Low Limit				

Int. Std.	Y_2243	Y_3600	Y_3710
Line	224.306 {450}	360.073 { 94}	371.030 { 91}
Units	Cts/S	Cts/S	Cts/S
Avg	**2948.8**	**39020.**	**5201.1**
Stddev	6.6	177.	50.6
%RSD	.22309	.45240	.97363
#1	2956.0	38983.	5167.1
#2	2943.1	39213.	5259.3
#3	2947.2	38866.	5176.9

Sample Name: 460-110136-F-4-B Acquired: 4/14/2016 13:36:25 Type: Unk
Method: sw04052016(v9) Mode: CONC Corr. Factor: 1.000000
User: admin Custom ID1: Custom ID2: Custom ID3:
Comment:

Elem	Al3961	As1890	Ag3280	Ba2335	Be3130	Ca3181
Line	396.152 { 85}	189.042 {478}	328.068 {103}	233.527 {445}	313.042 {108}	318.128 {106}
IS Ref	(Y_3710)	(Y_2243)	(Y_3600)	(Y_2243)	(Y_3710)	(Y_3600)
Units	ppb	ppb	ppb	ppb	ppb	ppb
Avg	**34.89**	**-1.148**	**.0621**	**69.90**	**-.0226**	**17530.**
Stddev	5.58	1.836	.1835	.13	.0622	115.
%RSD	16.00	159.9	295.3	.1925	274.8	.6533
#1	40.62	-3.144	.0550	69.75	-.0814	17420.
#2	29.48	.4689	.2491	69.97	.0425	17520.
#3	34.56	-.7689	-.1176	69.98	-.0290	17650.
Check ?	Chk Pass	Chk Pass	Chk Pass	Chk Pass	Chk Pass	Chk Pass
High Limit						
Low Limit						

Elem	Cd2265	Co2286	Cr2677	Cu3247	Fe2714	K_7664
Line	226.502 {449}	228.616 {447}	267.716 {126}	324.754 {104}	271.441 {124}	766.490 { 44}
IS Ref	(Y_2243)	(Y_2243)	(Y_3600)	(Y_3600)	(Y_3600)	(Y_3710)
Units	ppb	ppb	ppb	ppb	ppb	ppb
Avg	**.1986**	**.0072**	**33.16**	**-.2826**	**-6.914**	**4814.**
Stddev	.0437	.3191	.33	.0760	2.660	18.
%RSD	22.01	4421.	.9849	26.90	38.48	.3713
#1	.1673	-.2145	33.29	-.2742	-7.779	4798.
#2	.2486	-.1367	32.79	-.3624	-3.929	4810.
#3	.1800	.3729	33.40	-.2111	-9.034	4833.
Check ?	Chk Pass	Chk Pass	Chk Pass	Chk Pass	Chk Pass	Chk Pass
High Limit						
Low Limit						

Elem	Mg2790	Mn2576	Na5895	Ni2316	Pb2203	Sb2068
Line	279.079 {121}	257.610 {131}	589.592 { 57}	231.604 {446}	220.353 {453}	206.833 {463}
IS Ref	(Y_3600)	(Y_3600)	(Y_3710)	(Y_2243)	(Y_2243)	(Y_2243)
Units	ppb	ppb	ppb	ppb	ppb	ppb
Avg	**4404.**	**194.1**	**35450.**	**7.696**	**1.364**	**.1159**
Stddev	40.	.7	148.	.465	2.694	.2149
%RSD	.9165	.3438	.4170	6.037	197.5	185.3
#1	4358.	193.4	35500.	8.206	-1.705	.3521
#2	4417.	194.1	35570.	7.584	2.455	.0638
#3	4435.	194.7	35280.	7.297	3.342	-.0680
Check ?	Chk Pass	Chk Pass	Chk Pass	Chk Pass	Chk Pass	Chk Pass
High Limit						
Low Limit						

Sample Name: 460-110136-F-4-B Acquired: 4/14/2016 13:36:25 Type: Unk
Method: sw04052016(v9) Mode: CONC Corr. Factor: 1.000000
User: admin Custom ID1: Custom ID2: Custom ID3:
Comment:

Elem	Se196	Tl1908	V_2924	Zn2062	B_2089	Mo2020
Line	196.090 {472}	190.856 {477}	292.402 {115}	206.200 {463}	208.959 {461}	202.030 {467}
IS Ref	(Y_2243)	(Y_2243)	(Y_3600)	(Y_2243)	(Y_2243)	(Y_2243)
Units	ppb	ppb	ppb	ppb	ppb	ppb
Avg	**-2.086**	**-1.078**	**.0221**	**14.02**	**38.97**	**-.6302**
Stddev	3.587	1.188	.2398	.15	.61	.1127
%RSD	172.0	110.2	1084.	1.050	1.567	17.89
#1	.7132	-.0705	-.0974	13.86	39.39	-.5907
#2	-6.129	-2.388	-.1344	14.14	39.25	-.7574
#3	-.8408	-.7756	.2982	14.05	38.27	-.5427
Check ?	Chk Pass	Chk Pass	Chk Pass	Chk Pass	Chk Pass	Chk Pass
High Limit						
Low Limit						

Elem	Sn1899	Sr4077	Ti3349	Si2881
Line	189.989 {477}	407.771 { 83}	334.941 {101}	288.158 {117}
IS Ref	(Y_2243)	(Y_3710)	(Y_3600)	(Y_2243)
Units	ppb	ppb	ppb	ppb
Avg	**.1056**	**95.56**	**.6252**	**4851.**
Stddev	.4655	.16	.1875	106.
%RSD	441.0	.1693	29.99	2.190
#1	-.2693	95.74	.4386	4968.
#2	-.0407	95.50	.8135	4824.
#3	.6266	95.44	.6234	4761.
Check ?	Chk Pass	Chk Pass	Chk Pass	Chk Pass
High Limit				
Low Limit				

Int. Std.	Y_2243	Y_3600	Y_3710
Line	224.306 {450}	360.073 { 94}	371.030 { 91}
Units	Cts/S	Cts/S	Cts/S
Avg	**2937.0**	**38965.**	**5186.0**
Stddev	2.8	299.	96.9
%RSD	.09423	.76715	1.8688
#1	2939.5	39289.	5288.3
#2	2937.5	38906.	5174.1
#3	2934.0	38700.	5095.5

Sample Name: icsab 4305092 Acquired: 4/14/2016 12:12:40 Type: QC
Method: sw04052016(v9) Mode: CONC Corr. Factor: 1.000000
User: admin Custom ID1: Custom ID2: Custom ID3:
Comment:

Elem	Al3961	As1890	Ag3280	Ba2335	Be3130	Ca3181
Line	396.152 { 85}	189.042 {478}	328.068 {103}	233.527 {445}	313.042 {108}	318.128 {106}
IS Ref	(Y_3710)	(Y_2243)	(Y_3600)	(Y_2243)	(Y_3710)	(Y_3600)
Units	ppb	ppb	ppb	ppb	ppb	ppb
Avg	**519200.**	**98.82**	**108.5**	**101.8**	**100.6**	**529400.**
Stddev	404.	2.13	.2	.5	.1	1647.
%RSD	.0777	2.158	.1692	.4457	.1446	.3111
#1	518900.	99.06	108.6	101.7	100.5	529500.
#2	519100.	96.58	108.3	101.5	100.7	527700.
#3	519700.	100.8	108.5	102.3	100.7	531000.
Check ?	Chk Pass	Chk Pass	Chk Pass	Chk Pass	Chk Pass	Chk Pass
High Limit						
Low Limit						

Elem	Cd2265	Co2286	Cr2677	Cu3247	Fe2714	K_7664
Line	226.502 {449}	228.616 {447}	267.716 {126}	324.754 {104}	271.441 {124}	766.490 { 44}
IS Ref	(Y_2243)	(Y_2243)	(Y_3600)	(Y_3600)	(Y_3600)	(Y_3710)
Units	ppb	ppb	ppb	ppb	ppb	ppb
Avg	**98.21**	**94.67**	**102.1**	**105.0**	**203200.**	**10350.**
Stddev	.57	.26	.9	.2	299.	20.
%RSD	.5830	.2788	.9289	.2321	.1471	.1891
#1	97.64	94.39	102.4	105.2	203400.	10370.
#2	98.22	94.92	101.1	104.8	202800.	10330.
#3	98.78	94.71	102.9	105.1	203300.	10340.
Check ?	Chk Pass	Chk Pass	Chk Pass	Chk Pass	Chk Pass	Chk Pass
High Limit						
Low Limit						

Elem	Mg2790	Mn2576	Na5895	Ni2316	Pb2203	Sb2068
Line	279.079 {121}	257.610 {131}	589.592 { 57}	231.604 {446}	220.353 {453}	206.833 {463}
IS Ref	(Y_3600)	(Y_3600)	(Y_3710)	(Y_2243)	(Y_2243)	(Y_2243)
Units	ppb	ppb	ppb	ppb	ppb	ppb
Avg	**523100.**	**108.4**	**10350.**	**97.20**	**97.12**	**98.42**
Stddev	1757.	.5	22.	.72	1.52	3.12
%RSD	.3358	.4906	.2080	.7368	1.564	3.173
#1	524700.	109.0	10330.	96.91	98.32	94.81
#2	523300.	107.9	10340.	96.67	95.41	100.3
#3	521200.	108.4	10370.	98.02	97.62	100.1
Check ?	Chk Pass	Chk Pass	Chk Pass	Chk Pass	Chk Pass	Chk Pass
High Limit						
Low Limit						

Sample Name: icsab 4305092 Acquired: 4/14/2016 12:12:40 Type: QC
Method: sw04052016(v9) Mode: CONC Corr. Factor: 1.000000
User: admin Custom ID1: Custom ID2: Custom ID3:
Comment:

Elem	Se196	Tl1908	V_2924	Zn2062	B_2089	Mo2020
Line	196.090 {472}	190.856 {477}	292.402 {115}	206.200 {463}	208.959 {461}	202.030 {467}
IS Ref	(Y_2243)	(Y_2243)	(Y_3600)	(Y_2243)	(Y_2243)	(Y_2243)
Units	ppb	ppb	ppb	ppb	ppb	ppb
Avg	**104.4**	**96.82**	**80.70**	**93.50**	**91.94**	**97.16**
Stddev	8.0	4.97	.43	.41	.66	.44
%RSD	7.659	5.130	.5351	.4439	.7153	.4541
#1	109.5	91.87	80.41	93.57	92.43	96.67
#2	108.6	96.80	81.20	93.88	91.19	97.30
#3	95.19	101.8	80.50	93.06	92.21	97.52
Check ?	Chk Pass	Chk Pass	Chk Pass	Chk Pass	Chk Pass	Chk Pass
High Limit						
Low Limit						

Elem	Sn1899	Sr4077	Ti3349	Si2881
Line	189.989 {477}	407.771 { 83}	334.941 {101}	288.158 {117}
IS Ref	(Y_2243)	(Y_3710)	(Y_3600)	(Y_2243)
Units	ppb	ppb	ppb	ppb
Avg	**102.8**	**101.6**	**103.6**	**42.17**
Stddev	1.2	.1	.3	5.97
%RSD	1.180	.1264	.2890	14.15
#1	101.5	101.6	104.0	48.65
#2	103.4	101.4	103.5	40.98
#3	103.7	101.7	103.4	36.89
Check ?	Chk Pass	Chk Pass	Chk Pass	Chk Pass
High Limit				
Low Limit				

Int. Std.	Y_2243	Y_3600	Y_3710
Line	224.306 {450}	360.073 { 94}	371.030 { 91}
Units	Cts/S	Cts/S	Cts/S
Avg	**2782.3**	**36098.**	**5173.6**
Stddev	7.9	119.	57.1
%RSD	.28266	.33012	1.1036
#1	2776.1	35970.	5198.3
#2	2791.1	36206.	5108.3
#3	2779.6	36119.	5214.2

Sample Name: 460-110136-F-5-B Acquired: 4/14/2016 13:52:28 Type: Unk
Method: sw04052016(v9) Mode: CONC Corr. Factor: 1.000000
User: admin Custom ID1: Custom ID2: Custom ID3:
Comment:

Elem	Al3961	As1890	Ag3280	Ba2335	Be3130	Ca3181
Line	396.152 { 85}	189.042 {478}	328.068 {103}	233.527 {445}	313.042 {108}	318.128 {106}
IS Ref	(Y_3710)	(Y_2243)	(Y_3600)	(Y_2243)	(Y_3710)	(Y_3600)
Units	ppb	ppb	ppb	ppb	ppb	ppb
Avg	**273.1**	**.8977**	**.5495**	**1.548**	**.0559**	**1507.**
Stddev	4.6	1.920	.2356	.265	.0844	14.
%RSD	1.675	213.9	42.87	17.10	151.0	.9581
#1	278.1	-1.199	.2808	1.773	-.0142	1492.
#2	269.0	1.322	.6478	1.615	.0324	1520.
#3	272.3	2.570	.7201	1.257	.1496	1508.
Check ?	Chk Pass	Chk Pass	Chk Pass	Chk Pass	Chk Pass	Chk Pass
High Limit						
Low Limit						

Elem	Cd2265	Co2286	Cr2677	Cu3247	Fe2714	K_7664
Line	226.502 {449}	228.616 {447}	267.716 {126}	324.754 {104}	271.441 {124}	766.490 { 44}
IS Ref	(Y_2243)	(Y_2243)	(Y_3600)	(Y_3600)	(Y_3600)	(Y_3710)
Units	ppb	ppb	ppb	ppb	ppb	ppb
Avg	**-.0891**	**.4097**	**.8955**	**1.850**	**274.4**	**447.3**
Stddev	.0791	.1293	.1550	.131	2.6	16.7
%RSD	88.72	31.55	17.31	7.104	.9539	3.722
#1	-.1324	.5531	1.071	1.977	271.5	431.7
#2	.0021	.3020	.7766	1.858	275.2	464.8
#3	-.1371	.3740	.8391	1.715	276.6	445.3
Check ?	Chk Pass	Chk Pass	Chk Pass	Chk Pass	Chk Pass	Chk Pass
High Limit						
Low Limit						

Elem	Mg2790	Mn2576	Na5895	Ni2316	Pb2203	Sb2068
Line	279.079 {121}	257.610 {131}	589.592 { 57}	231.604 {446}	220.353 {453}	206.833 {463}
IS Ref	(Y_3600)	(Y_3600)	(Y_3710)	(Y_2243)	(Y_2243)	(Y_2243)
Units	ppb	ppb	ppb	ppb	ppb	ppb
Avg	**479.7**	**16.42**	**3881.**	**1.338**	**3.967**	**-.4366**
Stddev	7.1	.19	12.	.189	.726	.2362
%RSD	1.486	1.161	.3211	14.14	18.31	54.10
#1	471.6	16.21	3890.	1.215	3.136	-.1685
#2	482.2	16.58	3867.	1.556	4.287	-.5274
#3	485.1	16.46	3887.	1.243	4.479	-.6138
Check ?	Chk Pass	Chk Pass	Chk Pass	Chk Pass	Chk Pass	Chk Pass
High Limit						
Low Limit						

Sample Name: 460-110136-F-5-B Acquired: 4/14/2016 13:52:28 Type: Unk
Method: sw04052016(v9) Mode: CONC Corr. Factor: 1.000000
User: admin Custom ID1: Custom ID2: Custom ID3:
Comment:

Elem	Se196	Tl1908	V_2924	Zn2062	B_2089	Mo2020
Line	196.090 {472}	190.856 {477}	292.402 {115}	206.200 {463}	208.959 {461}	202.030 {467}
IS Ref	(Y_2243)	(Y_2243)	(Y_3600)	(Y_2243)	(Y_2243)	(Y_2243)
Units	ppb	ppb	ppb	ppb	ppb	ppb
Avg	**2.606**	**-.9581**	**1.102**	**8.475**	**13.03**	**-.5756**
Stddev	2.159	1.364	.426	.170	.37	.1677
%RSD	82.85	142.3	38.65	2.002	2.838	29.14
#1	4.865	-2.270	1.497	8.292	13.43	-.4045
#2	2.391	.4519	1.157	8.628	12.70	-.5827
#3	.5627	-1.056	.6508	8.506	12.95	-.7397
Check ?	Chk Pass	Chk Pass	Chk Pass	Chk Pass	Chk Pass	Chk Pass
High Limit						
Low Limit						

Elem	Sn1899	Sr4077	Ti3349	Si2881
Line	189.989 {477}	407.771 { 83}	334.941 {101}	288.158 {117}
IS Ref	(Y_2243)	(Y_3710)	(Y_3600)	(Y_2243)
Units	ppb	ppb	ppb	ppb
Avg	**.5690**	**6.439**	**70.93**	**4165.**
Stddev	.6511	.033	.46	6.
%RSD	114.4	.5074	.6550	.1390
#1	-.1826	6.461	70.40	4161.
#2	.9294	6.455	71.22	4171.
#3	.9603	6.402	71.18	4163.
Check ?	Chk Pass	Chk Pass	Chk Pass	Chk Pass
High Limit				
Low Limit				

Int. Std.	Y_2243	Y_3600	Y_3710
Line	224.306 {450}	360.073 { 94}	371.030 { 91}
Units	Cts/S	Cts/S	Cts/S
Avg	**2993.9**	**40320.**	**5394.0**
Stddev	3.2	256.	54.9
%RSD	.10607	.63516	1.0169
#1	2995.3	40614.	5415.6
#2	2990.2	40140.	5434.8
#3	2996.1	40208.	5331.7

Sample Name: 460-111956-A-1-C DU Acquired: 4/14/2016 12:25:02 Type: Unk
Method: sw04052016(v9) Mode: CONC Corr. Factor: 1.000000
User: admin Custom ID1: Custom ID2: Custom ID3:
Comment:

Elem	Al3961	As1890	Ag3280	Ba2335	Be3130	Ca3181
Line	396.152 { 85}	189.042 {478}	328.068 {103}	233.527 {445}	313.042 {108}	318.128 {106}
IS Ref	(Y_3710)	(Y_2243)	(Y_3600)	(Y_2243)	(Y_3710)	(Y_3600)
Units	ppb	ppb	ppb	ppb	ppb	ppb
Avg	**6.068**	**.6547**	**-.1880**	**7.665**	**-.0194**	**3835.**
Stddev	13.73	2.825	.4440	.075	.0767	24.
%RSD	226.2	431.4	236.2	.9761	396.1	.6276
#1	-6.592	3.237	.2210	7.581	.0555	3810.
#2	4.140	-2.362	-.6602	7.726	-.0158	3838.
#3	20.66	1.089	-.1246	7.687	-.0978	3858.
Check ?	Chk Pass	Chk Pass	Chk Pass	Chk Pass	Chk Pass	Chk Pass
High Limit						
Low Limit						

Elem	Cd2265	Co2286	Cr2677	Cu3247	Fe2714	K_7664
Line	226.502 {449}	228.616 {447}	267.716 {126}	324.754 {104}	271.441 {124}	766.490 { 44}
IS Ref	(Y_2243)	(Y_2243)	(Y_3600)	(Y_3600)	(Y_3600)	(Y_3710)
Units	ppb	ppb	ppb	ppb	ppb	ppb
Avg	**-.0152**	**-.1634**	**.5998**	**.4368**	**113.0**	**2294.**
Stddev	.0361	.3549	.8262	.8707	3.2	12.
%RSD	237.5	217.2	137.8	199.3	2.837	.5058
#1	-.0541	-.4248	1.399	1.422	109.8	2293.
#2	-.0086	.2406	-.2508	.1180	116.2	2306.
#3	.0171	-.3061	.6509	-.2296	112.9	2283.
Check ?	Chk Pass	Chk Pass	Chk Pass	Chk Pass	Chk Pass	Chk Pass
High Limit						
Low Limit						

Elem	Mg2790	Mn2576	Na5895	Ni2316	Pb2203	Sb2068
Line	279.079 {121}	257.610 {131}	589.592 { 57}	231.604 {446}	220.353 {453}	206.833 {463}
IS Ref	(Y_3600)	(Y_3600)	(Y_3710)	(Y_2243)	(Y_2243)	(Y_2243)
Units	ppb	ppb	ppb	ppb	ppb	ppb
Avg	**589.9**	**34.80**	**52240.**	**1.589**	**-.4585**	**-.0813**
Stddev	1.6	.61	277.	.316	1.199	1.481
%RSD	.2652	1.767	.5303	19.86	261.5	1821.
#1	590.5	35.50	51920.	1.951	-.5751	-1.523
#2	591.1	34.49	52410.	1.448	-1.595	1.436
#3	588.2	34.39	52380.	1.369	.7944	-.1567
Check ?	Chk Pass	Chk Pass	Chk Pass	Chk Pass	Chk Pass	Chk Pass
High Limit						
Low Limit						

Sample Name: 460-111956-A-1-C DU Acquired: 4/14/2016 12:25:02 Type: Unk
Method: sw04052016(v9) Mode: CONC Corr. Factor: 1.000000
User: admin Custom ID1: Custom ID2: Custom ID3:
Comment:

Elem	Se196	Tl1908	V_2924	Zn2062	B_2089	Mo2020
Line	196.090 {472}	190.856 {477}	292.402 {115}	206.200 {463}	208.959 {461}	202.030 {467}
IS Ref	(Y_2243)	(Y_2243)	(Y_3600)	(Y_2243)	(Y_2243)	(Y_2243)
Units	ppb	ppb	ppb	ppb	ppb	ppb
Avg	**.1308**	**.5313**	**.3763**	**1.473**	**5.908**	**2.870**
Stddev	3.413	1.391	.2841	.143	.168	1.231
%RSD	2610.	261.8	75.49	9.732	2.839	42.90
#1	-3.420	2.135	.6338	1.577	5.723	4.213
#2	3.387	-.3555	.0715	1.532	5.948	2.602
#3	.4252	-.1853	.4236	1.309	6.051	1.795
Check ?	Chk Pass	Chk Pass	Chk Pass	Chk Pass	Chk Pass	Chk Pass
High Limit						
Low Limit						

Elem	Sn1899	Sr4077	Ti3349	Si2881
Line	189.989 {477}	407.771 { 83}	334.941 {101}	288.158 {117}
IS Ref	(Y_2243)	(Y_3710)	(Y_3600)	(Y_2243)
Units	ppb	ppb	ppb	ppb
Avg	**.5709**	**35.06**	**.7939**	**211.6**
Stddev	.6745	.07	.8936	.3
%RSD	118.1	.1878	112.6	.1467
#1	-.1154	34.98	1.823	211.6
#2	1.233	35.11	.3435	211.3
#3	.5954	35.07	.2150	211.9
Check ?	Chk Pass	Chk Pass	Chk Pass	Chk Pass
High Limit				
Low Limit				

Int. Std.	Y_2243	Y_3600	Y_3710
Line	224.306 {450}	360.073 { 94}	371.030 { 91}
Units	Cts/S	Cts/S	Cts/S
Avg	**3013.4**	**39843.**	**5318.3**
Stddev	5.3	231.	74.0
%RSD	.17529	.57863	1.3908
#1	3019.5	40107.	5401.3
#2	3010.7	39744.	5259.3
#3	3010.0	39678.	5294.4

Sample Name: 460-111956-A-1-D MS Acquired: 4/14/2016 12:37:10 Type: Unk
Method: sw04052016(v9) Mode: CONC Corr. Factor: 1.000000
User: admin Custom ID1: Custom ID2: Custom ID3:
Comment:

Elem	Al3961	As1890	Ag3280	Ba2335	Be3130	Ca3181
Line	396.152 { 85}	189.042 {478}	328.068 {103}	233.527 {445}	313.042 {108}	318.128 {106}
IS Ref	(Y_3710)	(Y_2243)	(Y_3600)	(Y_2243)	(Y_3710)	(Y_3600)
Units	ppb	ppb	ppb	ppb	ppb	ppb
Avg	**211.3**	**482.9**	**21.77**	**496.9**	**46.23**	**1316.**
Stddev	7.5	1.0	.79	1.7	.16	5.
%RSD	3.536	.2080	3.628	.3410	.3418	.3510
#1	215.7	481.9	22.30	496.8	46.38	1313.
#2	202.7	483.9	20.86	498.6	46.24	1314.
#3	215.6	482.9	22.13	495.2	46.06	1321.
Check ?	Chk Pass	Chk Pass	Chk Pass	Chk Pass	Chk Pass	Chk Pass
High Limit						
Low Limit						

Elem	Cd2265	Co2286	Cr2677	Cu3247	Fe2714	K_7664
Line	226.502 {449}	228.616 {447}	267.716 {126}	324.754 {104}	271.441 {124}	766.490 { 44}
IS Ref	(Y_2243)	(Y_2243)	(Y_3600)	(Y_3600)	(Y_3600)	(Y_3710)
Units	ppb	ppb	ppb	ppb	ppb	ppb
Avg	**49.86**	**56.56**	**242.8**	**47.81**	**79.48**	**942.4**
Stddev	.07	.26	.7	.34	4.61	11.9
%RSD	.1476	.4659	.2751	.7110	5.798	1.258
#1	49.82	56.66	242.3	48.11	80.89	933.4
#2	49.82	56.75	242.6	47.87	74.33	955.8
#3	49.95	56.26	243.6	47.44	83.22	938.0
Check ?	Chk Pass	Chk Pass	Chk Pass	Chk Pass	Chk Pass	Chk Pass
High Limit						
Low Limit						

Elem	Mg2790	Mn2576	Na5895	Ni2316	Pb2203	Sb2068
Line	279.079 {121}	257.610 {131}	589.592 { 57}	231.604 {446}	220.353 {453}	206.833 {463}
IS Ref	(Y_3600)	(Y_3600)	(Y_3710)	(Y_2243)	(Y_2243)	(Y_2243)
Units	ppb	ppb	ppb	ppb	ppb	ppb
Avg	**1014.**	**52.62**	**65580.**	**119.0**	**240.3**	**137.5**
Stddev	2.	.33	455.	.8	1.3	1.2
%RSD	.1812	.6278	.6943	.6463	.5591	.8940
#1	1013.	52.30	66090.	119.2	241.8	138.9
#2	1012.	52.58	65440.	119.6	239.9	137.0
#3	1016.	52.96	65210.	118.1	239.2	136.6
Check ?	Chk Pass	Chk Pass	Chk Pass	Chk Pass	Chk Pass	Chk Pass
High Limit						
Low Limit						

Sample Name: 460-111956-A-1-D MS Acquired: 4/14/2016 12:37:10 Type: Unk
Method: sw04052016(v9) Mode: CONC Corr. Factor: 1.000000
User: admin Custom ID1: Custom ID2: Custom ID3:
Comment:

Elem	Se196	Tl1908	V_2924	Zn2062	B_2089	Mo2020
Line	196.090 {472}	190.856 {477}	292.402 {115}	206.200 {463}	208.959 {461}	202.030 {467}
IS Ref	(Y_2243)	(Y_2243)	(Y_3600)	(Y_2243)	(Y_2243)	(Y_2243)
Units	ppb	ppb	ppb	ppb	ppb	ppb
Avg	**48.30**	**52.23**	**52.55**	**53.48**	**50.66**	**49.57**
Stddev	2.61	2.17	.37	.36	.98	.12
%RSD	5.411	4.156	.6956	.6764	1.931	.2448
#1	50.62	53.74	52.47	53.07	51.74	49.69
#2	45.47	49.74	52.95	53.59	49.82	49.58
#3	48.80	53.20	52.23	53.77	50.44	49.45
Check ?	Chk Pass	Chk Pass	Chk Pass	Chk Pass	Chk Pass	Chk Pass
High Limit						
Low Limit						

Elem	Sn1899	Sr4077	Ti3349	Si2881
Line	189.989 {477}	407.771 { 83}	334.941 {101}	288.158 {117}
IS Ref	(Y_2243)	(Y_3710)	(Y_3600)	(Y_2243)
Units	ppb	ppb	ppb	ppb
Avg	**47.46**	**10.37**	**48.59**	**613.5**
Stddev	.48	.28	.16	7.8
%RSD	1.016	2.735	.3220	1.277
#1	46.91	10.57	48.43	621.7
#2	47.82	10.50	48.74	606.1
#3	47.64	10.04	48.60	612.8
Check ?	Chk Pass	Chk Pass	Chk Pass	Chk Pass
High Limit				
Low Limit				

Int. Std.	Y_2243	Y_3600	Y_3710
Line	224.306 {450}	360.073 { 94}	371.030 { 91}
Units	Cts/S	Cts/S	Cts/S
Avg	**2941.9**	**38716.**	**5176.8**
Stddev	16.7	267.	54.0
%RSD	.56751	.68929	1.0436
#1	2943.2	38984.	5228.6
#2	2924.5	38713.	5181.1
#3	2957.8	38451.	5120.8

Sample Name: pds 460-111956-A-1-B Acquired: 4/14/2016 12:41:09 Type: Unk
Method: sw04052016(v9) Mode: CONC Corr. Factor: 1.000000
User: admin Custom ID1: Custom ID2: Custom ID3:
Comment:

Elem	Al3961	As1890	Ag3280	Ba2335	Be3130	Ca3181
Line	396.152 { 85}	189.042 {478}	328.068 {103}	233.527 {445}	313.042 {108}	318.128 {106}
IS Ref	(Y_3710)	(Y_2243)	(Y_3600)	(Y_2243)	(Y_3710)	(Y_3600)
Units	ppb	ppb	ppb	ppb	ppb	ppb
Avg	**1798.**	**1780.**	**43.93**	**1899.**	**46.68**	**22310.**
Stddev	12.	6.	.49	7.	.13	42.
%RSD	.6830	.3385	1.112	.3528	.2887	.1868
#1	1796.	1774.	44.49	1893.	46.82	22350.
#2	1787.	1781.	43.68	1898.	46.66	22270.
#3	1811.	1786.	43.61	1906.	46.56	22320.
Check ?	Chk Pass	Chk Pass	Chk Pass	Chk Pass	Chk Pass	Chk Pass
High Limit						
Low Limit						

Elem	Cd2265	Co2286	Cr2677	Cu3247	Fe2714	K_7664
Line	226.502 {449}	228.616 {447}	267.716 {126}	324.754 {104}	271.441 {124}	766.490 { 44}
IS Ref	(Y_2243)	(Y_2243)	(Y_3600)	(Y_3600)	(Y_3600)	(Y_3710)
Units	ppb	ppb	ppb	ppb	ppb	ppb
Avg	**47.65**	**475.2**	**195.9**	**224.2**	**1043.**	**18830.**
Stddev	.07	.2	1.0	.4	11.	6.
%RSD	.1510	.0506	.5003	.1756	1.016	.0315
#1	47.71	475.1	194.8	224.4	1031.	18830.
#2	47.67	475.1	196.7	224.5	1050.	18820.
#3	47.57	475.5	196.3	223.7	1048.	18830.
Check ?	Chk Pass	Chk Pass	Chk Pass	Chk Pass	Chk Pass	Chk Pass
High Limit						
Low Limit						

Elem	Mg2790	Mn2576	Na5895	Ni2316	Pb2203	Sb2068
Line	279.079 {121}	257.610 {131}	589.592 { 57}	231.604 {446}	220.353 {453}	206.833 {463}
IS Ref	(Y_3600)	(Y_3600)	(Y_3710)	(Y_2243)	(Y_2243)	(Y_2243)
Units	ppb	ppb	ppb	ppb	ppb	ppb
Avg	**18220.**	**513.4**	**68140.**	**492.0**	**475.4**	**429.8**
Stddev	39.	.4	68.	1.3	1.3	2.2
%RSD	.2138	.0689	.1005	.2616	.2686	.5100
#1	18270.	513.8	68130.	491.5	476.6	431.2
#2	18200.	513.1	68080.	491.1	474.0	427.3
#3	18200.	513.4	68210.	493.5	475.6	430.9
Check ?	Chk Pass	Chk Pass	Chk Pass	Chk Pass	Chk Pass	Chk Pass
High Limit						
Low Limit						

Sample Name: pds 460-111956-A-1-B Acquired: 4/14/2016 12:41:09 Type: Unk
Method: sw04052016(v9) Mode: CONC Corr. Factor: 1.000000
User: admin Custom ID1: Custom ID2: Custom ID3:
Comment:

Elem	Se196	Tl1908	V_2924	Zn2062	B_2089	Mo2020
Line	196.090 {472}	190.856 {477}	292.402 {115}	206.200 {463}	208.959 {461}	202.030 {467}
IS Ref	(Y_2243)	(Y_2243)	(Y_3600)	(Y_2243)	(Y_2243)	(Y_2243)
Units	ppb	ppb	ppb	ppb	ppb	ppb
Avg	**1816.**	**1986.**	**472.6**	**488.2**	**474.4**	**464.8**
Stddev	7.	1.	1.2	1.6	1.2	1.7
%RSD	.4042	.0613	.2559	.3299	.2531	.3760
#1	1809.	1987.	473.0	487.0	473.2	463.1
#2	1815.	1985.	473.6	487.6	474.4	464.6
#3	1824.	1987.	471.3	490.0	475.6	466.6
Check ?	Chk Pass	Chk Pass	Chk Pass	Chk Pass	Chk Pass	Chk Pass
High Limit						
Low Limit						

Elem	Sn1899	Sr4077	Ti3349	Si2881
Line	189.989 {477}	407.771 { 83}	334.941 {101}	288.158 {117}
IS Ref	(Y_2243)	(Y_3710)	(Y_3600)	(Y_2243)
Units	ppb	ppb	ppb	ppb
Avg	**478.6**	**491.5**	**468.1**	**250.1**
Stddev	1.7	1.5	.4	8.4
%RSD	.3580	.2996	.0772	3.361
#1	476.8	492.5	468.5	240.8
#2	479.0	489.8	468.0	257.2
#3	480.1	492.0	467.8	252.3
Check ?	Chk Pass	Chk Pass	Chk Pass	Chk Pass
High Limit				
Low Limit				

Int. Std.	Y_2243	Y_3600	Y_3710
Line	224.306 {450}	360.073 { 94}	371.030 { 91}
Units	Cts/S	Cts/S	Cts/S
Avg	**2932.7**	**38616.**	**5122.8**
Stddev	4.7	61.	27.9
%RSD	.16077	.15799	.54399
#1	2932.0	38546.	5150.7
#2	2937.7	38656.	5122.6
#3	2928.4	38646.	5095.0

Sample Name: 460-111872-D-5-B Acquired: 4/14/2016 14:16:57 Type: Unk
Method: sw04052016(v9) Mode: CONC Corr. Factor: 1.000000
User: admin Custom ID1: Custom ID2: Custom ID3:
Comment:

Elem	Al3961	As1890	Ag3280	Ba2335	Be3130	Ca3181
Line	396.152 { 85}	189.042 {478}	328.068 {103}	233.527 {445}	313.042 {108}	318.128 {106}
IS Ref	(Y_3710)	(Y_2243)	(Y_3600)	(Y_2243)	(Y_3710)	(Y_3600)
Units	ppb	ppb	ppb	ppb	ppb	ppb
Avg	**74.40**	**1.193**	**.2372**	**36.28**	**-.0587**	**45820.**
Stddev	5.14	1.476	.0734	.23	.0374	149.
%RSD	6.915	123.7	30.94	.6452	63.64	.3249
#1	79.02	2.641	.1779	36.06	-.0475	45850.
#2	75.32	1.247	.3193	36.53	-.1004	45960.
#3	68.85	-.3092	.2145	36.24	-.0282	45660.
Check ?	Chk Pass	Chk Pass	Chk Pass	Chk Pass	Chk Pass	Chk Pass
High Limit						
Low Limit						

Elem	Cd2265	Co2286	Cr2677	Cu3247	Fe2714	K_7664
Line	226.502 {449}	228.616 {447}	267.716 {126}	324.754 {104}	271.441 {124}	766.490 { 44}
IS Ref	(Y_2243)	(Y_2243)	(Y_3600)	(Y_3600)	(Y_3600)	(Y_3710)
Units	ppb	ppb	ppb	ppb	ppb	ppb
Avg	**-.0354**	**-.1812**	**.3995**	**.3398**	**2.959**	**4088.**
Stddev	.1252	.2371	.3432	.1209	8.640	23.
%RSD	353.1	130.8	85.91	35.59	292.0	.5701
#1	-.1511	-.4243	.7958	.3701	10.40	4115.
#2	.0974	.0495	.2001	.2066	4.991	4074.
#3	-.0526	-.1689	.2026	.4427	-6.516	4075.
Check ?	Chk Pass	Chk Pass	Chk Pass	Chk Pass	Chk Pass	Chk Pass
High Limit						
Low Limit						

Elem	Mg2790	Mn2576	Na5895	Ni2316	Pb2203	Sb2068
Line	279.079 {121}	257.610 {131}	589.592 { 57}	231.604 {446}	220.353 {453}	206.833 {463}
IS Ref	(Y_3600)	(Y_3600)	(Y_3710)	(Y_2243)	(Y_2243)	(Y_2243)
Units	ppb	ppb	ppb	ppb	ppb	ppb
Avg	**7543.**	**5.819**	**23660.**	**.5387**	**-.5548**	**.3140**
Stddev	9.	.076	83.	.2636	.1046	.7288
%RSD	.1166	1.300	.3526	48.93	18.86	232.1
#1	7532.	5.829	23730.	.2480	-.5421	-.4052
#2	7547.	5.739	23570.	.7622	-.6653	.2951
#3	7548.	5.890	23670.	.6060	-.4571	1.052
Check ?	Chk Pass	Chk Pass	Chk Pass	Chk Pass	Chk Pass	Chk Pass
High Limit						
Low Limit						

Sample Name: 460-111872-D-5-B Acquired: 4/14/2016 14:16:57 Type: Unk
Method: sw04052016(v9) Mode: CONC Corr. Factor: 1.000000
User: admin Custom ID1: Custom ID2: Custom ID3:
Comment:

Elem	Se196	Tl1908	V_2924	Zn2062	B_2089	Mo2020
Line	196.090 {472}	190.856 {477}	292.402 {115}	206.200 {463}	208.959 {461}	202.030 {467}
IS Ref	(Y_2243)	(Y_2243)	(Y_3600)	(Y_2243)	(Y_2243)	(Y_2243)
Units	ppb	ppb	ppb	ppb	ppb	ppb
Avg	**1.377**	**-.4785**	**.5346**	**2.832**	**35.31**	**.3218**
Stddev	3.466	1.168	.0335	.324	.27	.2445
%RSD	251.8	244.1	6.258	11.44	.7581	75.95
#1	5.145	-1.465	.5076	2.990	35.12	.1986
#2	-1.676	.8110	.5720	2.460	35.62	.6034
#3	.6615	-.7809	.5240	3.047	35.20	.1636
Check ?	Chk Pass	Chk Pass	Chk Pass	Chk Pass	Chk Pass	Chk Pass
High Limit						
Low Limit						

Elem	Sn1899	Sr4077	Ti3349	Si2881
Line	189.989 {477}	407.771 { 83}	334.941 {101}	288.158 {117}
IS Ref	(Y_2243)	(Y_3710)	(Y_3600)	(Y_2243)
Units	ppb	ppb	ppb	ppb
Avg	**.8095**	**200.5**	**1.083**	**5425.**
Stddev	.7247	.7	.083	52.
%RSD	89.52	.3712	7.701	.9558
#1	.6398	201.4	1.131	5484.
#2	.1847	200.2	1.131	5407.
#3	1.604	200.0	.9867	5385.
Check ?	Chk Pass	Chk Pass	Chk Pass	Chk Pass
High Limit				
Low Limit				

Int. Std.	Y_2243	Y_3600	Y_3710
Line	224.306 {450}	360.073 { 94}	371.030 { 91}
Units	Cts/S	Cts/S	Cts/S
Avg	**2983.3**	**39712.**	**5373.5**
Stddev	22.0	171.	26.6
%RSD	.73776	.43032	.49463
#1	2967.0	39628.	5387.0
#2	2974.6	39599.	5390.6
#3	3008.4	39909.	5342.9

Sample Name: CCV Acquired: 4/14/2016 14:33:14 Type: QC
Method: sw04052016(v9) Mode: CONC Corr. Factor: 1.000000
User: admin Custom ID1: Custom ID2: Custom ID3:
Comment:

Elem	Al3961	As1890	Ag3280	Ba2335	Be3130	Ca3181
Line	396.152 { 85}	189.042 {478}	328.068 {103}	233.527 {445}	313.042 {108}	318.128 {106}
IS Ref	(Y_3710)	(Y_2243)	(Y_3600)	(Y_2243)	(Y_3710)	(Y_3600)
Units	ppb	ppb	ppb	ppb	ppb	ppb
Avg	**119700.**	**2469.**	**1229.**	**10150.**	**971.4**	**126200.**
Stddev	198.	11.	2.	2.	2.6	741.
%RSD	.1650	.4294	.1745	.0204	.2680	.5875
#1	119500.	2459.	1227.	10150.	974.3	126800.
#2	119800.	2466.	1231.	10150.	970.6	126400.
#3	119800.	2480.	1229.	10160.	969.3	125300.
Check ?	Chk Pass	Chk Pass	Chk Pass	Chk Pass	Chk Pass	Chk Pass
Value						
Range						

Elem	Cd2265	Co2286	Cr2677	Cu3247	Fe2714	K_7664
Line	226.502 {449}	228.616 {447}	267.716 {126}	324.754 {104}	271.441 {124}	766.490 { 44}
IS Ref	(Y_2243)	(Y_2243)	(Y_3600)	(Y_3600)	(Y_3600)	(Y_3710)
Units	ppb	ppb	ppb	ppb	ppb	ppb
Avg	**1253.**	**2507.**	**5068.**	**12450.**	**98550.**	**48510.**
Stddev	1.	3.	35.	57.	328.	76.
%RSD	.1145	.1319	.6836	.4578	.3326	.1569
#1	1254.	2507.	5103.	12430.	98900.	48500.
#2	1253.	2504.	5069.	12410.	98490.	48600.
#3	1251.	2510.	5033.	12520.	98250.	48450.
Check ?	Chk Pass	Chk Pass	Chk Pass	Chk Pass	Chk Pass	Chk Pass
Value						
Range						

Elem	Mg2790	Mn2576	Na5895	Ni2316	Pb2203	Sb2068
Line	279.079 {121}	257.610 {131}	589.592 { 57}	231.604 {446}	220.353 {453}	206.833 {463}
IS Ref	(Y_3600)	(Y_3600)	(Y_3710)	(Y_2243)	(Y_2243)	(Y_2243)
Units	ppb	ppb	ppb	ppb	ppb	ppb
Avg	**122800.**	**5094.**	**119300.**	**2544.**	**7400.**	**977.9**
Stddev	140.	18.	157.	1.	8.	7.5
%RSD	.1142	.3550	.1315	.0295	.1095	.7685
#1	122700.	5111.	119300.	2544.	7408.	978.1
#2	122900.	5096.	119200.	2543.	7392.	970.3
#3	122600.	5075.	119500.	2543.	7399.	985.4
Check ?	Chk Pass	Chk Pass	Chk Pass	Chk Pass	Chk Pass	Chk Pass
Value						
Range						

Sample Name: CCV Acquired: 4/14/2016 14:33:14 Type: QC
Method: sw04052016(v9) Mode: CONC Corr. Factor: 1.000000
User: admin Custom ID1: Custom ID2: Custom ID3:
Comment:

Elem	Se196	Tl1908	V_2924	Zn2062	B_2089	Mo2020
Line	196.090 {472}	190.856 {477}	292.402 {115}	206.200 {463}	208.959 {461}	202.030 {467}
IS Ref	(Y_2243)	(Y_2243)	(Y_3600)	(Y_2243)	(Y_2243)	(Y_2243)
Units	ppb	ppb	ppb	ppb	ppb	ppb
Avg	**2483.**	**2524.**	**2501.**	**2484.**	**1006.**	**2511.**
Stddev	20.	9.	7.	14.	5.	3.
%RSD	.8153	.3745	.2928	.5459	.5447	.1116
#1	2481.	2525.	2509.	2491.	1006.	2510.
#2	2463.	2513.	2500.	2493.	1001.	2508.
#3	2504.	2532.	2494.	2468.	1012.	2514.
Check ?	Chk Pass	Chk Pass	Chk Pass	Chk Pass	Chk Pass	Chk Pass
Value						
Range						

Elem	Sn1899	Sr4077	Ti3349	Si2881
Line	189.989 {477}	407.771 { 83}	334.941 {101}	288.158 {117}
IS Ref	(Y_2243)	(Y_3710)	(Y_3600)	(Y_2243)
Units	ppb	ppb	ppb	ppb
Avg	**1011.**	**4968.**	**9943.**	**9600.**
Stddev	1.	2.	58.	202.
%RSD	.0942	.0350	.5810	2.109
#1	1012.	4968.	10010.	9379.
#2	1010.	4969.	9896.	9646.
#3	1010.	4966.	9926.	9775.
Check ?	Chk Pass	Chk Pass	Chk Pass	None
Value				
Range				

Int. Std.	Y_2243	Y_3600	Y_3710
Line	224.306 {450}	360.073 { 94}	371.030 { 91}
Units	Cts/S	Cts/S	Cts/S
Avg	**2815.6**	**37528.**	**5213.4**
Stddev	6.2	281.	114.0
%RSD	.21931	.74878	2.1875
#1	2811.7	37242.	5101.3
#2	2812.3	37536.	5209.6
#3	2822.7	37804.	5329.2

Sample Name: CCVL Acquired: 4/14/2016 14:41:07 Type: QC
Method: sw04052016(v9) Mode: CONC Corr. Factor: 1.000000
User: admin Custom ID1: Custom ID2: Custom ID3:
Comment:

Elem	Al3961	As1890	Ag3280	Ba2335	Be3130	Ca3181
Line	396.152 { 85}	189.042 {478}	328.068 {103}	233.527 {445}	313.042 {108}	318.128 {106}
IS Ref	(Y_3710)	(Y_2243)	(Y_3600)	(Y_2243)	(Y_3710)	(Y_3600)
Units	ppb	ppb	ppb	ppb	ppb	ppb
Avg	**205.2**	**13.73**	**9.736**	**215.3**	**2.000**	**5142.**
Stddev	8.4	1.57	.009	.7	.034	10.
%RSD	4.095	11.45	.0954	.3258	1.686	.1862
#1	213.5	14.95	9.727	215.2	2.014	5133.
#2	196.7	11.96	9.745	216.1	2.023	5143.
#3	205.3	14.29	9.738	214.7	1.961	5152.
Check ?	Chk Pass	Chk Pass	Chk Pass	Chk Pass	Chk Pass	Chk Pass
Value						
Range						

Elem	Cd2265	Co2286	Cr2677	Cu3247	Fe2714	K_7664
Line	226.502 {449}	228.616 {447}	267.716 {126}	324.754 {104}	271.441 {124}	766.490 { 44}
IS Ref	(Y_2243)	(Y_2243)	(Y_3600)	(Y_3600)	(Y_3600)	(Y_3710)
Units	ppb	ppb	ppb	ppb	ppb	ppb
Avg	**4.196**	**54.07**	**10.94**	**24.51**	**155.8**	**4802.**
Stddev	.067	.18	.40	.21	13.5	32.
%RSD	1.591	.3363	3.641	.8598	8.668	.6686
#1	4.271	54.17	11.36	24.70	165.9	4837.
#2	4.174	53.86	10.89	24.29	160.9	4794.
#3	4.143	54.18	10.57	24.54	140.4	4775.
Check ?	Chk Pass	Chk Pass	Chk Pass	Chk Pass	Chk Pass	Chk Pass
Value						
Range						

Elem	Mg2790	Mn2576	Na5895	Ni2316	Pb2203	Sb2068
Line	279.079 {121}	257.610 {131}	589.592 { 57}	231.604 {446}	220.353 {453}	206.833 {463}
IS Ref	(Y_3600)	(Y_3600)	(Y_3710)	(Y_2243)	(Y_2243)	(Y_2243)
Units	ppb	ppb	ppb	ppb	ppb	ppb
Avg	**4845.**	**16.16**	**4759.**	**44.30**	**12.25**	**18.50**
Stddev	11.	.05	30.	.43	1.31	1.63
%RSD	.2287	.3026	.6303	.9750	10.71	8.806
#1	4847.	16.12	4747.	44.70	11.33	16.87
#2	4854.	16.21	4737.	44.38	13.75	20.12
#3	4832.	16.13	4794.	43.84	11.67	18.50
Check ?	Chk Pass	Chk Pass	Chk Pass	Chk Pass	Chk Pass	Chk Pass
Value						
Range						

Sample Name: CCVL Acquired: 4/14/2016 14:41:07 Type: QC
Method: sw04052016(v9) Mode: CONC Corr. Factor: 1.000000
User: admin Custom ID1: Custom ID2: Custom ID3:
Comment:

Elem	Se196	Tl1908	V_2924	Zn2062	B_2089	Mo2020
Line	196.090 {472}	190.856 {477}	292.402 {115}	206.200 {463}	208.959 {461}	202.030 {467}
IS Ref	(Y_2243)	(Y_2243)	(Y_3600)	(Y_2243)	(Y_2243)	(Y_2243)
Units	ppb	ppb	ppb	ppb	ppb	ppb
Avg	**21.40**	**22.28**	**51.48**	**31.69**	**50.81**	**20.31**
Stddev	1.69	.95	.36	.09	.59	.05
%RSD	7.891	4.285	.6903	.2985	1.163	.2451
#1	22.70	23.07	51.57	31.78	51.48	20.26
#2	19.49	21.22	51.09	31.71	50.58	20.30
#3	22.01	22.55	51.79	31.59	50.36	20.36
Check ?	Chk Pass	Chk Pass	Chk Pass	Chk Pass	Chk Pass	Chk Pass
Value						
Range						

Elem	Sn1899	Sr4077	Ti3349	Si2881
Line	189.989 {477}	407.771 { 83}	334.941 {101}	288.158 {117}
IS Ref	(Y_2243)	(Y_3710)	(Y_3600)	(Y_2243)
Units	ppb	ppb	ppb	ppb
Avg	**52.28**	**20.85**	**20.27**	F **-3.977**
Stddev	.93	.10	.04	11.25
%RSD	1.774	.4768	.1943	283.0
#1	51.25	20.78	20.22	8.193
#2	53.05	20.96	20.28	-14.00
#3	52.53	20.82	20.29	-6.119
Check ?	Chk Pass	Chk Pass	Chk Pass	Chk Fail
Value				200.0
Range				-30.50%

Int. Std.	Y_2243	Y_3600	Y_3710
Line	224.306 {450}	360.073 { 94}	371.030 { 91}
Units	Cts/S	Cts/S	Cts/S
Avg	**3008.1**	**40245.**	**5359.3**
Stddev	6.4	267.	20.4
%RSD	.21332	.66336	.38058
#1	3004.5	39939.	5358.5
#2	3015.5	40369.	5339.4
#3	3004.3	40428.	5380.2

Sample Name: CCV Acquired: 4/14/2016 12:49:01 Type: QC
Method: sw04052016(v9) Mode: CONC Corr. Factor: 1.000000
User: admin Custom ID1: Custom ID2: Custom ID3:
Comment:

Elem	Al3961	As1890	Ag3280	Ba2335	Be3130	Ca3181
Line	396.152 { 85}	189.042 {478}	328.068 {103}	233.527 {445}	313.042 {108}	318.128 {106}
IS Ref	(Y_3710)	(Y_2243)	(Y_3600)	(Y_2243)	(Y_3710)	(Y_3600)
Units	ppb	ppb	ppb	ppb	ppb	ppb
Avg	**121700.**	**2497.**	**1225.**	**10290.**	**995.4**	**127700.**
Stddev	431.	6.	4.	22.	2.2	532.
%RSD	.3543	.2251	.3431	.2184	.2203	.4164
#1	121900.	2492.	1222.	10290.	996.3	127300.
#2	122000.	2503.	1224.	10270.	997.0	127500.
#3	121200.	2497.	1230.	10310.	992.9	128300.
Check ?	Chk Pass	Chk Pass	Chk Pass	Chk Pass	Chk Pass	Chk Pass
Value						
Range						

Elem	Cd2265	Co2286	Cr2677	Cu3247	Fe2714	K_7664
Line	226.502 {449}	228.616 {447}	267.716 {126}	324.754 {104}	271.441 {124}	766.490 { 44}
IS Ref	(Y_2243)	(Y_2243)	(Y_3600)	(Y_3600)	(Y_3600)	(Y_3710)
Units	ppb	ppb	ppb	ppb	ppb	ppb
Avg	**1271.**	**2525.**	**5182.**	**12470.**	**100400.**	**49180.**
Stddev	2.	6.	11.	27.	98.	139.
%RSD	.1699	.2477	.2085	.2144	.0973	.2831
#1	1271.	2520.	5179.	12470.	100400.	49050.
#2	1269.	2523.	5173.	12440.	100400.	49330.
#3	1273.	2532.	5194.	12500.	100300.	49170.
Check ?	Chk Pass	Chk Pass	Chk Pass	Chk Pass	Chk Pass	Chk Pass
Value						
Range						

Elem	Mg2790	Mn2576	Na5895	Ni2316	Pb2203	Sb2068
Line	279.079 {121}	257.610 {131}	589.592 { 57}	231.604 {446}	220.353 {453}	206.833 {463}
IS Ref	(Y_3600)	(Y_3600)	(Y_3710)	(Y_2243)	(Y_2243)	(Y_2243)
Units	ppb	ppb	ppb	ppb	ppb	ppb
Avg	**123000.**	**5149.**	**122500.**	**2574.**	**7481.**	**983.3**
Stddev	409.	11.	819.	3.	16.	.8
%RSD	.3324	.2071	.6683	.1243	.2202	.0838
#1	122500.	5142.	123200.	2573.	7467.	982.3
#2	123100.	5144.	122700.	2572.	7478.	983.8
#3	123300.	5161.	121600.	2578.	7499.	983.7
Check ?	Chk Pass	Chk Pass	Chk Pass	Chk Pass	Chk Pass	Chk Pass
Value						
Range						

Sample Name: CCV Acquired: 4/14/2016 12:49:01 Type: QC
Method: sw04052016(v9) Mode: CONC Corr. Factor: 1.000000
User: admin Custom ID1: Custom ID2: Custom ID3:
Comment:

Elem	Se196	Tl1908	V_2924	Zn2062	B_2089	Mo2020
Line	196.090 {472}	190.856 {477}	292.402 {115}	206.200 {463}	208.959 {461}	202.030 {467}
IS Ref	(Y_2243)	(Y_2243)	(Y_3600)	(Y_2243)	(Y_2243)	(Y_2243)
Units	ppb	ppb	ppb	ppb	ppb	ppb
Avg	**2504.**	**2554.**	**2532.**	**2527.**	**1015.**	**2538.**
Stddev	2.	6.	3.	4.	1.	3.
%RSD	.0830	.2259	.1129	.1445	.1397	.1281
#1	2505.	2558.	2531.	2523.	1013.	2534.
#2	2502.	2557.	2530.	2527.	1014.	2539.
#3	2506.	2547.	2536.	2531.	1016.	2540.
Check ?	Chk Pass	Chk Pass	Chk Pass	Chk Pass	Chk Pass	Chk Pass
Value						
Range						

Elem	Sn1899	Sr4077	Ti3349	Si2881
Line	189.989 {477}	407.771 { 83}	334.941 {101}	288.158 {117}
IS Ref	(Y_2243)	(Y_3710)	(Y_3600)	(Y_2243)
Units	ppb	ppb	ppb	ppb
Avg	**1026.**	**5056.**	**10020.**	**9641.**
Stddev	2.	14.	20.	72.
%RSD	.2300	.2715	.1946	.7500
#1	1026.	5064.	10000.	9606.
#2	1023.	5064.	10020.	9724.
#3	1028.	5040.	10040.	9592.
Check ?	Chk Pass	Chk Pass	Chk Pass	None
Value				
Range				

Int. Std.	Y_2243	Y_3600	Y_3710
Line	224.306 {450}	360.073 { 94}	371.030 { 91}
Units	Cts/S	Cts/S	Cts/S
Avg	**2809.6**	**37318.**	**5130.2**
Stddev	12.4	229.	25.5
%RSD	.43973	.61345	.49638
#1	2820.1	37538.	5128.8
#2	2812.8	37335.	5156.3
#3	2796.0	37081.	5105.4

Sample Name: CCB Acquired: 4/14/2016 12:52:49 Type: QC
Method: sw04052016(v9) Mode: CONC Corr. Factor: 1.000000
User: admin Custom ID1: Custom ID2: Custom ID3:
Comment:

Elem	Al3961	As1890	Ag3280	Ba2335	Be3130	Ca3181
Line	396.152 { 85}	189.042 {478}	328.068 {103}	233.527 {445}	313.042 {108}	318.128 {106}
IS Ref	(Y_3710)	(Y_2243)	(Y_3600)	(Y_2243)	(Y_3710)	(Y_3600)
Units	ppb	ppb	ppb	ppb	ppb	ppb
Avg	**-6.130**	**-.8916**	**-.1943**	**-.0355**	**.0199**	**-10.18**
Stddev	4.235	1.786	.3783	.0149	.0486	1.13
%RSD	69.09	200.3	194.7	42.13	244.1	11.10
#1	-1.949	-2.601	-.4098	-.0525	.0537	-11.46
#2	-6.025	.9625	-.4156	-.0247	.0418	-9.317
#3	-10.42	-1.036	.2425	-.0292	-.0358	-9.762
Check ?	Chk Pass	Chk Pass	Chk Pass	Chk Pass	Chk Pass	Chk Pass
High Limit						
Low Limit						

Elem	Cd2265	Co2286	Cr2677	Cu3247	Fe2714	K_7664
Line	226.502 {449}	228.616 {447}	267.716 {126}	324.754 {104}	271.441 {124}	766.490 { 44}
IS Ref	(Y_2243)	(Y_2243)	(Y_3600)	(Y_3600)	(Y_3600)	(Y_3710)
Units	ppb	ppb	ppb	ppb	ppb	ppb
Avg	**-.1307**	**-.2403**	**-.2435**	**-.2644**	**6.307**	**-6.357**
Stddev	.0723	.0069	.1149	.6473	5.932	32.81
%RSD	55.30	2.854	47.20	244.8	94.05	516.1
#1	-.2138	-.2435	-.1120	.4733	11.74	21.24
#2	-.0823	-.2325	-.3246	-.7376	7.199	2.313
#3	-.0960	-.2451	-.2940	-.5288	-.0206	-42.63
Check ?	Chk Pass	Chk Pass	Chk Pass	Chk Pass	Chk Pass	Chk Pass
High Limit						
Low Limit						

Elem	Mg2790	Mn2576	Na5895	Ni2316	Pb2203	Sb2068
Line	279.079 {121}	257.610 {131}	589.592 { 57}	231.604 {446}	220.353 {453}	206.833 {463}
IS Ref	(Y_3600)	(Y_3600)	(Y_3710)	(Y_2243)	(Y_2243)	(Y_2243)
Units	ppb	ppb	ppb	ppb	ppb	ppb
Avg	**.9479**	**.1361**	**15.94**	**-.0303**	**-1.218**	**-1.324**
Stddev	5.416	.1291	3.76	.4470	.762	.405
%RSD	571.4	94.92	23.58	1473.	62.56	30.58
#1	6.452	.2850	19.86	-.5125	-1.077	-1.785
#2	-4.374	.0672	15.61	.3701	-.5369	-1.167
#3	.7655	.0559	12.36	.0514	-2.042	-1.022
Check ?	Chk Pass	Chk Pass	Chk Pass	Chk Pass	Chk Pass	Chk Pass
High Limit						
Low Limit						

Sample Name: CCB Acquired: 4/14/2016 12:52:49 Type: QC
Method: sw04052016(v9) Mode: CONC Corr. Factor: 1.000000
User: admin Custom ID1: Custom ID2: Custom ID3:
Comment:

Elem	Se196	Tl1908	V_2924	Zn2062	B_2089	Mo2020
Line	196.090 {472}	190.856 {477}	292.402 {115}	206.200 {463}	208.959 {461}	202.030 {467}
IS Ref	(Y_2243)	(Y_2243)	(Y_3600)	(Y_2243)	(Y_2243)	(Y_2243)
Units	ppb	ppb	ppb	ppb	ppb	ppb
Avg	**2.451**	**1.429**	**-.1410**	**.0110**	**-.0174**	**.3141**
Stddev	1.278	1.249	.5184	.0281	.0972	.6024
%RSD	52.13	87.35	367.6	255.2	558.0	191.8
#1	1.327	2.710	-.5061	.0429	.0838	.9483
#2	2.186	1.363	.4523	.0001	-.0262	.2444
#3	3.841	.2153	-.3693	-.0099	-.1099	-.2503
Check ?	Chk Pass	Chk Pass	Chk Pass	Chk Pass	Chk Pass	Chk Pass
High Limit						
Low Limit						

Elem	Sn1899	Sr4077	Ti3349	Si2881
Line	189.989 {477}	407.771 { 83}	334.941 {101}	288.158 {117}
IS Ref	(Y_2243)	(Y_3710)	(Y_3600)	(Y_2243)
Units	ppb	ppb	ppb	ppb
Avg	**-.0864**	**.0636**	**.0222**	**-6.709**
Stddev	.7586	.1205	.4284	6.273
%RSD	878.0	189.5	1929.	93.50
#1	.4476	.1963	.5039	-9.881
#2	.2479	-.0391	-.3162	.5161
#3	-.9547	.0337	-.1210	-10.76
Check ?	Chk Pass	Chk Pass	Chk Pass	None
High Limit				
Low Limit				

Int. Std.	Y_2243	Y_3600	Y_3710
Line	224.306 {450}	360.073 { 94}	371.030 { 91}
Units	Cts/S	Cts/S	Cts/S
Avg	**2983.0**	**39601.**	**5211.0**
Stddev	14.0	315.	28.6
%RSD	.47007	.79632	.54904
#1	2968.7	39286.	5203.2
#2	2983.7	39601.	5187.0
#3	2996.8	39916.	5242.6

Sample Name: MB 460-362304/1-B Acquired: 4/14/2016 13:00:56 Type: QC
Method: sw04052016(v9) Mode: CONC Corr. Factor: 1.000000
User: admin Custom ID1: Custom ID2: Custom ID3:
Comment:

Elem	Al3961	As1890	Ag3280	Ba2335	Be3130	Ca3181
Line	396.152 { 85}	189.042 {478}	328.068 {103}	233.527 {445}	313.042 {108}	318.128 {106}
IS Ref	(Y_3710)	(Y_2243)	(Y_3600)	(Y_2243)	(Y_3710)	(Y_3600)
Units	ppb	ppb	ppb	ppb	ppb	ppb
Avg	**-1.210**	**.1344**	**-.8408**	**.1612**	**.0169**	**-11.86**
Stddev	7.504	.8026	.0937	.4770	.1085	5.68
%RSD	620.3	597.2	11.14	295.9	642.2	47.90
#1	2.846	.4183	-.8929	-.1585	-.0305	-18.26
#2	3.393	-.7716	-.8968	-.0674	.1410	-9.887
#3	-9.869	.7565	-.7326	.7095	-.0598	-7.423
Check ?	Chk Pass	Chk Pass	Chk Pass	Chk Pass	Chk Pass	Chk Pass
High Limit						
Low Limit						

Elem	Cd2265	Co2286	Cr2677	Cu3247	Fe2714	K_7664
Line	226.502 {449}	228.616 {447}	267.716 {126}	324.754 {104}	271.441 {124}	766.490 { 44}
IS Ref	(Y_2243)	(Y_2243)	(Y_3600)	(Y_3600)	(Y_3600)	(Y_3710)
Units	ppb	ppb	ppb	ppb	ppb	ppb
Avg	**-.0259**	**.0748**	**.3073**	**-.4950**	**.4050**	**-11.99**
Stddev	.0906	.3256	.3703	.3302	3.676	24.41
%RSD	349.2	435.2	120.5	66.70	907.7	203.6
#1	-.0565	.0415	-.0246	-.8140	4.295	-17.87
#2	-.0973	-.2329	.7068	-.5163	-.0682	-32.92
#3	.0760	.4157	.2399	-.1547	-3.012	14.83
Check ?	Chk Pass	Chk Pass	Chk Pass	Chk Pass	Chk Pass	Chk Pass
High Limit						
Low Limit						

Elem	Mg2790	Mn2576	Na5895	Ni2316	Pb2203	Sb2068
Line	279.079 {121}	257.610 {131}	589.592 { 57}	231.604 {446}	220.353 {453}	206.833 {463}
IS Ref	(Y_3600)	(Y_3600)	(Y_3710)	(Y_2243)	(Y_2243)	(Y_2243)
Units	ppb	ppb	ppb	ppb	ppb	ppb
Avg	**-4.100**	**-.0379**	**-1.758**	**.0788**	**-2.098**	**-.3792**
Stddev	5.300	.0130	3.737	.2980	2.035	1.394
%RSD	129.3	34.31	212.6	378.2	97.01	367.6
#1	-4.522	-.0522	-1.418	-.0632	-2.255	-1.236
#2	-9.176	-.0345	1.798	.4212	.0115	1.229
#3	1.399	-.0269	-5.653	-.1216	-4.049	-1.131
Check ?	Chk Pass	Chk Pass	Chk Pass	Chk Pass	Chk Pass	Chk Pass
High Limit						
Low Limit						

Sample Name: MB 460-362304/1-B Acquired: 4/14/2016 13:00:56 Type: QC
Method: sw04052016(v9) Mode: CONC Corr. Factor: 1.000000
User: admin Custom ID1: Custom ID2: Custom ID3:
Comment:

Elem	Se196	Tl1908	V_2924	Zn2062	B_2089	Mo2020
Line	196.090 {472}	190.856 {477}	292.402 {115}	206.200 {463}	208.959 {461}	202.030 {467}
IS Ref	(Y_2243)	(Y_2243)	(Y_3600)	(Y_2243)	(Y_2243)	(Y_2243)
Units	ppb	ppb	ppb	ppb	ppb	ppb
Avg	**.6806**	**-.0528**	**.1685**	**.6720**	**-.9944**	**-.7616**
Stddev	1.333	1.266	.5115	.0853	.1259	.1305
%RSD	195.9	2395.	303.6	12.69	12.67	17.13
#1	2.208	-1.514	.5087	.6675	-.8529	-.8639
#2	.0838	.6780	-.4197	.7594	-1.036	-.8062
#3	-.2502	.6777	.4166	.5890	-1.094	-.6147
Check ?	Chk Pass	Chk Pass	Chk Pass	Chk Pass	Chk Pass	Chk Pass
High Limit						
Low Limit						

Elem	Sn1899	Sr4077	Ti3349	Si2881
Line	189.989 {477}	407.771 { 83}	334.941 {101}	288.158 {117}
IS Ref	(Y_2243)	(Y_3710)	(Y_3600)	(Y_2243)
Units	ppb	ppb	ppb	ppb
Avg	**.2257**	**-.0681**	**-.4291**	**-3.070**
Stddev	.8318	.0276	.0891	4.811
%RSD	368.6	40.54	20.77	156.7
#1	-.0118	-.0998	-.4661	-.0339
#2	1.150	-.0545	-.4937	-8.617
#3	-.4616	-.0498	-.3274	-.5602
Check ?	Chk Pass	Chk Pass	Chk Pass	None
High Limit				
Low Limit				

Int. Std.	Y_2243	Y_3600	Y_3710
Line	224.306 {450}	360.073 { 94}	371.030 { 91}
Units	Cts/S	Cts/S	Cts/S
Avg	**3007.9**	**39676.**	**5159.1**
Stddev	10.8	252.	87.5
%RSD	.35945	.63583	1.6967
#1	3020.3	39883.	5254.1
#2	3003.2	39395.	5141.6
#3	3000.2	39751.	5081.7

Sample Name: 460-110136-F-2-C DU Acquired: 4/14/2016 13:08:45 Type: Unk
Method: sw04052016(v9) Mode: CONC Corr. Factor: 1.000000
User: admin Custom ID1: Custom ID2: Custom ID3:
Comment:

Elem	Al3961	As1890	Ag3280	Ba2335	Be3130	Ca3181
Line	396.152 { 85}	189.042 {478}	328.068 {103}	233.527 {445}	313.042 {108}	318.128 {106}
IS Ref	(Y_3710)	(Y_2243)	(Y_3600)	(Y_2243)	(Y_3710)	(Y_3600)
Units	ppb	ppb	ppb	ppb	ppb	ppb
Avg	**34.39**	**.9396**	**.0157**	**74.11**	**.0553**	**13030.**
Stddev	4.99	2.119	.4363	1.80	.0195	66.
%RSD	14.52	225.5	2779.	2.430	35.32	.5096
#1	33.20	3.276	-.0557	76.19	.0663	13100.
#2	39.87	-.8586	.4834	73.04	.0669	12970.
#3	30.10	.4014	-.3805	73.09	.0328	13010.
Check ?	Chk Pass	Chk Pass	Chk Pass	Chk Pass	Chk Pass	Chk Pass
High Limit						
Low Limit						

Elem	Cd2265	Co2286	Cr2677	Cu3247	Fe2714	K_7664
Line	226.502 {449}	228.616 {447}	267.716 {126}	324.754 {104}	271.441 {124}	766.490 { 44}
IS Ref	(Y_2243)	(Y_2243)	(Y_3600)	(Y_3600)	(Y_3600)	(Y_3710)
Units	ppb	ppb	ppb	ppb	ppb	ppb
Avg	**.1203**	**.1237**	**8.075**	**-.0244**	**-.6076**	**6511.**
Stddev	.3427	.3815	.449	.0720	5.181	25.
%RSD	284.9	308.3	5.559	294.8	852.6	.3766
#1	.4431	.5577	8.035	.0307	-2.763	6538.
#2	-.2393	-.1590	7.648	-.1058	5.303	6502.
#3	.1570	-.0275	8.543	.0019	-4.363	6491.
Check ?	Chk Pass	Chk Pass	Chk Pass	Chk Pass	Chk Pass	Chk Pass
High Limit						
Low Limit						

Elem	Mg2790	Mn2576	Na5895	Ni2316	Pb2203	Sb2068
Line	279.079 {121}	257.610 {131}	589.592 { 57}	231.604 {446}	220.353 {453}	206.833 {463}
IS Ref	(Y_3600)	(Y_3600)	(Y_3710)	(Y_2243)	(Y_2243)	(Y_2243)
Units	ppb	ppb	ppb	ppb	ppb	ppb
Avg	**2576.**	**124.5**	**41020.**	**3.150**	**2.944**	**1.144**
Stddev	10.	.4	180.	.419	1.631	.709
%RSD	.3880	.3262	.4395	13.30	55.38	61.93
#1	2587.	124.9	40940.	3.347	4.643	1.870
#2	2575.	124.0	41220.	2.669	1.392	1.110
#3	2567.	124.5	40890.	3.433	2.798	.4535
Check ?	Chk Pass	Chk Pass	Chk Pass	Chk Pass	Chk Pass	Chk Pass
High Limit						
Low Limit						

Sample Name: 460-110136-F-2-C DU Acquired: 4/14/2016 13:08:45 Type: Unk
Method: sw04052016(v9) Mode: CONC Corr. Factor: 1.000000
User: admin Custom ID1: Custom ID2: Custom ID3:
Comment:

Elem	Se196	Tl1908	V_2924	Zn2062	B_2089	Mo2020
Line	196.090 {472}	190.856 {477}	292.402 {115}	206.200 {463}	208.959 {461}	202.030 {467}
IS Ref	(Y_2243)	(Y_2243)	(Y_3600)	(Y_2243)	(Y_2243)	(Y_2243)
Units	ppb	ppb	ppb	ppb	ppb	ppb
Avg	**3.798**	**-.3065**	**.1131**	**17.17**	**32.59**	**-.2411**
Stddev	1.749	3.506	.2008	.52	.87	.5212
%RSD	46.05	1144.	177.6	3.056	2.681	216.1
#1	5.160	3.509	-.1143	17.77	33.46	.3589
#2	1.826	-3.387	.2662	16.87	31.71	-.5009
#3	4.409	-1.041	.1874	16.85	32.60	-.5813
Check ?	Chk Pass	Chk Pass	Chk Pass	Chk Pass	Chk Pass	Chk Pass
High Limit						
Low Limit						

Elem	Sn1899	Sr4077	Ti3349	Si2881
Line	189.989 {477}	407.771 { 83}	334.941 {101}	288.158 {117}
IS Ref	(Y_2243)	(Y_3710)	(Y_3600)	(Y_2243)
Units	ppb	ppb	ppb	ppb
Avg	**.5833**	**62.01**	**.4686**	**5186.**
Stddev	.2633	.16	.0824	68.
%RSD	45.14	.2546	17.59	1.304
#1	.4705	62.05	.3830	5127.
#2	.3952	62.15	.4753	5260.
#3	.8842	61.84	.5474	5171.
Check ?	Chk Pass	Chk Pass	Chk Pass	Chk Pass
High Limit				
Low Limit				

Int. Std.	Y_2243	Y_3600	Y_3710
Line	224.306 {450}	360.073 { 94}	371.030 { 91}
Units	Cts/S	Cts/S	Cts/S
Avg	**2973.9**	**39213.**	**5192.9**
Stddev	11.0	393.	76.0
%RSD	.36927	1.0023	1.4635
#1	2975.1	38789.	5128.0
#2	2984.2	39565.	5276.5
#3	2962.4	39285.	5174.1

Sample Name: sd 460-110136-F-2-B Acquired: 4/14/2016 13:16:49 Type: Unk
Method: sw04052016(v9) Mode: CONC Corr. Factor: 1.000000
User: admin Custom ID1: Custom ID2: Custom ID3:
Comment:

Elem	Al3961	As1890	Ag3280	Ba2335	Be3130	Ca3181
Line	396.152 { 85}	189.042 {478}	328.068 {103}	233.527 {445}	313.042 {108}	318.128 {106}
IS Ref	(Y_3710)	(Y_2243)	(Y_3600)	(Y_2243)	(Y_3710)	(Y_3600)
Units	ppb	ppb	ppb	ppb	ppb	ppb
Avg	**1.595**	**.0229**	**-.0866**	**14.12**	**.0165**	**2551.**
Stddev	17.61	2.493	.3037	.18	.0662	34.
%RSD	1104.	10910.	350.6	1.294	402.1	1.340
#1	-17.15	.5910	-.0495	14.31	-.0287	2523.
#2	17.80	2.183	.1968	13.95	.0924	2541.
#3	4.128	-2.705	-.4072	14.09	-.0143	2589.
Check ?	Chk Pass	Chk Pass	Chk Pass	Chk Pass	Chk Pass	Chk Pass
High Limit						
Low Limit						

Elem	Cd2265	Co2286	Cr2677	Cu3247	Fe2714	K_7664
Line	226.502 {449}	228.616 {447}	267.716 {126}	324.754 {104}	271.441 {124}	766.490 { 44}
IS Ref	(Y_2243)	(Y_2243)	(Y_3600)	(Y_3600)	(Y_3600)	(Y_3710)
Units	ppb	ppb	ppb	ppb	ppb	ppb
Avg	**-.0121**	**.0696**	**1.631**	**-.4159**	**4.314**	**1242.**
Stddev	.0433	.1450	.469	.1854	8.009	17.
%RSD	358.8	208.3	28.73	44.59	185.7	1.358
#1	.0326	-.0572	1.613	-.2922	7.066	1261.
#2	-.0537	.0384	2.108	-.3263	10.58	1236.
#3	-.0151	.2276	1.172	-.6291	-4.709	1228.
Check ?	Chk Pass	Chk Pass	Chk Pass	Chk Pass	Chk Pass	Chk Pass
High Limit						
Low Limit						

Elem	Mg2790	Mn2576	Na5895	Ni2316	Pb2203	Sb2068
Line	279.079 {121}	257.610 {131}	589.592 { 57}	231.604 {446}	220.353 {453}	206.833 {463}
IS Ref	(Y_3600)	(Y_3600)	(Y_3710)	(Y_2243)	(Y_2243)	(Y_2243)
Units	ppb	ppb	ppb	ppb	ppb	ppb
Avg	**503.9**	**24.32**	**7655.**	**.5033**	**.5502**	**.2912**
Stddev	1.6	.24	88.	.1268	.4085	.1425
%RSD	.3088	.9753	1.156	25.20	74.25	48.94
#1	504.3	24.27	7737.	.6496	.8736	.2333
#2	502.2	24.10	7667.	.4247	.6859	.1867
#3	505.2	24.57	7561.	.4355	.0911	.4535
Check ?	Chk Pass	Chk Pass	Chk Pass	Chk Pass	Chk Pass	Chk Pass
High Limit						
Low Limit						

Sample Name: sd 460-110136-F-2-B Acquired: 4/14/2016 13:16:49 Type: Unk
Method: sw04052016(v9) Mode: CONC Corr. Factor: 1.000000
User: admin Custom ID1: Custom ID2: Custom ID3:
Comment:

Elem	Se196	Tl1908	V_2924	Zn2062	B_2089	Mo2020
Line	196.090 {472}	190.856 {477}	292.402 {115}	206.200 {463}	208.959 {461}	202.030 {467}
IS Ref	(Y_2243)	(Y_2243)	(Y_3600)	(Y_2243)	(Y_2243)	(Y_2243)
Units	ppb	ppb	ppb	ppb	ppb	ppb
Avg	**1.734**	**1.812**	**-.0731**	**3.914**	**4.883**	**-.6938**
Stddev	4.207	2.490	.1656	.077	.414	.1862
%RSD	242.6	137.4	226.5	1.974	8.473	26.85
#1	5.019	3.112	-.1931	3.970	4.729	-.6327
#2	3.192	-1.059	.1158	3.826	5.351	-.5457
#3	-3.007	3.382	-.1421	3.947	4.567	-.9029
Check ?	Chk Pass	Chk Pass	Chk Pass	Chk Pass	Chk Pass	Chk Pass
High Limit						
Low Limit						

Elem	Sn1899	Sr4077	Ti3349	Si2881
Line	189.989 {477}	407.771 { 83}	334.941 {101}	288.158 {117}
IS Ref	(Y_2243)	(Y_3710)	(Y_3600)	(Y_2243)
Units	ppb	ppb	ppb	ppb
Avg	**-.2634**	**11.99**	**-.2239**	**988.7**
Stddev	.2830	.08	.0983	39.4
%RSD	107.5	.6962	43.91	3.983
#1	-.4406	11.90	-.2508	966.3
#2	.0631	12.01	-.3060	965.7
#3	-.4126	12.06	-.1150	1034.
Check ?	Chk Pass	Chk Pass	Chk Pass	Chk Pass
High Limit				
Low Limit				

Int. Std.	Y_2243	Y_3600	Y_3710
Line	224.306 {450}	360.073 { 94}	371.030 { 91}
Units	Cts/S	Cts/S	Cts/S
Avg	**3003.3**	**39729.**	**5263.4**
Stddev	9.3	142.	76.9
%RSD	.31035	.35661	1.4610
#1	2992.8	39880.	5205.5
#2	3006.5	39707.	5234.0
#3	3010.5	39600.	5350.6

Sample Name: pds 460-110136-F-2-B Acquired: 4/14/2016 13:24:37 Type: Unk
Method: sw04052016(v9) Mode: CONC Corr. Factor: 1.000000
User: admin Custom ID1: Custom ID2: Custom ID3:
Comment:

Elem	Al3961	As1890	Ag3280	Ba2335	Be3130	Ca3181
Line	396.152 { 85}	189.042 {478}	328.068 {103}	233.527 {445}	313.042 {108}	318.128 {106}
IS Ref	(Y_3710)	(Y_2243)	(Y_3600)	(Y_2243)	(Y_3710)	(Y_3600)
Units	ppb	ppb	ppb	ppb	ppb	ppb
Avg	**1944.**	**1883.**	**46.30**	**2066.**	**49.17**	**32060.**
Stddev	8.	1.	.65	3.	.07	78.
%RSD	.4293	.0615	1.409	.1555	.1426	.2422
#1	1942.	1881.	46.22	2065.	49.21	31970.
#2	1953.	1884.	45.69	2064.	49.20	32120.
#3	1937.	1883.	46.98	2070.	49.09	32090.
Check ?	Chk Pass	Chk Pass	Chk Pass	Chk Pass	Chk Pass	Chk Pass
High Limit						
Low Limit						

Elem	Cd2265	Co2286	Cr2677	Cu3247	Fe2714	K_7664
Line	226.502 {449}	228.616 {447}	267.716 {126}	324.754 {104}	271.441 {124}	766.490 { 44}
IS Ref	(Y_2243)	(Y_2243)	(Y_3600)	(Y_3600)	(Y_3600)	(Y_3710)
Units	ppb	ppb	ppb	ppb	ppb	ppb
Avg	**49.77**	**502.9**	**213.2**	**239.0**	**992.4**	**23920.**
Stddev	.17	1.0	1.8	.7	3.2	96.
%RSD	.3360	.1928	.8344	.3035	.3254	.4000
#1	49.79	503.7	214.8	239.6	993.9	23860.
#2	49.60	501.9	211.3	238.2	994.6	24030.
#3	49.93	503.2	213.6	239.4	988.7	23870.
Check ?	Chk Pass	Chk Pass	Chk Pass	Chk Pass	Chk Pass	Chk Pass
High Limit						
Low Limit						

Elem	Mg2790	Mn2576	Na5895	Ni2316	Pb2203	Sb2068
Line	279.079 {121}	257.610 {131}	589.592 { 57}	231.604 {446}	220.353 {453}	206.833 {463}
IS Ref	(Y_3600)	(Y_3600)	(Y_3710)	(Y_2243)	(Y_2243)	(Y_2243)
Units	ppb	ppb	ppb	ppb	ppb	ppb
Avg	**21000.**	**623.8**	**59290.**	**517.7**	**499.1**	**460.3**
Stddev	46.	.5	337.	1.2	1.9	2.6
%RSD	.2170	.0736	.5675	.2380	.3814	.5577
#1	20950.	623.3	59010.	517.3	500.8	459.0
#2	21010.	624.1	59660.	516.7	497.0	458.6
#3	21040.	624.1	59190.	519.1	499.5	463.2
Check ?	Chk Pass	Chk Pass	Chk Pass	Chk Pass	Chk Pass	Chk Pass
High Limit						
Low Limit						

Sample Name: pds 460-110136-F-2-B Acquired: 4/14/2016 13:24:37 Type: Unk
Method: sw04052016(v9) Mode: CONC Corr. Factor: 1.000000
User: admin Custom ID1: Custom ID2: Custom ID3:
Comment:

Elem	Se196	Tl1908	V_2924	Zn2062	B_2089	Mo2020
Line	196.090 {472}	190.856 {477}	292.402 {115}	206.200 {463}	208.959 {461}	202.030 {467}
IS Ref	(Y_2243)	(Y_2243)	(Y_3600)	(Y_2243)	(Y_2243)	(Y_2243)
Units	ppb	ppb	ppb	ppb	ppb	ppb
Avg	**1899.**	**2094.**	**501.0**	**522.3**	**525.0**	**492.1**
Stddev	4.	7.	.6	1.5	2.0	.7
%RSD	.2032	.3170	.1222	.2889	.3889	.1388
#1	1903.	2089.	500.5	520.9	524.7	491.4
#2	1895.	2092.	500.9	522.1	523.1	492.2
#3	1900.	2101.	501.7	523.9	527.2	492.7
Check ?	Chk Pass	Chk Pass	Chk Pass	Chk Pass	Chk Pass	Chk Pass
High Limit						
Low Limit						

Elem	Sn1899	Sr4077	Ti3349	Si2881
Line	189.989 {477}	407.771 { 83}	334.941 {101}	288.158 {117}
IS Ref	(Y_2243)	(Y_3710)	(Y_3600)	(Y_2243)
Units	ppb	ppb	ppb	ppb
Avg	**504.4**	**546.0**	**495.6**	**5398.**
Stddev	1.1	1.4	.3	19.
%RSD	.2153	.2553	.0621	.3606
#1	504.0	545.8	495.7	5380.
#2	503.5	547.5	495.8	5395.
#3	505.6	544.7	495.2	5419.
Check ?	Chk Pass	Chk Pass	Chk Pass	Chk Pass
High Limit				
Low Limit				

Int. Std.	Y_2243	Y_3600	Y_3710
Line	224.306 {450}	360.073 { 94}	371.030 { 91}
Units	Cts/S	Cts/S	Cts/S
Avg	**2936.9**	**39158.**	**5251.7**
Stddev	9.2	167.	33.1
%RSD	.31413	.42706	.63009
#1	2945.6	39307.	5288.5
#2	2937.9	39190.	5241.8
#3	2927.2	38977.	5224.6

Sample Name: 460-110136-F-3-B Acquired: 4/14/2016 13:32:22 Type: Unk
Method: sw04052016(v9) Mode: CONC Corr. Factor: 1.000000
User: admin Custom ID1: Custom ID2: Custom ID3:
Comment:

Elem	Al3961	As1890	Ag3280	Ba2335	Be3130	Ca3181
Line	396.152 { 85}	189.042 {478}	328.068 {103}	233.527 {445}	313.042 {108}	318.128 {106}
IS Ref	(Y_3710)	(Y_2243)	(Y_3600)	(Y_2243)	(Y_3710)	(Y_3600)
Units	ppb	ppb	ppb	ppb	ppb	ppb
Avg	**26.67**	**-.6110**	**-.0938**	**7.926**	**.0238**	**9842.**
Stddev	13.69	1.051	.4679	.109	.1155	53.
%RSD	51.36	172.1	499.1	1.370	484.5	.5356
#1	11.31	.4550	-.6118	7.808	.0303	9891.
#2	37.60	-.6411	.0322	8.021	.1359	9848.
#3	31.09	-1.647	.2983	7.948	-.0947	9786.
Check ?	Chk Pass	Chk Pass	Chk Pass	Chk Pass	Chk Pass	Chk Pass
High Limit						
Low Limit						

Elem	Cd2265	Co2286	Cr2677	Cu3247	Fe2714	K_7664
Line	226.502 {449}	228.616 {447}	267.716 {126}	324.754 {104}	271.441 {124}	766.490 { 44}
IS Ref	(Y_2243)	(Y_2243)	(Y_3600)	(Y_3600)	(Y_3600)	(Y_3710)
Units	ppb	ppb	ppb	ppb	ppb	ppb
Avg	**-.0531**	**-.2265**	**27.78**	**-.1432**	**-6.602**	**2094.**
Stddev	.0669	.0464	.13	.1223	7.062	49.
%RSD	126.0	20.48	.4555	85.39	107.0	2.329
#1	-.1194	-.2636	27.91	-.1868	-2.766	2048.
#2	-.0544	-.2414	27.77	-.0051	-2.287	2090.
#3	.0145	-.1745	27.65	-.2376	-14.75	2145.
Check ?	Chk Pass	Chk Pass	Chk Pass	Chk Pass	Chk Pass	Chk Pass
High Limit						
Low Limit						

Elem	Mg2790	Mn2576	Na5895	Ni2316	Pb2203	Sb2068
Line	279.079 {121}	257.610 {131}	589.592 { 57}	231.604 {446}	220.353 {453}	206.833 {463}
IS Ref	(Y_3600)	(Y_3600)	(Y_3710)	(Y_2243)	(Y_2243)	(Y_2243)
Units	ppb	ppb	ppb	ppb	ppb	ppb
Avg	**4785.**	**.3895**	**12760.**	**.0142**	**2.347**	**.5421**
Stddev	4.	.3558	81.	.3467	1.244	.4333
%RSD	.0877	91.34	.6314	2448.	53.00	79.93
#1	4789.	.1910	12850.	.2473	2.309	.6127
#2	4781.	.8003	12720.	-.3843	1.123	.0778
#3	4784.	.1773	12710.	.1795	3.610	.9357
Check ?	Chk Pass	Chk Pass	Chk Pass	Chk Pass	Chk Pass	Chk Pass
High Limit						
Low Limit						

Sample Name: 460-110136-F-3-B Acquired: 4/14/2016 13:32:22 Type: Unk
Method: sw04052016(v9) Mode: CONC Corr. Factor: 1.000000
User: admin Custom ID1: Custom ID2: Custom ID3:
Comment:

Elem	Se196	Tl1908	V_2924	Zn2062	B_2089	Mo2020
Line	196.090 {472}	190.856 {477}	292.402 {115}	206.200 {463}	208.959 {461}	202.030 {467}
IS Ref	(Y_2243)	(Y_2243)	(Y_3600)	(Y_2243)	(Y_2243)	(Y_2243)
Units	ppb	ppb	ppb	ppb	ppb	ppb
Avg	**-.2615**	**-.0846**	**-.1919**	**2.068**	**19.51**	**-.8964**
Stddev	3.782	1.701	.2943	.059	.14	.0875
%RSD	1446.	2011.	153.4	2.867	.7329	9.760
#1	.8234	-1.788	-.3086	2.016	19.60	-.8297
#2	-4.467	-.0792	-.4099	2.054	19.60	-.8641
#3	2.859	1.613	.1429	2.132	19.35	-.9955
Check ?	Chk Pass	Chk Pass	Chk Pass	Chk Pass	Chk Pass	Chk Pass
High Limit						
Low Limit						

Elem	Sn1899	Sr4077	Ti3349	Si2881
Line	189.989 {477}	407.771 { 83}	334.941 {101}	288.158 {117}
IS Ref	(Y_2243)	(Y_3710)	(Y_3600)	(Y_2243)
Units	ppb	ppb	ppb	ppb
Avg	**.2524**	**55.44**	**.3153**	**6462.**
Stddev	.7252	.25	.3263	148.
%RSD	287.3	.4512	103.5	2.287
#1	-.2329	55.70	.2125	6447.
#2	-.0958	55.21	.6806	6322.
#3	1.086	55.40	.0527	6616.
Check ?	Chk Pass	Chk Pass	Chk Pass	Chk Pass
High Limit				
Low Limit				

Int. Std.	Y_2243	Y_3600	Y_3710
Line	224.306 {450}	360.073 { 94}	371.030 { 91}
Units	Cts/S	Cts/S	Cts/S
Avg	**2979.2**	**39398.**	**5157.8**
Stddev	22.1	600.	137.1
%RSD	.74100	1.5218	2.6584
#1	2954.1	38845.	5060.9
#2	2995.5	39313.	5097.8
#3	2988.1	40035.	5314.7

Sample Name: CCV Acquired: 4/14/2016 13:40:28 Type: QC
Method: sw04052016(v9) Mode: CONC Corr. Factor: 1.000000
User: admin Custom ID1: Custom ID2: Custom ID3:
Comment:

Elem	Al3961	As1890	Ag3280	Ba2335	Be3130	Ca3181
Line	396.152 { 85}	189.042 {478}	328.068 {103}	233.527 {445}	313.042 {108}	318.128 {106}
IS Ref	(Y_3710)	(Y_2243)	(Y_3600)	(Y_2243)	(Y_3710)	(Y_3600)
Units	ppb	ppb	ppb	ppb	ppb	ppb
Avg	**119800.**	**2467.**	**1213.**	**10200.**	**981.9**	**127700.**
Stddev	201.	10.	5.	28.	2.4	986.
%RSD	.1675	.4226	.3989	.2740	.2459	.7719
#1	119600.	2472.	1218.	10230.	981.4	128800.
#2	120000.	2475.	1212.	10190.	984.6	127300.
#3	119800.	2455.	1208.	10180.	979.8	126900.
Check ?	Chk Pass	Chk Pass	Chk Pass	Chk Pass	Chk Pass	Chk Pass
Value						
Range						

Elem	Cd2265	Co2286	Cr2677	Cu3247	Fe2714	K_7664
Line	226.502 {449}	228.616 {447}	267.716 {126}	324.754 {104}	271.441 {124}	766.490 { 44}
IS Ref	(Y_2243)	(Y_2243)	(Y_3600)	(Y_3600)	(Y_3600)	(Y_3710)
Units	ppb	ppb	ppb	ppb	ppb	ppb
Avg	**1261.**	**2503.**	**5163.**	**12270.**	**99770.**	**48580.**
Stddev	6.	4.	30.	26.	497.	122.
%RSD	.4486	.1706	.5851	.2139	.4976	.2504
#1	1267.	2506.	5195.	12250.	100300.	48440.
#2	1260.	2505.	5159.	12300.	99760.	48630.
#3	1256.	2498.	5135.	12250.	99280.	48660.
Check ?	Chk Pass	Chk Pass	Chk Pass	Chk Pass	Chk Pass	Chk Pass
Value						
Range						

Elem	Mg2790	Mn2576	Na5895	Ni2316	Pb2203	Sb2068
Line	279.079 {121}	257.610 {131}	589.592 { 57}	231.604 {446}	220.353 {453}	206.833 {463}
IS Ref	(Y_3600)	(Y_3600)	(Y_3710)	(Y_2243)	(Y_2243)	(Y_2243)
Units	ppb	ppb	ppb	ppb	ppb	ppb
Avg	**122700.**	**5131.**	**120000.**	**2554.**	**7387.**	**966.5**
Stddev	788.	30.	422.	12.	20.	2.5
%RSD	.6422	.5798	.3511	.4891	.2674	.2584
#1	123500.	5162.	119800.	2566.	7403.	963.8
#2	122500.	5130.	120500.	2553.	7392.	968.7
#3	122000.	5102.	119800.	2541.	7365.	967.1
Check ?	Chk Pass	Chk Pass	Chk Pass	Chk Pass	Chk Pass	Chk Pass
Value						
Range						

Sample Name: CCV Acquired: 4/14/2016 13:40:28 Type: QC
Method: sw04052016(v9) Mode: CONC Corr. Factor: 1.000000
User: admin Custom ID1: Custom ID2: Custom ID3:
Comment:

Elem	Se196	Tl1908	V_2924	Zn2062	B_2089	Mo2020
Line	196.090 {472}	190.856 {477}	292.402 {115}	206.200 {463}	208.959 {461}	202.030 {467}
IS Ref	(Y_2243)	(Y_2243)	(Y_3600)	(Y_2243)	(Y_2243)	(Y_2243)
Units	ppb	ppb	ppb	ppb	ppb	ppb
Avg	**2468.**	**2507.**	**2513.**	**2520.**	**995.1**	**2509.**
Stddev	13.	10.	11.	20.	3.8	2.
%RSD	.5208	.4030	.4319	.8090	.3793	.0981
#1	2467.	2506.	2524.	2543.	995.0	2510.
#2	2482.	2518.	2512.	2514.	998.9	2511.
#3	2456.	2498.	2503.	2503.	991.3	2507.
Check ?	Chk Pass	Chk Pass	Chk Pass	Chk Pass	Chk Pass	Chk Pass
Value						
Range						

Elem	Sn1899	Sr4077	Ti3349	Si2881
Line	189.989 {477}	407.771 { 83}	334.941 {101}	288.158 {117}
IS Ref	(Y_2243)	(Y_3710)	(Y_3600)	(Y_2243)
Units	ppb	ppb	ppb	ppb
Avg	**1016.**	**4983.**	**9968.**	**9409.**
Stddev	3.	10.	38.	91.
%RSD	.3338	.1922	.3841	.9702
#1	1020.	4972.	10000.	9396.
#2	1015.	4991.	9976.	9326.
#3	1014.	4985.	9927.	9507.
Check ?	Chk Pass	Chk Pass	Chk Pass	None
Value				
Range				

Int. Std.	Y_2243	Y_3600	Y_3710
Line	224.306 {450}	360.073 { 94}	371.030 { 91}
Units	Cts/S	Cts/S	Cts/S
Avg	**2839.3**	**37377.**	**5106.4**
Stddev	27.5	350.	46.4
%RSD	.96812	.93508	.90946
#1	2807.6	36986.	5089.7
#2	2856.7	37661.	5070.6
#3	2853.6	37484.	5158.9

Sample Name: CCB Acquired: 4/14/2016 13:44:18 Type: QC
Method: sw04052016(v9) Mode: CONC Corr. Factor: 1.000000
User: admin Custom ID1: Custom ID2: Custom ID3:
Comment:

Elem	Al3961	As1890	Ag3280	Ba2335	Be3130	Ca3181
Line	396.152 { 85}	189.042 {478}	328.068 {103}	233.527 {445}	313.042 {108}	318.128 {106}
IS Ref	(Y_3710)	(Y_2243)	(Y_3600)	(Y_2243)	(Y_3710)	(Y_3600)
Units	ppb	ppb	ppb	ppb	ppb	ppb
Avg	**-7.754**	**-.1738**	**-.3503**	**-.0340**	**-.0095**	**-11.74**
Stddev	16.27	.7043	.4999	.2519	.0499	1.99
%RSD	209.9	405.1	142.7	740.8	526.1	16.95
#1	-25.18	.4802	-.2056	.2567	.0448	-10.84
#2	-5.125	-.9194	.0612	-.1707	-.0198	-14.03
#3	7.044	-.0823	-.9067	-.1880	-.0535	-10.37
Check ?	Chk Pass	Chk Pass	Chk Pass	Chk Pass	Chk Pass	Chk Pass
High Limit						
Low Limit						

Elem	Cd2265	Co2286	Cr2677	Cu3247	Fe2714	K_7664
Line	226.502 {449}	228.616 {447}	267.716 {126}	324.754 {104}	271.441 {124}	766.490 { 44}
IS Ref	(Y_2243)	(Y_2243)	(Y_3600)	(Y_3600)	(Y_3600)	(Y_3710)
Units	ppb	ppb	ppb	ppb	ppb	ppb
Avg	**-.0455**	**-.0312**	**.4132**	**-.5440**	**4.596**	**3.979**
Stddev	.0312	.1460	.4462	.3251	.773	46.06
%RSD	68.54	467.6	108.0	59.77	16.81	1157.
#1	-.0611	-.1934	.1168	-.3286	4.989	57.16
#2	-.0096	.0897	.1964	-.9180	5.094	-22.07
#3	-.0658	.0101	.9264	-.3853	3.706	-23.15
Check ?	Chk Pass	Chk Pass	Chk Pass	Chk Pass	Chk Pass	Chk Pass
High Limit						
Low Limit						

Elem	Mg2790	Mn2576	Na5895	Ni2316	Pb2203	Sb2068
Line	279.079 {121}	257.610 {131}	589.592 { 57}	231.604 {446}	220.353 {453}	206.833 {463}
IS Ref	(Y_3600)	(Y_3600)	(Y_3710)	(Y_2243)	(Y_2243)	(Y_2243)
Units	ppb	ppb	ppb	ppb	ppb	ppb
Avg	**-.9061**	**.0871**	**2.063**	**.1319**	**-.4068**	**.4240**
Stddev	5.985	.0904	16.71	.4492	1.897	1.141
%RSD	660.6	103.8	809.8	340.7	466.3	269.1
#1	2.263	.1786	17.87	.5569	-.1934	1.718
#2	2.828	.0850	3.746	-.3382	1.374	-.4366
#3	-7.809	-.0022	-15.42	.1768	-2.401	-.0096
Check ?	Chk Pass	Chk Pass	Chk Pass	Chk Pass	Chk Pass	Chk Pass
High Limit						
Low Limit						

Sample Name: CCB Acquired: 4/14/2016 13:44:18 Type: QC
Method: sw04052016(v9) Mode: CONC Corr. Factor: 1.000000
User: admin Custom ID1: Custom ID2: Custom ID3:
Comment:

Elem	Se196	Tl1908	V_2924	Zn2062	B_2089	Mo2020
Line	196.090 {472}	190.856 {477}	292.402 {115}	206.200 {463}	208.959 {461}	202.030 {467}
IS Ref	(Y_2243)	(Y_2243)	(Y_3600)	(Y_2243)	(Y_2243)	(Y_2243)
Units	ppb	ppb	ppb	ppb	ppb	ppb
Avg	**1.820**	**.6132**	**-.2044**	**.0280**	**-.1557**	**.5571**
Stddev	1.052	1.223	.2583	.1825	.4042	.2805
%RSD	57.79	199.4	126.4	652.6	259.6	50.35
#1	1.038	2.014	-.2695	.2231	-.1107	.8807
#2	3.016	.0644	.0802	-.1386	.2241	.3849
#3	1.406	-.2390	-.4238	-.0007	-.5805	.4056
Check ?	Chk Pass	Chk Pass	Chk Pass	Chk Pass	Chk Pass	Chk Pass
High Limit						
Low Limit						

Elem	Sn1899	Sr4077	Ti3349	Si2881
Line	189.989 {477}	407.771 { 83}	334.941 {101}	288.158 {117}
IS Ref	(Y_2243)	(Y_3710)	(Y_3600)	(Y_2243)
Units	ppb	ppb	ppb	ppb
Avg	**.5066**	**.0738**	**-.1060**	**-22.04**
Stddev	.3651	.1401	.0693	17.73
%RSD	72.07	189.8	65.37	80.43
#1	.3174	.2328	-.0264	-1.572
#2	.2750	.0197	-.1390	-32.28
#3	.9276	-.0312	-.1527	-32.27
Check ?	Chk Pass	Chk Pass	Chk Pass	None
High Limit				
Low Limit				

Int. Std.	Y_2243	Y_3600	Y_3710
Line	224.306 {450}	360.073 { 94}	371.030 { 91}
Units	Cts/S	Cts/S	Cts/S
Avg	**2982.0**	**39497.**	**5111.8**
Stddev	10.0	203.	62.6
%RSD	.33507	.51468	1.2254
#1	2993.5	39729.	5128.5
#2	2976.2	39416.	5164.5
#3	2976.2	39347.	5042.5

Sample Name: CCVL Acquired: 4/14/2016 13:48:24 Type: QC
Method: sw04052016(v9) Mode: CONC Corr. Factor: 1.000000
User: admin Custom ID1: Custom ID2: Custom ID3:
Comment:

Elem	Al3961	As1890	Ag3280	Ba2335	Be3130	Ca3181
Line	396.152 { 85}	189.042 {478}	328.068 {103}	233.527 {445}	313.042 {108}	318.128 {106}
IS Ref	(Y_3710)	(Y_2243)	(Y_3600)	(Y_2243)	(Y_3710)	(Y_3600)
Units	ppb	ppb	ppb	ppb	ppb	ppb
Avg	**208.7**	**13.74**	**9.409**	**215.1**	**1.931**	**5160.**
Stddev	13.7	2.47	.460	.6	.058	14.
%RSD	6.559	18.01	4.885	.2831	2.996	.2755
#1	212.6	14.25	9.401	214.7	1.995	5155.
#2	220.1	15.91	8.953	214.8	1.883	5148.
#3	193.5	11.04	9.872	215.8	1.916	5176.
Check ?	Chk Pass	Chk Pass	Chk Pass	Chk Pass	Chk Pass	Chk Pass
Value						
Range						

Elem	Cd2265	Co2286	Cr2677	Cu3247	Fe2714	K_7664
Line	226.502 {449}	228.616 {447}	267.716 {126}	324.754 {104}	271.441 {124}	766.490 { 44}
IS Ref	(Y_2243)	(Y_2243)	(Y_3600)	(Y_3600)	(Y_3600)	(Y_3710)
Units	ppb	ppb	ppb	ppb	ppb	ppb
Avg	**4.125**	**53.92**	**10.83**	**24.25**	**154.1**	**4791.**
Stddev	.062	.37	.09	.12	6.8	52.
%RSD	1.499	.6843	.7996	.5047	4.433	1.076
#1	4.197	53.50	10.73	24.14	154.6	4850.
#2	4.088	54.17	10.88	24.38	160.7	4759.
#3	4.092	54.09	10.88	24.23	147.0	4763.
Check ?	Chk Pass	Chk Pass	Chk Pass	Chk Pass	Chk Pass	Chk Pass
Value						
Range						

Elem	Mg2790	Mn2576	Na5895	Ni2316	Pb2203	Sb2068
Line	279.079 {121}	257.610 {131}	589.592 { 57}	231.604 {446}	220.353 {453}	206.833 {463}
IS Ref	(Y_3600)	(Y_3600)	(Y_3710)	(Y_2243)	(Y_2243)	(Y_2243)
Units	ppb	ppb	ppb	ppb	ppb	ppb
Avg	**4857.**	**16.16**	**4700.**	**44.36**	**11.13**	**19.31**
Stddev	6.	.02	31.	.45	1.62	1.18
%RSD	.1204	.1433	.6574	1.015	14.58	6.108
#1	4864.	16.15	4717.	44.00	9.707	19.08
#2	4855.	16.19	4719.	44.21	12.90	20.58
#3	4853.	16.14	4664.	44.86	10.80	18.25
Check ?	Chk Pass	Chk Pass	Chk Pass	Chk Pass	Chk Pass	Chk Pass
Value						
Range						

Sample Name: CCVL Acquired: 4/14/2016 13:48:24 Type: QC
Method: sw04052016(v9) Mode: CONC Corr. Factor: 1.000000
User: admin Custom ID1: Custom ID2: Custom ID3:
Comment:

Elem	Se196	Tl1908	V_2924	Zn2062	B_2089	Mo2020
Line	196.090 {472}	190.856 {477}	292.402 {115}	206.200 {463}	208.959 {461}	202.030 {467}
IS Ref	(Y_2243)	(Y_2243)	(Y_3600)	(Y_2243)	(Y_2243)	(Y_2243)
Units	ppb	ppb	ppb	ppb	ppb	ppb
Avg	**20.54**	**23.00**	**51.56**	**31.90**	**50.56**	**20.17**
Stddev	2.61	1.22	.21	.09	.46	.26
%RSD	12.70	5.288	.4067	.2828	.9027	1.308
#1	19.94	24.39	51.63	31.84	50.89	20.37
#2	23.40	22.13	51.73	32.00	50.75	20.27
#3	18.29	22.48	51.33	31.86	50.04	19.87
Check ?	Chk Pass	Chk Pass	Chk Pass	Chk Pass	Chk Pass	Chk Pass
Value						
Range						

Elem	Sn1899	Sr4077	Ti3349	Si2881
Line	189.989 {477}	407.771 { 83}	334.941 {101}	288.158 {117}
IS Ref	(Y_2243)	(Y_3710)	(Y_3600)	(Y_2243)
Units	ppb	ppb	ppb	ppb
Avg	**52.29**	**20.68**	**20.28**	F **-7.158**
Stddev	.94	.03	.13	14.15
%RSD	1.806	.1652	.6506	197.7
#1	51.92	20.65	20.31	-1.254
#2	51.58	20.67	20.40	3.083
#3	53.36	20.72	20.14	-23.30
Check ?	Chk Pass	Chk Pass	Chk Pass	Chk Fail
Value				200.0
Range				-30.50%

Int. Std.	Y_2243	Y_3600	Y_3710
Line	224.306 {450}	360.073 { 94}	371.030 { 91}
Units	Cts/S	Cts/S	Cts/S
Avg	**3020.8**	**40332.**	**5322.7**
Stddev	10.6	157.	190.6
%RSD	.35135	.39046	3.5806
#1	3027.3	40170.	5107.9
#2	3026.5	40343.	5388.6
#3	3008.5	40484.	5471.6

Sample Name: 460-110136-F-6-B Acquired: 4/14/2016 13:56:37 Type: Unk
Method: sw04052016(v9) Mode: CONC Corr. Factor: 1.000000
User: admin Custom ID1: Custom ID2: Custom ID3:
Comment:

Elem	Al3961	As1890	Ag3280	Ba2335	Be3130	Ca3181
Line	396.152 { 85}	189.042 {478}	328.068 {103}	233.527 {445}	313.042 {108}	318.128 {106}
IS Ref	(Y_3710)	(Y_2243)	(Y_3600)	(Y_2243)	(Y_3710)	(Y_3600)
Units	ppb	ppb	ppb	ppb	ppb	ppb
Avg	**106.8**	**-2.623**	**-.2114**	**179.0**	**.1093**	**38010.**
Stddev	7.4	.534	.3204	.6	.0714	191.
%RSD	6.914	20.37	151.5	.3268	65.33	.5036
#1	115.1	-2.199	-.0465	178.9	.1776	37790.
#2	104.4	-3.223	-.5807	179.7	.0351	38090.
#3	100.9	-2.446	-.0072	178.5	.1154	38150.
Check ?	Chk Pass	Chk Pass	Chk Pass	Chk Pass	Chk Pass	Chk Pass
High Limit						
Low Limit						

Elem	Cd2265	Co2286	Cr2677	Cu3247	Fe2714	K_7664
Line	226.502 {449}	228.616 {447}	267.716 {126}	324.754 {104}	271.441 {124}	766.490 { 44}
IS Ref	(Y_2243)	(Y_2243)	(Y_3600)	(Y_3600)	(Y_3600)	(Y_3710)
Units	ppb	ppb	ppb	ppb	ppb	ppb
Avg	**1.444**	**-.0293**	**.7212**	**.0571**	**10.78**	**5810.**
Stddev	.104	.2204	.3669	.1551	6.73	72.
%RSD	7.210	753.2	50.88	271.6	62.37	1.237
#1	1.555	.0036	.5272	.2265	16.26	5773.
#2	1.349	.1728	.4920	-.0779	3.276	5764.
#3	1.426	-.2642	1.144	.0227	12.82	5893.
Check ?	Chk Pass	Chk Pass	Chk Pass	Chk Pass	Chk Pass	Chk Pass
High Limit						
Low Limit						

Elem	Mg2790	Mn2576	Na5895	Ni2316	Pb2203	Sb2068
Line	279.079 {121}	257.610 {131}	589.592 { 57}	231.604 {446}	220.353 {453}	206.833 {463}
IS Ref	(Y_3600)	(Y_3600)	(Y_3710)	(Y_2243)	(Y_2243)	(Y_2243)
Units	ppb	ppb	ppb	ppb	ppb	ppb
Avg	**7499.**	**858.2**	**60050.**	**4.518**	**4.534**	**-.4623**
Stddev	24.	2.9	128.	.191	.930	.6468
%RSD	.3162	.3327	.2129	4.234	20.51	139.9
#1	7472.	854.9	59970.	4.310	4.372	-.8807
#2	7513.	859.5	59980.	4.686	5.535	-.7889
#3	7514.	860.1	60200.	4.557	3.696	.2827
Check ?	Chk Pass	Chk Pass	Chk Pass	Chk Pass	Chk Pass	Chk Pass
High Limit						
Low Limit						

Sample Name: 460-110136-F-6-B Acquired: 4/14/2016 13:56:37 Type: Unk
Method: sw04052016(v9) Mode: CONC Corr. Factor: 1.000000
User: admin Custom ID1: Custom ID2: Custom ID3:
Comment:

Elem	Se196	Tl1908	V_2924	Zn2062	B_2089	Mo2020
Line	196.090 {472}	190.856 {477}	292.402 {115}	206.200 {463}	208.959 {461}	202.030 {467}
IS Ref	(Y_2243)	(Y_2243)	(Y_3600)	(Y_2243)	(Y_2243)	(Y_2243)
Units	ppb	ppb	ppb	ppb	ppb	ppb
Avg	**.3177**	**.9216**	**.0558**	**2.298**	**66.35**	**-.6796**
Stddev	3.037	1.222	.3563	.138	.35	.2207
%RSD	955.8	132.6	638.6	5.988	.5248	32.47
#1	-1.256	-.0932	-.3550	2.141	65.95	-.8691
#2	-1.609	.5798	.2801	2.394	66.54	-.7324
#3	3.818	2.278	.2423	2.360	66.56	-.4373
Check ?	Chk Pass	Chk Pass	Chk Pass	Chk Pass	Chk Pass	Chk Pass
High Limit						
Low Limit						

Elem	Sn1899	Sr4077	Ti3349	Si2881
Line	189.989 {477}	407.771 { 83}	334.941 {101}	288.158 {117}
IS Ref	(Y_2243)	(Y_3710)	(Y_3600)	(Y_2243)
Units	ppb	ppb	ppb	ppb
Avg	**.4687**	**192.7**	**.8769**	**7274.**
Stddev	.6248	.7	.1658	17.
%RSD	133.3	.3613	18.91	.2404
#1	.4221	192.4	.8299	7274.
#2	1.115	192.1	1.061	7257.
#3	-.1316	193.4	.7396	7292.
Check ?	Chk Pass	Chk Pass	Chk Pass	Chk Pass
High Limit				
Low Limit				

Int. Std.	Y_2243	Y_3600	Y_3710
Line	224.306 {450}	360.073 { 94}	371.030 { 91}
Units	Cts/S	Cts/S	Cts/S
Avg	**2971.1**	**39878.**	**5459.9**
Stddev	2.7	100.	16.4
%RSD	.09065	.25087	.30098
#1	2971.5	39994.	5475.1
#2	2973.6	39823.	5462.0
#3	2968.3	39818.	5442.4

Sample Name: 460-110136-F-7-B Acquired: 4/14/2016 14:00:39 Type: Unk
Method: sw04052016(v9) Mode: CONC Corr. Factor: 1.000000
User: admin Custom ID1: Custom ID2: Custom ID3:
Comment:

Elem	Al3961	As1890	Ag3280	Ba2335	Be3130	Ca3181
Line	396.152 { 85}	189.042 {478}	328.068 {103}	233.527 {445}	313.042 {108}	318.128 {106}
IS Ref	(Y_3710)	(Y_2243)	(Y_3600)	(Y_2243)	(Y_3710)	(Y_3600)
Units	ppb	ppb	ppb	ppb	ppb	ppb
Avg	**25.60**	**-1.684**	**-.2853**	**9.518**	**.0438**	**8214.**
Stddev	13.93	1.767	.2658	.059	.0555	87.
%RSD	54.43	105.0	93.17	.6169	126.7	1.058
#1	31.31	-3.352	-.5883	9.527	.1032	8292.
#2	35.77	-1.867	-.0916	9.572	-.0069	8230.
#3	9.718	.1682	-.1759	9.456	.0352	8121.
Check ?	Chk Pass	Chk Pass	Chk Pass	Chk Pass	Chk Pass	Chk Pass
High Limit						
Low Limit						

Elem	Cd2265	Co2286	Cr2677	Cu3247	Fe2714	K_7664
Line	226.502 {449}	228.616 {447}	267.716 {126}	324.754 {104}	271.441 {124}	766.490 { 44}
IS Ref	(Y_2243)	(Y_2243)	(Y_3600)	(Y_3600)	(Y_3600)	(Y_3710)
Units	ppb	ppb	ppb	ppb	ppb	ppb
Avg	**.0064**	**.2229**	**5.412**	**23.92**	**26.97**	**2150.**
Stddev	.0629	.0199	.390	.11	2.25	34.
%RSD	988.8	8.915	7.213	.4432	8.345	1.597
#1	-.0232	.2000	5.080	23.98	24.45	2115.
#2	.0786	.2330	5.842	23.97	28.79	2184.
#3	-.0363	.2357	5.315	23.79	27.66	2152.
Check ?	Chk Pass	Chk Pass	Chk Pass	Chk Pass	Chk Pass	Chk Pass
High Limit						
Low Limit						

Elem	Mg2790	Mn2576	Na5895	Ni2316	Pb2203	Sb2068
Line	279.079 {121}	257.610 {131}	589.592 { 57}	231.604 {446}	220.353 {453}	206.833 {463}
IS Ref	(Y_3600)	(Y_3600)	(Y_3710)	(Y_2243)	(Y_2243)	(Y_2243)
Units	ppb	ppb	ppb	ppb	ppb	ppb
Avg	**2534.**	**27.81**	**23180.**	**19.56**	**1.270**	**-.4242**
Stddev	13.	.12	136.	.32	.386	.0737
%RSD	.4961	.4148	.5879	1.661	30.42	17.37
#1	2549.	27.92	23110.	19.27	.8587	-.4603
#2	2529.	27.69	23330.	19.91	1.327	-.3394
#3	2525.	27.82	23080.	19.49	1.625	-.4728
Check ?	Chk Pass	Chk Pass	Chk Pass	Chk Pass	Chk Pass	Chk Pass
High Limit						
Low Limit						

Sample Name: 460-110136-F-7-B Acquired: 4/14/2016 14:00:39 Type: Unk
Method: sw04052016(v9) Mode: CONC Corr. Factor: 1.000000
User: admin Custom ID1: Custom ID2: Custom ID3:
Comment:

Elem	Se196	Tl1908	V_2924	Zn2062	B_2089	Mo2020
Line	196.090 {472}	190.856 {477}	292.402 {115}	206.200 {463}	208.959 {461}	202.030 {467}
IS Ref	(Y_2243)	(Y_2243)	(Y_3600)	(Y_2243)	(Y_2243)	(Y_2243)
Units	ppb	ppb	ppb	ppb	ppb	ppb
Avg	**2.232**	**-1.043**	**.3081**	**34.29**	**16.34**	**.2498**
Stddev	.706	.668	.2493	.19	.42	.1567
%RSD	31.62	64.05	80.93	.5649	2.552	62.73
#1	2.225	-.6905	.1193	34.45	16.01	.4263
#2	1.530	-.6254	.5907	34.34	16.21	.1962
#3	2.941	-1.814	.2142	34.07	16.81	.1269
Check ?	Chk Pass	Chk Pass	Chk Pass	Chk Pass	Chk Pass	Chk Pass
High Limit						
Low Limit						

Elem	Sn1899	Sr4077	Ti3349	Si2881
Line	189.989 {477}	407.771 { 83}	334.941 {101}	288.158 {117}
IS Ref	(Y_2243)	(Y_3710)	(Y_3600)	(Y_2243)
Units	ppb	ppb	ppb	ppb
Avg	**.4955**	**33.77**	**.2839**	**5242.**
Stddev	.3818	.21	.0781	123.
%RSD	77.04	.6129	27.53	2.336
#1	.9364	33.57	.2065	5174.
#2	.2785	33.99	.3627	5170.
#3	.2717	33.75	.2824	5384.
Check ?	Chk Pass	Chk Pass	Chk Pass	Chk Pass
High Limit				
Low Limit				

Int. Std.	Y_2243	Y_3600	Y_3710
Line	224.306 {450}	360.073 { 94}	371.030 { 91}
Units	Cts/S	Cts/S	Cts/S
Avg	**3004.1**	**40046.**	**5331.3**
Stddev	10.7	486.	175.6
%RSD	.35688	1.2129	3.2945
#1	2991.9	39571.	5237.7
#2	3012.0	40026.	5222.2
#3	3008.5	40542.	5533.9

Sample Name: 460-110136-F-8-B Acquired: 4/14/2016 14:04:44 Type: Unk
Method: sw04052016(v9) Mode: CONC Corr. Factor: 1.000000
User: admin Custom ID1: Custom ID2: Custom ID3:
Comment:

Elem	Al3961	As1890	Ag3280	Ba2335	Be3130	Ca3181
Line	396.152 { 85}	189.042 {478}	328.068 {103}	233.527 {445}	313.042 {108}	318.128 {106}
IS Ref	(Y_3710)	(Y_2243)	(Y_3600)	(Y_2243)	(Y_3710)	(Y_3600)
Units	ppb	ppb	ppb	ppb	ppb	ppb
Avg	**27.43**	**-1.971**	**.0086**	**9.736**	**.0379**	**8344.**
Stddev	7.45	.422	.6309	.073	.0935	9.
%RSD	27.17	21.40	7303.	.7457	246.9	.1098
#1	20.62	-1.935	.6652	9.798	-.0682	8341.
#2	35.39	-1.568	-.5931	9.754	.0731	8336.
#3	26.28	-2.409	-.0462	9.656	.1087	8354.
Check ?	Chk Pass	Chk Pass	Chk Pass	Chk Pass	Chk Pass	Chk Pass
High Limit						
Low Limit						

Elem	Cd2265	Co2286	Cr2677	Cu3247	Fe2714	K_7664
Line	226.502 {449}	228.616 {447}	267.716 {126}	324.754 {104}	271.441 {124}	766.490 { 44}
IS Ref	(Y_2243)	(Y_2243)	(Y_3600)	(Y_3600)	(Y_3600)	(Y_3710)
Units	ppb	ppb	ppb	ppb	ppb	ppb
Avg	**.0118**	**.1848**	**5.193**	**24.07**	**21.98**	**2191.**
Stddev	.0306	.0543	.401	.46	1.79	40.
%RSD	259.7	29.37	7.714	1.893	8.134	1.812
#1	-.0235	.1268	5.063	23.77	23.84	2152.
#2	.0295	.1934	5.642	24.60	20.27	2232.
#3	.0293	.2343	4.873	23.85	21.82	2188.
Check ?	Chk Pass	Chk Pass	Chk Pass	Chk Pass	Chk Pass	Chk Pass
High Limit						
Low Limit						

Elem	Mg2790	Mn2576	Na5895	Ni2316	Pb2203	Sb2068
Line	279.079 {121}	257.610 {131}	589.592 { 57}	231.604 {446}	220.353 {453}	206.833 {463}
IS Ref	(Y_3600)	(Y_3600)	(Y_3710)	(Y_2243)	(Y_2243)	(Y_2243)
Units	ppb	ppb	ppb	ppb	ppb	ppb
Avg	**2574.**	**28.59**	**23330.**	**20.13**	**2.550**	**.1110**
Stddev	12.	.06	82.	.26	1.630	.9706
%RSD	.4606	.2190	.3535	1.273	63.91	874.5
#1	2560.	28.56	23420.	20.41	4.104	.5677
#2	2580.	28.56	23270.	20.05	.8535	-1.004
#3	2581.	28.67	23290.	19.92	2.694	.7691
Check ?	Chk Pass	Chk Pass	Chk Pass	Chk Pass	Chk Pass	Chk Pass
High Limit						
Low Limit						

Sample Name: 460-110136-F-8-B Acquired: 4/14/2016 14:04:44 Type: Unk
Method: sw04052016(v9) Mode: CONC Corr. Factor: 1.000000
User: admin Custom ID1: Custom ID2: Custom ID3:
Comment:

Elem	Se196	Tl1908	V_2924	Zn2062	B_2089	Mo2020
Line	196.090 {472}	190.856 {477}	292.402 {115}	206.200 {463}	208.959 {461}	202.030 {467}
IS Ref	(Y_2243)	(Y_2243)	(Y_3600)	(Y_2243)	(Y_2243)	(Y_2243)
Units	ppb	ppb	ppb	ppb	ppb	ppb
Avg	**-.1148**	**-.7103**	**-.0458**	**33.17**	**16.66**	**.0300**
Stddev	3.896	.6396	.2504	.13	.54	.2235
%RSD	3393.	90.05	546.2	.4054	3.245	746.2
#1	-.6687	-1.116	-.1283	33.26	16.89	-.2194
#2	-3.704	.0270	-.2445	33.01	16.04	.0970
#3	4.028	-1.041	.2354	33.23	17.05	.2123
Check ?	Chk Pass	Chk Pass	Chk Pass	Chk Pass	Chk Pass	Chk Pass
High Limit						
Low Limit						

Elem	Sn1899	Sr4077	Ti3349	Si2881
Line	189.989 {477}	407.771 { 83}	334.941 {101}	288.158 {117}
IS Ref	(Y_2243)	(Y_3710)	(Y_3600)	(Y_2243)
Units	ppb	ppb	ppb	ppb
Avg	**.3392**	**34.27**	**.1680**	**5414.**
Stddev	.6243	.08	.1095	4.
%RSD	184.1	.2447	65.21	.0786
#1	-.3558	34.36	.0416	5419.
#2	.5207	34.26	.2267	5412.
#3	.8526	34.20	.2356	5412.
Check ?	Chk Pass	Chk Pass	Chk Pass	Chk Pass
High Limit				
Low Limit				

Int. Std.	Y_2243	Y_3600	Y_3710
Line	224.306 {450}	360.073 { 94}	371.030 { 91}
Units	Cts/S	Cts/S	Cts/S
Avg	**2981.7**	**40035.**	**5426.1**
Stddev	7.2	34.	11.1
%RSD	.23981	.08459	.20408
#1	2977.5	40065.	5426.8
#2	2989.9	39998.	5436.9
#3	2977.6	40042.	5414.8

Sample Name: 460-110136-F-9-B Acquired: 4/14/2016 14:08:49 Type: Unk
Method: sw04052016(v9) Mode: CONC Corr. Factor: 1.000000
User: admin Custom ID1: Custom ID2: Custom ID3:
Comment:

Elem	Al3961	As1890	Ag3280	Ba2335	Be3130	Ca3181
Line	396.152 { 85}	189.042 {478}	328.068 {103}	233.527 {445}	313.042 {108}	318.128 {106}
IS Ref	(Y_3710)	(Y_2243)	(Y_3600)	(Y_2243)	(Y_3710)	(Y_3600)
Units	ppb	ppb	ppb	ppb	ppb	ppb
Avg	**235.7**	**-.2120**	**-.1342**	**175.9**	**.5243**	**15800.**
Stddev	10.8	.8089	.3919	.4	.1167	67.
%RSD	4.561	381.6	291.9	.2538	22.25	.4221
#1	228.2	.6360	-.5635	176.4	.6261	15870.
#2	230.7	-.2967	-.0436	175.7	.5499	15740.
#3	248.0	-.9752	.2043	175.6	.3970	15800.
Check ?	Chk Pass	Chk Pass	Chk Pass	Chk Pass	Chk Pass	Chk Pass
High Limit						
Low Limit						

Elem	Cd2265	Co2286	Cr2677	Cu3247	Fe2714	K_7664
Line	226.502 {449}	228.616 {447}	267.716 {126}	324.754 {104}	271.441 {124}	766.490 { 44}
IS Ref	(Y_2243)	(Y_2243)	(Y_3600)	(Y_3600)	(Y_3600)	(Y_3710)
Units	ppb	ppb	ppb	ppb	ppb	ppb
Avg	**.2208**	**.0386**	**.8172**	**.3202**	**7.547**	**2024.**
Stddev	.0190	.1538	.4797	.2933	12.59	21.
%RSD	8.606	398.7	58.71	91.60	166.8	1.051
#1	.2033	.2075	1.326	.6580	4.326	2005.
#2	.2410	.0016	.7524	.1724	21.43	2048.
#3	.2181	-.0934	.3731	.1302	-3.119	2020.
Check ?	Chk Pass	Chk Pass	Chk Pass	Chk Pass	Chk Pass	Chk Pass
High Limit						
Low Limit						

Elem	Mg2790	Mn2576	Na5895	Ni2316	Pb2203	Sb2068
Line	279.079 {121}	257.610 {131}	589.592 { 57}	231.604 {446}	220.353 {453}	206.833 {463}
IS Ref	(Y_3600)	(Y_3600)	(Y_3710)	(Y_2243)	(Y_2243)	(Y_2243)
Units	ppb	ppb	ppb	ppb	ppb	ppb
Avg	**4461.**	**138.2**	**38920.**	**3.718**	**2.309**	**1.037**
Stddev	13.	.3	173.	.310	.812	1.419
%RSD	.2885	.2162	.4432	8.339	35.18	136.8
#1	4471.	138.5	38780.	4.018	2.311	.8774
#2	4446.	138.0	39120.	3.737	1.496	2.528
#3	4466.	137.9	38870.	3.399	3.121	-.2955
Check ?	Chk Pass	Chk Pass	Chk Pass	Chk Pass	Chk Pass	Chk Pass
High Limit						
Low Limit						

Sample Name: 460-110136-F-9-B Acquired: 4/14/2016 14:08:49 Type: Unk
Method: sw04052016(v9) Mode: CONC Corr. Factor: 1.000000
User: admin Custom ID1: Custom ID2: Custom ID3:
Comment:

Elem	Se196	Tl1908	V_2924	Zn2062	B_2089	Mo2020
Line	196.090 {472}	190.856 {477}	292.402 {115}	206.200 {463}	208.959 {461}	202.030 {467}
IS Ref	(Y_2243)	(Y_2243)	(Y_3600)	(Y_2243)	(Y_2243)	(Y_2243)
Units	ppb	ppb	ppb	ppb	ppb	ppb
Avg	**1.204**	**-.6080**	**-.3880**	**9.744**	**52.11**	**-.7786**
Stddev	.600	2.128	.2046	.221	.62	.2237
%RSD	49.81	349.9	52.72	2.272	1.192	28.73
#1	.7735	-2.822	-.5612	9.654	51.78	-.9385
#2	1.888	1.421	-.1623	9.996	52.82	-.8744
#3	.9487	-.4239	-.4406	9.581	51.72	-.5230
Check ?	Chk Pass	Chk Pass	Chk Pass	Chk Pass	Chk Pass	Chk Pass
High Limit						
Low Limit						

Elem	Sn1899	Sr4077	Ti3349	Si2881
Line	189.989 {477}	407.771 { 83}	334.941 {101}	288.158 {117}
IS Ref	(Y_2243)	(Y_3710)	(Y_3600)	(Y_2243)
Units	ppb	ppb	ppb	ppb
Avg	**-.0916**	**87.93**	**.5045**	**4445.**
Stddev	.6268	.21	.0665	102.
%RSD	684.6	.2367	13.18	2.292
#1	-.7697	87.75	.5527	4349.
#2	.0285	88.16	.4286	4552.
#3	.4665	87.89	.5322	4435.
Check ?	Chk Pass	Chk Pass	Chk Pass	Chk Pass
High Limit				
Low Limit				

Int. Std.	Y_2243	Y_3600	Y_3710
Line	224.306 {450}	360.073 { 94}	371.030 { 91}
Units	Cts/S	Cts/S	Cts/S
Avg	**3033.0**	**40126.**	**5388.9**
Stddev	11.4	401.	113.1
%RSD	.37608	1.0001	2.0990
#1	3045.9	39668.	5281.4
#2	3024.2	40413.	5506.9
#3	3028.8	40297.	5378.6

Sample Name: 460-110252-F-1-D Acquired: 4/14/2016 14:12:53 Type: Unk
Method: sw04052016(v9) Mode: CONC Corr. Factor: 1.000000
User: admin Custom ID1: Custom ID2: Custom ID3:
Comment:

Elem	Al3961	As1890	Ag3280	Ba2335	Be3130	Ca3181
Line	396.152 { 85}	189.042 {478}	328.068 {103}	233.527 {445}	313.042 {108}	318.128 {106}
IS Ref	(Y_3710)	(Y_2243)	(Y_3600)	(Y_2243)	(Y_3710)	(Y_3600)
Units	ppb	ppb	ppb	ppb	ppb	ppb
Avg	**54.99**	**-.0239**	**-.3753**	**31.70**	**-.0223**	**33230.**
Stddev	3.86	.6796	.1859	.07	.1470	193.
%RSD	7.015	2846.	49.54	.2269	660.0	.5806
#1	59.34	.7498	-.2011	31.74	-.0023	33240.
#2	52.00	-.5243	-.5711	31.74	-.1783	33410.
#3	53.62	-.2971	-.3537	31.61	.1137	33030.
Check ?	Chk Pass	Chk Pass	Chk Pass	Chk Pass	Chk Pass	Chk Pass
High Limit						
Low Limit						

Elem	Cd2265	Co2286	Cr2677	Cu3247	Fe2714	K_7664
Line	226.502 {449}	228.616 {447}	267.716 {126}	324.754 {104}	271.441 {124}	766.490 { 44}
IS Ref	(Y_2243)	(Y_2243)	(Y_3600)	(Y_3600)	(Y_3600)	(Y_3710)
Units	ppb	ppb	ppb	ppb	ppb	ppb
Avg	**-.0844**	**-.1028**	**.5415**	**.3971**	**-3.987**	**2812.**
Stddev	.0031	.1378	.2366	.2960	9.867	33.
%RSD	3.700	134.1	43.70	74.54	247.5	1.170
#1	-.0874	-.0603	.4281	.7049	-5.456	2792.
#2	-.0812	-.2568	.8134	.3720	-13.04	2794.
#3	-.0846	.0088	.3829	.1145	6.532	2850.
Check ?	Chk Pass	Chk Pass	Chk Pass	Chk Pass	Chk Pass	Chk Pass
High Limit						
Low Limit						

Elem	Mg2790	Mn2576	Na5895	Ni2316	Pb2203	Sb2068
Line	279.079 {121}	257.610 {131}	589.592 { 57}	231.604 {446}	220.353 {453}	206.833 {463}
IS Ref	(Y_3600)	(Y_3600)	(Y_3710)	(Y_2243)	(Y_2243)	(Y_2243)
Units	ppb	ppb	ppb	ppb	ppb	ppb
Avg	**4508.**	**4.563**	**46290.**	**.6209**	**.0793**	**-.5355**
Stddev	26.	.037	399.	1.028	.6317	1.630
%RSD	.5662	.8145	.8614	165.5	796.2	304.4
#1	4479.	4.570	45950.	1.345	-.3508	1.046
#2	4519.	4.523	46200.	-.5553	-.2157	-2.211
#3	4527.	4.596	46730.	1.073	.8045	-.4414
Check ?	Chk Pass	Chk Pass	Chk Pass	Chk Pass	Chk Pass	Chk Pass
High Limit						
Low Limit						

Sample Name: 460-110252-F-1-D Acquired: 4/14/2016 14:12:53 Type: Unk
Method: sw04052016(v9) Mode: CONC Corr. Factor: 1.000000
User: admin Custom ID1: Custom ID2: Custom ID3:
Comment:

Elem	Se196	Tl1908	V_2924	Zn2062	B_2089	Mo2020
Line	196.090 {472}	190.856 {477}	292.402 {115}	206.200 {463}	208.959 {461}	202.030 {467}
IS Ref	(Y_2243)	(Y_2243)	(Y_3600)	(Y_2243)	(Y_2243)	(Y_2243)
Units	ppb	ppb	ppb	ppb	ppb	ppb
Avg	**3.607**	**.2472**	**-.2640**	**52.97**	**46.28**	**-.8416**
Stddev	1.830	2.102	.1660	.31	.25	.1970
%RSD	50.75	850.6	62.89	.5851	.5328	23.40
#1	2.804	-2.019	-.1590	53.27	46.02	-1.051
#2	2.315	2.133	-.1776	52.99	46.52	-.8131
#3	5.701	.6276	-.4554	52.65	46.29	-.6604
Check ?	Chk Pass	Chk Pass	Chk Pass	Chk Pass	Chk Pass	Chk Pass
High Limit						
Low Limit						

Elem	Sn1899	Sr4077	Ti3349	Si2881
Line	189.989 {477}	407.771 { 83}	334.941 {101}	288.158 {117}
IS Ref	(Y_2243)	(Y_3710)	(Y_3600)	(Y_2243)
Units	ppb	ppb	ppb	ppb
Avg	**.9528**	**153.5**	**.8356**	**3132.**
Stddev	.5761	.7	.1181	42.
%RSD	60.46	.4812	14.13	1.336
#1	.7906	152.7	.7987	3121.
#2	1.593	153.8	.9677	3097.
#3	.4752	154.0	.7404	3178.
Check ?	Chk Pass	Chk Pass	Chk Pass	Chk Pass
High Limit				
Low Limit				

Int. Std.	Y_2243	Y_3600	Y_3710
Line	224.306 {450}	360.073 { 94}	371.030 { 91}
Units	Cts/S	Cts/S	Cts/S
Avg	**2962.5**	**39198.**	**5295.8**
Stddev	.8	333.	63.0
%RSD	.02675	.85045	1.1888
#1	2961.6	39052.	5320.0
#2	2963.0	38963.	5224.3
#3	2962.9	39580.	5343.0

Sample Name: 460-111982-E-2-A Acquired: 4/14/2016 14:21:03 Type: Unk
Method: sw04052016(v9) Mode: CONC Corr. Factor: 1.000000
User: admin Custom ID1: Custom ID2: Custom ID3:
Comment:

Elem	Al3961	As1890	Ag3280	Ba2335	Be3130	Ca3181
Line	396.152 { 85}	189.042 {478}	328.068 {103}	233.527 {445}	313.042 {108}	318.128 {106}
IS Ref	(Y_3710)	(Y_2243)	(Y_3600)	(Y_2243)	(Y_3710)	(Y_3600)
Units	ppb	ppb	ppb	ppb	ppb	ppb
Avg	**14.91**	**-2.521**	**.2311**	**.2621**	**.0170**	**99.35**
Stddev	10.50	.886	.2289	.0914	.1084	48.17
%RSD	70.44	35.15	99.07	34.88	637.8	48.49
#1	4.027	-2.784	-.0201	.1761	-.1061	155.0
#2	24.98	-3.247	.4280	.2520	.0985	70.53
#3	15.71	-1.534	.2853	.3581	.0585	72.55
Check ?	Chk Pass	Chk Pass	Chk Pass	Chk Pass	Chk Pass	Chk Pass
High Limit						
Low Limit						

Elem	Cd2265	Co2286	Cr2677	Cu3247	Fe2714	K_7664
Line	226.502 {449}	228.616 {447}	267.716 {126}	324.754 {104}	271.441 {124}	766.490 { 44}
IS Ref	(Y_2243)	(Y_2243)	(Y_3600)	(Y_3600)	(Y_3600)	(Y_3710)
Units	ppb	ppb	ppb	ppb	ppb	ppb
Avg	**-.1382**	**-.0579**	**1.056**	**.2707**	**7.597**	**24.41**
Stddev	.0476	.1062	.279	.1011	5.527	23.24
%RSD	34.42	183.3	26.44	37.36	72.74	95.19
#1	-.1895	.0272	.9740	.1617	11.44	17.08
#2	-.1297	-.0242	.8262	.3615	10.09	5.720
#3	-.0955	-.1769	1.366	.2888	1.263	50.43
Check ?	Chk Pass	Chk Pass	Chk Pass	Chk Pass	Chk Pass	Chk Pass
High Limit						
Low Limit						

Elem	Mg2790	Mn2576	Na5895	Ni2316	Pb2203	Sb2068
Line	279.079 {121}	257.610 {131}	589.592 { 57}	231.604 {446}	220.353 {453}	206.833 {463}
IS Ref	(Y_3600)	(Y_3600)	(Y_3710)	(Y_2243)	(Y_2243)	(Y_2243)
Units	ppb	ppb	ppb	ppb	ppb	ppb
Avg	**13.44**	**.5736**	**156.9**	**.9573**	**-2.092**	**-.2075**
Stddev	7.55	.0228	11.3	.1766	1.852	.5891
%RSD	56.19	3.970	7.207	18.45	88.54	284.0
#1	21.14	.5498	147.9	.9464	-2.365	-.8622
#2	13.13	.5951	169.6	1.139	-.1186	.2798
#3	6.046	.5760	153.2	.7864	-3.793	-.0401
Check ?	Chk Pass	Chk Pass	Chk Pass	Chk Pass	Chk Pass	Chk Pass
High Limit						
Low Limit						

Sample Name: 460-111982-E-2-A Acquired: 4/14/2016 14:21:03 Type: Unk
Method: sw04052016(v9) Mode: CONC Corr. Factor: 1.000000
User: admin Custom ID1: Custom ID2: Custom ID3:
Comment:

Elem	Se196	Tl1908	V_2924	Zn2062	B_2089	Mo2020
Line	196.090 {472}	190.856 {477}	292.402 {115}	206.200 {463}	208.959 {461}	202.030 {467}
IS Ref	(Y_2243)	(Y_2243)	(Y_3600)	(Y_2243)	(Y_2243)	(Y_2243)
Units	ppb	ppb	ppb	ppb	ppb	ppb
Avg	**1.310**	**.8990**	**-.1517**	**1.883**	**90.40**	**-.5657**
Stddev	2.555	.2179	.2310	.115	.94	.2970
%RSD	195.1	24.23	152.3	6.112	1.044	52.51
#1	1.984	1.137	-.3812	2.011	89.59	-.8183
#2	-1.515	.8508	.0807	1.787	90.18	-.2385
#3	3.460	.7093	-.1544	1.851	91.43	-.6403
Check ?	Chk Pass	Chk Pass	Chk Pass	Chk Pass	Chk Pass	Chk Pass
High Limit						
Low Limit						

Elem	Sn1899	Sr4077	Ti3349	Si2881
Line	189.989 {477}	407.771 { 83}	334.941 {101}	288.158 {117}
IS Ref	(Y_2243)	(Y_3710)	(Y_3600)	(Y_2243)
Units	ppb	ppb	ppb	ppb
Avg	**.6708**	**.2726**	**-.3301**	**139.6**
Stddev	.3339	.0944	.1473	13.8
%RSD	49.78	34.64	44.63	9.914
#1	.5833	.2898	-.2961	150.8
#2	1.040	.3572	-.4915	124.1
#3	.3894	.1707	-.2028	143.8
Check ?	Chk Pass	Chk Pass	Chk Pass	Chk Pass
High Limit				
Low Limit				

Int. Std.	Y_2243	Y_3600	Y_3710
Line	224.306 {450}	360.073 { 94}	371.030 { 91}
Units	Cts/S	Cts/S	Cts/S
Avg	**3046.4**	**40575.**	**5344.7**
Stddev	4.5	108.	44.6
%RSD	.14897	.26616	.83381
#1	3042.2	40539.	5318.1
#2	3051.2	40490.	5319.8
#3	3045.8	40697.	5396.1

Sample Name: 460-111982-E-3-A Acquired: 4/14/2016 14:25:10 Type: Unk
Method: sw04052016(v9) Mode: CONC Corr. Factor: 1.000000
User: admin Custom ID1: Custom ID2: Custom ID3:
Comment:

Elem	Al3961	As1890	Ag3280	Ba2335	Be3130	Ca3181
Line	396.152 { 85}	189.042 {478}	328.068 {103}	233.527 {445}	313.042 {108}	318.128 {106}
IS Ref	(Y_3710)	(Y_2243)	(Y_3600)	(Y_2243)	(Y_3710)	(Y_3600)
Units	ppb	ppb	ppb	ppb	ppb	ppb
Avg	**162.3**	**3.503**	**.0604**	**153.1**	**2.696**	**21320.**
Stddev	8.8	1.237	.1445	.2	.107	97.
%RSD	5.444	35.30	239.4	.1404	3.969	.4533
#1	164.0	4.741	.0180	152.8	2.756	21230.
#2	152.7	3.502	.2213	153.2	2.572	21420.
#3	170.1	2.267	-.0582	153.1	2.759	21310.
Check ?	Chk Pass	Chk Pass	Chk Pass	Chk Pass	Chk Pass	Chk Pass
High Limit						
Low Limit						

Elem	Cd2265	Co2286	Cr2677	Cu3247	Fe2714	K_7664
Line	226.502 {449}	228.616 {447}	267.716 {126}	324.754 {104}	271.441 {124}	766.490 { 44}
IS Ref	(Y_2243)	(Y_2243)	(Y_3600)	(Y_3600)	(Y_3600)	(Y_3710)
Units	ppb	ppb	ppb	ppb	ppb	ppb
Avg	**-.4445**	**374.4**	**4.338**	**4.913**	**10700.**	**3128.**
Stddev	.0816	1.0	.362	.110	58.	22.
%RSD	18.35	.2600	8.340	2.237	.5461	.7008
#1	-.5362	373.4	4.261	4.800	10660.	3122.
#2	-.4175	375.3	4.021	5.020	10670.	3111.
#3	-.3798	374.5	4.732	4.919	10770.	3153.
Check ?	Chk Pass	Chk Pass	Chk Pass	Chk Pass	Chk Pass	Chk Pass
High Limit						
Low Limit						

Elem	Mg2790	Mn2576	Na5895	Ni2316	Pb2203	Sb2068
Line	279.079 {121}	257.610 {131}	589.592 { 57}	231.604 {446}	220.353 {453}	206.833 {463}
IS Ref	(Y_3600)	(Y_3600)	(Y_3710)	(Y_2243)	(Y_2243)	(Y_2243)
Units	ppb	ppb	ppb	ppb	ppb	ppb
Avg	**7453.**	**502.7**	**42220.**	**317.9**	**3.327**	**-.3377**
Stddev	16.	1.7	149.	1.1	.652	.4391
%RSD	.2187	.3405	.3539	.3424	19.58	130.0
#1	7435.	501.3	42070.	316.7	2.626	-.1338
#2	7463.	504.6	42220.	318.9	3.914	-.8416
#3	7463.	502.2	42360.	318.1	3.443	-.0375
Check ?	Chk Pass	Chk Pass	Chk Pass	Chk Pass	Chk Pass	Chk Pass
High Limit						
Low Limit						

Sample Name: 460-111982-E-3-A Acquired: 4/14/2016 14:25:10 Type: Unk
Method: sw04052016(v9) Mode: CONC Corr. Factor: 1.000000
User: admin Custom ID1: Custom ID2: Custom ID3:
Comment:

Elem	Se196	Tl1908	V_2924	Zn2062	B_2089	Mo2020
Line	196.090 {472}	190.856 {477}	292.402 {115}	206.200 {463}	208.959 {461}	202.030 {467}
IS Ref	(Y_2243)	(Y_2243)	(Y_3600)	(Y_2243)	(Y_2243)	(Y_2243)
Units	ppb	ppb	ppb	ppb	ppb	ppb
Avg	**1.377**	**1.333**	**6.270**	**841.2**	**17.43**	**-.5019**
Stddev	2.519	1.834	.265	1.7	.36	.0979
%RSD	182.9	137.5	4.226	.2053	2.080	19.50
#1	-1.116	3.449	6.113	840.7	17.07	-.6149
#2	3.922	.3505	6.120	843.1	17.43	-.4423
#3	1.326	.2002	6.575	839.7	17.80	-.4487
Check ?	Chk Pass	Chk Pass	Chk Pass	Chk Pass	Chk Pass	Chk Pass
High Limit						
Low Limit						

Elem	Sn1899	Sr4077	Ti3349	Si2881
Line	189.989 {477}	407.771 { 83}	334.941 {101}	288.158 {117}
IS Ref	(Y_2243)	(Y_3710)	(Y_3600)	(Y_2243)
Units	ppb	ppb	ppb	ppb
Avg	**.5592**	**327.0**	**.7216**	**4420.**
Stddev	1.088	1.2	.0640	18.
%RSD	194.5	.3681	8.875	.4062
#1	1.082	326.0	.7152	4399.
#2	1.287	326.5	.6610	4431.
#3	-.6913	328.3	.7886	4430.
Check ?	Chk Pass	Chk Pass	Chk Pass	Chk Pass
High Limit				
Low Limit				

Int. Std.	Y_2243	Y_3600	Y_3710
Line	224.306 {450}	360.073 { 94}	371.030 { 91}
Units	Cts/S	Cts/S	Cts/S
Avg	**2989.5**	**40177.**	**5510.5**
Stddev	9.1	51.	48.8
%RSD	.30425	.12606	.88570
#1	2990.3	40230.	5507.8
#2	2998.1	40172.	5560.6
#3	2980.0	40129.	5463.1

Sample Name: 460-111982-E-4-A Acquired: 4/14/2016 14:29:10 Type: Unk
Method: sw04052016(v9) Mode: CONC Corr. Factor: 1.000000
User: admin Custom ID1: Custom ID2: Custom ID3:
Comment:

Elem	Al3961	As1890	Ag3280	Ba2335	Be3130	Ca3181
Line	396.152 { 85}	189.042 {478}	328.068 {103}	233.527 {445}	313.042 {108}	318.128 {106}
IS Ref	(Y_3710)	(Y_2243)	(Y_3600)	(Y_2243)	(Y_3710)	(Y_3600)
Units	ppb	ppb	ppb	ppb	ppb	ppb
Avg	**51.47**	**.3338**	**.0116**	**102.7**	**.0564**	**32330.**
Stddev	11.88	1.068	.1948	.0	.0646	206.
%RSD	23.08	320.1	1685.	.0457	114.4	.6380
#1	38.57	1.549	-.2097	102.6	.1137	32110.
#2	53.88	-.4603	.1575	102.7	.0691	32520.
#3	61.96	-.0870	.0869	102.7	-.0135	32360.
Check ?	Chk Pass	Chk Pass	Chk Pass	Chk Pass	Chk Pass	Chk Pass
High Limit						
Low Limit						

Elem	Cd2265	Co2286	Cr2677	Cu3247	Fe2714	K_7664
Line	226.502 {449}	228.616 {447}	267.716 {126}	324.754 {104}	271.441 {124}	766.490 { 44}
IS Ref	(Y_2243)	(Y_2243)	(Y_3600)	(Y_3600)	(Y_3600)	(Y_3710)
Units	ppb	ppb	ppb	ppb	ppb	ppb
Avg	**-.4958**	**11.95**	**.9482**	**-.7590**	**20210.**	**1099.**
Stddev	.0393	.08	.6142	.2355	91.	14.
%RSD	7.936	.6282	64.78	31.03	.4526	1.269
#1	-.4507	11.97	.4678	-.7202	20110.	1114.
#2	-.5229	12.02	1.640	-1.012	20280.	1094.
#3	-.5138	11.87	.7365	-.5453	20230.	1088.
Check ?	Chk Pass	Chk Pass	Chk Pass	Chk Pass	Chk Pass	Chk Pass
High Limit						
Low Limit						

Elem	Mg2790	Mn2576	Na5895	Ni2316	Pb2203	Sb2068
Line	279.079 {121}	257.610 {131}	589.592 { 57}	231.604 {446}	220.353 {453}	206.833 {463}
IS Ref	(Y_3600)	(Y_3600)	(Y_3710)	(Y_2243)	(Y_2243)	(Y_2243)
Units	ppb	ppb	ppb	ppb	ppb	ppb
Avg	**13440.**	**1455.**	**41200.**	**11.90**	**2.470**	**-.2439**
Stddev	61.	5.	111.	.12	2.400	.3196
%RSD	.4509	.3703	.2695	.9936	97.17	131.0
#1	13370.	1449.	41320.	11.93	.5667	-.4003
#2	13480.	1460.	41100.	12.00	5.166	-.4551
#3	13460.	1455.	41190.	11.77	1.677	.1238
Check ?	Chk Pass	Chk Pass	Chk Pass	Chk Pass	Chk Pass	Chk Pass
High Limit						
Low Limit						

Sample Name: 460-111982-E-4-A Acquired: 4/14/2016 14:29:10 Type: Unk
Method: sw04052016(v9) Mode: CONC Corr. Factor: 1.000000
User: admin Custom ID1: Custom ID2: Custom ID3:
Comment:

Elem	Se196	Tl1908	V_2924	Zn2062	B_2089	Mo2020
Line	196.090 {472}	190.856 {477}	292.402 {115}	206.200 {463}	208.959 {461}	202.030 {467}
IS Ref	(Y_2243)	(Y_2243)	(Y_3600)	(Y_2243)	(Y_2243)	(Y_2243)
Units	ppb	ppb	ppb	ppb	ppb	ppb
Avg	**2.543**	**.3224**	**-1.996**	**3.618**	**74.48**	**1.746**
Stddev	3.440	2.370	.316	.244	.68	.434
%RSD	135.3	735.0	15.83	6.734	.9097	24.84
#1	2.368	-2.361	-2.175	3.508	75.23	1.306
#2	-.8059	1.201	-2.181	3.898	73.92	1.761
#3	6.068	2.127	-1.631	3.450	74.30	2.173
Check ?	Chk Pass	Chk Pass	Chk Pass	Chk Pass	Chk Pass	Chk Pass
High Limit						
Low Limit						

Elem	Sn1899	Sr4077	Ti3349	Si2881
Line	189.989 {477}	407.771 { 83}	334.941 {101}	288.158 {117}
IS Ref	(Y_2243)	(Y_3710)	(Y_3600)	(Y_2243)
Units	ppb	ppb	ppb	ppb
Avg	**.3668**	**337.7**	**.7618**	**4208.**
Stddev	1.111	.4	.1449	28.
%RSD	302.8	.1330	19.03	.6556
#1	-.9111	338.2	.9207	4227.
#2	.9113	337.3	.6369	4176.
#3	1.100	337.7	.7277	4221.
Check ?	Chk Pass	Chk Pass	Chk Pass	Chk Pass
High Limit				
Low Limit				

Int. Std.	Y_2243	Y_3600	Y_3710
Line	224.306 {450}	360.073 { 94}	371.030 { 91}
Units	Cts/S	Cts/S	Cts/S
Avg	**2937.6**	**39273.**	**5359.1**
Stddev	4.1	189.	55.1
%RSD	.14005	.48081	1.0274
#1	2942.3	39437.	5420.8
#2	2934.7	39066.	5314.9
#3	2935.9	39316.	5341.7

Sample Name: CCB Acquired: 4/14/2016 14:37:00 Type: QC
Method: sw04052016(v9) Mode: CONC Corr. Factor: 1.000000
User: admin Custom ID1: Custom ID2: Custom ID3:
Comment:

Elem	Al3961	As1890	Ag3280	Ba2335	Be3130	Ca3181
Line	396.152 { 85}	189.042 {478}	328.068 {103}	233.527 {445}	313.042 {108}	318.128 {106}
IS Ref	(Y_3710)	(Y_2243)	(Y_3600)	(Y_2243)	(Y_3710)	(Y_3600)
Units	ppb	ppb	ppb	ppb	ppb	ppb
Avg	**-4.529**	**-1.764**	**-.2628**	**.1232**	**-.0078**	**-9.254**
Stddev	6.498	1.140	.2651	.1054	.0248	2.618
%RSD	143.5	64.63	100.9	85.61	318.4	28.30
#1	-.7144	-.8935	-.3939	.2322	.0015	-11.84
#2	-12.03	-3.055	-.4368	.1155	.0110	-9.315
#3	-.8411	-1.344	.0423	.0218	-.0359	-6.605
Check ?	Chk Pass	Chk Pass	Chk Pass	Chk Pass	Chk Pass	Chk Pass
High Limit						
Low Limit						

Elem	Cd2265	Co2286	Cr2677	Cu3247	Fe2714	K_7664
Line	226.502 {449}	228.616 {447}	267.716 {126}	324.754 {104}	271.441 {124}	766.490 { 44}
IS Ref	(Y_2243)	(Y_2243)	(Y_3600)	(Y_3600)	(Y_3600)	(Y_3710)
Units	ppb	ppb	ppb	ppb	ppb	ppb
Avg	**-.0851**	**-.1092**	**-.0460**	**-.3787**	**1.261**	**39.70**
Stddev	.0221	.1464	.2002	.2663	.771	43.73
%RSD	25.94	134.1	435.2	70.30	61.14	110.1
#1	-.0742	-.1920	.1400	-.2613	1.086	88.77
#2	-.0706	.0598	-.2580	-.6835	.5924	25.50
#3	-.1105	-.1954	-.0200	-.1914	2.104	4.840
Check ?	Chk Pass	Chk Pass	Chk Pass	Chk Pass	Chk Pass	Chk Pass
High Limit						
Low Limit						

Elem	Mg2790	Mn2576	Na5895	Ni2316	Pb2203	Sb2068
Line	279.079 {121}	257.610 {131}	589.592 { 57}	231.604 {446}	220.353 {453}	206.833 {463}
IS Ref	(Y_3600)	(Y_3600)	(Y_3710)	(Y_2243)	(Y_2243)	(Y_2243)
Units	ppb	ppb	ppb	ppb	ppb	ppb
Avg	**-2.640**	**.0512**	**7.553**	**-.0234**	**-.4093**	**.3132**
Stddev	.822	.0223	5.872	.1799	1.672	.6152
%RSD	31.13	43.50	77.74	768.1	408.5	196.4
#1	-2.513	.0737	3.086	.1737	-1.984	.4499
#2	-1.889	.0292	14.20	-.0652	1.345	.8484
#3	-3.518	.0507	5.369	-.1788	-.5894	-.3589
Check ?	Chk Pass	Chk Pass	Chk Pass	Chk Pass	Chk Pass	Chk Pass
High Limit						
Low Limit						

Sample Name: CCB Acquired: 4/14/2016 14:37:00 Type: QC
Method: sw04052016(v9) Mode: CONC Corr. Factor: 1.000000
User: admin Custom ID1: Custom ID2: Custom ID3:
Comment:

Elem	Se196	Tl1908	V_2924	Zn2062	B_2089	Mo2020
Line	196.090 {472}	190.856 {477}	292.402 {115}	206.200 {463}	208.959 {461}	202.030 {467}
IS Ref	(Y_2243)	(Y_2243)	(Y_3600)	(Y_2243)	(Y_2243)	(Y_2243)
Units	ppb	ppb	ppb	ppb	ppb	ppb
Avg	**1.289**	**.1207**	**-.0699**	**.0257**	**-.3707**	**.4628**
Stddev	1.586	1.034	.1444	.0424	.2729	.2769
%RSD	123.0	856.6	206.6	164.7	73.63	59.83
#1	2.547	.5062	-.2210	.0315	-.2260	.7824
#2	1.813	.9063	.0668	.0649	-.2006	.3127
#3	-.4924	-1.050	-.0556	-.0192	-.6855	.2934
Check ?	Chk Pass	Chk Pass	Chk Pass	Chk Pass	Chk Pass	Chk Pass
High Limit						
Low Limit						

Elem	Sn1899	Sr4077	Ti3349	Si2881
Line	189.989 {477}	407.771 { 83}	334.941 {101}	288.158 {117}
IS Ref	(Y_2243)	(Y_3710)	(Y_3600)	(Y_2243)
Units	ppb	ppb	ppb	ppb
Avg	**.2149**	**-.0316**	**-.0077**	**-16.47**
Stddev	.5904	.0932	.1961	3.92
%RSD	274.7	294.9	2539.	23.78
#1	.3026	.0601	-.1261	-20.57
#2	-.4144	-.1262	.2187	-16.08
#3	.7566	-.0287	-.1157	-12.77
Check ?	Chk Pass	Chk Pass	Chk Pass	None
High Limit				
Low Limit				

Int. Std.	Y_2243	Y_3600	Y_3710
Line	224.306 {450}	360.073 { 94}	371.030 { 91}
Units	Cts/S	Cts/S	Cts/S
Avg	**3005.0**	**40385.**	**5389.5**
Stddev	5.2	192.	51.5
%RSD	.17144	.47625	.95480
#1	3011.0	40607.	5418.7
#2	3002.0	40260.	5419.7
#3	3002.1	40289.	5330.1

Sample Name: 460-111285-A-63-A@4 Acquired: 4/14/2016 15:08:09 Type: Unk
Method: sw04052016(v10) Mode: CONC Corr. Factor: 1.000000
User: admin Custom ID1: Custom ID2: Custom ID3:
Comment:

Elem	Al3961	As1890	Ag3280	Ba2335	Be3130	Ca3181
Line	396.152 { 85}	189.042 {478}	328.068 {103}	233.527 {445}	313.042 {108}	318.128 {106}
IS Ref	(Y_3710)	(Y_2243)	(Y_3600)	(Y_2243)	(Y_3710)	(Y_3600)
Units	ppb	ppb	ppb	ppb	ppb	ppb
Avg	**114600.**	**30.20**	**-.5516**	**1273.**	**4.931**	**5030.**
Stddev	1006.	1.58	.2514	8.	.128	38.
%RSD	.8777	5.227	45.58	.6182	2.588	.7630
#1	114400.	28.39	-.7792	1264.	4.793	4992.
#2	113700.	31.30	-.2817	1276.	4.953	5029.
#3	115700.	30.90	-.5939	1279.	5.046	5069.
Check ?	Chk Pass	Chk Pass	Chk Pass	Chk Pass	Chk Pass	Chk Pass
High Limit						
Low Limit						

Elem	Cd2265	Co2286	Cr2677	Cu3247	Fe2714	K_7664
Line	226.502 {449}	228.616 {447}	267.716 {126}	324.754 {104}	271.441 {124}	766.490 { 44}
IS Ref	(Y_2243)	(Y_2243)	(Y_3600)	(Y_3600)	(Y_3600)	(Y_3710)
Units	ppb	ppb	ppb	ppb	ppb	ppb
Avg	**-1.795**	**58.63**	**167.5**	**103.7**	**137800.**	**23450.**
Stddev	.177	.41	1.3	.6	794.	114.
%RSD	9.841	.6953	.7535	.5483	.5762	.4873
#1	-1.739	58.18	167.6	103.1	137000.	23390.
#2	-1.653	58.98	166.2	103.6	138000.	23370.
#3	-1.993	58.71	168.7	104.2	138600.	23580.
Check ?	Chk Pass	Chk Pass	Chk Pass	Chk Pass	Chk Pass	Chk Pass
High Limit						
Low Limit						

Elem	Mg2790	Mn2576	Na5895	Ni2316	Pb2203	Sb2068
Line	279.079 {121}	257.610 {131}	589.592 { 57}	231.604 {446}	220.353 {453}	206.833 {463}
IS Ref	(Y_3600)	(Y_3600)	(Y_3710)	(Y_2243)	(Y_2243)	(Y_2243)
Units	ppb	ppb	ppb	ppb	ppb	ppb
Avg	**39240.**	**4309.**	**92.61**	**77.77**	**164.2**	**2.566**
Stddev	241.	27.	6.98	.59	.8	.695
%RSD	.6141	.6361	7.536	.7582	.4608	27.09
#1	38970.	4281.	88.62	77.12	164.4	1.808
#2	39310.	4311.	88.55	77.90	164.8	2.716
#3	39440.	4336.	100.7	78.28	163.3	3.173
Check ?	Chk Pass	Chk Pass	Chk Pass	Chk Pass	Chk Pass	Chk Pass
High Limit						
Low Limit						

Sample Name: 460-111285-A-63-A@4 Acquired: 4/14/2016 15:08:09 Type: Unk
Method: sw04052016(v10) Mode: CONC Corr. Factor: 1.000000
User: admin Custom ID1: Custom ID2: Custom ID3:
Comment:

Elem	Se196	Tl1908	V_2924	Zn2062	B_2089	Mo2020
Line	196.090 {472}	190.856 {477}	292.402 {115}	206.200 {463}	208.959 {461}	202.030 {467}
IS Ref	(Y_2243)	(Y_2243)	(Y_3600)	(Y_2243)	(Y_2243)	(Y_2243)
Units	ppb	ppb	ppb	ppb	ppb	ppb
Avg	**7.799**	**.2918**	**281.1**	**494.4**	**-2.009**	**4.342**
Stddev	2.604	.3631	1.5	5.0	.698	.109
%RSD	33.38	124.4	.5290	1.015	34.77	2.520
#1	8.478	.6932	280.8	489.9	-1.284	4.317
#2	4.924	-.0136	279.7	493.6	-2.678	4.461
#3	9.997	.1959	282.6	499.8	-2.064	4.246
Check ?	Chk Pass	Chk Pass	Chk Pass	Chk Pass	Chk Pass	Chk Pass
High Limit						
Low Limit						

Elem	Sn1899	Sr4077	Ti3349	Si2881
Line	189.989 {477}	407.771 { 83}	334.941 {101}	288.158 {117}
IS Ref	(Y_2243)	(Y_3710)	(Y_3600)	(Y_2243)
Units	ppb	ppb	ppb	ppb
Avg	**10.41**	**33.52**	**7499.**	**709.1**
Stddev	.94	.28	97.	21.0
%RSD	9.017	.8391	1.295	2.959
#1	10.48	33.33	7406.	686.5
#2	11.32	33.39	7490.	712.9
#3	9.445	33.85	7600.	727.9
Check ?	Chk Pass	Chk Pass	Chk Pass	Chk Pass
High Limit				
Low Limit				

Int. Std.	Y_2243	Y_3600	Y_3710
Line	224.306 {450}	360.073 { 94}	371.030 { 91}
Units	Cts/S	Cts/S	Cts/S
Avg	**3855.1**	**50929.**	**6944.6**
Stddev	8.5	336.	101.7
%RSD	.22130	.65981	1.4644
#1	3845.4	50618.	6908.2
#2	3858.8	50885.	7059.5
#3	3861.2	51286.	6866.2

Sample Name: MB 460-362460/1-A22 Acquired: 4/14/2016 15:12:10 Type: Unk
Method: sw04052016(v10) Mode: CONC Corr. Factor: 1.000000
User: admin Custom ID1: Custom ID2: Custom ID3:
Comment:

Elem	Al3961	As1890	Ag3280	Ba2335	Be3130	Ca3181
Line	396.152 { 85}	189.042 {478}	328.068 {103}	233.527 {445}	313.042 {108}	318.128 {106}
IS Ref	(Y_3710)	(Y_2243)	(Y_3600)	(Y_2243)	(Y_3710)	(Y_3600)
Units	ppb	ppb	ppb	ppb	ppb	ppb
Avg	**-4.532**	**2.201**	**-.2370**	**-.0923**	**-.0424**	**-10.63**
Stddev	5.589	.758	.2317	.0494	.0768	2.74
%RSD	123.3	34.45	97.74	53.52	181.3	25.81
#1	-7.771	1.750	-.1047	-.1371	-.0777	-9.719
#2	-7.746	1.777	-.5045	-.1004	.0458	-8.455
#3	1.922	3.076	-.1019	-.0393	-.0952	-13.71
Check ?	Chk Pass	Chk Pass	Chk Pass	Chk Pass	Chk Pass	Chk Pass
High Limit						
Low Limit						

Elem	Cd2265	Co2286	Cr2677	Cu3247	Fe2714	K_7664
Line	226.502 {449}	228.616 {447}	267.716 {126}	324.754 {104}	271.441 {124}	766.490 { 44}
IS Ref	(Y_2243)	(Y_2243)	(Y_3600)	(Y_3600)	(Y_3600)	(Y_3710)
Units	ppb	ppb	ppb	ppb	ppb	ppb
Avg	**-.0609**	**-.0920**	**.5992**	**-.1592**	**2.895**	**25.82**
Stddev	.0776	.1378	.2898	.1904	9.175	29.89
%RSD	127.4	149.7	48.37	119.6	317.0	115.7
#1	-.0977	-.2488	.6066	-.1375	6.940	29.61
#2	-.1134	-.0369	.8853	.0195	-7.608	53.63
#3	.0282	.0097	.3058	-.3594	9.352	-5.779
Check ?	Chk Pass	Chk Pass	Chk Pass	Chk Pass	Chk Pass	Chk Pass
High Limit						
Low Limit						

Elem	Mg2790	Mn2576	Na5895	Ni2316	Pb2203	Sb2068
Line	279.079 {121}	257.610 {131}	589.592 { 57}	231.604 {446}	220.353 {453}	206.833 {463}
IS Ref	(Y_3600)	(Y_3600)	(Y_3710)	(Y_2243)	(Y_2243)	(Y_2243)
Units	ppb	ppb	ppb	ppb	ppb	ppb
Avg	**.6148**	**.0589**	**-17.93**	**.1229**	**.4780**	**-.8952**
Stddev	3.537	.0271	2.93	.3917	.5305	.6694
%RSD	575.3	45.93	16.33	318.8	111.0	74.78
#1	3.393	.0516	-19.06	.5444	.5595	-1.640
#2	-3.367	.0889	-20.14	.0541	-.0885	-.3435
#3	1.819	.0362	-14.61	-.2299	.9630	-.7023
Check ?	Chk Pass	Chk Pass	Chk Pass	Chk Pass	Chk Pass	Chk Pass
High Limit						
Low Limit						

Sample Name: MB 460-362460/1-A22 Acquired: 4/14/2016 15:12:10 Type: Unk
Method: sw04052016(v10) Mode: CONC Corr. Factor: 1.000000
User: admin Custom ID1: Custom ID2: Custom ID3:
Comment:

Elem	Se196	Tl1908	V_2924	Zn2062	B_2089	Mo2020
Line	196.090 {472}	190.856 {477}	292.402 {115}	206.200 {463}	208.959 {461}	202.030 {467}
IS Ref	(Y_2243)	(Y_2243)	(Y_3600)	(Y_2243)	(Y_2243)	(Y_2243)
Units	ppb	ppb	ppb	ppb	ppb	ppb
Avg	**1.233**	**.1164**	**.1625**	**.6907**	**-1.596**	**-.7533**
Stddev	2.972	.3043	.2141	.1542	.073	.1374
%RSD	241.0	261.5	131.8	22.32	4.550	18.24
#1	1.819	.3940	.3173	.8541	-1.661	-.8095
#2	-1.988	-.2089	.2519	.5478	-1.518	-.8536
#3	3.868	.1640	-.0818	.6702	-1.610	-.5967
Check ?	Chk Pass	Chk Pass	Chk Pass	Chk Pass	Chk Pass	Chk Pass
High Limit						
Low Limit						

Elem	Sn1899	Sr4077	Ti3349	Si2881
Line	189.989 {477}	407.771 { 83}	334.941 {101}	288.158 {117}
IS Ref	(Y_2243)	(Y_3710)	(Y_3600)	(Y_2243)
Units	ppb	ppb	ppb	ppb
Avg	**.5946**	**-.0442**	**-.1513**	**2.477**
Stddev	.1844	.0642	.1987	13.52
%RSD	31.00	145.3	131.3	545.7
#1	.4542	-.0902	.0780	-7.818
#2	.8034	-.0715	-.2602	17.78
#3	.5263	.0291	-.2718	-2.535
Check ?	Chk Pass	Chk Pass	Chk Pass	None
High Limit				
Low Limit				

Int. Std.	Y_2243	Y_3600	Y_3710
Line	224.306 {450}	360.073 { 94}	371.030 { 91}
Units	Cts/S	Cts/S	Cts/S
Avg	**3016.0**	**39974.**	**5289.4**
Stddev	30.0	673.	179.7
%RSD	.99341	1.6848	3.3964
#1	2983.2	39622.	5160.4
#2	3022.9	39550.	5213.2
#3	3041.9	40751.	5494.6

Sample Name: LCSSRM 460-362460/2- Acquired: 4/14/2016 15:16:17 Type: Unk
Method: sw04052016(v10) Mode: CONC Corr. Factor: 1.000000
User: admin Custom ID1: Custom ID2: Custom ID3:
Comment:

Elem	Al3961	As1890	Ag3280	Ba2335	Be3130	Ca3181
Line	396.152 { 85}	189.042 {478}	328.068 {103}	233.527 {445}	313.042 {108}	318.128 {106}
IS Ref	(Y_3710)	(Y_2243)	(Y_3600)	(Y_2243)	(Y_3710)	(Y_3600)
Units	ppb	ppb	ppb	ppb	ppb	ppb
Avg	**40620.**	**693.7**	**142.9**	**1524.**	**478.5**	**28050.**
Stddev	371.	3.3	.2	1.	7.2	249.
%RSD	.9140	.4772	.1124	.0616	1.512	.8880
#1	40240.	697.0	142.8	1523.	470.4	28020.
#2	40650.	690.4	142.8	1525.	481.0	27820.
#3	40980.	693.6	143.1	1525.	484.2	28320.
Check ?	Chk Pass	Chk Pass	Chk Pass	Chk Pass	Chk Pass	Chk Pass
High Limit						
Low Limit						

Elem	Cd2265	Co2286	Cr2677	Cu3247	Fe2714	K_7664
Line	226.502 {449}	228.616 {447}	267.716 {126}	324.754 {104}	271.441 {124}	766.490 { 44}
IS Ref	(Y_2243)	(Y_2243)	(Y_3600)	(Y_3600)	(Y_3600)	(Y_3710)
Units	ppb	ppb	ppb	ppb	ppb	ppb
Avg	**450.7**	**817.8**	**751.8**	**854.8**	**76100.**	**11600.**
Stddev	.6	2.0	3.7	3.6	630.	95.
%RSD	.1283	.2504	.4895	.4184	.8272	.8171
#1	450.1	818.7	750.7	856.3	75750.	11510.
#2	450.8	815.5	748.9	857.4	75730.	11600.
#3	451.2	819.3	756.0	850.7	76830.	11700.
Check ?	Chk Pass	Chk Pass	Chk Pass	Chk Pass	Chk Pass	Chk Pass
High Limit						
Low Limit						

Elem	Mg2790	Mn2576	Na5895	Ni2316	Pb2203	Sb2068
Line	279.079 {121}	257.610 {131}	589.592 { 57}	231.604 {446}	220.353 {453}	206.833 {463}
IS Ref	(Y_3600)	(Y_3600)	(Y_3710)	(Y_2243)	(Y_2243)	(Y_2243)
Units	ppb	ppb	ppb	ppb	ppb	ppb
Avg	**12570.**	**1643.**	**3999.**	**710.2**	**748.7**	**446.5**
Stddev	91.	8.	76.	1.8	4.3	.1
%RSD	.7217	.4571	1.911	.2504	.5719	.0136
#1	12570.	1640.	3911.	712.2	745.0	446.6
#2	12480.	1636.	4038.	709.6	747.8	446.6
#3	12660.	1651.	4047.	708.8	753.4	446.5
Check ?	Chk Pass	Chk Pass	Chk Pass	Chk Pass	Chk Pass	Chk Pass
High Limit						
Low Limit						

Sample Name: LCSSRM 460-362460/2- Acquired: 4/14/2016 15:16:17 Type: Unk
Method: sw04052016(v10) Mode: CONC Corr. Factor: 1.000000
User: admin Custom ID1: Custom ID2: Custom ID3:
Comment:

Elem	Se196	Tl1908	V_2924	Zn2062	B_2089	Mo2020
Line	196.090 {472}	190.856 {477}	292.402 {115}	206.200 {463}	208.959 {461}	202.030 {467}
IS Ref	(Y_2243)	(Y_2243)	(Y_3600)	(Y_2243)	(Y_2243)	(Y_2243)
Units	ppb	ppb	ppb	ppb	ppb	ppb
Avg	**877.0**	**764.7**	**574.6**	**996.4**	**686.7**	**612.8**
Stddev	8.2	.9	3.3	4.5	1.7	.3
%RSD	.9373	.1222	.5800	.4467	.2542	.0429
#1	886.4	763.6	573.4	993.7	688.7	612.6
#2	871.2	765.2	571.9	993.9	685.4	612.8
#3	873.4	765.3	578.3	1002.	686.0	613.1
Check ?	Chk Pass	Chk Pass	Chk Pass	Chk Pass	Chk Pass	Chk Pass
High Limit						
Low Limit						

Elem	Sn1899	Sr4077	Ti3349	Si2881
Line	189.989 {477}	407.771 { 83}	334.941 {101}	288.158 {117}
IS Ref	(Y_2243)	(Y_3710)	(Y_3600)	(Y_2243)
Units	ppb	ppb	ppb	ppb
Avg	**740.6**	**534.5**	**1918.**	**3166.**
Stddev	1.9	4.9	4.	44.
%RSD	.2502	.9255	.2174	1.380
#1	740.8	528.8	1914.	3142.
#2	738.7	537.1	1918.	3217.
#3	742.4	537.6	1922.	3139.
Check ?	Chk Pass	Chk Pass	Chk Pass	Chk Pass
High Limit				
Low Limit				

Int. Std.	Y_2243	Y_3600	Y_3710
Line	224.306 {450}	360.073 { 94}	371.030 { 91}
Units	Cts/S	Cts/S	Cts/S
Avg	**3110.0**	**41591.**	**5625.7**
Stddev	14.4	530.	127.9
%RSD	.46204	1.2736	2.2737
#1	3095.2	41257.	5630.6
#2	3123.9	42201.	5751.1
#3	3111.0	41314.	5495.4

Sample Name: 460-112069-A-1-E DU Acquired: 4/14/2016 15:20:03 Type: Unk
Method: sw04052016(v10) Mode: CONC Corr. Factor: 1.000000
User: admin Custom ID1: Custom ID2: Custom ID3:
Comment:

Elem	Al3961	As1890	Ag3280	Ba2335	Be3130	Ca3181
Line	396.152 { 85}	189.042 {478}	328.068 {103}	233.527 {445}	313.042 {108}	318.128 {106}
IS Ref	(Y_3710)	(Y_2243)	(Y_3600)	(Y_2243)	(Y_3710)	(Y_3600)
Units	ppb	ppb	ppb	ppb	ppb	ppb
Avg	**26330.**	**10.97**	**.3855**	**965.0**	**1.089**	**6424.**
Stddev	54.	1.55	.2089	2.4	.074	10.
%RSD	.2041	14.17	54.19	.2484	6.835	.1587
#1	26270.	10.80	.4279	965.8	1.004	6413.
#2	26340.	9.511	.5699	962.3	1.139	6429.
#3	26370.	12.61	.1586	966.8	1.125	6431.
Check ?	Chk Pass	Chk Pass	Chk Pass	Chk Pass	Chk Pass	Chk Pass
High Limit						
Low Limit						

Elem	Cd2265	Co2286	Cr2677	Cu3247	Fe2714	K_7664
Line	226.502 {449}	228.616 {447}	267.716 {126}	324.754 {104}	271.441 {124}	766.490 { 44}
IS Ref	(Y_2243)	(Y_2243)	(Y_3600)	(Y_3600)	(Y_3600)	(Y_3710)
Units	ppb	ppb	ppb	ppb	ppb	ppb
Avg	**1.647**	**16.51**	**57.46**	**430.4**	**57840.**	**1209.**
Stddev	.150	.21	.28	.8	102.	5.
%RSD	9.137	1.291	.4958	.1819	.1757	.4358
#1	1.820	16.73	57.78	431.3	57940.	1213.
#2	1.549	16.49	57.26	429.9	57860.	1211.
#3	1.572	16.30	57.33	430.0	57730.	1203.
Check ?	Chk Pass	Chk Pass	Chk Pass	Chk Pass	Chk Pass	Chk Pass
High Limit						
Low Limit						

Elem	Mg2790	Mn2576	Na5895	Ni2316	Pb2203	Sb2068
Line	279.079 {121}	257.610 {131}	589.592 { 57}	231.604 {446}	220.353 {453}	206.833 {463}
IS Ref	(Y_3600)	(Y_3600)	(Y_3710)	(Y_2243)	(Y_2243)	(Y_2243)
Units	ppb	ppb	ppb	ppb	ppb	ppb
Avg	**4085.**	**728.8**	**103.6**	**63.25**	**3882.**	**8.449**
Stddev	7.	1.0	6.2	.13	15.	.587
%RSD	.1648	.1417	6.008	.2078	.3744	6.945
#1	4077.	728.7	100.1	63.11	3866.	8.443
#2	4089.	727.8	100.0	63.28	3888.	9.039
#3	4087.	729.9	110.8	63.37	3893.	7.866
Check ?	Chk Pass	Chk Pass	Chk Pass	Chk Pass	Chk Pass	Chk Pass
High Limit						
Low Limit						

Sample Name: 460-112069-A-1-E DU Acquired: 4/14/2016 15:20:03 Type: Unk
Method: sw04052016(v10) Mode: CONC Corr. Factor: 1.000000
User: admin Custom ID1: Custom ID2: Custom ID3:
Comment:

Elem	Se196	Tl1908	V_2924	Zn2062	B_2089	Mo2020
Line	196.090 {472}	190.856 {477}	292.402 {115}	206.200 {463}	208.959 {461}	202.030 {467}
IS Ref	(Y_2243)	(Y_2243)	(Y_3600)	(Y_2243)	(Y_2243)	(Y_2243)
Units	ppb	ppb	ppb	ppb	ppb	ppb
Avg	**8.155**	**-1.546**	**68.65**	**1723.**	**4.840**	**1.653**
Stddev	.408	2.155	.94	8.	.457	.316
%RSD	4.998	139.4	1.374	.4371	9.439	19.12
#1	7.718	.7931	67.92	1715.	5.155	1.910
#2	8.525	-3.452	68.31	1723.	4.316	1.749
#3	8.222	-1.978	69.71	1730.	5.049	1.300
Check ?	Chk Pass	Chk Pass	Chk Pass	Chk Pass	Chk Pass	Chk Pass
High Limit						
Low Limit						

Elem	Sn1899	Sr4077	Ti3349	Si2881
Line	189.989 {477}	407.771 { 83}	334.941 {101}	288.158 {117}
IS Ref	(Y_2243)	(Y_3710)	(Y_3600)	(Y_2243)
Units	ppb	ppb	ppb	ppb
Avg	**50.45**	**39.29**	**864.2**	**1578.**
Stddev	.25	.20	.8	16.
%RSD	.4919	.5158	.0923	1.027
#1	50.73	39.06	865.0	1581.
#2	50.28	39.41	863.4	1560.
#3	50.33	39.40	864.3	1592.
Check ?	Chk Pass	Chk Pass	Chk Pass	Chk Pass
High Limit				
Low Limit				

Int. Std.	Y_2243	Y_3600	Y_3710
Line	224.306 {450}	360.073 { 94}	371.030 { 91}
Units	Cts/S	Cts/S	Cts/S
Avg	**3079.6**	**40999.**	**5484.0**
Stddev	17.1	135.	10.7
%RSD	.55463	.32966	.19480
#1	3091.8	40854.	5492.1
#2	3086.9	41122.	5471.9
#3	3060.0	41021.	5488.0

Sample Name: 460-112069-A-1-D@4 Acquired: 4/14/2016 15:24:00 Type: Unk
Method: sw04052016(v10) Mode: CONC Corr. Factor: 1.000000
User: admin Custom ID1: Custom ID2: Custom ID3:
Comment:

Elem	Al3961	As1890	Ag3280	Ba2335	Be3130	Ca3181
Line	396.152 { 85}	189.042 {478}	328.068 {103}	233.527 {445}	313.042 {108}	318.128 {106}
IS Ref	(Y_3710)	(Y_2243)	(Y_3600)	(Y_2243)	(Y_3710)	(Y_3600)
Units	ppb	ppb	ppb	ppb	ppb	ppb
Avg	**26170.**	**11.18**	**.5354**	**968.4**	**1.231**	**6487.**
Stddev	103.	1.64	.6246	3.2	.192	35.
%RSD	.3916	14.69	116.6	.3300	15.59	.5352
#1	26050.	11.46	1.020	966.3	1.245	6516.
#2	26200.	12.67	-.1693	972.1	1.416	6497.
#3	26250.	9.421	.7553	966.8	1.033	6448.
Check ?	Chk Pass	Chk Pass	Chk Pass	Chk Pass	Chk Pass	Chk Pass
High Limit						
Low Limit						

Elem	Cd2265	Co2286	Cr2677	Cu3247	Fe2714	K_7664
Line	226.502 {449}	228.616 {447}	267.716 {126}	324.754 {104}	271.441 {124}	766.490 { 44}
IS Ref	(Y_2243)	(Y_2243)	(Y_3600)	(Y_3600)	(Y_3600)	(Y_3710)
Units	ppb	ppb	ppb	ppb	ppb	ppb
Avg	**1.478**	**16.50**	**57.04**	**431.0**	**57950.**	**1203.**
Stddev	.099	.10	.70	2.3	340.	20.
%RSD	6.702	.5836	1.235	.5283	.5874	1.690
#1	1.448	16.61	57.68	428.9	58170.	1181.
#2	1.398	16.49	56.29	430.8	58120.	1208.
#3	1.589	16.41	57.15	433.4	57560.	1221.
Check ?	Chk Pass	Chk Pass	Chk Pass	Chk Pass	Chk Pass	Chk Pass
High Limit						
Low Limit						

Elem	Mg2790	Mn2576	Na5895	Ni2316	Pb2203	Sb2068
Line	279.079 {121}	257.610 {131}	589.592 { 57}	231.604 {446}	220.353 {453}	206.833 {463}
IS Ref	(Y_3600)	(Y_3600)	(Y_3710)	(Y_2243)	(Y_2243)	(Y_2243)
Units	ppb	ppb	ppb	ppb	ppb	ppb
Avg	**4118.**	**733.8**	**95.07**	**63.24**	**3897.**	**8.019**
Stddev	14.	3.2	4.45	.18	11.	.591
%RSD	.3479	.4380	4.679	.2817	.2820	7.366
#1	4133.	736.0	92.16	63.19	3907.	7.364
#2	4117.	735.2	92.86	63.44	3899.	8.183
#3	4104.	730.1	100.2	63.10	3885.	8.510
Check ?	Chk Pass	Chk Pass	Chk Pass	Chk Pass	Chk Pass	Chk Pass
High Limit						
Low Limit						

Sample Name: 460-112069-A-1-D@4 Acquired: 4/14/2016 15:24:00 Type: Unk
Method: sw04052016(v10) Mode: CONC Corr. Factor: 1.000000
User: admin Custom ID1: Custom ID2: Custom ID3:
Comment:

Elem	Se196	Tl1908	V_2924	Zn2062	B_2089	Mo2020
Line	196.090 {472}	190.856 {477}	292.402 {115}	206.200 {463}	208.959 {461}	202.030 {467}
IS Ref	(Y_2243)	(Y_2243)	(Y_3600)	(Y_2243)	(Y_2243)	(Y_2243)
Units	ppb	ppb	ppb	ppb	ppb	ppb
Avg	**4.588**	**-1.258**	**68.69**	**1732.**	**4.519**	**1.420**
Stddev	.706	.326	.35	11.	.594	.325
%RSD	15.39	25.92	.5064	.6211	13.15	22.87
#1	4.884	-1.434	68.47	1740.	4.788	1.637
#2	3.782	-.8819	69.09	1735.	4.931	1.047
#3	5.098	-1.459	68.51	1720.	3.838	1.576
Check ?	Chk Pass	Chk Pass	Chk Pass	Chk Pass	Chk Pass	Chk Pass
High Limit						
Low Limit						

Elem	Sn1899	Sr4077	Ti3349	Si2881
Line	189.989 {477}	407.771 { 83}	334.941 {101}	288.158 {117}
IS Ref	(Y_2243)	(Y_3710)	(Y_3600)	(Y_2243)
Units	ppb	ppb	ppb	ppb
Avg	**50.37**	**39.37**	**866.9**	**1595.**
Stddev	.73	.29	.8	8.
%RSD	1.447	.7446	.0945	.4798
#1	51.01	39.06	867.5	1591.
#2	50.51	39.64	867.3	1590.
#3	49.58	39.41	866.0	1604.
Check ?	Chk Pass	Chk Pass	Chk Pass	Chk Pass
High Limit				
Low Limit				

Int. Std.	Y_2243	Y_3600	Y_3710
Line	224.306 {450}	360.073 { 94}	371.030 { 91}
Units	Cts/S	Cts/S	Cts/S
Avg	**3065.2**	**40790.**	**5498.7**
Stddev	25.1	583.	97.5
%RSD	.81736	1.4302	1.7728
#1	3037.3	40247.	5392.0
#2	3072.3	40716.	5520.8
#3	3085.9	41407.	5583.2

Sample Name: pds 460-112069-A-1-D Acquired: 4/14/2016 15:35:43 Type: Unk
Method: sw04052016(v10) Mode: CONC Corr. Factor: 1.000000
User: admin Custom ID1: Custom ID2: Custom ID3:
Comment:

Elem	Al3961	As1890	Ag3280	Ba2335	Be3130	Ca3181
Line	396.152 { 85}	189.042 {478}	328.068 {103}	233.527 {445}	313.042 {108}	318.128 {106}
IS Ref	(Y_3710)	(Y_2243)	(Y_3600)	(Y_2243)	(Y_3710)	(Y_3600)
Units	ppb	ppb	ppb	ppb	ppb	ppb
Avg	**27590.**	**1871.**	**46.46**	**2921.**	**48.97**	**25350.**
Stddev	255.	7.	.71	2.	.36	83.
%RSD	.9248	.3776	1.522	.0830	.7433	.3275
#1	27370.	1877.	47.21	2922.	48.80	25310.
#2	27530.	1863.	46.36	2918.	48.71	25300.
#3	27870.	1871.	45.81	2923.	49.38	25450.
Check ?	Chk Pass	Chk Pass	Chk Pass	Chk Pass	Chk Pass	Chk Pass
High Limit						
Low Limit						

Elem	Cd2265	Co2286	Cr2677	Cu3247	Fe2714	K_7664
Line	226.502 {449}	228.616 {447}	267.716 {126}	324.754 {104}	271.441 {124}	766.490 { 44}
IS Ref	(Y_2243)	(Y_2243)	(Y_3600)	(Y_3600)	(Y_3600)	(Y_3710)
Units	ppb	ppb	ppb	ppb	ppb	ppb
Avg	**50.49**	**513.2**	**257.7**	**656.2**	**57000.**	**18250.**
Stddev	.20	2.0	1.8	2.3	409.	47.
%RSD	.3986	.3988	.6831	.3533	.7173	.2554
#1	50.71	515.5	255.7	654.4	56630.	18200.
#2	50.44	511.9	259.0	655.5	56940.	18250.
#3	50.32	512.2	258.4	658.8	57440.	18290.
Check ?	Chk Pass	Chk Pass	Chk Pass	Chk Pass	Chk Pass	Chk Pass
High Limit						
Low Limit						

Elem	Mg2790	Mn2576	Na5895	Ni2316	Pb2203	Sb2068
Line	279.079 {121}	257.610 {131}	589.592 { 57}	231.604 {446}	220.353 {453}	206.833 {463}
IS Ref	(Y_3600)	(Y_3600)	(Y_3710)	(Y_2243)	(Y_2243)	(Y_2243)
Units	ppb	ppb	ppb	ppb	ppb	ppb
Avg	**21980.**	**1210.**	**17990.**	**570.6**	**4272.**	**460.4**
Stddev	63.	5.	149.	1.9	25.	1.8
%RSD	.2848	.4420	.8274	.3344	.5799	.3815
#1	22010.	1207.	17860.	572.6	4251.	461.3
#2	21910.	1208.	17960.	570.4	4266.	461.6
#3	22030.	1216.	18150.	568.8	4300.	458.4
Check ?	Chk Pass	Chk Pass	Chk Pass	Chk Pass	Chk Pass	Chk Pass
High Limit						
Low Limit						

Sample Name: pds 460-112069-A-1-D Acquired: 4/14/2016 15:35:43 Type: Unk
Method: sw04052016(v10) Mode: CONC Corr. Factor: 1.000000
User: admin Custom ID1: Custom ID2: Custom ID3:
Comment:

Elem	Se196	Tl1908	V_2924	Zn2062	B_2089	Mo2020
Line	196.090 {472}	190.856 {477}	292.402 {115}	206.200 {463}	208.959 {461}	202.030 {467}
IS Ref	(Y_2243)	(Y_2243)	(Y_3600)	(Y_2243)	(Y_2243)	(Y_2243)
Units	ppb	ppb	ppb	ppb	ppb	ppb
Avg	**1891.**	**2051.**	**555.8**	**2176.**	**491.2**	**487.0**
Stddev	18.	4.	1.3	12.	2.5	1.9
%RSD	.9419	.2180	.2282	.5378	.5027	.3913
#1	1911.	2054.	554.3	2164.	494.0	488.6
#2	1882.	2054.	556.6	2178.	489.7	487.5
#3	1879.	2046.	556.4	2187.	489.8	484.9
Check ?	Chk Pass	Chk Pass	Chk Pass	Chk Pass	Chk Pass	Chk Pass
High Limit						
Low Limit						

Elem	Sn1899	Sr4077	Ti3349	Si2881
Line	189.989 {477}	407.771 { 83}	334.941 {101}	288.158 {117}
IS Ref	(Y_2243)	(Y_3710)	(Y_3600)	(Y_2243)
Units	ppb	ppb	ppb	ppb
Avg	**543.4**	**517.9**	**1334.**	**1630.**
Stddev	.9	.4	6.	15.
%RSD	.1634	.0685	.4129	.9141
#1	544.5	517.7	1330.	1647.
#2	543.1	517.7	1332.	1621.
#3	542.8	518.3	1341.	1622.
Check ?	Chk Pass	Chk Pass	Chk Pass	Chk Pass
High Limit				
Low Limit				

Int. Std.	Y_2243	Y_3600	Y_3710
Line	224.306 {450}	360.073 { 94}	371.030 { 91}
Units	Cts/S	Cts/S	Cts/S
Avg	**2990.6**	**40096.**	**5457.8**
Stddev	7.2	178.	69.4
%RSD	.24115	.44440	1.2717
#1	2988.2	40192.	5507.6
#2	2998.7	40206.	5487.2
#3	2984.9	39891.	5378.5

Sample Name: sd 460-112069-A-1-D Acquired: 4/14/2016 15:27:56 Type: Unk
Method: sw04052016(v10) Mode: CONC Corr. Factor: 1.000000
User: admin Custom ID1: Custom ID2: Custom ID3:
Comment:

Elem	Al3961	As1890	Ag3280	Ba2335	Be3130	Ca3181
Line	396.152 { 85}	189.042 {478}	328.068 {103}	233.527 {445}	313.042 {108}	318.128 {106}
IS Ref	(Y_3710)	(Y_2243)	(Y_3600)	(Y_2243)	(Y_3710)	(Y_3600)
Units	ppb	ppb	ppb	ppb	ppb	ppb
Avg	**5093.**	**1.269**	**-.1383**	**194.6**	**.2035**	**1279.**
Stddev	61.	.693	.3349	2.0	.0879	25.
%RSD	1.198	54.56	242.2	1.040	43.18	1.978
#1	5028.	.6241	-.3299	192.4	.1025	1253.
#2	5101.	2.001	-.3335	194.9	.2459	1282.
#3	5149.	1.182	.2484	196.4	.2623	1303.
Check ?	Chk Pass	Chk Pass	Chk Pass	Chk Pass	Chk Pass	Chk Pass
High Limit						
Low Limit						

Elem	Cd2265	Co2286	Cr2677	Cu3247	Fe2714	K_7664
Line	226.502 {449}	228.616 {447}	267.716 {126}	324.754 {104}	271.441 {124}	766.490 { 44}
IS Ref	(Y_2243)	(Y_2243)	(Y_3600)	(Y_3600)	(Y_3600)	(Y_3710)
Units	ppb	ppb	ppb	ppb	ppb	ppb
Avg	**.2772**	**3.242**	**11.41**	**84.50**	**11540.**	**246.2**
Stddev	.0380	.062	.28	1.27	108.	20.8
%RSD	13.71	1.904	2.448	1.500	.9344	8.439
#1	.2538	3.314	11.40	83.38	11410.	264.6
#2	.2568	3.202	11.14	84.24	11590.	250.3
#3	.3211	3.212	11.70	85.88	11610.	223.7
Check ?	Chk Pass	Chk Pass	Chk Pass	Chk Pass	Chk Pass	Chk Pass
High Limit						
Low Limit						

Elem	Mg2790	Mn2576	Na5895	Ni2316	Pb2203	Sb2068
Line	279.079 {121}	257.610 {131}	589.592 { 57}	231.604 {446}	220.353 {453}	206.833 {463}
IS Ref	(Y_3600)	(Y_3600)	(Y_3710)	(Y_2243)	(Y_2243)	(Y_2243)
Units	ppb	ppb	ppb	ppb	ppb	ppb
Avg	**818.3**	**147.2**	**11.33**	**12.42**	**781.0**	**2.000**
Stddev	10.9	2.0	5.23	.15	8.0	1.337
%RSD	1.334	1.370	46.14	1.169	1.030	66.88
#1	807.1	145.1	6.184	12.59	773.1	1.501
#2	819.0	147.5	11.18	12.31	780.8	3.514
#3	828.9	149.1	16.64	12.36	789.2	.9830
Check ?	Chk Pass	Chk Pass	Chk Pass	Chk Pass	Chk Pass	Chk Pass
High Limit						
Low Limit						

Sample Name: sd 460-112069-A-1-D Acquired: 4/14/2016 15:27:56 Type: Unk
Method: sw04052016(v10) Mode: CONC Corr. Factor: 1.000000
User: admin Custom ID1: Custom ID2: Custom ID3:
Comment:

Elem	Se196	Tl1908	V_2924	Zn2062	B_2089	Mo2020
Line	196.090 {472}	190.856 {477}	292.402 {115}	206.200 {463}	208.959 {461}	202.030 {467}
IS Ref	(Y_2243)	(Y_2243)	(Y_3600)	(Y_2243)	(Y_2243)	(Y_2243)
Units	ppb	ppb	ppb	ppb	ppb	ppb
Avg	**1.158**	**-.3998**	**13.38**	**348.4**	**-.3107**	**-.2270**
Stddev	3.484	1.878	.39	4.6	.5253	.1409
%RSD	300.9	469.7	2.906	1.321	169.1	62.07
#1	4.975	-2.414	12.97	343.5	-.4419	-.3459
#2	.3490	-.0876	13.41	349.0	-.7580	-.0714
#3	-1.851	1.303	13.75	352.6	.2678	-.2637
Check ?	Chk Pass	Chk Pass	Chk Pass	Chk Pass	Chk Pass	Chk Pass
High Limit						
Low Limit						

Elem	Sn1899	Sr4077	Ti3349	Si2881
Line	189.989 {477}	407.771 { 83}	334.941 {101}	288.158 {117}
IS Ref	(Y_2243)	(Y_3710)	(Y_3600)	(Y_2243)
Units	ppb	ppb	ppb	ppb
Avg	**10.36**	**7.636**	**171.0**	**311.6**
Stddev	1.15	.130	1.7	11.0
%RSD	11.14	1.702	1.013	3.537
#1	9.160	7.497	169.2	310.1
#2	11.46	7.657	171.3	301.3
#3	10.45	7.754	172.7	323.2
Check ?	Chk Pass	Chk Pass	Chk Pass	Chk Pass
High Limit				
Low Limit				

Int. Std.	Y_2243	Y_3600	Y_3710
Line	224.306 {450}	360.073 { 94}	371.030 { 91}
Units	Cts/S	Cts/S	Cts/S
Avg	**3048.0**	**41054.**	**5562.3**
Stddev	11.8	191.	28.5
%RSD	.38848	.46433	.51317
#1	3060.7	41233.	5595.0
#2	3037.3	41075.	5542.4
#3	3046.0	40854.	5549.5

Sample Name: 460-112069-A-1-F MS Acquired: 4/14/2016 15:31:55 Type: Unk
Method: sw04052016(v10) Mode: CONC Corr. Factor: 1.000000
User: admin Custom ID1: Custom ID2: Custom ID3:
Comment:

Elem	Al3961	As1890	Ag3280	Ba2335	Be3130	Ca3181
Line	396.152 { 85}	189.042 {478}	328.068 {103}	233.527 {445}	313.042 {108}	318.128 {106}
IS Ref	(Y_3710)	(Y_2243)	(Y_3600)	(Y_2243)	(Y_3710)	(Y_3600)
Units	ppb	ppb	ppb	ppb	ppb	ppb
Avg	**29410.**	**978.4**	**24.40**	**1760.**	**26.24**	**16190.**
Stddev	22.	.8	.21	2.	.22	84.
%RSD	.0734	.0795	.8470	.1384	.8331	.5207
#1	29430.	979.2	24.16	1760.	26.11	16280.
#2	29410.	977.6	24.53	1759.	26.49	16160.
#3	29390.	978.5	24.51	1763.	26.11	16120.
Check ?	Chk Pass	Chk Pass	Chk Pass	Chk Pass	Chk Pass	Chk Pass
High Limit						
Low Limit						

Elem	Cd2265	Co2286	Cr2677	Cu3247	Fe2714	K_7664
Line	226.502 {449}	228.616 {447}	267.716 {126}	324.754 {104}	271.441 {124}	766.490 { 44}
IS Ref	(Y_2243)	(Y_2243)	(Y_3600)	(Y_3600)	(Y_3600)	(Y_3710)
Units	ppb	ppb	ppb	ppb	ppb	ppb
Avg	**27.14**	**276.6**	**168.1**	**476.6**	**51110.**	**10310.**
Stddev	.04	.9	.8	3.3	129.	66.
%RSD	.1504	.3347	.4530	.7007	.2529	.6439
#1	27.10	275.7	169.0	473.8	51190.	10310.
#2	27.14	276.6	167.8	480.3	50960.	10370.
#3	27.18	277.6	167.6	475.8	51180.	10240.
Check ?	Chk Pass	Chk Pass	Chk Pass	Chk Pass	Chk Pass	Chk Pass
High Limit						
Low Limit						

Elem	Mg2790	Mn2576	Na5895	Ni2316	Pb2203	Sb2068
Line	279.079 {121}	257.610 {131}	589.592 { 57}	231.604 {446}	220.353 {453}	206.833 {463}
IS Ref	(Y_3600)	(Y_3600)	(Y_3710)	(Y_2243)	(Y_2243)	(Y_2243)
Units	ppb	ppb	ppb	ppb	ppb	ppb
Avg	**13390.**	**927.9**	**9359.**	**333.6**	**3253.**	**186.9**
Stddev	20.	2.5	13.	.2	8.	.6
%RSD	.1465	.2644	.1346	.0578	.2352	.3430
#1	13410.	930.7	9358.	333.7	3248.	187.4
#2	13390.	926.0	9372.	333.4	3250.	187.1
#3	13370.	927.2	9347.	333.8	3262.	186.2
Check ?	Chk Pass	Chk Pass	Chk Pass	Chk Pass	Chk Pass	Chk Pass
High Limit						
Low Limit						

Sample Name: 460-112069-A-1-F MS Acquired: 4/14/2016 15:31:55 Type: Unk
Method: sw04052016(v10) Mode: CONC Corr. Factor: 1.000000
User: admin Custom ID1: Custom ID2: Custom ID3:
Comment:

Elem	Se196	Tl1908	V_2924	Zn2062	B_2089	Mo2020
Line	196.090 {472}	190.856 {477}	292.402 {115}	206.200 {463}	208.959 {461}	202.030 {467}
IS Ref	(Y_2243)	(Y_2243)	(Y_3600)	(Y_2243)	(Y_2243)	(Y_2243)
Units	ppb	ppb	ppb	ppb	ppb	ppb
Avg	**990.0**	**1079.**	**327.7**	**1764.**	**256.2**	**254.1**
Stddev	2.5	10.	.7	7.	.6	.5
%RSD	.2492	.9226	.2057	.3988	.2187	.2016
#1	987.6	1071.	327.0	1759.	255.7	253.6
#2	989.8	1076.	328.0	1760.	256.1	254.7
#3	992.5	1090.	328.3	1772.	256.8	254.1
Check ?	Chk Pass	Chk Pass	Chk Pass	Chk Pass	Chk Pass	Chk Pass
High Limit						
Low Limit						

Elem	Sn1899	Sr4077	Ti3349	Si2881
Line	189.989 {477}	407.771 { 83}	334.941 {101}	288.158 {117}
IS Ref	(Y_2243)	(Y_3710)	(Y_3600)	(Y_2243)
Units	ppb	ppb	ppb	ppb
Avg	**301.4**	**286.8**	**1190.**	**1932.**
Stddev	.5	1.3	3.	57.
%RSD	.1630	.4557	.2775	2.948
#1	301.7	285.8	1188.	1867.
#2	301.7	288.3	1189.	1971.
#3	300.8	286.3	1194.	1958.
Check ?	Chk Pass	Chk Pass	Chk Pass	Chk Pass
High Limit				
Low Limit				

Int. Std.	Y_2243	Y_3600	Y_3710
Line	224.306 {450}	360.073 { 94}	371.030 { 91}
Units	Cts/S	Cts/S	Cts/S
Avg	**3021.1**	**40699.**	**5556.5**
Stddev	6.2	404.	172.5
%RSD	.20578	.99359	3.1041
#1	3014.0	40232.	5362.7
#2	3023.5	40935.	5613.8
#3	3025.7	40929.	5693.1

Sample Name: CCV Acquired: 4/14/2016 15:47:19 Type: QC
Method: sw04052016(v10) Mode: CONC Corr. Factor: 1.000000
User: admin Custom ID1: Custom ID2: Custom ID3:
Comment:

Elem	Al3961	As1890	Ag3280	Ba2335	Be3130	Ca3181
Line	396.152 { 85}	189.042 {478}	328.068 {103}	233.527 {445}	313.042 {108}	318.128 {106}
IS Ref	(Y_3710)	(Y_2243)	(Y_3600)	(Y_2243)	(Y_3710)	(Y_3600)
Units	ppb	ppb	ppb	ppb	ppb	ppb
Avg	**118200.**	**2495.**	**1223.**	**10230.**	**963.6**	**125400.**
Stddev	93.	11.	2.	9.	.6	256.
%RSD	.0790	.4595	.1829	.0869	.0573	.2041
#1	118100.	2505.	1222.	10220.	963.0	125500.
#2	118200.	2496.	1222.	10230.	963.9	125100.
#3	118200.	2483.	1226.	10230.	964.0	125500.
Check ?	Chk Pass	Chk Pass	Chk Pass	Chk Pass	Chk Pass	Chk Pass
Value						
Range						

Elem	Cd2265	Co2286	Cr2677	Cu3247	Fe2714	K_7664
Line	226.502 {449}	228.616 {447}	267.716 {126}	324.754 {104}	271.441 {124}	766.490 { 44}
IS Ref	(Y_2243)	(Y_2243)	(Y_3600)	(Y_3600)	(Y_3600)	(Y_3710)
Units	ppb	ppb	ppb	ppb	ppb	ppb
Avg	**1257.**	**2515.**	**5083.**	**12550.**	**97490.**	**48430.**
Stddev	2.	4.	.	5.	256.	56.
%RSD	.1432	.1649	.0097	.0397	.2623	.1166
#1	1256.	2510.	5082.	12550.	97660.	48440.
#2	1255.	2517.	5083.	12540.	97200.	48360.
#3	1259.	2517.	5083.	12550.	97620.	48470.
Check ?	Chk Pass	Chk Pass	Chk Pass	Chk Pass	Chk Pass	Chk Pass
Value						
Range						

Elem	Mg2790	Mn2576	Na5895	Ni2316	Pb2203	Sb2068
Line	279.079 {121}	257.610 {131}	589.592 { 57}	231.604 {446}	220.353 {453}	206.833 {463}
IS Ref	(Y_3600)	(Y_3600)	(Y_3710)	(Y_2243)	(Y_2243)	(Y_2243)
Units	ppb	ppb	ppb	ppb	ppb	ppb
Avg	**121000.**	**5077.**	**117600.**	**2565.**	**7373.**	**983.9**
Stddev	351.	6.	235.	3.	20.	1.5
%RSD	.2904	.1240	.1994	.1291	.2739	.1538
#1	121100.	5083.	117800.	2562.	7366.	983.9
#2	120600.	5071.	117700.	2566.	7356.	985.4
#3	121200.	5075.	117300.	2568.	7395.	982.4
Check ?	Chk Pass	Chk Pass	Chk Pass	Chk Pass	Chk Pass	Chk Pass
Value						
Range						

Sample Name: CCV Acquired: 4/14/2016 15:47:19 Type: QC
Method: sw04052016(v10) Mode: CONC Corr. Factor: 1.000000
User: admin Custom ID1: Custom ID2: Custom ID3:
Comment:

Elem	Se196	Tl1908	V_2924	Zn2062	B_2089	Mo2020
Line	196.090 {472}	190.856 {477}	292.402 {115}	206.200 {463}	208.959 {461}	202.030 {467}
IS Ref	(Y_2243)	(Y_2243)	(Y_3600)	(Y_2243)	(Y_2243)	(Y_2243)
Units	ppb	ppb	ppb	ppb	ppb	ppb
Avg	**2517.**	**2538.**	**2499.**	**2466.**	**1020.**	**2531.**
Stddev	7.	8.	2.	10.	.	3.
%RSD	.2833	.3007	.0838	.4244	.0483	.1226
#1	2524.	2542.	2501.	2461.	1021.	2528.
#2	2515.	2542.	2497.	2460.	1020.	2534.
#3	2510.	2529.	2498.	2478.	1020.	2532.
Check ?	Chk Pass	Chk Pass	Chk Pass	Chk Pass	Chk Pass	Chk Pass
Value						
Range						

Elem	Sn1899	Sr4077	Ti3349	Si2881
Line	189.989 {477}	407.771 { 83}	334.941 {101}	288.158 {117}
IS Ref	(Y_2243)	(Y_3710)	(Y_3600)	(Y_2243)
Units	ppb	ppb	ppb	ppb
Avg	**1018.**	**4983.**	**9813.**	**9826.**
Stddev	.	3.	68.	57.
%RSD	.0462	.0540	.6916	.5805
#1	1019.	4981.	9846.	9826.
#2	1018.	4986.	9735.	9883.
#3	1018.	4982.	9859.	9769.
Check ?	Chk Pass	Chk Pass	Chk Pass	None
Value				
Range				

Int. Std.	Y_2243	Y_3600	Y_3710
Line	224.306 {450}	360.073 { 94}	371.030 { 91}
Units	Cts/S	Cts/S	Cts/S
Avg	**2820.9**	**38110.**	**5410.0**
Stddev	17.2	203.	44.4
%RSD	.60943	.53351	.81989
#1	2831.8	38202.	5426.9
#2	2829.8	38251.	5443.3
#3	2801.1	37877.	5359.6

Sample Name: 460-112044-E-21-A@4 Acquired: 4/14/2016 15:39:26 Type: Unk
Method: sw04052016(v10) Mode: CONC Corr. Factor: 1.000000
User: admin Custom ID1: Custom ID2: Custom ID3:
Comment:

Elem	Al3961	As1890	Ag3280	Ba2335	Be3130	Ca3181
Line	396.152 { 85}	189.042 {478}	328.068 {103}	233.527 {445}	313.042 {108}	318.128 {106}
IS Ref	(Y_3710)	(Y_2243)	(Y_3600)	(Y_2243)	(Y_3710)	(Y_3600)
Units	ppb	ppb	ppb	ppb	ppb	ppb
Avg	**46550.**	**103.6**	**1.529**	**801.2**	**2.486**	**7523.**
Stddev	289.	1.3	.256	.0	.017	62.
%RSD	.6198	1.222	16.73	.0029	.6635	.8191
#1	46500.	104.0	1.420	801.2	2.486	7453.
#2	46290.	102.1	1.346	801.2	2.469	7568.
#3	46860.	104.6	1.821	801.2	2.502	7549.
Check ?	Chk Pass	Chk Pass	Chk Pass	Chk Pass	Chk Pass	Chk Pass
High Limit						
Low Limit						

Elem	Cd2265	Co2286	Cr2677	Cu3247	Fe2714	K_7664
Line	226.502 {449}	228.616 {447}	267.716 {126}	324.754 {104}	271.441 {124}	766.490 { 44}
IS Ref	(Y_2243)	(Y_2243)	(Y_3600)	(Y_3600)	(Y_3600)	(Y_3710)
Units	ppb	ppb	ppb	ppb	ppb	ppb
Avg	**2.508**	**59.30**	**136.6**	**202.6**	**94410.**	**2749.**
Stddev	.085	.34	.7	.8	408.	4.
%RSD	3.387	.5735	.4914	.3854	.4320	.1344
#1	2.605	59.01	136.4	201.7	93950.	2745.
#2	2.468	59.22	136.0	203.1	94710.	2752.
#3	2.449	59.68	137.3	203.0	94590.	2750.
Check ?	Chk Pass	Chk Pass	Chk Pass	Chk Pass	Chk Pass	Chk Pass
High Limit						
Low Limit						

Elem	Mg2790	Mn2576	Na5895	Ni2316	Pb2203	Sb2068
Line	279.079 {121}	257.610 {131}	589.592 { 57}	231.604 {446}	220.353 {453}	206.833 {463}
IS Ref	(Y_3600)	(Y_3600)	(Y_3710)	(Y_2243)	(Y_2243)	(Y_2243)
Units	ppb	ppb	ppb	ppb	ppb	ppb
Avg	**6775.**	**1129.**	**136.0**	**59.05**	**1377.**	**5.398**
Stddev	57.	6.	6.0	.48	5.	1.475
%RSD	.8464	.5421	4.449	.8048	.3406	27.33
#1	6718.	1122.	140.2	58.88	1374.	4.162
#2	6832.	1133.	129.0	58.68	1375.	5.000
#3	6774.	1131.	138.7	59.59	1382.	7.031
Check ?	Chk Pass	Chk Pass	Chk Pass	Chk Pass	Chk Pass	Chk Pass
High Limit						
Low Limit						

Sample Name: 460-112044-E-21-A@4 Acquired: 4/14/2016 15:39:26 Type: Unk
Method: sw04052016(v10) Mode: CONC Corr. Factor: 1.000000
User: admin Custom ID1: Custom ID2: Custom ID3:
Comment:

Elem	Se196	Tl1908	V_2924	Zn2062	B_2089	Mo2020
Line	196.090 {472}	190.856 {477}	292.402 {115}	206.200 {463}	208.959 {461}	202.030 {467}
IS Ref	(Y_2243)	(Y_2243)	(Y_3600)	(Y_2243)	(Y_2243)	(Y_2243)
Units	ppb	ppb	ppb	ppb	ppb	ppb
Avg	**9.825**	**-.1622**	**138.5**	**837.0**	**7.477**	**3.711**
Stddev	3.251	1.847	1.0	2.8	.532	.034
%RSD	33.09	1139.	.7190	.3376	7.113	.9266
#1	6.273	.6867	137.6	833.8	7.885	3.728
#2	12.65	-2.281	138.3	837.8	7.671	3.671
#3	10.55	1.107	139.6	839.3	6.876	3.733
Check ?	Chk Pass	Chk Pass	Chk Pass	Chk Pass	Chk Pass	Chk Pass
High Limit						
Low Limit						

Elem	Sn1899	Sr4077	Ti3349	Si2881
Line	189.989 {477}	407.771 { 83}	334.941 {101}	288.158 {117}
IS Ref	(Y_2243)	(Y_3710)	(Y_3600)	(Y_2243)
Units	ppb	ppb	ppb	ppb
Avg	**25.15**	**47.54**	**1326.**	**1764.**
Stddev	1.32	.29	4.	13.
%RSD	5.241	.6111	.2958	.7209
#1	26.62	47.57	1322.	1777.
#2	24.73	47.23	1327.	1751.
#3	24.08	47.81	1329.	1763.
Check ?	Chk Pass	Chk Pass	Chk Pass	Chk Pass
High Limit				
Low Limit				

Int. Std.	Y_2243	Y_3600	Y_3710
Line	224.306 {450}	360.073 { 94}	371.030 { 91}
Units	Cts/S	Cts/S	Cts/S
Avg	**3154.4**	**42242.**	**5741.5**
Stddev	11.9	214.	105.7
%RSD	.37745	.50718	1.8417
#1	3142.0	42204.	5862.9
#2	3155.4	42049.	5669.4
#3	3165.7	42473.	5692.3

Sample Name: 460-111991-A-2-C@10 Acquired: 4/14/2016 15:59:20 Type: QC
Method: sw04052016(v10) Mode: CONC Corr. Factor: 1.000000
User: admin Custom ID1: Custom ID2: Custom ID3:
Comment:

Elem	Al3961	As1890	Ag3280	Ba2335	Be3130	Ca3181
Line	396.152 { 85}	189.042 {478}	328.068 {103}	233.527 {445}	313.042 {108}	318.128 {106}
IS Ref	(Y_3710)	(Y_2243)	(Y_3600)	(Y_2243)	(Y_3710)	(Y_3600)
Units	ppb	ppb	ppb	ppb	ppb	ppb
Avg	F **34900.**	F **2012.**	**3.630**	F **1447.**	F **10.35**	F **14740.**
Stddev	321.	3.	.655	5.	.11	133.
%RSD	.9199	.1372	18.06	.3636	1.033	.9017
#1	34600.	2010.	3.428	1450.	10.23	14590.
#2	34850.	2015.	4.363	1441.	10.43	14770.
#3	35240.	2010.	3.099	1451.	10.39	14850.
Check ?	Chk Fail	Chk Fail	Chk Pass	Chk Fail	Chk Fail	Chk Fail
High Limit	200.0	15.00		200.0	2.000	5000.
Low Limit	-200.0	-15.00		-200.0	-2.000	-5000.

Elem	Cd2265	Co2286	Cr2677	Cu3247	Fe2714	K_7664
Line	226.502 {449}	228.616 {447}	267.716 {126}	324.754 {104}	271.441 {124}	766.490 { 44}
IS Ref	(Y_2243)	(Y_2243)	(Y_3600)	(Y_3600)	(Y_3600)	(Y_3710)
Units	ppb	ppb	ppb	ppb	ppb	ppb
Avg	F **81.19**	F **283.4**	F **441.6**	F **12960.**	F **567900.**	F **13240.**
Stddev	.60	.9	4.2	36.	4167.	108.
%RSD	.7433	.3196	.9467	.2795	.7338	.8173
#1	81.79	282.4	436.8	12930.	563300.	13140.
#2	81.18	283.7	443.4	12960.	569300.	13240.
#3	80.59	284.1	444.6	13000.	571200.	13350.
Check ?	Chk Fail	Chk Fail	Chk Fail	Chk Fail	Chk Fail	Chk Fail
High Limit	4.000	50.00	10.00	25.00	150.0	5000.
Low Limit	-4.000	-50.00	-10.00	-25.00	-150.0	-5000.

Elem	Mg2790	Mn2576	Na5895	Ni2316	Pb2203	Sb2068
Line	279.079 {121}	257.610 {131}	589.592 { 57}	231.604 {446}	220.353 {453}	206.833 {463}
IS Ref	(Y_3600)	(Y_3600)	(Y_3710)	(Y_2243)	(Y_2243)	(Y_2243)
Units	ppb	ppb	ppb	ppb	ppb	ppb
Avg	F **8449.**	F **1068.**	**3977.**	F **283.9**	F **2448.**	F **123.6**
Stddev	63.	7.	40.	1.0	16.	2.7
%RSD	.7418	.6299	1.001	.3625	.6672	2.196
#1	8377.	1060.	3952.	282.7	2429.	124.1
#2	8484.	1069.	3957.	284.6	2459.	126.0
#3	8486.	1074.	4023.	284.4	2455.	120.6
Check ?	Chk Fail	Chk Fail	Chk Pass	Chk Fail	Chk Fail	Chk Fail
High Limit	5000.	15.00		40.00	10.00	20.00
Low Limit	-5000.	-15.00		-40.00	-10.00	-20.00

Sample Name: 460-111991-A-2-C@10 Acquired: 4/14/2016 15:59:20 Type: QC
Method: sw04052016(v10) Mode: CONC Corr. Factor: 1.000000
User: admin Custom ID1: Custom ID2: Custom ID3:
Comment:

Elem	Se196	Tl1908	V_2924	Zn2062	B_2089	Mo2020
Line	196.090 {472}	190.856 {477}	292.402 {115}	206.200 {463}	208.959 {461}	202.030 {467}
IS Ref	(Y_2243)	(Y_2243)	(Y_3600)	(Y_2243)	(Y_2243)	(Y_2243)
Units	ppb	ppb	ppb	ppb	ppb	ppb
Avg	F **37.24**	**1.716**	**30.97**	F **10500.**	F **73.24**	F **1895.**
Stddev	3.96	2.246	.95	64.	.22	7.
%RSD	10.64	130.8	3.074	.6140	.3003	.3686
#1	38.32	-.8168	30.62	10430.	73.36	1890.
#2	40.56	2.504	30.25	10520.	72.99	1893.
#3	32.85	3.462	32.05	10550.	73.38	1903.
Check ?	Chk Fail	Chk Pass	Chk Pass	Chk Fail	Chk Fail	Chk Fail
High Limit	20.00			30.00	50.00	20.00
Low Limit	-20.00			-30.00	-50.00	-20.00

Elem	Sn1899	Sr4077	Ti3349	Si2881
Line	189.989 {477}	407.771 { 83}	334.941 {101}	288.158 {117}
IS Ref	(Y_2243)	(Y_3710)	(Y_3600)	(Y_2243)
Units	ppb	ppb	ppb	ppb
Avg	F **454.7**	F **243.9**	F **1868.**	**1313.**
Stddev	3.5	1.5	8.	28.
%RSD	.7628	.6011	.4467	2.117
#1	450.7	242.6	1859.	1345.
#2	457.0	243.6	1870.	1293.
#3	456.3	245.5	1875.	1302.
Check ?	Chk Fail	Chk Fail	Chk Fail	None
High Limit	50.00	20.00	20.00	
Low Limit	-50.00	-20.00	-20.00	

Int. Std.	Y_2243	Y_3600	Y_3710
Line	224.306 {450}	360.073 { 94}	371.030 { 91}
Units	Cts/S	Cts/S	Cts/S
Avg	**2950.7**	**39555.**	**5516.4**
Stddev	9.7	193.	70.5
%RSD	.32909	.48714	1.2772
#1	2951.9	39777.	5597.7
#2	2940.5	39449.	5477.4
#3	2959.8	39437.	5474.1

Sample Name: 460-111991-A-1-C@10 Acquired: 4/14/2016 15:43:25 Type: Unk
Method: sw04052016(v10) Mode: CONC Corr. Factor: 1.000000
User: admin Custom ID1: Custom ID2: Custom ID3:
Comment:

Elem	Al3961	As1890	Ag3280	Ba2335	Be3130	Ca3181
Line	396.152 { 85}	189.042 {478}	328.068 {103}	233.527 {445}	313.042 {108}	318.128 {106}
IS Ref	(Y_3710)	(Y_2243)	(Y_3600)	(Y_2243)	(Y_3710)	(Y_3600)
Units	ppb	ppb	ppb	ppb	ppb	ppb
Avg	**43770.**	**26.39**	**1.389**	**628.0**	**3.742**	**17230.**
Stddev	177.	1.90	.076	1.0	.067	66.
%RSD	.4049	7.190	5.507	.1515	1.792	.3847
#1	43810.	26.57	1.475	629.1	3.666	17170.
#2	43920.	28.19	1.327	627.7	3.791	17240.
#3	43570.	24.41	1.367	627.3	3.770	17300.
Check ?	Chk Pass	Chk Pass	Chk Pass	Chk Pass	Chk Pass	Chk Pass
High Limit						
Low Limit						

Elem	Cd2265	Co2286	Cr2677	Cu3247	Fe2714	K_7664
Line	226.502 {449}	228.616 {447}	267.716 {126}	324.754 {104}	271.441 {124}	766.490 { 44}
IS Ref	(Y_2243)	(Y_2243)	(Y_3600)	(Y_3600)	(Y_3600)	(Y_3710)
Units	ppb	ppb	ppb	ppb	ppb	ppb
Avg	**-1.976**	**39.52**	**306.7**	**1016.**	F **211200.**	**5735.**
Stddev	.212	.36	2.0	5.	64.	22.
%RSD	10.74	.9090	.6495	.5239	.0302	.3864
#1	-2.193	39.12	304.5	1010.	211300.	5718.
#2	-1.968	39.62	308.4	1015.	211200.	5726.
#3	-1.768	39.82	307.3	1021.	211200.	5760.
Check ?	Chk Pass	Chk Pass	Chk Pass	Chk Pass	Chk Fail	Chk Pass
High Limit					200000.	
Low Limit					-150.0	

Elem	Mg2790	Mn2576	Na5895	Ni2316	Pb2203	Sb2068
Line	279.079 {121}	257.610 {131}	589.592 { 57}	231.604 {446}	220.353 {453}	206.833 {463}
IS Ref	(Y_3600)	(Y_3600)	(Y_3710)	(Y_2243)	(Y_2243)	(Y_2243)
Units	ppb	ppb	ppb	ppb	ppb	ppb
Avg	**3336.**	**1513.**	**1827.**	**282.3**	**151.6**	**7.836**
Stddev	26.	5.	9.	1.9	1.7	.989
%RSD	.7672	.3576	.5195	.6634	1.135	12.62
#1	3307.	1507.	1824.	280.3	152.1	7.119
#2	3351.	1513.	1837.	282.4	149.7	7.426
#3	3351.	1518.	1819.	284.0	153.0	8.964
Check ?	Chk Pass	Chk Pass	Chk Pass	Chk Pass	Chk Pass	Chk Pass
High Limit						
Low Limit						

Sample Name: 460-111991-A-1-C@10 Acquired: 4/14/2016 15:43:25 Type: Unk
Method: sw04052016(v10) Mode: CONC Corr. Factor: 1.000000
User: admin Custom ID1: Custom ID2: Custom ID3:
Comment:

Elem	Se196	Tl1908	V_2924	Zn2062	B_2089	Mo2020
Line	196.090 {472}	190.856 {477}	292.402 {115}	206.200 {463}	208.959 {461}	202.030 {467}
IS Ref	(Y_2243)	(Y_2243)	(Y_3600)	(Y_2243)	(Y_2243)	(Y_2243)
Units	ppb	ppb	ppb	ppb	ppb	ppb
Avg	**14.16**	**-1.465**	**73.05**	**740.6**	**37.14**	**203.1**
Stddev	3.39	.955	.03	2.4	.61	.7
%RSD	23.97	65.22	.0342	.3303	1.654	.3218
#1	13.83	-.7400	73.02	739.0	37.15	202.4
#2	17.71	-1.107	73.07	739.5	36.51	203.4
#3	10.94	-2.547	73.06	743.5	37.74	203.6
Check ?	Chk Pass	Chk Pass	Chk Pass	Chk Pass	Chk Pass	Chk Pass
High Limit						
Low Limit						

Elem	Sn1899	Sr4077	Ti3349	Si2881
Line	189.989 {477}	407.771 { 83}	334.941 {101}	288.158 {117}
IS Ref	(Y_2243)	(Y_3710)	(Y_3600)	(Y_2243)
Units	ppb	ppb	ppb	ppb
Avg	**55.10**	**461.2**	**1328.**	**824.7**
Stddev	1.41	2.4	3.	26.6
%RSD	2.565	.5157	.2588	3.219
#1	56.73	461.0	1325.	854.4
#2	54.23	463.7	1328.	816.4
#3	54.34	458.9	1332.	803.3
Check ?	Chk Pass	Chk Pass	Chk Pass	Chk Pass
High Limit				
Low Limit				

Int. Std.	Y_2243	Y_3600	Y_3710
Line	224.306 {450}	360.073 { 94}	371.030 { 91}
Units	Cts/S	Cts/S	Cts/S
Avg	**3061.3**	**41260.**	**5692.5**
Stddev	1.3	58.	22.8
%RSD	.04298	.14016	.40136
#1	3060.0	41308.	5696.1
#2	3062.6	41276.	5668.1
#3	3061.3	41196.	5713.3

Sample Name: 460-112006-A-3-B@4 Acquired: 4/14/2016 16:10:55 Type: Unk
Method: sw04052016(v10) Mode: CONC Corr. Factor: 1.000000
User: admin Custom ID1: Custom ID2: Custom ID3:
Comment:

Elem	Al3961	As1890	Ag3280	Ba2335	Be3130	Ca3181
Line	396.152 { 85}	189.042 {478}	328.068 {103}	233.527 {445}	313.042 {108}	318.128 {106}
IS Ref	(Y_3710)	(Y_2243)	(Y_3600)	(Y_2243)	(Y_3710)	(Y_3600)
Units	ppb	ppb	ppb	ppb	ppb	ppb
Avg	**25850.**	**7.449**	**-.2960**	**172.1**	**1.113**	**226900.**
Stddev	425.	1.858	.8023	3.1	.082	4605.
%RSD	1.645	24.95	271.0	1.820	7.393	2.030
#1	25450.	8.546	-.0656	168.4	1.116	222000.
#2	25800.	5.303	-1.188	174.0	1.029	227600.
#3	26290.	8.497	.3658	173.8	1.193	231200.
Check ?	Chk Pass	Chk Pass	Chk Pass	Chk Pass	Chk Pass	Chk Pass
High Limit						
Low Limit						

Elem	Cd2265	Co2286	Cr2677	Cu3247	Fe2714	K_7664
Line	226.502 {449}	228.616 {447}	267.716 {126}	324.754 {104}	271.441 {124}	766.490 { 44}
IS Ref	(Y_2243)	(Y_2243)	(Y_3600)	(Y_3600)	(Y_3600)	(Y_3710)
Units	ppb	ppb	ppb	ppb	ppb	ppb
Avg	**.2951**	**18.90**	**36.48**	**40.37**	**37810.**	**11790.**
Stddev	.0545	.40	1.17	.41	687.	204.
%RSD	18.46	2.094	3.215	1.026	1.817	1.727
#1	.2387	18.66	35.25	39.95	37070.	11610.
#2	.3474	18.69	36.59	40.39	37940.	11750.
#3	.2994	19.36	37.59	40.78	38430.	12010.
Check ?	Chk Pass	Chk Pass	Chk Pass	Chk Pass	Chk Pass	Chk Pass
High Limit						
Low Limit						

Elem	Mg2790	Mn2576	Na5895	Ni2316	Pb2203	Sb2068
Line	279.079 {121}	257.610 {131}	589.592 { 57}	231.604 {446}	220.353 {453}	206.833 {463}
IS Ref	(Y_3600)	(Y_3600)	(Y_3710)	(Y_2243)	(Y_2243)	(Y_2243)
Units	ppb	ppb	ppb	ppb	ppb	ppb
Avg	**10220.**	**1058.**	**10530.**	**28.47**	**40.29**	**-1.629**
Stddev	199.	19.	193.	.54	.49	1.270
%RSD	1.948	1.810	1.827	1.891	1.215	77.94
#1	10010.	1038.	10370.	27.87	39.93	-1.044
#2	10230.	1061.	10490.	28.63	40.11	-.7568
#3	10410.	1076.	10740.	28.91	40.85	-3.085
Check ?	Chk Pass	Chk Pass	Chk Pass	Chk Pass	Chk Pass	Chk Pass
High Limit						
Low Limit						

Sample Name: 460-112006-A-3-B@4 Acquired: 4/14/2016 16:10:55 Type: Unk
Method: sw04052016(v10) Mode: CONC Corr. Factor: 1.000000
User: admin Custom ID1: Custom ID2: Custom ID3:
Comment:

Elem	Se196	Tl1908	V_2924	Zn2062	B_2089	Mo2020
Line	196.090 {472}	190.856 {477}	292.402 {115}	206.200 {463}	208.959 {461}	202.030 {467}
IS Ref	(Y_2243)	(Y_2243)	(Y_3600)	(Y_2243)	(Y_2243)	(Y_2243)
Units	ppb	ppb	ppb	ppb	ppb	ppb
Avg	**4.299**	**-2.008**	**31.98**	**126.1**	**73.47**	**1.743**
Stddev	2.675	1.240	.91	5.9	1.56	1.143
%RSD	62.22	61.74	2.835	4.654	2.122	65.61
#1	1.373	-1.555	30.95	121.1	72.11	1.261
#2	4.906	-1.058	32.32	132.6	73.14	3.048
#3	6.618	-3.410	32.66	124.5	75.17	.9192
Check ?	Chk Pass	Chk Pass	Chk Pass	Chk Pass	Chk Pass	Chk Pass
High Limit						
Low Limit						

Elem	Sn1899	Sr4077	Ti3349	Si2881
Line	189.989 {477}	407.771 { 83}	334.941 {101}	288.158 {117}
IS Ref	(Y_2243)	(Y_3710)	(Y_3600)	(Y_2243)
Units	ppb	ppb	ppb	ppb
Avg	**59.38**	**1898.**	**824.3**	**2834.**
Stddev	.40	27.	13.9	22.
%RSD	.6764	1.441	1.688	.7684
#1	59.19	1871.	810.1	2810.
#2	59.84	1898.	824.9	2850.
#3	59.10	1926.	837.9	2843.
Check ?	Chk Pass	Chk Pass	Chk Pass	Chk Pass
High Limit				
Low Limit				

Int. Std.	Y_2243	Y_3600	Y_3710
Line	224.306 {450}	360.073 { 94}	371.030 { 91}
Units	Cts/S	Cts/S	Cts/S
Avg	**2888.5**	**39132.**	**5614.2**
Stddev	10.6	122.	13.4
%RSD	.36563	.31092	.23786
#1	2876.3	39254.	5616.3
#2	2895.6	39011.	5626.4
#3	2893.5	39131.	5599.9

Sample Name: 460-112006-A-6-B@4 Acquired: 4/14/2016 16:23:06 Type: Unk
Method: sw04052016(v10) Mode: CONC Corr. Factor: 1.000000
User: admin Custom ID1: Custom ID2: Custom ID3:
Comment:

Elem	Al3961	As1890	Ag3280	Ba2335	Be3130	Ca3181
Line	396.152 { 85}	189.042 {478}	328.068 {103}	233.527 {445}	313.042 {108}	318.128 {106}
IS Ref	(Y_3710)	(Y_2243)	(Y_3600)	(Y_2243)	(Y_3710)	(Y_3600)
Units	ppb	ppb	ppb	ppb	ppb	ppb
Avg	**50120.**	**13.85**	**-.1783**	**378.7**	**2.043**	F **443600.**
Stddev	457.	2.87	.2935	1.9	.081	3356.
%RSD	.9117	20.71	164.7	.5050	3.947	.7566
#1	49890.	13.21	-.4876	377.4	2.015	439700.
#2	49830.	16.98	-.1436	377.9	1.980	445000.
#3	50650.	11.35	.0964	380.9	2.134	446000.
Check ?	Chk Pass	Chk Pass	Chk Pass	Chk Pass	Chk Pass	Chk Fail
High Limit						250000.
Low Limit						-200.0

Elem	Cd2265	Co2286	Cr2677	Cu3247	Fe2714	K_7664
Line	226.502 {449}	228.616 {447}	267.716 {126}	324.754 {104}	271.441 {124}	766.490 { 44}
IS Ref	(Y_2243)	(Y_2243)	(Y_3600)	(Y_3600)	(Y_3600)	(Y_3710)
Units	ppb	ppb	ppb	ppb	ppb	ppb
Avg	**-.0303**	**18.58**	**63.22**	**137.8**	**57260.**	**18760.**
Stddev	.0975	.29	.85	.3	397.	98.
%RSD	321.9	1.562	1.346	.2443	.6934	.5228
#1	-.0818	18.57	62.24	137.5	56820.	18690.
#2	.0822	18.29	63.79	138.1	57340.	18720.
#3	-.0913	18.87	63.62	137.9	57610.	18870.
Check ?	Chk Pass	Chk Pass	Chk Pass	Chk Pass	Chk Pass	Chk Pass
High Limit						
Low Limit						

Elem	Mg2790	Mn2576	Na5895	Ni2316	Pb2203	Sb2068
Line	279.079 {121}	257.610 {131}	589.592 { 57}	231.604 {446}	220.353 {453}	206.833 {463}
IS Ref	(Y_3600)	(Y_3600)	(Y_3710)	(Y_2243)	(Y_2243)	(Y_2243)
Units	ppb	ppb	ppb	ppb	ppb	ppb
Avg	**20290.**	**2011.**	**9499.**	**50.22**	**39.14**	**-.0997**
Stddev	109.	5.	104.	.61	.56	1.436
%RSD	.5355	.2655	1.099	1.221	1.420	1440.
#1	20170.	2005.	9461.	49.74	38.51	-1.046
#2	20330.	2012.	9420.	50.01	39.31	1.553
#3	20380.	2015.	9617.	50.91	39.59	-.8062
Check ?	Chk Pass	Chk Pass	Chk Pass	Chk Pass	Chk Pass	Chk Pass
High Limit						
Low Limit						

Sample Name: 460-112006-A-6-B@4 Acquired: 4/14/2016 16:23:06 Type: Unk
Method: sw04052016(v10) Mode: CONC Corr. Factor: 1.000000
User: admin Custom ID1: Custom ID2: Custom ID3:
Comment:

Elem	Se196	Tl1908	V_2924	Zn2062	B_2089	Mo2020
Line	196.090 {472}	190.856 {477}	292.402 {115}	206.200 {463}	208.959 {461}	202.030 {467}
IS Ref	(Y_2243)	(Y_2243)	(Y_3600)	(Y_2243)	(Y_2243)	(Y_2243)
Units	ppb	ppb	ppb	ppb	ppb	ppb
Avg	**.7840**	**-1.374**	**60.99**	**208.9**	**80.12**	**.7935**
Stddev	4.178	1.740	.25	1.2	.29	.1980
%RSD	532.9	126.6	.4111	.5822	.3599	24.95
#1	.9514	-2.917	60.94	207.8	79.92	.7232
#2	-3.475	-1.717	60.77	208.8	80.45	.6403
#3	4.876	.5112	61.27	210.2	80.00	1.017
Check ?	Chk Pass	Chk Pass	Chk Pass	Chk Pass	Chk Pass	Chk Pass
High Limit						
Low Limit						

Elem	Sn1899	Sr4077	Ti3349	Si2881
Line	189.989 {477}	407.771 { 83}	334.941 {101}	288.158 {117}
IS Ref	(Y_2243)	(Y_3710)	(Y_3600)	(Y_2243)
Units	ppb	ppb	ppb	ppb
Avg	**5.411**	**5211.**	**1521.**	**2629.**
Stddev	.575	30.	7.	13.
%RSD	10.62	.5799	.4411	.4943
#1	5.834	5200.	1513.	2621.
#2	4.757	5188.	1523.	2644.
#3	5.642	5246.	1526.	2621.
Check ?	Chk Pass	Chk Pass	Chk Pass	Chk Pass
High Limit				
Low Limit				

Int. Std.	Y_2243	Y_3600	Y_3710
Line	224.306 {450}	360.073 { 94}	371.030 { 91}
Units	Cts/S	Cts/S	Cts/S
Avg	**2912.6**	**39212.**	**5543.5**
Stddev	16.4	227.	19.2
%RSD	.56360	.57886	.34551
#1	2905.0	38976.	5534.5
#2	2901.3	39230.	5565.5
#3	2931.4	39429.	5530.6

Sample Name: CCB Acquired: 4/14/2016 15:51:09 Type: QC
Method: sw04052016(v10) Mode: CONC Corr. Factor: 1.000000
User: admin Custom ID1: Custom ID2: Custom ID3:
Comment:

Elem	Al3961	As1890	Ag3280	Ba2335	Be3130	Ca3181
Line	396.152 { 85}	189.042 {478}	328.068 {103}	233.527 {445}	313.042 {108}	318.128 {106}
IS Ref	(Y_3710)	(Y_2243)	(Y_3600)	(Y_2243)	(Y_3710)	(Y_3600)
Units	ppb	ppb	ppb	ppb	ppb	ppb
Avg	**-8.190**	**-1.896**	**.9087**	**.0310**	**-.0278**	**49.70**
Stddev	5.316	.808	.8318	.0963	.0036	111.1
%RSD	64.91	42.59	91.54	310.4	12.80	223.5
#1	-2.224	-2.176	1.857	.1262	-.0314	178.0
#2	-12.43	-2.527	.3044	-.0663	-.0242	-14.23
#3	-9.922	-.9861	.5643	.0332	-.0279	-14.64
Check ?	Chk Pass	Chk Pass	Chk Pass	Chk Pass	Chk Pass	Chk Pass
High Limit						
Low Limit						

Elem	Cd2265	Co2286	Cr2677	Cu3247	Fe2714	K_7664
Line	226.502 {449}	228.616 {447}	267.716 {126}	324.754 {104}	271.441 {124}	766.490 { 44}
IS Ref	(Y_2243)	(Y_2243)	(Y_3600)	(Y_3600)	(Y_3600)	(Y_3710)
Units	ppb	ppb	ppb	ppb	ppb	ppb
Avg	**-.0620**	**-.1929**	**2.519**	**5.685**	**138.8**	**25.20**
Stddev	.0414	.2340	3.941	10.66	256.7	21.09
%RSD	66.81	121.3	156.5	187.6	185.0	83.68
#1	-.0422	-.3098	7.059	18.00	435.2	45.61
#2	-.1097	.0766	.5297	-.3614	-12.74	3.500
#3	-.0342	-.3454	-.0309	-.5811	-6.116	26.48
Check ?	Chk Pass	Chk Pass	Chk Pass	Chk Pass	Chk Pass	Chk Pass
High Limit						
Low Limit						

Elem	Mg2790	Mn2576	Na5895	Ni2316	Pb2203	Sb2068
Line	279.079 {121}	257.610 {131}	589.592 { 57}	231.604 {446}	220.353 {453}	206.833 {463}
IS Ref	(Y_3600)	(Y_3600)	(Y_3710)	(Y_2243)	(Y_2243)	(Y_2243)
Units	ppb	ppb	ppb	ppb	ppb	ppb
Avg	**53.74**	**3.251**	**7.199**	**-.4254**	**-.8704**	**.2194**
Stddev	97.93	5.628	9.707	.4007	1.407	1.878
%RSD	182.2	173.1	134.8	94.19	161.6	855.9
#1	166.8	9.749	14.43	-.4850	-1.882	-.0773
#2	-2.091	-.0172	-3.833	.0017	-1.465	-1.493
#3	-3.505	.0199	11.00	-.7931	.7361	2.228
Check ?	Chk Pass	Chk Pass	Chk Pass	Chk Pass	Chk Pass	Chk Pass
High Limit						
Low Limit						

Sample Name: CCB Acquired: 4/14/2016 15:51:09 Type: QC
Method: sw04052016(v10) Mode: CONC Corr. Factor: 1.000000
User: admin Custom ID1: Custom ID2: Custom ID3:
Comment:

Elem	Se196	Tl1908	V_2924	Zn2062	B_2089	Mo2020
Line	196.090 {472}	190.856 {477}	292.402 {115}	206.200 {463}	208.959 {461}	202.030 {467}
IS Ref	(Y_2243)	(Y_2243)	(Y_3600)	(Y_2243)	(Y_2243)	(Y_2243)
Units	ppb	ppb	ppb	ppb	ppb	ppb
Avg	**1.648**	**-.2195**	**1.099**	**-.1177**	**-.7772**	**.4686**
Stddev	4.489	1.736	2.034	.2996	.6104	.5656
%RSD	272.4	791.0	185.2	254.7	78.53	120.7
#1	-3.518	1.287	3.433	.0712	-.4235	.9610
#2	3.860	-2.118	.1534	.0389	-1.482	.5940
#3	4.601	.1729	-.2909	-.4631	-.4262	-.1491
Check ?	Chk Pass	Chk Pass	Chk Pass	Chk Pass	Chk Pass	Chk Pass
High Limit						
Low Limit						

Elem	Sn1899	Sr4077	Ti3349	Si2881
Line	189.989 {477}	407.771 { 83}	334.941 {101}	288.158 {117}
IS Ref	(Y_2243)	(Y_3710)	(Y_3600)	(Y_2243)
Units	ppb	ppb	ppb	ppb
Avg	**.6499**	**.0196**	**5.202**	**-11.07**
Stddev	.4069	.0541	9.285	4.27
%RSD	62.61	275.5	178.5	38.61
#1	1.071	.0666	15.92	-10.55
#2	.6198	.0320	-.1390	-7.075
#3	.2588	-.0396	-.1782	-15.57
Check ?	Chk Pass	Chk Pass	Chk Pass	None
High Limit				
Low Limit				

Int. Std.	Y_2243	Y_3600	Y_3710
Line	224.306 {450}	360.073 { 94}	371.030 { 91}
Units	Cts/S	Cts/S	Cts/S
Avg	**3006.9**	**40260.**	**5443.8**
Stddev	5.5	238.	81.5
%RSD	.18420	.59109	1.4972
#1	3001.2	40418.	5530.3
#2	3012.3	40377.	5432.5
#3	3007.2	39987.	5368.5

Sample Name: CCVL Acquired: 4/14/2016 15:55:17 Type: QC
Method: sw04052016(v10) Mode: CONC Corr. Factor: 1.000000
User: admin Custom ID1: Custom ID2: Custom ID3:
Comment:

Elem	Al3961	As1890	Ag3280	Ba2335	Be3130	Ca3181
Line	396.152 { 85}	189.042 {478}	328.068 {103}	233.527 {445}	313.042 {108}	318.128 {106}
IS Ref	(Y_3710)	(Y_2243)	(Y_3600)	(Y_2243)	(Y_3710)	(Y_3600)
Units	ppb	ppb	ppb	ppb	ppb	ppb
Avg	**206.2**	**12.04**	**9.702**	**216.3**	**2.014**	**5200.**
Stddev	10.4	1.84	.198	1.0	.099	53.
%RSD	5.021	15.27	2.037	.4536	4.918	1.014
#1	211.1	13.53	9.489	215.5	2.127	5141.
#2	194.3	12.62	9.738	217.4	1.974	5215.
#3	213.1	9.986	9.880	216.0	1.942	5243.
Check ?	Chk Pass	Chk Pass	Chk Pass	Chk Pass	Chk Pass	Chk Pass
Value						
Range						

Elem	Cd2265	Co2286	Cr2677	Cu3247	Fe2714	K_7664
Line	226.502 {449}	228.616 {447}	267.716 {126}	324.754 {104}	271.441 {124}	766.490 { 44}
IS Ref	(Y_2243)	(Y_2243)	(Y_3600)	(Y_3600)	(Y_3600)	(Y_3710)
Units	ppb	ppb	ppb	ppb	ppb	ppb
Avg	**4.164**	**53.98**	**11.01**	**24.39**	**157.4**	**4767.**
Stddev	.143	.06	.38	.17	4.0	11.
%RSD	3.445	.1071	3.432	.7110	2.535	.2327
#1	4.020	54.02	11.27	24.26	152.8	4780.
#2	4.307	54.01	11.17	24.59	159.6	4761.
#3	4.164	53.92	10.57	24.32	159.9	4760.
Check ?	Chk Pass	Chk Pass	Chk Pass	Chk Pass	Chk Pass	Chk Pass
Value						
Range						

Elem	Mg2790	Mn2576	Na5895	Ni2316	Pb2203	Sb2068
Line	279.079 {121}	257.610 {131}	589.592 { 57}	231.604 {446}	220.353 {453}	206.833 {463}
IS Ref	(Y_3600)	(Y_3600)	(Y_3710)	(Y_2243)	(Y_2243)	(Y_2243)
Units	ppb	ppb	ppb	ppb	ppb	ppb
Avg	**4855.**	**16.38**	**4562.**	**44.70**	**11.68**	**19.20**
Stddev	29.	.14	37.	.56	.91	.66
%RSD	.5966	.8533	.8149	1.253	7.779	3.413
#1	4823.	16.28	4584.	44.52	10.85	19.17
#2	4861.	16.33	4582.	44.26	11.54	18.55
#3	4880.	16.54	4519.	45.33	12.65	19.86
Check ?	Chk Pass	Chk Pass	Chk Pass	Chk Pass	Chk Pass	Chk Pass
Value						
Range						

Sample Name: CCVL Acquired: 4/14/2016 15:55:17 Type: QC
Method: sw04052016(v10) Mode: CONC Corr. Factor: 1.000000
User: admin Custom ID1: Custom ID2: Custom ID3:
Comment:

Elem	Se196	Tl1908	V_2924	Zn2062	B_2089	Mo2020
Line	196.090 {472}	190.856 {477}	292.402 {115}	206.200 {463}	208.959 {461}	202.030 {467}
IS Ref	(Y_2243)	(Y_2243)	(Y_3600)	(Y_2243)	(Y_2243)	(Y_2243)
Units	ppb	ppb	ppb	ppb	ppb	ppb
Avg	**19.51**	**21.94**	**51.63**	**31.70**	**50.75**	**20.42**
Stddev	.82	.98	.36	.36	.32	.16
%RSD	4.218	4.460	.6890	1.122	.6335	.7842
#1	18.78	21.74	51.23	31.32	50.40	20.45
#2	19.36	21.07	51.74	32.03	51.02	20.25
#3	20.40	23.00	51.91	31.77	50.84	20.56
Check ?	Chk Pass	Chk Pass	Chk Pass	Chk Pass	Chk Pass	Chk Pass
Value						
Range						

Elem	Sn1899	Sr4077	Ti3349	Si2881
Line	189.989 {477}	407.771 { 83}	334.941 {101}	288.158 {117}
IS Ref	(Y_2243)	(Y_3710)	(Y_3600)	(Y_2243)
Units	ppb	ppb	ppb	ppb
Avg	**52.47**	**20.66**	**20.31**	F **-13.82**
Stddev	.34	.18	.05	12.07
%RSD	.6394	.8540	.2219	87.35
#1	52.21	20.86	20.36	-25.55
#2	52.85	20.58	20.31	-14.48
#3	52.35	20.54	20.27	-1.432
Check ?	Chk Pass	Chk Pass	Chk Pass	Chk Fail
Value				200.0
Range				-30.50%

Int. Std.	Y_2243	Y_3600	Y_3710
Line	224.306 {450}	360.073 { 94}	371.030 { 91}
Units	Cts/S	Cts/S	Cts/S
Avg	**2985.1**	**39894.**	**5451.1**
Stddev	24.0	422.	77.3
%RSD	.80276	1.0573	1.4184
#1	3011.0	40367.	5537.1
#2	2980.9	39756.	5387.3
#3	2963.6	39558.	5429.0

Sample Name: 460-111991-A-3-C@10 Acquired: 4/14/2016 16:03:11 Type: QC
Method: sw04052016(v10) Mode: CONC Corr. Factor: 1.000000
User: admin Custom ID1: Custom ID2: Custom ID3:
Comment:

Elem	Al3961	As1890	Ag3280	Ba2335	Be3130	Ca3181
Line	396.152 { 85}	189.042 {478}	328.068 {103}	233.527 {445}	313.042 {108}	318.128 {106}
IS Ref	(Y_3710)	(Y_2243)	(Y_3600)	(Y_2243)	(Y_3710)	(Y_3600)
Units	ppb	ppb	ppb	ppb	ppb	ppb
Avg	F **33050.**	F **267.5**	F **2.004**	F **3908.**	F **3.839**	**17290.**
Stddev	126.	1.2	.280	13.	.043	39.
%RSD	.3819	.4453	13.99	.3346	1.133	.2232
#1	33030.	266.7	1.694	3894.	3.874	17250.
#2	32950.	268.9	2.239	3909.	3.790	17330.
#3	33190.	267.0	2.079	3920.	3.853	17300.
Check ?	Chk Fail	Chk Fail	Chk Fail	Chk Fail	Chk Fail	Chk Pass
Value	2000.	2000.	50.00	2000.	50.00	
Range	20.00%	-20.00%	-20.00%	20.00%	-20.00%	

Elem	Cd2265	Co2286	Cr2677	Cu3247	Fe2714	K_7664
Line	226.502 {449}	228.616 {447}	267.716 {126}	324.754 {104}	271.441 {124}	766.490 { 44}
IS Ref	(Y_2243)	(Y_2243)	(Y_3600)	(Y_3600)	(Y_3600)	(Y_3710)
Units	ppb	ppb	ppb	ppb	ppb	ppb
Avg	F **9.579**	F **213.1**	F **391.8**	F **6251.**	F **308200.**	F **6278.**
Stddev	.266	1.3	.3	22.	459.	17.
%RSD	2.780	.5889	.0831	.3538	.1489	.2734
#1	9.809	212.0	392.1	6244.	307800.	6268.
#2	9.287	212.9	391.4	6233.	308700.	6268.
#3	9.640	214.4	391.8	6275.	308100.	6298.
Check ?	Chk Fail	Chk Fail	Chk Fail	Chk Fail	Chk Fail	Chk Fail
Value	50.00	500.0	200.0	250.0	1000.	20000.
Range	-20.00%	-20.00%	20.00%	20.00%	20.00%	-20.00%

Elem	Mg2790	Mn2576	Na5895	Ni2316	Pb2203	Sb2068
Line	279.079 {121}	257.610 {131}	589.592 { 57}	231.604 {446}	220.353 {453}	206.833 {463}
IS Ref	(Y_3600)	(Y_3600)	(Y_3710)	(Y_2243)	(Y_2243)	(Y_2243)
Units	ppb	ppb	ppb	ppb	ppb	ppb
Avg	F **7166.**	F **860.5**	F **2709.**	F **355.4**	F **1585.**	F **63.68**
Stddev	18.	1.3	11.	2.4	3.	.90
%RSD	.2525	.1484	.3911	.6666	.1994	1.406
#1	7187.	859.1	2718.	355.5	1585.	63.32
#2	7157.	861.6	2697.	353.0	1582.	63.02
#3	7153.	860.9	2711.	357.8	1588.	64.70
Check ?	Chk Fail	Chk Fail	Chk Fail	Chk Fail	Chk Fail	Chk Fail
Value	20000.	500.0	20000.	500.0	500.0	500.0
Range	-20.00%	20.00%	-20.00%	-20.00%	20.00%	-20.00%

Sample Name: 460-111991-A-3-C@10 Acquired: 4/14/2016 16:03:11 Type: QC
Method: sw04052016(v10) Mode: CONC Corr. Factor: 1.000000
User: admin Custom ID1: Custom ID2: Custom ID3:
Comment:

Elem	Se196	Tl1908	V_2924	Zn2062	B_2089	Mo2020
Line	196.090 {472}	190.856 {477}	292.402 {115}	206.200 {463}	208.959 {461}	202.030 {467}
IS Ref	(Y_2243)	(Y_2243)	(Y_3600)	(Y_2243)	(Y_2243)	(Y_2243)
Units	ppb	ppb	ppb	ppb	ppb	ppb
Avg	F **19.65**	F **-.1118**	F **55.24**	F **5416.**	F **34.62**	F **2100.**
Stddev	5.11	.0690	.22	5.	.88	5.
%RSD	26.02	61.70	.4060	.0846	2.553	.2438
#1	22.87	-.1813	55.11	5412.	34.56	2095.
#2	22.34	-.1106	55.11	5415.	33.77	2099.
#3	13.75	-.0434	55.50	5421.	35.53	2105.
Check ?	Chk Fail	Chk Fail	Chk Fail	Chk Fail	Chk Fail	Chk Fail
Value	2000.	2000.	500.0	500.0	500.0	500.0
Range	-20.00%	-20.00%	-20.00%	20.00%	-20.00%	20.00%

Elem	Sn1899	Sr4077	Ti3349	Si2881
Line	189.989 {477}	407.771 { 83}	334.941 {101}	288.158 {117}
IS Ref	(Y_2243)	(Y_3710)	(Y_3600)	(Y_2243)
Units	ppb	ppb	ppb	ppb
Avg	F **293.4**	F **324.8**	F **1478.**	**1226.**
Stddev	2.2	1.0	1.	28.
%RSD	.7540	.3151	.0444	2.315
#1	291.8	325.1	1478.	1258.
#2	292.4	323.7	1478.	1218.
#3	295.9	325.6	1477.	1203.
Check ?	Chk Fail	Chk Fail	Chk Fail	None
Value	500.0	500.0	500.0	
Range	-20.00%	-20.00%	20.00%	

Int. Std.	Y_2243	Y_3600	Y_3710
Line	224.306 {450}	360.073 { 94}	371.030 { 91}
Units	Cts/S	Cts/S	Cts/S
Avg	**3050.0**	**40970.**	**5648.4**
Stddev	3.6	116.	67.0
%RSD	.11946	.28364	1.1860
#1	3045.9	41032.	5709.0
#2	3053.0	40836.	5659.7
#3	3051.0	41042.	5576.5

Sample Name: 460-111991-A-4-C@10 Acquired: 4/14/2016 16:07:03 Type: Unk
Method: sw04052016(v10) Mode: CONC Corr. Factor: 1.000000
User: admin Custom ID1: Custom ID2: Custom ID3:
Comment:

Elem	Al3961	As1890	Ag3280	Ba2335	Be3130	Ca3181
Line	396.152 { 85}	189.042 {478}	328.068 {103}	233.527 {445}	313.042 {108}	318.128 {106}
IS Ref	(Y_3710)	(Y_2243)	(Y_3600)	(Y_2243)	(Y_3710)	(Y_3600)
Units	ppb	ppb	ppb	ppb	ppb	ppb
Avg	**15540.**	**987.5**	**1.657**	**596.8**	**5.168**	**7149.**
Stddev	39.	.8	.346	2.1	.184	19.
%RSD	.2479	.0782	20.86	.3492	3.567	.2689
#1	15530.	988.3	2.030	594.8	5.120	7127.
#2	15580.	987.4	1.594	596.7	5.372	7160.
#3	15500.	986.8	1.348	599.0	5.012	7160.
Check ?	Chk Pass	Chk Pass	Chk Pass	Chk Pass	Chk Pass	Chk Pass
High Limit						
Low Limit						

Elem	Cd2265	Co2286	Cr2677	Cu3247	Fe2714	K_7664
Line	226.502 {449}	228.616 {447}	267.716 {126}	324.754 {104}	271.441 {124}	766.490 { 44}
IS Ref	(Y_2243)	(Y_2243)	(Y_3600)	(Y_3600)	(Y_3600)	(Y_3710)
Units	ppb	ppb	ppb	ppb	ppb	ppb
Avg	**43.45**	**151.6**	**229.2**	**6705.**	F **298700.**	**6070.**
Stddev	.38	.7	1.4	21.	543.	27.
%RSD	.8630	.4547	.6290	.3177	.1819	.4487
#1	43.09	150.9	227.7	6685.	298400.	6038.
#2	43.43	151.8	229.4	6703.	299300.	6086.
#3	43.84	152.2	230.6	6727.	298300.	6086.
Check ?	Chk Pass	Chk Pass	Chk Pass	Chk Pass	Chk Fail	Chk Pass
High Limit					200000.	
Low Limit					-150.0	

Elem	Mg2790	Mn2576	Na5895	Ni2316	Pb2203	Sb2068
Line	279.079 {121}	257.610 {131}	589.592 { 57}	231.604 {446}	220.353 {453}	206.833 {463}
IS Ref	(Y_3600)	(Y_3600)	(Y_3710)	(Y_2243)	(Y_2243)	(Y_2243)
Units	ppb	ppb	ppb	ppb	ppb	ppb
Avg	**4437.**	**586.3**	**1893.**	**157.0**	**1306.**	**75.04**
Stddev	12.	1.3	8.	.4	3.	1.25
%RSD	.2649	.2167	.3963	.2790	.2563	1.661
#1	4426.	585.0	1901.	156.5	1302.	76.19
#2	4435.	586.2	1886.	157.1	1308.	73.71
#3	4449.	587.5	1891.	157.3	1306.	75.21
Check ?	Chk Pass	Chk Pass	Chk Pass	Chk Pass	Chk Pass	Chk Pass
High Limit						
Low Limit						

Sample Name: 460-111991-A-4-C@10 Acquired: 4/14/2016 16:07:03 Type: Unk
Method: sw04052016(v10) Mode: CONC Corr. Factor: 1.000000
User: admin Custom ID1: Custom ID2: Custom ID3:
Comment:

Elem	Se196	Tl1908	V_2924	Zn2062	B_2089	Mo2020
Line	196.090 {472}	190.856 {477}	292.402 {115}	206.200 {463}	208.959 {461}	202.030 {467}
IS Ref	(Y_2243)	(Y_2243)	(Y_3600)	(Y_2243)	(Y_2243)	(Y_2243)
Units	ppb	ppb	ppb	ppb	ppb	ppb
Avg	**18.90**	**-.5295**	**15.10**	F **5546.**	**36.27**	**989.3**
Stddev	1.01	1.654	.29	15.	.25	4.5
%RSD	5.363	312.4	1.948	.2670	.6770	.4551
#1	17.82	.7531	15.43	5548.	36.51	984.4
#2	19.05	.0547	15.01	5560.	36.28	990.3
#3	19.83	-2.396	14.87	5530.	36.02	993.2
Check ?	Chk Pass	Chk Pass	Chk Pass	Chk Fail	Chk Pass	Chk Pass
High Limit				5000.		
Low Limit				-50.00		

Elem	Sn1899	Sr4077	Ti3349	Si2881
Line	189.989 {477}	407.771 { 83}	334.941 {101}	288.158 {117}
IS Ref	(Y_2243)	(Y_3710)	(Y_3600)	(Y_2243)
Units	ppb	ppb	ppb	ppb
Avg	**261.8**	**106.5**	**912.6**	**1706.**
Stddev	1.3	.5	2.0	69.
%RSD	.4813	.4868	.2177	4.039
#1	260.3	106.0	911.0	1786.
#2	262.6	107.0	911.9	1665.
#3	262.4	106.7	914.8	1667.
Check ?	Chk Pass	Chk Pass	Chk Pass	Chk Pass
High Limit				
Low Limit				

Int. Std.	Y_2243	Y_3600	Y_3710
Line	224.306 {450}	360.073 { 94}	371.030 { 91}
Units	Cts/S	Cts/S	Cts/S
Avg	**2974.3**	**39999.**	**5455.1**
Stddev	31.6	330.	53.0
%RSD	1.0619	.82566	.97105
#1	2952.0	39808.	5495.6
#2	2960.6	39809.	5395.1
#3	3010.5	40380.	5474.6

Sample Name: 460-112006-A-4-B@4 Acquired: 4/14/2016 16:14:56 Type: Unk
Method: sw04052016(v10) Mode: CONC Corr. Factor: 1.000000
User: admin Custom ID1: Custom ID2: Custom ID3:
Comment:

Elem	Al3961	As1890	Ag3280	Ba2335	Be3130	Ca3181
Line	396.152 { 85}	189.042 {478}	328.068 {103}	233.527 {445}	313.042 {108}	318.128 {106}
IS Ref	(Y_3710)	(Y_2243)	(Y_3600)	(Y_2243)	(Y_3710)	(Y_3600)
Units	ppb	ppb	ppb	ppb	ppb	ppb
Avg	**25650.**	**1.892**	**-.4497**	**135.4**	**.9479**	**199400.**
Stddev	43.	1.044	.2120	1.3	.0216	1348.
%RSD	.1668	55.15	47.14	.9482	2.278	.6760
#1	25640.	2.795	-.5703	134.0	.9278	197800.
#2	25610.	.7496	-.5739	135.8	.9451	200100.
#3	25700.	2.132	-.2049	136.5	.9707	200200.
Check ?	Chk Pass	Chk Pass	Chk Pass	Chk Pass	Chk Pass	Chk Pass
High Limit						
Low Limit						

Elem	Cd2265	Co2286	Cr2677	Cu3247	Fe2714	K_7664
Line	226.502 {449}	228.616 {447}	267.716 {126}	324.754 {104}	271.441 {124}	766.490 { 44}
IS Ref	(Y_2243)	(Y_2243)	(Y_3600)	(Y_3600)	(Y_3600)	(Y_3710)
Units	ppb	ppb	ppb	ppb	ppb	ppb
Avg	**-.1898**	**14.83**	**36.10**	**21.30**	**43420.**	**11910.**
Stddev	.0564	.08	.29	.05	324.	71.
%RSD	29.71	.5706	.7983	.2188	.7450	.5972
#1	-.1434	14.92	36.34	21.35	43080.	11880.
#2	-.1735	14.75	36.18	21.28	43720.	11850.
#3	-.2526	14.82	35.78	21.26	43470.	11990.
Check ?	Chk Pass	Chk Pass	Chk Pass	Chk Pass	Chk Pass	Chk Pass
High Limit						
Low Limit						

Elem	Mg2790	Mn2576	Na5895	Ni2316	Pb2203	Sb2068
Line	279.079 {121}	257.610 {131}	589.592 { 57}	231.604 {446}	220.353 {453}	206.833 {463}
IS Ref	(Y_3600)	(Y_3600)	(Y_3710)	(Y_2243)	(Y_2243)	(Y_2243)
Units	ppb	ppb	ppb	ppb	ppb	ppb
Avg	**12200.**	**475.9**	**9199.**	**37.19**	**15.46**	**-.7329**
Stddev	62.	3.3	43.	.23	.78	.6633
%RSD	.5065	.6946	.4638	.6154	5.070	90.50
#1	12130.	472.1	9159.	36.99	16.32	-1.339
#2	12240.	477.4	9194.	37.44	15.25	-.8345
#3	12240.	478.2	9244.	37.15	14.80	-.0246
Check ?	Chk Pass	Chk Pass	Chk Pass	Chk Pass	Chk Pass	Chk Pass
High Limit						
Low Limit						

Sample Name: 460-112006-A-4-B@4 Acquired: 4/14/2016 16:14:56 Type: Unk
Method: sw04052016(v10) Mode: CONC Corr. Factor: 1.000000
User: admin Custom ID1: Custom ID2: Custom ID3:
Comment:

Elem	Se196	Tl1908	V_2924	Zn2062	B_2089	Mo2020
Line	196.090 {472}	190.856 {477}	292.402 {115}	206.200 {463}	208.959 {461}	202.030 {467}
IS Ref	(Y_2243)	(Y_2243)	(Y_3600)	(Y_2243)	(Y_2243)	(Y_2243)
Units	ppb	ppb	ppb	ppb	ppb	ppb
Avg	**2.073**	**-2.811**	**31.27**	**105.0**	**69.55**	**-.3584**
Stddev	2.422	2.286	.31	.9	.96	.2393
%RSD	116.8	81.31	1.004	.8506	1.378	66.78
#1	.2913	-3.912	30.90	104.0	68.58	-.3802
#2	4.831	-.1831	31.43	105.3	69.58	-.5860
#3	1.097	-4.337	31.47	105.8	70.50	-.1089
Check ?	Chk Pass	Chk Pass	Chk Pass	Chk Pass	Chk Pass	Chk Pass
High Limit						
Low Limit						

Elem	Sn1899	Sr4077	Ti3349	Si2881
Line	189.989 {477}	407.771 { 83}	334.941 {101}	288.158 {117}
IS Ref	(Y_2243)	(Y_3710)	(Y_3600)	(Y_2243)
Units	ppb	ppb	ppb	ppb
Avg	**37.70**	**1316.**	**442.1**	**1169.**
Stddev	1.46	9.	2.8	16.
%RSD	3.866	.7070	.6408	1.334
#1	39.29	1310.	438.8	1154.
#2	37.36	1312.	443.9	1168.
#3	36.43	1327.	443.5	1185.
Check ?	Chk Pass	Chk Pass	Chk Pass	Chk Pass
High Limit				
Low Limit				

Int. Std.	Y_2243	Y_3600	Y_3710
Line	224.306 {450}	360.073 { 94}	371.030 { 91}
Units	Cts/S	Cts/S	Cts/S
Avg	**2914.1**	**39348.**	**5565.6**
Stddev	14.9	242.	46.6
%RSD	.50994	.61482	.83749
#1	2901.1	39215.	5512.0
#2	2911.0	39202.	5588.7
#3	2930.3	39628.	5596.3

Sample Name: 460-112006-A-5-B@4 Acquired: 4/14/2016 16:18:58 Type: Unk
Method: sw04052016(v10) Mode: CONC Corr. Factor: 1.000000
User: admin Custom ID1: Custom ID2: Custom ID3:
Comment:

Elem	Al3961	As1890	Ag3280	Ba2335	Be3130	Ca3181
Line	396.152 { 85}	189.042 {478}	328.068 {103}	233.527 {445}	313.042 {108}	318.128 {106}
IS Ref	(Y_3710)	(Y_2243)	(Y_3600)	(Y_2243)	(Y_3710)	(Y_3600)
Units	ppb	ppb	ppb	ppb	ppb	ppb
Avg	**43090.**	**10.65**	**-.1877**	**280.8**	**1.820**	F **411900.**
Stddev	793.	2.62	.8953	3.4	.039	4671.
%RSD	1.840	24.55	477.0	1.201	2.155	1.134
#1	42260.	13.65	-.3253	277.3	1.825	406700.
#2	43170.	8.844	.7684	281.0	1.778	413200.
#3	43840.	9.460	-1.006	284.1	1.856	415800.
Check ?	Chk Pass	Chk Pass	Chk Pass	Chk Pass	Chk Pass	Chk Fail
High Limit						250000.
Low Limit						-200.0

Elem	Cd2265	Co2286	Cr2677	Cu3247	Fe2714	K_7664
Line	226.502 {449}	228.616 {447}	267.716 {126}	324.754 {104}	271.441 {124}	766.490 { 44}
IS Ref	(Y_2243)	(Y_2243)	(Y_3600)	(Y_3600)	(Y_3600)	(Y_3710)
Units	ppb	ppb	ppb	ppb	ppb	ppb
Avg	**.5464**	**20.64**	**60.03**	**107.0**	**50810.**	**21770.**
Stddev	.1599	.14	.92	2.1	896.	284.
%RSD	29.26	.6580	1.524	1.953	1.763	1.305
#1	.6066	20.72	59.05	105.2	49840.	21470.
#2	.3652	20.48	60.87	106.6	50970.	21800.
#3	.6675	20.71	60.17	109.3	51610.	22030.
Check ?	Chk Pass	Chk Pass	Chk Pass	Chk Pass	Chk Pass	Chk Pass
High Limit						
Low Limit						

Elem	Mg2790	Mn2576	Na5895	Ni2316	Pb2203	Sb2068
Line	279.079 {121}	257.610 {131}	589.592 { 57}	231.604 {446}	220.353 {453}	206.833 {463}
IS Ref	(Y_3600)	(Y_3600)	(Y_3710)	(Y_2243)	(Y_2243)	(Y_2243)
Units	ppb	ppb	ppb	ppb	ppb	ppb
Avg	**19930.**	**1418.**	**18860.**	**53.87**	**31.61**	**1.919**
Stddev	229.	17.	506.	.73	1.18	1.710
%RSD	1.149	1.164	2.686	1.354	3.724	89.10
#1	19680.	1400.	18330.	53.55	30.61	3.310
#2	19980.	1422.	18900.	53.36	32.90	.0102
#3	20130.	1432.	19340.	54.71	31.31	2.437
Check ?	Chk Pass	Chk Pass	Chk Pass	Chk Pass	Chk Pass	Chk Pass
High Limit						
Low Limit						

Sample Name: 460-112006-A-5-B@4 Acquired: 4/14/2016 16:18:58 Type: Unk
Method: sw04052016(v10) Mode: CONC Corr. Factor: 1.000000
User: admin Custom ID1: Custom ID2: Custom ID3:
Comment:

Elem	Se196	Tl1908	V_2924	Zn2062	B_2089	Mo2020
Line	196.090 {472}	190.856 {477}	292.402 {115}	206.200 {463}	208.959 {461}	202.030 {467}
IS Ref	(Y_2243)	(Y_2243)	(Y_3600)	(Y_2243)	(Y_2243)	(Y_2243)
Units	ppb	ppb	ppb	ppb	ppb	ppb
Avg	**3.434**	**-1.037**	**51.43**	**271.7**	**127.0**	**2.338**
Stddev	.844	2.727	.72	3.8	1.1	.218
%RSD	24.58	263.0	1.405	1.388	.8754	9.311
#1	2.469	.6858	50.61	267.4	126.0	2.351
#2	3.797	.3848	51.98	273.3	127.0	2.548
#3	4.036	-4.181	51.69	274.4	128.2	2.113
Check ?	Chk Pass	Chk Pass	Chk Pass	Chk Pass	Chk Pass	Chk Pass
High Limit						
Low Limit						

Elem	Sn1899	Sr4077	Ti3349	Si2881
Line	189.989 {477}	407.771 { 83}	334.941 {101}	288.158 {117}
IS Ref	(Y_2243)	(Y_3710)	(Y_3600)	(Y_2243)
Units	ppb	ppb	ppb	ppb
Avg	**16.60**	**2150.**	**1119.**	**2590.**
Stddev	.73	33.	18.	22.
%RSD	4.417	1.549	1.577	.8414
#1	16.97	2114.	1100.	2569.
#2	15.76	2159.	1121.	2590.
#3	17.08	2179.	1135.	2612.
Check ?	Chk Pass	Chk Pass	Chk Pass	Chk Pass
High Limit				
Low Limit				

Int. Std.	Y_2243	Y_3600	Y_3710
Line	224.306 {450}	360.073 { 94}	371.030 { 91}
Units	Cts/S	Cts/S	Cts/S
Avg	**2902.2**	**38809.**	**5527.0**
Stddev	14.2	195.	10.5
%RSD	.48978	.50330	.19081
#1	2885.8	38623.	5515.8
#2	2909.3	38792.	5528.5
#3	2911.4	39012.	5536.7

Sample Name: 460-112006-A-7-B@4 Acquired: 4/14/2016 16:27:16 Type: Unk
Method: sw04052016(v10) Mode: CONC Corr. Factor: 1.000000
User: admin Custom ID1: Custom ID2: Custom ID3:
Comment:

Elem	Al3961	As1890	Ag3280	Ba2335	Be3130	Ca3181
Line	396.152 { 85}	189.042 {478}	328.068 {103}	233.527 {445}	313.042 {108}	318.128 {106}
IS Ref	(Y_3710)	(Y_2243)	(Y_3600)	(Y_2243)	(Y_3710)	(Y_3600)
Units	ppb	ppb	ppb	ppb	ppb	ppb
Avg	**32720.**	**27.90**	**-.4734**	**514.7**	**2.664**	F **308300.**
Stddev	64.	2.27	.1354	1.7	.080	1823.
%RSD	.1947	8.145	28.60	.3361	3.007	.5913
#1	32750.	28.60	-.3396	512.7	2.756	306900.
#2	32770.	25.35	-.4703	515.9	2.608	307600.
#3	32650.	29.73	-.6103	515.4	2.628	310400.
Check ?	Chk Pass	Chk Pass	Chk Pass	Chk Pass	Chk Pass	Chk Fail
High Limit						250000.
Low Limit						-200.0

Elem	Cd2265	Co2286	Cr2677	Cu3247	Fe2714	K_7664
Line	226.502 {449}	228.616 {447}	267.716 {126}	324.754 {104}	271.441 {124}	766.490 { 44}
IS Ref	(Y_2243)	(Y_2243)	(Y_3600)	(Y_3600)	(Y_3600)	(Y_3710)
Units	ppb	ppb	ppb	ppb	ppb	ppb
Avg	**-.7769**	**25.14**	**102.9**	**68.26**	**72950.**	**10570.**
Stddev	.1249	.20	1.4	.78	234.	46.
%RSD	16.07	.7890	1.390	1.142	.3201	.4368
#1	-.8605	24.94	102.4	67.58	72790.	10580.
#2	-.8369	25.14	101.9	68.09	72850.	10520.
#3	-.6334	25.33	104.6	69.11	73220.	10610.
Check ?	Chk Pass	Chk Pass	Chk Pass	Chk Pass	Chk Pass	Chk Pass
High Limit						
Low Limit						

Elem	Mg2790	Mn2576	Na5895	Ni2316	Pb2203	Sb2068
Line	279.079 {121}	257.610 {131}	589.592 { 57}	231.604 {446}	220.353 {453}	206.833 {463}
IS Ref	(Y_3600)	(Y_3600)	(Y_3710)	(Y_2243)	(Y_2243)	(Y_2243)
Units	ppb	ppb	ppb	ppb	ppb	ppb
Avg	**18650.**	**445.2**	**9623.**	**77.19**	**22.41**	**11.96**
Stddev	116.	1.7	75.	.30	1.81	.47
%RSD	.6235	.3815	.7781	.3898	8.093	3.894
#1	18580.	444.0	9657.	76.88	22.06	12.31
#2	18590.	444.5	9675.	77.47	20.80	11.43
#3	18780.	447.2	9538.	77.22	24.38	12.14
Check ?	Chk Pass	Chk Pass	Chk Pass	Chk Pass	Chk Pass	Chk Pass
High Limit						
Low Limit						

Sample Name: 460-112006-A-7-B@4 Acquired: 4/14/2016 16:27:16 Type: Unk
Method: sw04052016(v10) Mode: CONC Corr. Factor: 1.000000
User: admin Custom ID1: Custom ID2: Custom ID3:
Comment:

Elem	Se196	Tl1908	V_2924	Zn2062	B_2089	Mo2020
Line	196.090 {472}	190.856 {477}	292.402 {115}	206.200 {463}	208.959 {461}	202.030 {467}
IS Ref	(Y_2243)	(Y_2243)	(Y_3600)	(Y_2243)	(Y_2243)	(Y_2243)
Units	ppb	ppb	ppb	ppb	ppb	ppb
Avg	**2.766**	**-2.110**	**201.4**	**434.3**	**110.0**	**9.671**
Stddev	3.495	1.467	1.6	2.0	.5	.155
%RSD	126.4	69.56	.7818	.4704	.4327	1.597
#1	5.545	-1.803	201.0	432.3	109.6	9.525
#2	3.910	-.8202	200.0	434.4	110.5	9.656
#3	-1.158	-3.706	203.1	436.4	109.8	9.833
Check ?	Chk Pass	Chk Pass	Chk Pass	Chk Pass	Chk Pass	Chk Pass
High Limit						
Low Limit						

Elem	Sn1899	Sr4077	Ti3349	Si2881
Line	189.989 {477}	407.771 { 83}	334.941 {101}	288.158 {117}
IS Ref	(Y_2243)	(Y_3710)	(Y_3600)	(Y_2243)
Units	ppb	ppb	ppb	ppb
Avg	**7.449**	**1405.**	**1815.**	**4092.**
Stddev	.805	8.	8.	108.
%RSD	10.81	.5763	.4376	2.639
#1	7.142	1397.	1811.	4181.
#2	6.842	1403.	1811.	4123.
#3	8.362	1413.	1825.	3972.
Check ?	Chk Pass	Chk Pass	Chk Pass	Chk Pass
High Limit				
Low Limit				

Int. Std.	Y_2243	Y_3600	Y_3710
Line	224.306 {450}	360.073 { 94}	371.030 { 91}
Units	Cts/S	Cts/S	Cts/S
Avg	**2962.9**	**39464.**	**5552.2**
Stddev	11.9	249.	65.6
%RSD	.40318	.63092	1.1814
#1	2955.9	39300.	5478.0
#2	2976.7	39750.	5602.5
#3	2956.0	39340.	5576.1

Sample Name: 460-112006-A-8-B@4 Acquired: 4/14/2016 16:31:15 Type: Unk
Method: sw04052016(v10) Mode: CONC Corr. Factor: 1.000000
User: admin Custom ID1: Custom ID2: Custom ID3:
Comment:

Elem	Al3961	As1890	Ag3280	Ba2335	Be3130	Ca3181
Line	396.152 { 85}	189.042 {478}	328.068 {103}	233.527 {445}	313.042 {108}	318.128 {106}
IS Ref	(Y_3710)	(Y_2243)	(Y_3600)	(Y_2243)	(Y_3710)	(Y_3600)
Units	ppb	ppb	ppb	ppb	ppb	ppb
Avg	**36880.**	**18.03**	**-.2213**	**346.2**	**2.632**	F **345700.**
Stddev	247.	.77	.1163	1.1	.020	1407.
%RSD	.6708	4.268	52.53	.3041	.7693	.4070
#1	36640.	18.87	-.3509	345.4	2.638	344200.
#2	36870.	17.35	-.1263	345.9	2.649	345900.
#3	37130.	17.86	-.1868	347.4	2.610	346900.
Check ?	Chk Pass	Chk Pass	Chk Pass	Chk Pass	Chk Pass	Chk Fail
High Limit						250000.
Low Limit						-200.0

Elem	Cd2265	Co2286	Cr2677	Cu3247	Fe2714	K_7664
Line	226.502 {449}	228.616 {447}	267.716 {126}	324.754 {104}	271.441 {124}	766.490 { 44}
IS Ref	(Y_2243)	(Y_2243)	(Y_3600)	(Y_3600)	(Y_3600)	(Y_3710)
Units	ppb	ppb	ppb	ppb	ppb	ppb
Avg	**.6955**	**23.38**	**66.35**	**131.3**	**58350.**	**8061.**
Stddev	.1164	.30	.32	.4	336.	63.
%RSD	16.74	1.271	.4778	.2809	.5753	.7779
#1	.7340	23.15	66.67	131.3	58150.	8007.
#2	.7878	23.26	66.03	131.0	58170.	8047.
#3	.5647	23.72	66.36	131.7	58740.	8130.
Check ?	Chk Pass	Chk Pass	Chk Pass	Chk Pass	Chk Pass	Chk Pass
High Limit						
Low Limit						

Elem	Mg2790	Mn2576	Na5895	Ni2316	Pb2203	Sb2068
Line	279.079 {121}	257.610 {131}	589.592 { 57}	231.604 {446}	220.353 {453}	206.833 {463}
IS Ref	(Y_3600)	(Y_3600)	(Y_3710)	(Y_2243)	(Y_2243)	(Y_2243)
Units	ppb	ppb	ppb	ppb	ppb	ppb
Avg	**22370.**	**771.3**	**3527.**	**68.34**	**104.2**	**2.375**
Stddev	145.	3.1	19.	.30	2.2	1.331
%RSD	.6470	.4060	.5326	.4348	2.144	56.02
#1	22250.	767.8	3505.	68.14	105.6	3.910
#2	22320.	772.2	3534.	68.21	105.3	1.662
#3	22530.	773.9	3541.	68.68	101.6	1.553
Check ?	Chk Pass	Chk Pass	Chk Pass	Chk Pass	Chk Pass	Chk Pass
High Limit						
Low Limit						

Sample Name: 460-112006-A-8-B@4 Acquired: 4/14/2016 16:31:15 Type: Unk
Method: sw04052016(v10) Mode: CONC Corr. Factor: 1.000000
User: admin Custom ID1: Custom ID2: Custom ID3:
Comment:

Elem	Se196	Tl1908	V_2924	Zn2062	B_2089	Mo2020
Line	196.090 {472}	190.856 {477}	292.402 {115}	206.200 {463}	208.959 {461}	202.030 {467}
IS Ref	(Y_2243)	(Y_2243)	(Y_3600)	(Y_2243)	(Y_2243)	(Y_2243)
Units	ppb	ppb	ppb	ppb	ppb	ppb
Avg	**5.407**	**-2.181**	**80.80**	**286.5**	**79.23**	**6.254**
Stddev	1.194	.895	.30	.7	.95	.251
%RSD	22.08	41.03	.3696	.2562	1.200	4.010
#1	6.732	-3.207	80.52	285.8	78.57	6.006
#2	4.413	-1.557	80.76	286.6	78.81	6.249
#3	5.078	-1.780	81.12	287.2	80.32	6.507
Check ?	Chk Pass	Chk Pass	Chk Pass	Chk Pass	Chk Pass	Chk Pass
High Limit						
Low Limit						

Elem	Sn1899	Sr4077	Ti3349	Si2881
Line	189.989 {477}	407.771 { 83}	334.941 {101}	288.158 {117}
IS Ref	(Y_2243)	(Y_3710)	(Y_3600)	(Y_2243)
Units	ppb	ppb	ppb	ppb
Avg	**4.899**	**1984.**	**1812.**	**5055.**
Stddev	.450	5.	8.	29.
%RSD	9.182	.2463	.4585	.5805
#1	4.678	1979.	1804.	5075.
#2	5.417	1984.	1812.	5067.
#3	4.603	1989.	1821.	5021.
Check ?	Chk Pass	Chk Pass	Chk Pass	Chk Pass
High Limit				
Low Limit				

Int. Std.	Y_2243	Y_3600	Y_3710
Line	224.306 {450}	360.073 { 94}	371.030 { 91}
Units	Cts/S	Cts/S	Cts/S
Avg	**2907.1**	**39164.**	**5583.3**
Stddev	7.8	205.	77.8
%RSD	.26786	.52313	1.3928
#1	2898.9	38983.	5500.0
#2	2907.9	39123.	5595.8
#3	2914.4	39386.	5654.0

Sample Name: 460-112006-A-9-B@4 Acquired: 4/14/2016 16:35:15 Type: Unk
Method: sw04052016(v10) Mode: CONC Corr. Factor: 1.000000
User: admin Custom ID1: Custom ID2: Custom ID3:
Comment:

Elem	Al3961	As1890	Ag3280	Ba2335	Be3130	Ca3181
Line	396.152 { 85}	189.042 {478}	328.068 {103}	233.527 {445}	313.042 {108}	318.128 {106}
IS Ref	(Y_3710)	(Y_2243)	(Y_3600)	(Y_2243)	(Y_3710)	(Y_3600)
Units	ppb	ppb	ppb	ppb	ppb	ppb
Avg	**38410.**	**15.49**	**-.4892**	**324.6**	**2.430**	F **389900.**
Stddev	274.	3.00	.1572	1.6	.063	1975.
%RSD	.7128	19.35	32.14	.4978	2.606	.5066
#1	38150.	18.37	-.6515	322.8	2.362	388300.
#2	38390.	15.73	-.3375	325.1	2.441	389200.
#3	38700.	12.38	-.4786	325.9	2.487	392100.
Check ?	Chk Pass	Chk Pass	Chk Pass	Chk Pass	Chk Pass	Chk Fail
High Limit						250000.
Low Limit						-200.0

Elem	Cd2265	Co2286	Cr2677	Cu3247	Fe2714	K_7664
Line	226.502 {449}	228.616 {447}	267.716 {126}	324.754 {104}	271.441 {124}	766.490 { 44}
IS Ref	(Y_2243)	(Y_2243)	(Y_3600)	(Y_3600)	(Y_3600)	(Y_3710)
Units	ppb	ppb	ppb	ppb	ppb	ppb
Avg	**.5634**	**24.74**	**64.25**	**85.30**	**52630.**	**7470.**
Stddev	.0665	.31	.80	1.08	182.	69.
%RSD	11.80	1.236	1.252	1.262	.3465	.9242
#1	.5716	24.66	64.46	84.37	52480.	7396.
#2	.6253	24.47	63.37	85.04	52580.	7479.
#3	.4932	25.07	64.93	86.48	52830.	7533.
Check ?	Chk Pass	Chk Pass	Chk Pass	Chk Pass	Chk Pass	Chk Pass
High Limit						
Low Limit						

Elem	Mg2790	Mn2576	Na5895	Ni2316	Pb2203	Sb2068
Line	279.079 {121}	257.610 {131}	589.592 { 57}	231.604 {446}	220.353 {453}	206.833 {463}
IS Ref	(Y_3600)	(Y_3600)	(Y_3710)	(Y_2243)	(Y_2243)	(Y_2243)
Units	ppb	ppb	ppb	ppb	ppb	ppb
Avg	**31170.**	**828.8**	**5688.**	**73.73**	**177.0**	**1.973**
Stddev	263.	5.0	53.	.96	4.7	1.540
%RSD	.8434	.6066	.9281	1.301	2.677	78.06
#1	30940.	824.2	5630.	73.61	173.1	1.880
#2	31110.	828.0	5702.	72.84	175.5	3.557
#3	31450.	834.2	5732.	74.74	182.2	.4815
Check ?	Chk Pass	Chk Pass	Chk Pass	Chk Pass	Chk Pass	Chk Pass
High Limit						
Low Limit						

Sample Name: 460-112006-A-9-B@4 Acquired: 4/14/2016 16:35:15 Type: Unk
Method: sw04052016(v10) Mode: CONC Corr. Factor: 1.000000
User: admin Custom ID1: Custom ID2: Custom ID3:
Comment:

Elem	Se196	Tl1908	V_2924	Zn2062	B_2089	Mo2020
Line	196.090 {472}	190.856 {477}	292.402 {115}	206.200 {463}	208.959 {461}	202.030 {467}
IS Ref	(Y_2243)	(Y_2243)	(Y_3600)	(Y_2243)	(Y_2243)	(Y_2243)
Units	ppb	ppb	ppb	ppb	ppb	ppb
Avg	**8.350**	**.1596**	**74.37**	**166.7**	**97.54**	**8.327**
Stddev	1.371	1.950	.38	1.6	.46	.310
%RSD	16.42	1221.	.5081	.9801	.4700	3.725
#1	8.901	-1.452	74.10	165.3	97.56	8.148
#2	6.789	-.3961	74.20	166.3	97.07	8.685
#3	9.360	2.327	74.80	168.5	97.99	8.148
Check ?	Chk Pass	Chk Pass	Chk Pass	Chk Pass	Chk Pass	Chk Pass
High Limit						
Low Limit						

Elem	Sn1899	Sr4077	Ti3349	Si2881
Line	189.989 {477}	407.771 { 83}	334.941 {101}	288.158 {117}
IS Ref	(Y_2243)	(Y_3710)	(Y_3600)	(Y_2243)
Units	ppb	ppb	ppb	ppb
Avg	**4.052**	**2475.**	**1784.**	**5564.**
Stddev	.772	19.	10.	53.
%RSD	19.06	.7577	.5406	.9476
#1	3.260	2458.	1774.	5582.
#2	4.094	2472.	1787.	5606.
#3	4.803	2495.	1793.	5505.
Check ?	Chk Pass	Chk Pass	Chk Pass	Chk Pass
High Limit				
Low Limit				

Int. Std.	Y_2243	Y_3600	Y_3710
Line	224.306 {450}	360.073 { 94}	371.030 { 91}
Units	Cts/S	Cts/S	Cts/S
Avg	**2917.5**	**39410.**	**5635.8**
Stddev	6.0	310.	22.3
%RSD	.20544	.78548	.39628
#1	2912.1	39082.	5620.4
#2	2923.9	39451.	5661.4
#3	2916.4	39697.	5625.6

Sample Name: CCV Acquired: 4/14/2016 16:40:21 Type: QC
Method: sw04052016(v10) Mode: CONC Corr. Factor: 1.000000
User: admin Custom ID1: Custom ID2: Custom ID3:
Comment:

Elem	Al3961	As1890	Ag3280	Ba2335	Be3130	Ca3181
Line	396.152 { 85}	189.042 {478}	328.068 {103}	233.527 {445}	313.042 {108}	318.128 {106}
IS Ref	(Y_3710)	(Y_2243)	(Y_3600)	(Y_2243)	(Y_3710)	(Y_3600)
Units	ppb	ppb	ppb	ppb	ppb	ppb
Avg	**118900.**	**2525.**	**1214.**	**10260.**	**975.6**	**126100.**
Stddev	546.	1.	3.	25.	4.3	181.
%RSD	.4589	.0526	.2197	.2436	.4431	.1432
#1	118200.	2524.	1211.	10270.	970.6	126300.
#2	119300.	2525.	1214.	10280.	978.6	126000.
#3	119100.	2527.	1216.	10230.	977.5	126100.
Check ?	Chk Pass	Chk Pass	Chk Pass	Chk Pass	Chk Pass	Chk Pass
Value						
Range						

Elem	Cd2265	Co2286	Cr2677	Cu3247	Fe2714	K_7664
Line	226.502 {449}	228.616 {447}	267.716 {126}	324.754 {104}	271.441 {124}	766.490 { 44}
IS Ref	(Y_2243)	(Y_2243)	(Y_3600)	(Y_3600)	(Y_3600)	(Y_3710)
Units	ppb	ppb	ppb	ppb	ppb	ppb
Avg	**1265.**	**2513.**	**5138.**	**12500.**	**98810.**	**48460.**
Stddev	2.	4.	6.	52.	230.	48.
%RSD	.1824	.1694	.1240	.4158	.2324	.0993
#1	1267.	2518.	5139.	12440.	98770.	48410.
#2	1265.	2512.	5131.	12530.	98600.	48460.
#3	1263.	2510.	5144.	12540.	99060.	48510.
Check ?	Chk Pass	Chk Pass	Chk Pass	Chk Pass	Chk Pass	Chk Pass
Value						
Range						

Elem	Mg2790	Mn2576	Na5895	Ni2316	Pb2203	Sb2068
Line	279.079 {121}	257.610 {131}	589.592 { 57}	231.604 {446}	220.353 {453}	206.833 {463}
IS Ref	(Y_3600)	(Y_3600)	(Y_3710)	(Y_2243)	(Y_2243)	(Y_2243)
Units	ppb	ppb	ppb	ppb	ppb	ppb
Avg	**121400.**	**5106.**	**119500.**	**2570.**	**7395.**	**987.2**
Stddev	196.	5.	1083.	9.	19.	1.0
%RSD	.1616	.1046	.9063	.3427	.2538	.1059
#1	121300.	5107.	118200.	2580.	7395.	987.5
#2	121200.	5100.	120000.	2568.	7377.	986.0
#3	121600.	5111.	120200.	2562.	7414.	988.1
Check ?	Chk Pass	Chk Pass	Chk Pass	Chk Pass	Chk Pass	Chk Pass
Value						
Range						

Sample Name: CCV Acquired: 4/14/2016 16:40:21 Type: QC
Method: sw04052016(v10) Mode: CONC Corr. Factor: 1.000000
User: admin Custom ID1: Custom ID2: Custom ID3:
Comment:

Elem	Se196	Tl1908	V_2924	Zn2062	B_2089	Mo2020
Line	196.090 {472}	190.856 {477}	292.402 {115}	206.200 {463}	208.959 {461}	202.030 {467}
IS Ref	(Y_2243)	(Y_2243)	(Y_3600)	(Y_2243)	(Y_2243)	(Y_2243)
Units	ppb	ppb	ppb	ppb	ppb	ppb
Avg	**2536.**	**2532.**	**2512.**	**2491.**	**1018.**	**2535.**
Stddev	5.	2.	4.	10.	2.	4.
%RSD	.1807	.0816	.1770	.4108	.2044	.1741
#1	2533.	2534.	2509.	2501.	1020.	2534.
#2	2533.	2530.	2511.	2480.	1016.	2540.
#3	2541.	2531.	2517.	2491.	1019.	2532.
Check ?	Chk Pass	Chk Pass	Chk Pass	Chk Pass	Chk Pass	Chk Pass
Value						
Range						

Elem	Sn1899	Sr4077	Ti3349	Si2881
Line	189.989 {477}	407.771 { 83}	334.941 {101}	288.158 {117}
IS Ref	(Y_2243)	(Y_3710)	(Y_3600)	(Y_2243)
Units	ppb	ppb	ppb	ppb
Avg	**1021.**	**5012.**	**9919.**	**9689.**
Stddev	2.	8.	40.	94.
%RSD	.1863	.1535	.4069	.9688
#1	1019.	5003.	9901.	9615.
#2	1023.	5015.	9891.	9657.
#3	1020.	5017.	9966.	9795.
Check ?	Chk Pass	Chk Pass	Chk Pass	None
Value				
Range				

Int. Std.	Y_2243	Y_3600	Y_3710
Line	224.306 {450}	360.073 { 94}	371.030 { 91}
Units	Cts/S	Cts/S	Cts/S
Avg	**2855.8**	**38159.**	**5371.0**
Stddev	9.8	90.	43.6
%RSD	.34377	.23694	.81124
#1	2848.2	38204.	5368.8
#2	2866.9	38218.	5328.5
#3	2852.4	38055.	5415.6

Sample Name: CCB Acquired: 4/14/2016 16:44:14 Type: QC
Method: sw04052016(v10) Mode: CONC Corr. Factor: 1.000000
User: admin Custom ID1: Custom ID2: Custom ID3:
Comment:

Elem	Al3961	As1890	Ag3280	Ba2335	Be3130	Ca3181
Line	396.152 { 85}	189.042 {478}	328.068 {103}	233.527 {445}	313.042 {108}	318.128 {106}
IS Ref	(Y_3710)	(Y_2243)	(Y_3600)	(Y_2243)	(Y_3710)	(Y_3600)
Units	ppb	ppb	ppb	ppb	ppb	ppb
Avg	**1.305**	**-.3907**	**-.3362**	**.0090**	**-.0198**	**-15.46**
Stddev	9.772	.9644	.1644	.0668	.0851	4.04
%RSD	749.0	246.8	48.90	739.8	430.2	26.11
#1	11.21	-.8109	-.4376	-.0609	.0467	-16.03
#2	1.029	-1.074	-.1465	.0159	-.1157	-19.19
#3	-8.327	.7124	-.4244	.0722	.0097	-11.17
Check ?	Chk Pass	Chk Pass	Chk Pass	Chk Pass	Chk Pass	Chk Pass
High Limit						
Low Limit						

Elem	Cd2265	Co2286	Cr2677	Cu3247	Fe2714	K_7664
Line	226.502 {449}	228.616 {447}	267.716 {126}	324.754 {104}	271.441 {124}	766.490 { 44}
IS Ref	(Y_2243)	(Y_2243)	(Y_3600)	(Y_3600)	(Y_3600)	(Y_3710)
Units	ppb	ppb	ppb	ppb	ppb	ppb
Avg	**-.0888**	**-.1768**	**.0864**	**-.2922**	**-5.291**	**8.782**
Stddev	.0899	.1157	.1187	.2894	8.561	27.74
%RSD	101.2	65.45	137.5	99.03	161.8	315.8
#1	-.0758	-.1149	-.0498	-.3400	2.214	-19.99
#2	-.1845	-.3102	.1686	-.5547	-14.61	10.98
#3	-.0062	-.1051	.1403	.0181	-3.472	35.35
Check ?	Chk Pass	Chk Pass	Chk Pass	Chk Pass	Chk Pass	Chk Pass
High Limit						
Low Limit						

Elem	Mg2790	Mn2576	Na5895	Ni2316	Pb2203	Sb2068
Line	279.079 {121}	257.610 {131}	589.592 { 57}	231.604 {446}	220.353 {453}	206.833 {463}
IS Ref	(Y_3600)	(Y_3600)	(Y_3710)	(Y_2243)	(Y_2243)	(Y_2243)
Units	ppb	ppb	ppb	ppb	ppb	ppb
Avg	**-1.775**	**.0216**	**-8.697**	**.1808**	**-.9098**	**.3459**
Stddev	4.495	.0514	5.038	.3322	1.878	.7052
%RSD	253.2	237.8	57.93	183.8	206.4	203.9
#1	3.069	.0778	-5.260	.1770	-.3803	-.4675
#2	-5.811	-.0230	-6.351	.5149	.6462	.7206
#3	-2.583	.0100	-14.48	-.1495	-2.995	.7848
Check ?	Chk Pass	Chk Pass	Chk Pass	Chk Pass	Chk Pass	Chk Pass
High Limit						
Low Limit						

Sample Name: CCB Acquired: 4/14/2016 16:44:14 Type: QC
Method: sw04052016(v10) Mode: CONC Corr. Factor: 1.000000
User: admin Custom ID1: Custom ID2: Custom ID3:
Comment:

Elem	Se196	Tl1908	V_2924	Zn2062	B_2089	Mo2020
Line	196.090 {472}	190.856 {477}	292.402 {115}	206.200 {463}	208.959 {461}	202.030 {467}
IS Ref	(Y_2243)	(Y_2243)	(Y_3600)	(Y_2243)	(Y_2243)	(Y_2243)
Units	ppb	ppb	ppb	ppb	ppb	ppb
Avg	**3.576**	**-.6325**	**.0638**	**-.0736**	**-.2190**	**.2735**
Stddev	3.532	.9128	.3781	.1477	.4339	.4821
%RSD	98.76	144.3	592.7	200.6	198.2	176.3
#1	5.105	.4184	.4977	.0927	.2685	.8252
#2	6.086	-1.088	-.1951	-.1243	-.3624	.0622
#3	-.4624	-1.228	-.1112	-.1894	-.5630	-.0669
Check ?	Chk Pass	Chk Pass	Chk Pass	Chk Pass	Chk Pass	Chk Pass
High Limit						
Low Limit						

Elem	Sn1899	Sr4077	Ti3349	Si2881
Line	189.989 {477}	407.771 { 83}	334.941 {101}	288.158 {117}
IS Ref	(Y_2243)	(Y_3710)	(Y_3600)	(Y_2243)
Units	ppb	ppb	ppb	ppb
Avg	**.6490**	**.0251**	**.0160**	**-7.466**
Stddev	.2690	.0592	.0733	16.23
%RSD	41.45	236.1	457.9	217.3
#1	.5858	.0121	.0857	5.440
#2	.4173	-.0266	-.0605	-2.156
#3	.9440	.0897	.0229	-25.68
Check ?	Chk Pass	Chk Pass	Chk Pass	None
High Limit				
Low Limit				

Int. Std.	Y_2243	Y_3600	Y_3710
Line	224.306 {450}	360.073 { 94}	371.030 { 91}
Units	Cts/S	Cts/S	Cts/S
Avg	**3035.3**	**40607.**	**5414.1**
Stddev	2.3	9.	22.5
%RSD	.07563	.02294	.41506
#1	3037.9	40617.	5388.3
#2	3034.3	40605.	5425.5
#3	3033.7	40599.	5428.7

Sample Name: CCVL Acquired: 4/14/2016 16:48:23 Type: QC
Method: sw04052016(v10) Mode: CONC Corr. Factor: 1.000000
User: admin Custom ID1: Custom ID2: Custom ID3:
Comment:

Elem	Al3961	As1890	Ag3280	Ba2335	Be3130	Ca3181
Line	396.152 { 85}	189.042 {478}	328.068 {103}	233.527 {445}	313.042 {108}	318.128 {106}
IS Ref	(Y_3710)	(Y_2243)	(Y_3600)	(Y_2243)	(Y_3710)	(Y_3600)
Units	ppb	ppb	ppb	ppb	ppb	ppb
Avg	**201.2**	**14.32**	**9.555**	**216.9**	**2.017**	**5189.**
Stddev	9.5	.87	.570	.6	.075	41.
%RSD	4.742	6.097	5.970	.2765	3.708	.7966
#1	208.1	14.31	10.21	217.3	1.942	5228.
#2	205.1	13.45	9.270	217.2	2.092	5194.
#3	190.3	15.20	9.183	216.2	2.018	5145.
Check ?	Chk Pass	Chk Pass	Chk Pass	Chk Pass	Chk Pass	Chk Pass
Value						
Range						

Elem	Cd2265	Co2286	Cr2677	Cu3247	Fe2714	K_7664
Line	226.502 {449}	228.616 {447}	267.716 {126}	324.754 {104}	271.441 {124}	766.490 { 44}
IS Ref	(Y_2243)	(Y_2243)	(Y_3600)	(Y_3600)	(Y_3600)	(Y_3710)
Units	ppb	ppb	ppb	ppb	ppb	ppb
Avg	**4.187**	**54.17**	**10.95**	**24.44**	**171.6**	**4789.**
Stddev	.108	.06	.42	.21	2.2	27.
%RSD	2.567	.1156	3.846	.8578	1.295	.5562
#1	4.063	54.22	11.18	24.66	169.3	4768.
#2	4.250	54.10	11.20	24.42	171.7	4819.
#3	4.249	54.19	10.46	24.24	173.7	4780.
Check ?	Chk Pass	Chk Pass	Chk Pass	Chk Pass	Chk Pass	Chk Pass
Value						
Range						

Elem	Mg2790	Mn2576	Na5895	Ni2316	Pb2203	Sb2068
Line	279.079 {121}	257.610 {131}	589.592 { 57}	231.604 {446}	220.353 {453}	206.833 {463}
IS Ref	(Y_3600)	(Y_3600)	(Y_3710)	(Y_2243)	(Y_2243)	(Y_2243)
Units	ppb	ppb	ppb	ppb	ppb	ppb
Avg	**4852.**	**16.25**	**4673.**	**45.12**	**10.25**	**19.43**
Stddev	28.	.14	19.	.41	.83	1.51
%RSD	.5742	.8655	.4096	.9181	8.095	7.771
#1	4880.	16.31	4675.	45.53	10.18	18.85
#2	4851.	16.36	4653.	44.70	11.11	18.29
#3	4824.	16.09	4691.	45.14	9.454	21.14
Check ?	Chk Pass	Chk Pass	Chk Pass	Chk Pass	Chk Pass	Chk Pass
Value						
Range						

Sample Name: CCVL Acquired: 4/14/2016 16:48:23 Type: QC
Method: sw04052016(v10) Mode: CONC Corr. Factor: 1.000000
User: admin Custom ID1: Custom ID2: Custom ID3:
Comment:

Elem	Se196	Tl1908	V_2924	Zn2062	B_2089	Mo2020
Line	196.090 {472}	190.856 {477}	292.402 {115}	206.200 {463}	208.959 {461}	202.030 {467}
IS Ref	(Y_2243)	(Y_2243)	(Y_3600)	(Y_2243)	(Y_2243)	(Y_2243)
Units	ppb	ppb	ppb	ppb	ppb	ppb
Avg	**20.66**	**23.22**	**51.75**	**31.72**	**50.88**	**20.29**
Stddev	1.48	1.96	.52	.12	.39	.16
%RSD	7.166	8.449	.9986	.3657	.7578	.7982
#1	20.92	21.28	52.05	31.69	50.53	20.46
#2	19.07	23.17	52.04	31.84	50.81	20.28
#3	22.00	25.20	51.15	31.62	51.30	20.13
Check ?	Chk Pass	Chk Pass	Chk Pass	Chk Pass	Chk Pass	Chk Pass
Value						
Range						

Elem	Sn1899	Sr4077	Ti3349	Si2881
Line	189.989 {477}	407.771 { 83}	334.941 {101}	288.158 {117}
IS Ref	(Y_2243)	(Y_3710)	(Y_3600)	(Y_2243)
Units	ppb	ppb	ppb	ppb
Avg	**52.38**	**20.67**	**20.22**	F **-6.543**
Stddev	.37	.11	.24	15.76
%RSD	.7128	.5420	1.180	240.9
#1	52.01	20.69	20.28	-2.182
#2	52.76	20.77	20.42	-24.03
#3	52.38	20.55	19.96	6.580
Check ?	Chk Pass	Chk Pass	Chk Pass	Chk Fail
Value				200.0
Range				-30.50%

Int. Std.	Y_2243	Y_3600	Y_3710
Line	224.306 {450}	360.073 { 94}	371.030 { 91}
Units	Cts/S	Cts/S	Cts/S
Avg	**2988.2**	**39879.**	**5323.3**
Stddev	5.7	47.	30.8
%RSD	.19122	.11746	.57891
#1	2992.7	39925.	5336.8
#2	2990.0	39831.	5288.0
#3	2981.8	39881.	5345.0

Sample Name: 460-111991-A-2-C@50 Acquired: 4/14/2016 16:52:29 Type: QC
Method: sw04052016(v10) Mode: CONC Corr. Factor: 1.000000
User: admin Custom ID1: Custom ID2: Custom ID3:
Comment:

Elem	Al3961	As1890	Ag3280	Ba2335	Be3130	Ca3181
Line	396.152 { 85}	189.042 {478}	328.068 {103}	233.527 {445}	313.042 {108}	318.128 {106}
IS Ref	(Y_3710)	(Y_2243)	(Y_3600)	(Y_2243)	(Y_3710)	(Y_3600)
Units	ppb	ppb	ppb	ppb	ppb	ppb
Avg	F **6833.**	F **387.5**	**1.004**	F **288.3**	**1.975**	**2955.**
Stddev	28.	4.2	.619	2.7	.103	12.
%RSD	.4048	1.073	61.65	.9529	5.219	.4099
#1	6852.	383.9	.3000	285.3	1.995	2944.
#2	6801.	392.1	1.249	289.0	2.066	2968.
#3	6845.	386.6	1.463	290.7	1.863	2954.
Check ?	Chk Fail	Chk Fail	Chk Pass	Chk Fail	Chk Pass	Chk Pass
High Limit	200.0	15.00		200.0		
Low Limit	-200.0	-15.00		-200.0		

Elem	Cd2265	Co2286	Cr2677	Cu3247	Fe2714	K_7664
Line	226.502 {449}	228.616 {447}	267.716 {126}	324.754 {104}	271.441 {124}	766.490 { 44}
IS Ref	(Y_2243)	(Y_2243)	(Y_3600)	(Y_3600)	(Y_3600)	(Y_3710)
Units	ppb	ppb	ppb	ppb	ppb	ppb
Avg	F **15.86**	F **57.27**	F **87.07**	F **2482.**	F **112600.**	**2594.**
Stddev	.20	.41	.36	14.	392.	40.
%RSD	1.280	.7239	.4123	.5511	.3479	1.534
#1	15.78	56.92	87.43	2472.	112200.	2548.
#2	15.71	57.17	86.71	2477.	113000.	2619.
#3	16.09	57.73	87.08	2498.	112700.	2616.
Check ?	Chk Fail	Chk Fail	Chk Fail	Chk Fail	Chk Fail	Chk Pass
High Limit	4.000	50.00	10.00	25.00	150.0	
Low Limit	-4.000	-50.00	-10.00	-25.00	-150.0	

Elem	Mg2790	Mn2576	Na5895	Ni2316	Pb2203	Sb2068
Line	279.079 {121}	257.610 {131}	589.592 { 57}	231.604 {446}	220.353 {453}	206.833 {463}
IS Ref	(Y_3600)	(Y_3600)	(Y_3710)	(Y_2243)	(Y_2243)	(Y_2243)
Units	ppb	ppb	ppb	ppb	ppb	ppb
Avg	**1727.**	F **214.6**	**767.1**	F **56.91**	F **497.4**	F **23.75**
Stddev	5.	1.0	.4	.38	4.0	1.08
%RSD	.3093	.4677	.0542	.6661	.8128	4.529
#1	1721.	215.0	767.3	56.53	494.1	22.51
#2	1732.	213.5	766.6	56.91	496.1	24.44
#3	1727.	215.4	767.4	57.29	501.9	24.30
Check ?	Chk Pass	Chk Fail	Chk Pass	Chk Fail	Chk Fail	Chk Fail
High Limit		15.00		40.00	10.00	20.00
Low Limit		-15.00		-40.00	-10.00	-20.00

Sample Name: 460-111991-A-2-C@50 Acquired: 4/14/2016 16:52:29 Type: QC
Method: sw04052016(v10) Mode: CONC Corr. Factor: 1.000000
User: admin Custom ID1: Custom ID2: Custom ID3:
Comment:

Elem	Se196	Tl1908	V_2924	Zn2062	B_2089	Mo2020
Line	196.090 {472}	190.856 {477}	292.402 {115}	206.200 {463}	208.959 {461}	202.030 {467}
IS Ref	(Y_2243)	(Y_2243)	(Y_3600)	(Y_2243)	(Y_2243)	(Y_2243)
Units	ppb	ppb	ppb	ppb	ppb	ppb
Avg	**8.055**	**.7005**	**5.728**	F **2112.**	**13.53**	F **374.4**
Stddev	5.278	.4467	.515	9.	.13	3.8
%RSD	65.52	63.77	8.987	.4331	.9760	1.003
#1	8.403	.2777	6.133	2110.	13.40	370.5
#2	2.612	1.168	5.149	2103.	13.52	374.7
#3	13.15	.6559	5.902	2121.	13.66	378.0
Check ?	Chk Pass	Chk Pass	Chk Pass	Chk Fail	Chk Pass	Chk Fail
High Limit				30.00		20.00
Low Limit				-30.00		-20.00

Elem	Sn1899	Sr4077	Ti3349	Si2881
Line	189.989 {477}	407.771 { 83}	334.941 {101}	288.158 {117}
IS Ref	(Y_2243)	(Y_3710)	(Y_3600)	(Y_2243)
Units	ppb	ppb	ppb	ppb
Avg	F **90.11**	F **47.99**	F **364.5**	**238.5**
Stddev	1.66	.21	1.6	19.4
%RSD	1.841	.4274	.4515	8.125
#1	89.45	47.76	362.7	229.3
#2	88.89	48.15	364.7	225.4
#3	92.00	48.07	366.0	260.7
Check ?	Chk Fail	Chk Fail	Chk Fail	None
High Limit	50.00	20.00	20.00	
Low Limit	-50.00	-20.00	-20.00	

Int. Std.	Y_2243	Y_3600	Y_3710
Line	224.306 {450}	360.073 { 94}	371.030 { 91}
Units	Cts/S	Cts/S	Cts/S
Avg	**3001.6**	**40152.**	**5433.1**
Stddev	12.0	95.	47.4
%RSD	.39867	.23743	.87152
#1	2996.8	40183.	5389.8
#2	3015.2	40045.	5425.8
#3	2992.7	40228.	5483.7

Sample Name: 460-112006-A-12-B@4 Acquired: 4/14/2016 17:04:31 Type: Unk
Method: sw04052016(v10) Mode: CONC Corr. Factor: 1.000000
User: admin Custom ID1: Custom ID2: Custom ID3:
Comment:

Elem	Al3961	As1890	Ag3280	Ba2335	Be3130	Ca3181
Line	396.152 { 85}	189.042 {478}	328.068 {103}	233.527 {445}	313.042 {108}	318.128 {106}
IS Ref	(Y_3710)	(Y_2243)	(Y_3600)	(Y_2243)	(Y_3710)	(Y_3600)
Units	ppb	ppb	ppb	ppb	ppb	ppb
Avg	**32030.**	**19.70**	**-.6586**	**271.5**	**3.305**	F **338000.**
Stddev	440.	2.85	.3205	2.1	.029	3378.
%RSD	1.373	14.48	48.65	.7594	.8624	.9994
#1	31770.	19.83	-.6184	269.1	3.282	334700.
#2	31790.	22.48	-.9973	272.2	3.295	337900.
#3	32540.	16.78	-.3602	273.1	3.337	341500.
Check ?	Chk Pass	Chk Pass	Chk Pass	Chk Pass	Chk Pass	Chk Fail
High Limit						250000.
Low Limit						-200.0

Elem	Cd2265	Co2286	Cr2677	Cu3247	Fe2714	K_7664
Line	226.502 {449}	228.616 {447}	267.716 {126}	324.754 {104}	271.441 {124}	766.490 { 44}
IS Ref	(Y_2243)	(Y_2243)	(Y_3600)	(Y_3600)	(Y_3600)	(Y_3710)
Units	ppb	ppb	ppb	ppb	ppb	ppb
Avg	**-.4010**	**19.98**	**60.65**	**83.93**	**54950.**	**7326.**
Stddev	.1183	.06	.41	.64	345.	78.
%RSD	29.51	.2944	.6834	.7614	.6276	1.068
#1	-.2685	20.04	60.55	83.83	54600.	7252.
#2	-.4383	19.94	60.30	83.35	54960.	7318.
#3	-.4962	19.94	61.11	84.62	55290.	7408.
Check ?	Chk Pass	Chk Pass	Chk Pass	Chk Pass	Chk Pass	Chk Pass
High Limit						
Low Limit						

Elem	Mg2790	Mn2576	Na5895	Ni2316	Pb2203	Sb2068
Line	279.079 {121}	257.610 {131}	589.592 { 57}	231.604 {446}	220.353 {453}	206.833 {463}
IS Ref	(Y_3600)	(Y_3600)	(Y_3710)	(Y_2243)	(Y_2243)	(Y_2243)
Units	ppb	ppb	ppb	ppb	ppb	ppb
Avg	**20210.**	**562.7**	**3209.**	**46.74**	**37.66**	**.0112**
Stddev	163.	4.7	35.	.26	1.56	.3409
%RSD	.8050	.8417	1.086	.5490	4.132	3034.
#1	20090.	557.9	3221.	46.44	35.96	-.3318
#2	20160.	563.0	3169.	46.90	38.00	.3500
#3	20400.	567.4	3236.	46.87	39.02	.0155
Check ?	Chk Pass	Chk Pass	Chk Pass	Chk Pass	Chk Pass	Chk Pass
High Limit						
Low Limit						

Sample Name: 460-112006-A-12-B@4 Acquired: 4/14/2016 17:04:31 Type: Unk
Method: sw04052016(v10) Mode: CONC Corr. Factor: 1.000000
User: admin Custom ID1: Custom ID2: Custom ID3:
Comment:

Elem	Se196	Tl1908	V_2924	Zn2062	B_2089	Mo2020
Line	196.090 {472}	190.856 {477}	292.402 {115}	206.200 {463}	208.959 {461}	202.030 {467}
IS Ref	(Y_2243)	(Y_2243)	(Y_3600)	(Y_2243)	(Y_2243)	(Y_2243)
Units	ppb	ppb	ppb	ppb	ppb	ppb
Avg	**6.702**	**-2.775**	**73.85**	**53.77**	**94.64**	**6.935**
Stddev	1.962	.689	.78	.41	1.53	.047
%RSD	29.27	24.81	1.056	.7637	1.619	.6709
#1	8.767	-2.899	73.01	53.31	93.67	6.967
#2	4.863	-2.033	74.56	53.90	93.85	6.881
#3	6.476	-3.394	73.97	54.10	96.41	6.955
Check ?	Chk Pass	Chk Pass	Chk Pass	Chk Pass	Chk Pass	Chk Pass
High Limit						
Low Limit						

Elem	Sn1899	Sr4077	Ti3349	Si2881
Line	189.989 {477}	407.771 { 83}	334.941 {101}	288.158 {117}
IS Ref	(Y_2243)	(Y_3710)	(Y_3600)	(Y_2243)
Units	ppb	ppb	ppb	ppb
Avg	**1.637**	**1593.**	**1444.**	**3177.**
Stddev	.429	13.	9.	17.
%RSD	26.23	.8343	.6099	.5474
#1	1.289	1582.	1434.	3197.
#2	2.117	1588.	1446.	3166.
#3	1.505	1608.	1451.	3167.
Check ?	Chk Pass	Chk Pass	Chk Pass	Chk Pass
High Limit				
Low Limit				

Int. Std.	Y_2243	Y_3600	Y_3710
Line	224.306 {450}	360.073 { 94}	371.030 { 91}
Units	Cts/S	Cts/S	Cts/S
Avg	**2902.7**	**39125.**	**5599.6**
Stddev	10.0	133.	76.4
%RSD	.34331	.33929	1.3643
#1	2909.0	39140.	5655.9
#2	2907.9	39250.	5630.2
#3	2891.2	38985.	5512.6

Sample Name: 460-112006-A-13-B@4 Acquired: 4/14/2016 17:08:34 Type: Unk
Method: sw04052016(v10) Mode: CONC Corr. Factor: 1.000000
User: admin Custom ID1: Custom ID2: Custom ID3:
Comment:

Elem	Al3961	As1890	Ag3280	Ba2335	Be3130	Ca3181
Line	396.152 { 85}	189.042 {478}	328.068 {103}	233.527 {445}	313.042 {108}	318.128 {106}
IS Ref	(Y_3710)	(Y_2243)	(Y_3600)	(Y_2243)	(Y_3710)	(Y_3600)
Units	ppb	ppb	ppb	ppb	ppb	ppb
Avg	**45190.**	**13.99**	**-.4525**	**260.9**	**1.948**	F **393600.**
Stddev	417.	1.04	.1652	.6	.071	1384.
%RSD	.9232	7.421	36.51	.2149	3.622	.3516
#1	44810.	12.80	-.5275	261.2	1.880	392300.
#2	45120.	14.74	-.5669	261.3	2.021	395100.
#3	45630.	14.42	-.2631	260.3	1.944	393500.
Check ?	Chk Pass	Chk Pass	Chk Pass	Chk Pass	Chk Pass	Chk Fail
High Limit						250000.
Low Limit						-200.0

Elem	Cd2265	Co2286	Cr2677	Cu3247	Fe2714	K_7664
Line	226.502 {449}	228.616 {447}	267.716 {126}	324.754 {104}	271.441 {124}	766.490 { 44}
IS Ref	(Y_2243)	(Y_2243)	(Y_3600)	(Y_3600)	(Y_3600)	(Y_3710)
Units	ppb	ppb	ppb	ppb	ppb	ppb
Avg	**-.3435**	**29.89**	**82.92**	**56.44**	**70820.**	**13780.**
Stddev	.0993	.23	.33	.05	299.	89.
%RSD	28.91	.7537	.4001	.0890	.4222	.6429
#1	-.3590	30.14	83.29	56.48	70500.	13680.
#2	-.4341	29.71	82.82	56.46	71100.	13790.
#3	-.2373	29.82	82.66	56.38	70850.	13860.
Check ?	Chk Pass	Chk Pass	Chk Pass	Chk Pass	Chk Pass	Chk Pass
High Limit						
Low Limit						

Elem	Mg2790	Mn2576	Na5895	Ni2316	Pb2203	Sb2068
Line	279.079 {121}	257.610 {131}	589.592 { 57}	231.604 {446}	220.353 {453}	206.833 {463}
IS Ref	(Y_3600)	(Y_3600)	(Y_3710)	(Y_2243)	(Y_2243)	(Y_2243)
Units	ppb	ppb	ppb	ppb	ppb	ppb
Avg	**19120.**	**1627.**	**10970.**	**57.99**	**21.54**	**1.210**
Stddev	94.	4.	92.	.34	1.32	.926
%RSD	.4937	.2271	.8367	.5847	6.129	76.57
#1	19010.	1623.	10900.	58.09	21.50	2.043
#2	19160.	1631.	10940.	58.27	20.24	.2122
#3	19180.	1627.	11070.	57.61	22.88	1.375
Check ?	Chk Pass	Chk Pass	Chk Pass	Chk Pass	Chk Pass	Chk Pass
High Limit						
Low Limit						

Sample Name: 460-112006-A-13-B@4 Acquired: 4/14/2016 17:08:34 Type: Unk
Method: sw04052016(v10) Mode: CONC Corr. Factor: 1.000000
User: admin Custom ID1: Custom ID2: Custom ID3:
Comment:

Elem	Se196	Tl1908	V_2924	Zn2062	B_2089	Mo2020
Line	196.090 {472}	190.856 {477}	292.402 {115}	206.200 {463}	208.959 {461}	202.030 {467}
IS Ref	(Y_2243)	(Y_2243)	(Y_3600)	(Y_2243)	(Y_2243)	(Y_2243)
Units	ppb	ppb	ppb	ppb	ppb	ppb
Avg	**8.407**	**-2.165**	**85.63**	**147.1**	**62.93**	**1.014**
Stddev	2.119	.737	.52	.1	.81	.249
%RSD	25.21	34.04	.6015	.0995	1.283	24.53
#1	6.551	-2.211	86.12	147.2	62.00	1.297
#2	7.953	-1.407	85.68	147.1	63.36	.8320
#3	10.72	-2.879	85.09	146.9	63.44	.9125
Check ?	Chk Pass	Chk Pass	Chk Pass	Chk Pass	Chk Pass	Chk Pass
High Limit						
Low Limit						

Elem	Sn1899	Sr4077	Ti3349	Si2881
Line	189.989 {477}	407.771 { 83}	334.941 {101}	288.158 {117}
IS Ref	(Y_2243)	(Y_3710)	(Y_3600)	(Y_2243)
Units	ppb	ppb	ppb	ppb
Avg	**2.632**	**2463.**	**1124.**	**2160.**
Stddev	1.519	19.	3.	6.
%RSD	57.70	.7739	.2464	.2622
#1	1.573	2444.	1121.	2157.
#2	1.952	2463.	1125.	2155.
#3	4.373	2482.	1126.	2166.
Check ?	Chk Pass	Chk Pass	Chk Pass	Chk Pass
High Limit				
Low Limit				

Int. Std.	Y_2243	Y_3600	Y_3710
Line	224.306 {450}	360.073 { 94}	371.030 { 91}
Units	Cts/S	Cts/S	Cts/S
Avg	**2869.4**	**38702.**	**5559.6**
Stddev	8.5	178.	46.9
%RSD	.29688	.45974	.84302
#1	2860.3	38698.	5609.9
#2	2870.7	38525.	5551.7
#3	2877.2	38881.	5517.1

Sample Name: 460-112006-A-14-B@4 Acquired: 4/14/2016 17:12:35 Type: Unk
Method: sw04052016(v10) Mode: CONC Corr. Factor: 1.000000
User: admin Custom ID1: Custom ID2: Custom ID3:
Comment:

Elem	Al3961	As1890	Ag3280	Ba2335	Be3130	Ca3181
Line	396.152 { 85}	189.042 {478}	328.068 {103}	233.527 {445}	313.042 {108}	318.128 {106}
IS Ref	(Y_3710)	(Y_2243)	(Y_3600)	(Y_2243)	(Y_3710)	(Y_3600)
Units	ppb	ppb	ppb	ppb	ppb	ppb
Avg	**100800.**	**10.58**	**-.6033**	**3635.**	**11.83**	F **588800.**
Stddev	350.	2.19	.0794	5.	.11	3811.
%RSD	.3470	20.68	13.16	.1502	.9194	.6472
#1	100400.	13.02	-.5365	3632.	11.78	593200.
#2	100900.	9.913	-.6910	3631.	11.95	586500.
#3	101100.	8.800	-.5823	3641.	11.75	586700.
Check ?	Chk Pass	Chk Pass	Chk Pass	Chk Pass	Chk Pass	Chk Fail
High Limit						250000.
Low Limit						-200.0

Elem	Cd2265	Co2286	Cr2677	Cu3247	Fe2714	K_7664
Line	226.502 {449}	228.616 {447}	267.716 {126}	324.754 {104}	271.441 {124}	766.490 { 44}
IS Ref	(Y_2243)	(Y_2243)	(Y_3600)	(Y_3600)	(Y_3600)	(Y_3710)
Units	ppb	ppb	ppb	ppb	ppb	ppb
Avg	**8.253**	**1.441**	**51.66**	**9.573**	**8910.**	**16130.**
Stddev	.139	.216	.41	.149	39.	64.
%RSD	1.681	15.01	.7962	1.555	.4336	.3972
#1	8.167	1.659	51.86	9.530	8953.	16070.
#2	8.413	1.436	51.93	9.739	8900.	16140.
#3	8.178	1.227	51.19	9.451	8877.	16190.
Check ?	Chk Pass	Chk Pass	Chk Pass	Chk Pass	Chk Pass	Chk Pass
High Limit						
Low Limit						

Elem	Mg2790	Mn2576	Na5895	Ni2316	Pb2203	Sb2068
Line	279.079 {121}	257.610 {131}	589.592 { 57}	231.604 {446}	220.353 {453}	206.833 {463}
IS Ref	(Y_3600)	(Y_3600)	(Y_3710)	(Y_2243)	(Y_2243)	(Y_2243)
Units	ppb	ppb	ppb	ppb	ppb	ppb
Avg	**123200.**	F **16600.**	**7971.**	**5.992**	**1.514**	**-.6315**
Stddev	297.	40.	13.	.372	.840	1.410
%RSD	.2410	.2407	.1608	6.200	55.48	223.3
#1	123300.	16620.	7956.	5.976	1.800	-.3897
#2	123500.	16630.	7978.	5.630	2.173	.6418
#3	122900.	16560.	7979.	6.372	.5681	-2.147
Check ?	Chk Pass	Chk Fail	Chk Pass	Chk Pass	Chk Pass	Chk Pass
High Limit		10000.				
Low Limit		-15.00				

Sample Name: 460-112006-A-14-B@4 Acquired: 4/14/2016 17:12:35 Type: Unk
Method: sw04052016(v10) Mode: CONC Corr. Factor: 1.000000
User: admin Custom ID1: Custom ID2: Custom ID3:
Comment:

Elem	Se196	Tl1908	V_2924	Zn2062	B_2089	Mo2020
Line	196.090 {472}	190.856 {477}	292.402 {115}	206.200 {463}	208.959 {461}	202.030 {467}
IS Ref	(Y_2243)	(Y_2243)	(Y_3600)	(Y_2243)	(Y_2243)	(Y_2243)
Units	ppb	ppb	ppb	ppb	ppb	ppb
Avg	**1.659**	**2.221**	**68.29**	**450.1**	**315.5**	**.0069**
Stddev	4.074	1.246	.19	1.3	1.3	.1959
%RSD	245.5	56.11	.2799	.2898	.3962	2856.
#1	5.984	3.652	68.21	451.6	314.9	.0743
#2	1.098	1.374	68.51	449.4	317.0	.1601
#3	-2.105	1.637	68.16	449.3	314.7	-.2139
Check ?	Chk Pass	Chk Pass	Chk Pass	Chk Pass	Chk Pass	Chk Pass
High Limit						
Low Limit						

Elem	Sn1899	Sr4077	Ti3349	Si2881
Line	189.989 {477}	407.771 { 83}	334.941 {101}	288.158 {117}
IS Ref	(Y_2243)	(Y_3710)	(Y_3600)	(Y_2243)
Units	ppb	ppb	ppb	ppb
Avg	**3.298**	**2065.**	**5323.**	**1899.**
Stddev	1.492	6.	2.	28.
%RSD	45.25	.2756	.0398	1.481
#1	2.320	2059.	5322.	1902.
#2	2.558	2065.	5321.	1869.
#3	5.015	2071.	5325.	1925.
Check ?	Chk Pass	Chk Pass	Chk Pass	Chk Pass
High Limit				
Low Limit				

Int. Std.	Y_2243	Y_3600	Y_3710
Line	224.306 {450}	360.073 { 94}	371.030 { 91}
Units	Cts/S	Cts/S	Cts/S
Avg	**3163.7**	**42540.**	**6169.0**
Stddev	34.7	718.	142.7
%RSD	1.0977	1.6875	2.3133
#1	3123.9	41816.	6094.7
#2	3179.6	42553.	6078.8
#3	3187.7	43252.	6333.5

Sample Name: 460-112006-A-10-B@4 Acquired: 4/14/2016 16:56:26 Type: Unk
Method: sw04052016(v10) Mode: CONC Corr. Factor: 1.000000
User: admin Custom ID1: Custom ID2: Custom ID3:
Comment:

Elem	Al3961	As1890	Ag3280	Ba2335	Be3130	Ca3181
Line	396.152 { 85}	189.042 {478}	328.068 {103}	233.527 {445}	313.042 {108}	318.128 {106}
IS Ref	(Y_3710)	(Y_2243)	(Y_3600)	(Y_2243)	(Y_3710)	(Y_3600)
Units	ppb	ppb	ppb	ppb	ppb	ppb
Avg	**25470.**	**8.078**	**-.6646**	**283.1**	**1.566**	F **291900.**
Stddev	349.	1.351	.6038	1.3	.050	4130.
%RSD	1.368	16.72	90.85	.4545	3.158	1.415
#1	25070.	8.774	-1.340	281.7	1.623	287200.
#2	25600.	6.521	-.1777	283.5	1.542	293200.
#3	25730.	8.939	-.4760	284.2	1.533	295200.
Check ?	Chk Pass	Chk Pass	Chk Pass	Chk Pass	Chk Pass	Chk Fail
High Limit						250000.
Low Limit						-200.0

Elem	Cd2265	Co2286	Cr2677	Cu3247	Fe2714	K_7664
Line	226.502 {449}	228.616 {447}	267.716 {126}	324.754 {104}	271.441 {124}	766.490 { 44}
IS Ref	(Y_2243)	(Y_2243)	(Y_3600)	(Y_3600)	(Y_3600)	(Y_3710)
Units	ppb	ppb	ppb	ppb	ppb	ppb
Avg	**-.2012**	**16.84**	**46.19**	**42.59**	**30590.**	**5219.**
Stddev	.1459	.22	.48	.05	291.	60.
%RSD	72.48	1.301	1.046	.1272	.9503	1.144
#1	-.0328	16.65	45.66	42.55	30270.	5150.
#2	-.2847	17.08	46.60	42.58	30690.	5256.
#3	-.2862	16.78	46.30	42.65	30830.	5251.
Check ?	Chk Pass	Chk Pass	Chk Pass	Chk Pass	Chk Pass	Chk Pass
High Limit						
Low Limit						

Elem	Mg2790	Mn2576	Na5895	Ni2316	Pb2203	Sb2068
Line	279.079 {121}	257.610 {131}	589.592 { 57}	231.604 {446}	220.353 {453}	206.833 {463}
IS Ref	(Y_3600)	(Y_3600)	(Y_3710)	(Y_2243)	(Y_2243)	(Y_2243)
Units	ppb	ppb	ppb	ppb	ppb	ppb
Avg	**13890.**	**418.4**	**1183.**	**46.73**	**23.00**	**-.1687**
Stddev	160.	5.2	18.	.66	.44	1.772
%RSD	1.149	1.243	1.513	1.413	1.913	1050.
#1	13720.	412.5	1164.	46.12	23.35	.8664
#2	13910.	420.3	1200.	47.43	23.13	-2.214
#3	14040.	422.4	1185.	46.65	22.51	.8420
Check ?	Chk Pass	Chk Pass	Chk Pass	Chk Pass	Chk Pass	Chk Pass
High Limit						
Low Limit						

Sample Name: 460-112006-A-10-B@4 Acquired: 4/14/2016 16:56:26 Type: Unk
Method: sw04052016(v10) Mode: CONC Corr. Factor: 1.000000
User: admin Custom ID1: Custom ID2: Custom ID3:
Comment:

Elem	Se196	Tl1908	V_2924	Zn2062	B_2089	Mo2020
Line	196.090 {472}	190.856 {477}	292.402 {115}	206.200 {463}	208.959 {461}	202.030 {467}
IS Ref	(Y_2243)	(Y_2243)	(Y_3600)	(Y_2243)	(Y_2243)	(Y_2243)
Units	ppb	ppb	ppb	ppb	ppb	ppb
Avg	**1.403**	**-1.359**	**76.14**	**52.66**	**83.10**	**5.361**
Stddev	3.081	2.699	.32	.38	.45	.110
%RSD	219.7	198.6	.4168	.7121	.5464	2.047
#1	3.488	-.3860	75.89	52.27	82.60	5.468
#2	2.856	.7187	76.03	52.70	83.24	5.249
#3	-2.137	-4.410	76.49	53.02	83.47	5.366
Check ?	Chk Pass	Chk Pass	Chk Pass	Chk Pass	Chk Pass	Chk Pass
High Limit						
Low Limit						

Elem	Sn1899	Sr4077	Ti3349	Si2881
Line	189.989 {477}	407.771 { 83}	334.941 {101}	288.158 {117}
IS Ref	(Y_2243)	(Y_3710)	(Y_3600)	(Y_2243)
Units	ppb	ppb	ppb	ppb
Avg	**3.227**	**1754.**	**1805.**	**3724.**
Stddev	.192	16.	22.	62.
%RSD	5.964	.9226	1.233	1.660
#1	3.210	1736.	1782.	3771.
#2	3.427	1761.	1806.	3747.
#3	3.043	1766.	1826.	3654.
Check ?	Chk Pass	Chk Pass	Chk Pass	Chk Pass
High Limit				
Low Limit				

Int. Std.	Y_2243	Y_3600	Y_3710
Line	224.306 {450}	360.073 { 94}	371.030 { 91}
Units	Cts/S	Cts/S	Cts/S
Avg	**2884.1**	**39037.**	**5503.3**
Stddev	6.9	210.	48.7
%RSD	.23840	.53921	.88480
#1	2892.0	39280.	5558.7
#2	2880.6	38911.	5483.7
#3	2879.7	38921.	5467.5

Sample Name: 460-112006-A-16-B@4 Acquired: 4/14/2016 17:20:54 Type: Unk
Method: sw04052016(v10) Mode: CONC Corr. Factor: 1.000000
User: admin Custom ID1: Custom ID2: Custom ID3:
Comment:

Elem	Al3961	As1890	Ag3280	Ba2335	Be3130	Ca3181
Line	396.152 { 85}	189.042 {478}	328.068 {103}	233.527 {445}	313.042 {108}	318.128 {106}
IS Ref	(Y_3710)	(Y_2243)	(Y_3600)	(Y_2243)	(Y_3710)	(Y_3600)
Units	ppb	ppb	ppb	ppb	ppb	ppb
Avg	**11310.**	**7.439**	**-.3592**	**159.5**	**.9408**	**123300.**
Stddev	40.	1.055	.1661	1.3	.0401	616.
%RSD	.3532	14.18	46.25	.8301	4.264	.4998
#1	11270.	6.281	-.3179	158.1	.9559	122600.
#2	11310.	7.689	-.5420	159.7	.9711	123700.
#3	11350.	8.346	-.2175	160.7	.8953	123700.
Check ?	Chk Pass	Chk Pass	Chk Pass	Chk Pass	Chk Pass	Chk Pass
High Limit						
Low Limit						

Elem	Cd2265	Co2286	Cr2677	Cu3247	Fe2714	K_7664
Line	226.502 {449}	228.616 {447}	267.716 {126}	324.754 {104}	271.441 {124}	766.490 { 44}
IS Ref	(Y_2243)	(Y_2243)	(Y_3600)	(Y_3600)	(Y_3600)	(Y_3710)
Units	ppb	ppb	ppb	ppb	ppb	ppb
Avg	**-.3744**	**10.40**	**45.39**	**56.88**	**29370.**	**1860.**
Stddev	.0084	.35	.43	.50	157.	19.
%RSD	2.250	3.379	.9405	.8779	.5337	1.041
#1	-.3655	10.23	44.97	56.41	29210.	1839.
#2	-.3754	10.16	45.38	56.83	29370.	1864.
#3	-.3823	10.80	45.82	57.40	29530.	1877.
Check ?	Chk Pass	Chk Pass	Chk Pass	Chk Pass	Chk Pass	Chk Pass
High Limit						
Low Limit						

Elem	Mg2790	Mn2576	Na5895	Ni2316	Pb2203	Sb2068
Line	279.079 {121}	257.610 {131}	589.592 { 57}	231.604 {446}	220.353 {453}	206.833 {463}
IS Ref	(Y_3600)	(Y_3600)	(Y_3710)	(Y_2243)	(Y_2243)	(Y_2243)
Units	ppb	ppb	ppb	ppb	ppb	ppb
Avg	**21560.**	**481.9**	**288.8**	**30.69**	**17.88**	**1.169**
Stddev	31.	2.3	8.3	.25	3.24	1.342
%RSD	.1443	.4874	2.863	.8011	18.14	114.8
#1	21530.	479.2	279.4	30.41	15.86	1.137
#2	21570.	483.0	292.4	30.85	16.15	-.1565
#3	21590.	483.5	294.7	30.81	21.62	2.527
Check ?	Chk Pass	Chk Pass	Chk Pass	Chk Pass	Chk Pass	Chk Pass
High Limit						
Low Limit						

Sample Name: 460-112006-A-16-B@4 Acquired: 4/14/2016 17:20:54 Type: Unk
Method: sw04052016(v10) Mode: CONC Corr. Factor: 1.000000
User: admin Custom ID1: Custom ID2: Custom ID3:
Comment:

Elem	Se196	Tl1908	V_2924	Zn2062	B_2089	Mo2020
Line	196.090 {472}	190.856 {477}	292.402 {115}	206.200 {463}	208.959 {461}	202.030 {467}
IS Ref	(Y_2243)	(Y_2243)	(Y_3600)	(Y_2243)	(Y_2243)	(Y_2243)
Units	ppb	ppb	ppb	ppb	ppb	ppb
Avg	**3.455**	**-1.333**	**38.07**	**303.2**	**18.47**	**3.308**
Stddev	4.657	1.402	.44	2.9	.52	.003
%RSD	134.8	105.1	1.153	.9711	2.805	.1040
#1	5.685	-.6099	37.58	300.4	18.03	3.311
#2	6.578	-.4410	38.22	302.8	18.34	3.304
#3	-1.897	-2.949	38.42	306.3	19.04	3.308
Check ?	Chk Pass	Chk Pass	Chk Pass	Chk Pass	Chk Pass	Chk Pass
High Limit						
Low Limit						

Elem	Sn1899	Sr4077	Ti3349	Si2881
Line	189.989 {477}	407.771 { 83}	334.941 {101}	288.158 {117}
IS Ref	(Y_2243)	(Y_3710)	(Y_3600)	(Y_2243)
Units	ppb	ppb	ppb	ppb
Avg	**24.65**	**381.1**	**543.4**	**3840.**
Stddev	.41	.9	3.1	8.
%RSD	1.644	.2492	.5647	.2045
#1	24.48	380.6	540.3	3843.
#2	24.36	380.6	543.5	3831.
#3	25.11	382.2	546.5	3846.
Check ?	Chk Pass	Chk Pass	Chk Pass	Chk Pass
High Limit				
Low Limit				

Int. Std.	Y_2243	Y_3600	Y_3710
Line	224.306 {450}	360.073 { 94}	371.030 { 91}
Units	Cts/S	Cts/S	Cts/S
Avg	**2921.9**	**39581.**	**5574.2**
Stddev	6.3	173.	29.0
%RSD	.21569	.43749	.52068
#1	2915.1	39506.	5588.0
#2	2923.3	39457.	5540.8
#3	2927.4	39778.	5593.7

Sample Name: CCV Acquired: 4/14/2016 17:33:11 Type: QC
Method: sw04052016(v10) Mode: CONC Corr. Factor: 1.000000
User: admin Custom ID1: Custom ID2: Custom ID3:
Comment:

Elem	Al3961	As1890	Ag3280	Ba2335	Be3130	Ca3181
Line	396.152 { 85}	189.042 {478}	328.068 {103}	233.527 {445}	313.042 {108}	318.128 {106}
IS Ref	(Y_3710)	(Y_2243)	(Y_3600)	(Y_2243)	(Y_3710)	(Y_3600)
Units	ppb	ppb	ppb	ppb	ppb	ppb
Avg	**118600.**	**2561.**	**1207.**	**10400.**	**978.9**	**126000.**
Stddev	224.	2.	1.	24.	2.1	391.
%RSD	.1884	.0871	.1091	.2319	.2140	.3106
#1	118500.	2563.	1207.	10380.	977.4	125800.
#2	118900.	2562.	1206.	10390.	981.3	125800.
#3	118500.	2559.	1208.	10420.	978.0	126500.
Check ?	Chk Pass	Chk Pass	Chk Pass	Chk Pass	Chk Pass	Chk Pass
Value						
Range						

Elem	Cd2265	Co2286	Cr2677	Cu3247	Fe2714	K_7664
Line	226.502 {449}	228.616 {447}	267.716 {126}	324.754 {104}	271.441 {124}	766.490 { 44}
IS Ref	(Y_2243)	(Y_2243)	(Y_3600)	(Y_3600)	(Y_3600)	(Y_3710)
Units	ppb	ppb	ppb	ppb	ppb	ppb
Avg	**1280.**	**2525.**	**5186.**	**12560.**	**98640.**	**48450.**
Stddev	2.	1.	18.	5.	256.	146.
%RSD	.1552	.0551	.3442	.0424	.2597	.3012
#1	1281.	2525.	5170.	12570.	98520.	48290.
#2	1277.	2524.	5182.	12560.	98460.	48560.
#3	1281.	2527.	5205.	12560.	98930.	48510.
Check ?	Chk Pass	Chk Pass	Chk Pass	Chk Pass	Chk Pass	Chk Pass
Value						
Range						

Elem	Mg2790	Mn2576	Na5895	Ni2316	Pb2203	Sb2068
Line	279.079 {121}	257.610 {131}	589.592 { 57}	231.604 {446}	220.353 {453}	206.833 {463}
IS Ref	(Y_3600)	(Y_3600)	(Y_3710)	(Y_2243)	(Y_2243)	(Y_2243)
Units	ppb	ppb	ppb	ppb	ppb	ppb
Avg	**120100.**	**5108.**	**119800.**	**2603.**	**7399.**	**993.5**
Stddev	335.	12.	256.	5.	7.	.6
%RSD	.2785	.2353	.2136	.1988	.0972	.0605
#1	120100.	5100.	119800.	2601.	7403.	994.2
#2	119800.	5102.	120100.	2599.	7402.	993.1
#3	120400.	5121.	119500.	2609.	7390.	993.2
Check ?	Chk Pass	Chk Pass	Chk Pass	Chk Pass	Chk Pass	Chk Pass
Value						
Range						

Sample Name: CCV Acquired: 4/14/2016 17:33:11 Type: QC
Method: sw04052016(v10) Mode: CONC Corr. Factor: 1.000000
User: admin Custom ID1: Custom ID2: Custom ID3:
Comment:

Elem	Se196	Tl1908	V_2924	Zn2062	B_2089	Mo2020
Line	196.090 {472}	190.856 {477}	292.402 {115}	206.200 {463}	208.959 {461}	202.030 {467}
IS Ref	(Y_2243)	(Y_2243)	(Y_3600)	(Y_2243)	(Y_2243)	(Y_2243)
Units	ppb	ppb	ppb	ppb	ppb	ppb
Avg	**2576.**	**2541.**	**2516.**	**2502.**	**1034.**	**2562.**
Stddev	8.	9.	3.	4.	3.	5.
%RSD	.2951	.3372	.1253	.1709	.2811	.1793
#1	2576.	2546.	2516.	2507.	1031.	2557.
#2	2584.	2545.	2513.	2499.	1037.	2563.
#3	2568.	2531.	2519.	2501.	1035.	2566.
Check ?	Chk Pass	Chk Pass	Chk Pass	Chk Pass	Chk Pass	Chk Pass
Value						
Range						

Elem	Sn1899	Sr4077	Ti3349	Si2881
Line	189.989 {477}	407.771 { 83}	334.941 {101}	288.158 {117}
IS Ref	(Y_2243)	(Y_3710)	(Y_3600)	(Y_2243)
Units	ppb	ppb	ppb	ppb
Avg	**1033.**	**5031.**	**9897.**	**9731.**
Stddev	3.	10.	71.	59.
%RSD	.2955	.1914	.7127	.6078
#1	1037.	5020.	9853.	9685.
#2	1031.	5035.	9860.	9710.
#3	1033.	5037.	9978.	9798.
Check ?	Chk Pass	Chk Pass	Chk Pass	None
Value				
Range				

Int. Std.	Y_2243	Y_3600	Y_3710
Line	224.306 {450}	360.073 { 94}	371.030 { 91}
Units	Cts/S	Cts/S	Cts/S
Avg	**2843.0**	**38215.**	**5410.6**
Stddev	5.7	166.	19.0
%RSD	.19910	.43316	.35063
#1	2848.2	38300.	5416.4
#2	2843.7	38320.	5389.4
#3	2837.0	38024.	5426.0

Sample Name: 460-112006-B-11-D@4 Acquired: 4/14/2016 17:00:29 Type: Unk
Method: sw04052016(v10) Mode: CONC Corr. Factor: 1.000000
User: admin Custom ID1: Custom ID2: Custom ID3:
Comment:

Elem	Al3961	As1890	Ag3280	Ba2335	Be3130	Ca3181
Line	396.152 { 85}	189.042 {478}	328.068 {103}	233.527 {445}	313.042 {108}	318.128 {106}
IS Ref	(Y_3710)	(Y_2243)	(Y_3600)	(Y_2243)	(Y_3710)	(Y_3600)
Units	ppb	ppb	ppb	ppb	ppb	ppb
Avg	**34810.**	**16.81**	**-.1343**	**281.5**	**2.841**	F **340200.**
Stddev	694.	1.85	.4889	3.5	.072	3105.
%RSD	1.995	11.03	364.1	1.237	2.541	.9125
#1	34190.	15.82	-.6976	277.8	2.835	338800.
#2	34670.	18.94	.1789	282.3	2.772	338100.
#3	35560.	15.65	.1159	284.6	2.916	343800.
Check ?	Chk Pass	Chk Pass	Chk Pass	Chk Pass	Chk Pass	Chk Fail
High Limit						250000.
Low Limit						-200.0

Elem	Cd2265	Co2286	Cr2677	Cu3247	Fe2714	K_7664
Line	226.502 {449}	228.616 {447}	267.716 {126}	324.754 {104}	271.441 {124}	766.490 { 44}
IS Ref	(Y_2243)	(Y_2243)	(Y_3600)	(Y_3600)	(Y_3600)	(Y_3710)
Units	ppb	ppb	ppb	ppb	ppb	ppb
Avg	**-.0996**	**24.50**	**58.95**	**135.7**	**50480.**	**8541.**
Stddev	.0767	.18	.39	1.9	437.	117.
%RSD	77.05	.7268	.6619	1.380	.8661	1.371
#1	-.1872	24.29	58.67	133.5	50210.	8418.
#2	-.0447	24.57	59.40	137.1	50240.	8556.
#3	-.0668	24.63	58.79	136.3	50980.	8651.
Check ?	Chk Pass	Chk Pass	Chk Pass	Chk Pass	Chk Pass	Chk Pass
High Limit						
Low Limit						

Elem	Mg2790	Mn2576	Na5895	Ni2316	Pb2203	Sb2068
Line	279.079 {121}	257.610 {131}	589.592 { 57}	231.604 {446}	220.353 {453}	206.833 {463}
IS Ref	(Y_3600)	(Y_3600)	(Y_3710)	(Y_2243)	(Y_2243)	(Y_2243)
Units	ppb	ppb	ppb	ppb	ppb	ppb
Avg	**17700.**	**653.5**	**2574.**	**50.44**	**39.24**	**-.5133**
Stddev	158.	6.5	47.	.95	1.89	1.040
%RSD	.8948	.9941	1.831	1.883	4.814	202.5
#1	17610.	648.6	2521.	49.65	37.46	-1.556
#2	17610.	651.1	2588.	50.18	41.22	.5234
#3	17880.	660.9	2612.	51.50	39.04	-.5076
Check ?	Chk Pass	Chk Pass	Chk Pass	Chk Pass	Chk Pass	Chk Pass
High Limit						
Low Limit						

Sample Name: 460-112006-B-11-D@4 Acquired: 4/14/2016 17:00:29 Type: Unk
Method: sw04052016(v10) Mode: CONC Corr. Factor: 1.000000
User: admin Custom ID1: Custom ID2: Custom ID3:
Comment:

Elem	Se196	Tl1908	V_2924	Zn2062	B_2089	Mo2020
Line	196.090 {472}	190.856 {477}	292.402 {115}	206.200 {463}	208.959 {461}	202.030 {467}
IS Ref	(Y_2243)	(Y_2243)	(Y_3600)	(Y_2243)	(Y_2243)	(Y_2243)
Units	ppb	ppb	ppb	ppb	ppb	ppb
Avg	**6.759**	**-2.390**	**71.13**	**63.12**	**94.01**	**5.213**
Stddev	2.914	1.898	1.05	.46	.92	.277
%RSD	43.11	79.43	1.476	.7345	.9803	5.309
#1	7.797	-.7755	69.92	62.81	92.99	5.053
#2	3.469	-4.481	71.74	62.89	94.78	5.054
#3	9.012	-1.913	71.74	63.65	94.26	5.533
Check ?	Chk Pass	Chk Pass	Chk Pass	Chk Pass	Chk Pass	Chk Pass
High Limit						
Low Limit						

Elem	Sn1899	Sr4077	Ti3349	Si2881
Line	189.989 {477}	407.771 { 83}	334.941 {101}	288.158 {117}
IS Ref	(Y_2243)	(Y_3710)	(Y_3600)	(Y_2243)
Units	ppb	ppb	ppb	ppb
Avg	**3.027**	**2186.**	**1408.**	**4280.**
Stddev	1.121	41.	17.	46.
%RSD	37.02	1.878	1.200	1.084
#1	3.977	2146.	1391.	4234.
#2	1.791	2184.	1409.	4326.
#3	3.313	2228.	1424.	4280.
Check ?	Chk Pass	Chk Pass	Chk Pass	Chk Pass
High Limit				
Low Limit				

Int. Std.	Y_2243	Y_3600	Y_3710
Line	224.306 {450}	360.073 { 94}	371.030 { 91}
Units	Cts/S	Cts/S	Cts/S
Avg	**2900.0**	**39171.**	**5609.8**
Stddev	32.0	743.	118.9
%RSD	1.1021	1.8971	2.1200
#1	2863.3	38325.	5478.5
#2	2914.9	39716.	5710.3
#3	2921.8	39473.	5640.7

Sample Name: 460-112006-A-15-B@4 Acquired: 4/14/2016 17:16:53 Type: Unk
Method: sw04052016(v10) Mode: CONC Corr. Factor: 1.000000
User: admin Custom ID1: Custom ID2: Custom ID3:
Comment:

Elem	Al3961	As1890	Ag3280	Ba2335	Be3130	Ca3181
Line	396.152 { 85}	189.042 {478}	328.068 {103}	233.527 {445}	313.042 {108}	318.128 {106}
IS Ref	(Y_3710)	(Y_2243)	(Y_3600)	(Y_2243)	(Y_3710)	(Y_3600)
Units	ppb	ppb	ppb	ppb	ppb	ppb
Avg	**40120.**	**9.303**	**-.4749**	**329.4**	**1.856**	F **361200.**
Stddev	194.	2.953	.1640	.5	.083	676.
%RSD	.4824	31.75	34.52	.1582	4.494	.1870
#1	39900.	10.50	-.2859	330.0	1.876	360700.
#2	40260.	11.47	-.5595	329.0	1.928	361100.
#3	40200.	5.938	-.5792	329.3	1.765	362000.
Check ?	Chk Pass	Chk Pass	Chk Pass	Chk Pass	Chk Pass	Chk Fail
High Limit						250000.
Low Limit						-200.0

Elem	Cd2265	Co2286	Cr2677	Cu3247	Fe2714	K_7664
Line	226.502 {449}	228.616 {447}	267.716 {126}	324.754 {104}	271.441 {124}	766.490 { 44}
IS Ref	(Y_2243)	(Y_2243)	(Y_3600)	(Y_3600)	(Y_3600)	(Y_3710)
Units	ppb	ppb	ppb	ppb	ppb	ppb
Avg	**.4894**	**16.13**	**61.11**	**41.22**	**44430.**	**8024.**
Stddev	.1980	.17	.12	.34	80.	16.
%RSD	40.45	1.081	.2044	.8129	.1811	.2049
#1	.6828	16.32	61.08	41.58	44510.	8007.
#2	.4983	16.06	60.99	41.15	44420.	8027.
#3	.2871	16.00	61.24	40.92	44350.	8039.
Check ?	Chk Pass	Chk Pass	Chk Pass	Chk Pass	Chk Pass	Chk Pass
High Limit						
Low Limit						

Elem	Mg2790	Mn2576	Na5895	Ni2316	Pb2203	Sb2068
Line	279.079 {121}	257.610 {131}	589.592 { 57}	231.604 {446}	220.353 {453}	206.833 {463}
IS Ref	(Y_3600)	(Y_3600)	(Y_3710)	(Y_2243)	(Y_2243)	(Y_2243)
Units	ppb	ppb	ppb	ppb	ppb	ppb
Avg	**17940.**	**1543.**	**2650.**	**47.94**	**22.11**	**-.2503**
Stddev	63.	2.	5.	.42	.48	1.709
%RSD	.3513	.1351	.1739	.8680	2.159	682.9
#1	17900.	1544.	2650.	48.34	21.64	-1.047
#2	17910.	1541.	2655.	47.51	22.59	-1.416
#3	18020.	1545.	2646.	47.96	22.11	1.712
Check ?	Chk Pass	Chk Pass	Chk Pass	Chk Pass	Chk Pass	Chk Pass
High Limit						
Low Limit						

Sample Name: 460-112006-A-15-B@4 Acquired: 4/14/2016 17:16:53 Type: Unk
Method: sw04052016(v10) Mode: CONC Corr. Factor: 1.000000
User: admin Custom ID1: Custom ID2: Custom ID3:
Comment:

Elem	Se196	Tl1908	V_2924	Zn2062	B_2089	Mo2020
Line	196.090 {472}	190.856 {477}	292.402 {115}	206.200 {463}	208.959 {461}	202.030 {467}
IS Ref	(Y_2243)	(Y_2243)	(Y_3600)	(Y_2243)	(Y_2243)	(Y_2243)
Units	ppb	ppb	ppb	ppb	ppb	ppb
Avg	**-.8791**	**-1.796**	**53.06**	**190.6**	**49.69**	**.8548**
Stddev	2.758	.723	.19	.5	1.01	.0499
%RSD	313.7	40.24	.3631	.2673	2.029	5.835
#1	-1.002	-1.671	52.84	191.1	48.80	.8778
#2	-3.574	-1.144	53.20	190.8	49.49	.7976
#3	1.938	-2.574	53.14	190.1	50.79	.8890
Check ?	Chk Pass	Chk Pass	Chk Pass	Chk Pass	Chk Pass	Chk Pass
High Limit						
Low Limit						

Elem	Sn1899	Sr4077	Ti3349	Si2881
Line	189.989 {477}	407.771 { 83}	334.941 {101}	288.158 {117}
IS Ref	(Y_2243)	(Y_3710)	(Y_3600)	(Y_2243)
Units	ppb	ppb	ppb	ppb
Avg	**2.357**	**2760.**	**1293.**	**2113.**
Stddev	.292	10.	1.	41.
%RSD	12.40	.3519	.0391	1.937
#1	2.518	2752.	1294.	2147.
#2	2.533	2771.	1293.	2124.
#3	2.019	2758.	1293.	2068.
Check ?	Chk Pass	Chk Pass	Chk Pass	Chk Pass
High Limit				
Low Limit				

Int. Std.	Y_2243	Y_3600	Y_3710
Line	224.306 {450}	360.073 { 94}	371.030 { 91}
Units	Cts/S	Cts/S	Cts/S
Avg	**2861.4**	**38533.**	**5422.3**
Stddev	26.9	183.	60.9
%RSD	.94144	.47605	1.1230
#1	2846.9	38375.	5492.5
#2	2844.9	38491.	5384.0
#3	2892.5	38735.	5390.4

Sample Name: 460-111982-E-7-A Acquired: 4/14/2016 17:45:22 Type: Unk
Method: sw04052016(v10) Mode: CONC Corr. Factor: 1.000000
User: admin Custom ID1: Custom ID2: Custom ID3:
Comment:

Elem	Al3961	As1890	Ag3280	Ba2335	Be3130	Ca3181
Line	396.152 { 85}	189.042 {478}	328.068 {103}	233.527 {445}	313.042 {108}	318.128 {106}
IS Ref	(Y_3710)	(Y_2243)	(Y_3600)	(Y_2243)	(Y_3710)	(Y_3600)
Units	ppb	ppb	ppb	ppb	ppb	ppb
Avg	**21.07**	**1.037**	**-.2842**	**46.97**	**.1261**	**8945.**
Stddev	10.19	2.162	.2269	.07	.0840	40.
%RSD	48.37	208.6	79.85	.1586	66.59	.4477
#1	30.54	.0233	-.1460	46.89	.1354	8916.
#2	10.29	-.4327	-.5461	47.01	.2050	8928.
#3	22.39	3.519	-.1605	47.02	.0379	8990.
Check ?	Chk Pass	Chk Pass	Chk Pass	Chk Pass	Chk Pass	Chk Pass
High Limit						
Low Limit						

Elem	Cd2265	Co2286	Cr2677	Cu3247	Fe2714	K_7664
Line	226.502 {449}	228.616 {447}	267.716 {126}	324.754 {104}	271.441 {124}	766.490 { 44}
IS Ref	(Y_2243)	(Y_2243)	(Y_3600)	(Y_3600)	(Y_3600)	(Y_3710)
Units	ppb	ppb	ppb	ppb	ppb	ppb
Avg	**-.2386**	**19.15**	**4.866**	**-.3148**	**5000.**	**1753.**
Stddev	.0894	.19	.258	.2336	55.	47.
%RSD	37.48	1.013	5.306	74.21	1.105	2.660
#1	-.3419	19.05	4.594	-.4123	5018.	1699.
#2	-.1859	19.02	4.898	-.0482	4938.	1786.
#3	-.1881	19.37	5.108	-.4838	5044.	1773.
Check ?	Chk Pass	Chk Pass	Chk Pass	Chk Pass	Chk Pass	Chk Pass
High Limit						
Low Limit						

Elem	Mg2790	Mn2576	Na5895	Ni2316	Pb2203	Sb2068
Line	279.079 {121}	257.610 {131}	589.592 { 57}	231.604 {446}	220.353 {453}	206.833 {463}
IS Ref	(Y_3600)	(Y_3600)	(Y_3710)	(Y_2243)	(Y_2243)	(Y_2243)
Units	ppb	ppb	ppb	ppb	ppb	ppb
Avg	**2645.**	**171.0**	**4823.**	**13.50**	**1.286**	**.6362**
Stddev	4.	.8	60.	.39	1.715	.5355
%RSD	.1606	.4935	1.249	2.924	133.4	84.17
#1	2650.	171.6	4892.	13.24	-.5593	1.250
#2	2642.	170.1	4781.	13.95	2.830	.3963
#3	2644.	171.4	4797.	13.31	1.587	.2626
Check ?	Chk Pass	Chk Pass	Chk Pass	Chk Pass	Chk Pass	Chk Pass
High Limit						
Low Limit						

Sample Name: 460-111982-E-7-A Acquired: 4/14/2016 17:45:22 Type: Unk
Method: sw04052016(v10) Mode: CONC Corr. Factor: 1.000000
User: admin Custom ID1: Custom ID2: Custom ID3:
Comment:

Elem	Se196	Tl1908	V_2924	Zn2062	B_2089	Mo2020
Line	196.090 {472}	190.856 {477}	292.402 {115}	206.200 {463}	208.959 {461}	202.030 {467}
IS Ref	(Y_2243)	(Y_2243)	(Y_3600)	(Y_2243)	(Y_2243)	(Y_2243)
Units	ppb	ppb	ppb	ppb	ppb	ppb
Avg	**1.363**	**-.3043**	**-.0830**	**17.57**	**16.17**	**-.2844**
Stddev	1.639	1.986	.1619	.13	.41	.2221
%RSD	120.2	652.5	195.0	.7171	2.559	78.12
#1	2.342	-.9097	-.0039	17.47	16.64	-.0835
#2	2.276	1.914	.0240	17.54	15.89	-.2467
#3	-.5284	-1.917	-.2693	17.71	15.97	-.5229
Check ?	Chk Pass	Chk Pass	Chk Pass	Chk Pass	Chk Pass	Chk Pass
High Limit						
Low Limit						

Elem	Sn1899	Sr4077	Ti3349	Si2881
Line	189.989 {477}	407.771 { 83}	334.941 {101}	288.158 {117}
IS Ref	(Y_2243)	(Y_3710)	(Y_3600)	(Y_2243)
Units	ppb	ppb	ppb	ppb
Avg	**.4703**	**194.1**	**.1774**	**4316.**
Stddev	.4539	2.0	.1297	9.
%RSD	96.53	1.039	73.07	.2008
#1	.9488	196.4	.3094	4308.
#2	.4163	193.0	.1728	4315.
#3	.0457	192.8	.0502	4325.
Check ?	Chk Pass	Chk Pass	Chk Pass	Chk Pass
High Limit				
Low Limit				

Int. Std.	Y_2243	Y_3600	Y_3710
Line	224.306 {450}	360.073 { 94}	371.030 { 91}
Units	Cts/S	Cts/S	Cts/S
Avg	**2977.6**	**39882.**	**5377.2**
Stddev	10.1	231.	27.0
%RSD	.33987	.57951	.50251
#1	2988.5	40131.	5400.7
#2	2968.4	39838.	5347.7
#3	2976.0	39675.	5383.1

Sample Name: 460-111982-E-5-A Acquired: 4/14/2016 17:24:56 Type: Unk
Method: sw04052016(v10) Mode: CONC Corr. Factor: 1.000000
User: admin Custom ID1: Custom ID2: Custom ID3:
Comment:

Elem	Al3961	As1890	Ag3280	Ba2335	Be3130	Ca3181
Line	396.152 { 85}	189.042 {478}	328.068 {103}	233.527 {445}	313.042 {108}	318.128 {106}
IS Ref	(Y_3710)	(Y_2243)	(Y_3600)	(Y_2243)	(Y_3710)	(Y_3600)
Units	ppb	ppb	ppb	ppb	ppb	ppb
Avg	**52.66**	**2.784**	**.1025**	**52.49**	**.0399**	**30240.**
Stddev	12.58	.538	.3830	.18	.0436	67.
%RSD	23.88	19.32	373.6	.3442	109.2	.2217
#1	39.42	3.215	-.2794	52.45	-.0100	30210.
#2	64.46	2.181	.1003	52.34	.0706	30200.
#3	54.10	2.955	.4867	52.69	.0591	30320.
Check ?	Chk Pass	Chk Pass	Chk Pass	Chk Pass	Chk Pass	Chk Pass
High Limit						
Low Limit						

Elem	Cd2265	Co2286	Cr2677	Cu3247	Fe2714	K_7664
Line	226.502 {449}	228.616 {447}	267.716 {126}	324.754 {104}	271.441 {124}	766.490 { 44}
IS Ref	(Y_2243)	(Y_2243)	(Y_3600)	(Y_3600)	(Y_3600)	(Y_3710)
Units	ppb	ppb	ppb	ppb	ppb	ppb
Avg	**-.4057**	**9.890**	**.6032**	**-.5211**	**15310.**	**662.9**
Stddev	.0851	.210	.2045	.4231	65.	8.5
%RSD	20.97	2.126	33.90	81.19	.4216	1.284
#1	-.4923	9.673	.3839	-.9672	15240.	669.1
#2	-.4024	9.904	.7886	-.1255	15330.	653.2
#3	-.3223	10.09	.6371	-.4708	15370.	666.3
Check ?	Chk Pass	Chk Pass	Chk Pass	Chk Pass	Chk Pass	Chk Pass
High Limit						
Low Limit						

Elem	Mg2790	Mn2576	Na5895	Ni2316	Pb2203	Sb2068
Line	279.079 {121}	257.610 {131}	589.592 { 57}	231.604 {446}	220.353 {453}	206.833 {463}
IS Ref	(Y_3600)	(Y_3600)	(Y_3710)	(Y_2243)	(Y_2243)	(Y_2243)
Units	ppb	ppb	ppb	ppb	ppb	ppb
Avg	**16140.**	**823.3**	**47430.**	**14.04**	**1.818**	**.0077**
Stddev	48.	2.0	47.	.87	1.154	2.422
%RSD	.2972	.2381	.0997	6.217	63.47	31440.
#1	16110.	821.5	47380.	14.55	3.055	-2.768
#2	16120.	822.9	47470.	13.04	.7712	1.694
#3	16200.	825.4	47450.	14.54	1.627	1.097
Check ?	Chk Pass	Chk Pass	Chk Pass	Chk Pass	Chk Pass	Chk Pass
High Limit						
Low Limit						

Sample Name: 460-111982-E-5-A Acquired: 4/14/2016 17:24:56 Type: Unk
Method: sw04052016(v10) Mode: CONC Corr. Factor: 1.000000
User: admin Custom ID1: Custom ID2: Custom ID3:
Comment:

Elem	Se196	Tl1908	V_2924	Zn2062	B_2089	Mo2020
Line	196.090 {472}	190.856 {477}	292.402 {115}	206.200 {463}	208.959 {461}	202.030 {467}
IS Ref	(Y_2243)	(Y_2243)	(Y_3600)	(Y_2243)	(Y_2243)	(Y_2243)
Units	ppb	ppb	ppb	ppb	ppb	ppb
Avg	**2.278**	**.9847**	**-1.417**	**5.634**	**41.56**	**.1431**
Stddev	2.453	.8085	.217	.060	.63	.2445
%RSD	107.6	82.11	15.32	1.066	1.509	170.9
#1	1.557	1.671	-1.244	5.566	41.53	-.0305
#2	.2674	1.189	-1.347	5.657	40.95	.4226
#3	5.011	.0934	-1.661	5.678	42.20	.0371
Check ?	Chk Pass	Chk Pass	Chk Pass	Chk Pass	Chk Pass	Chk Pass
High Limit						
Low Limit						

Elem	Sn1899	Sr4077	Ti3349	Si2881
Line	189.989 {477}	407.771 { 83}	334.941 {101}	288.158 {117}
IS Ref	(Y_2243)	(Y_3710)	(Y_3600)	(Y_2243)
Units	ppb	ppb	ppb	ppb
Avg	**-.2202**	**337.2**	**.9283**	**3649.**
Stddev	.7428	.6	.0604	19.
%RSD	337.3	.1767	6.505	.5205
#1	-.0329	337.5	.9696	3628.
#2	.4109	337.5	.8590	3664.
#3	-1.039	336.5	.9562	3655.
Check ?	Chk Pass	Chk Pass	Chk Pass	Chk Pass
High Limit				
Low Limit				

Int. Std.	Y_2243	Y_3600	Y_3710
Line	224.306 {450}	360.073 { 94}	371.030 { 91}
Units	Cts/S	Cts/S	Cts/S
Avg	**2935.1**	**39577.**	**5525.5**
Stddev	5.2	116.	14.9
%RSD	.17864	.29364	.26959
#1	2940.4	39689.	5532.1
#2	2930.0	39583.	5535.9
#3	2935.0	39457.	5508.4

Sample Name: 460-111982-E-6-A Acquired: 4/14/2016 17:29:05 Type: Unk
Method: sw04052016(v10) Mode: CONC Corr. Factor: 1.000000
User: admin Custom ID1: Custom ID2: Custom ID3:
Comment:

Elem	Al3961	As1890	Ag3280	Ba2335	Be3130	Ca3181
Line	396.152 { 85}	189.042 {478}	328.068 {103}	233.527 {445}	313.042 {108}	318.128 {106}
IS Ref	(Y_3710)	(Y_2243)	(Y_3600)	(Y_2243)	(Y_3710)	(Y_3600)
Units	ppb	ppb	ppb	ppb	ppb	ppb
Avg	**43.42**	**7.165**	**.3904**	**266.4**	**.0072**	**24200.**
Stddev	11.57	1.407	.5521	.4	.0485	64.
%RSD	26.64	19.64	141.4	.1339	676.2	.2650
#1	31.97	8.736	-.0532	266.0	.0632	24250.
#2	55.10	6.739	.2157	266.7	-.0233	24220.
#3	43.19	6.021	1.009	266.4	-.0183	24130.
Check ?	Chk Pass	Chk Pass	Chk Pass	Chk Pass	Chk Pass	Chk Pass
High Limit						
Low Limit						

Elem	Cd2265	Co2286	Cr2677	Cu3247	Fe2714	K_7664
Line	226.502 {449}	228.616 {447}	267.716 {126}	324.754 {104}	271.441 {124}	766.490 { 44}
IS Ref	(Y_2243)	(Y_2243)	(Y_3600)	(Y_3600)	(Y_3600)	(Y_3710)
Units	ppb	ppb	ppb	ppb	ppb	ppb
Avg	**-.7343**	**18.79**	**1.031**	**-.1666**	**37480.**	**1615.**
Stddev	.0664	.21	.219	.4152	25.	23.
%RSD	9.039	1.102	21.25	249.2	.0672	1.407
#1	-.6693	18.55	1.186	-.1103	37450.	1613.
#2	-.7316	18.92	1.127	.2175	37500.	1594.
#3	-.8019	18.89	.7804	-.6070	37500.	1639.
Check ?	Chk Pass	Chk Pass	Chk Pass	Chk Pass	Chk Pass	Chk Pass
High Limit						
Low Limit						

Elem	Mg2790	Mn2576	Na5895	Ni2316	Pb2203	Sb2068
Line	279.079 {121}	257.610 {131}	589.592 { 57}	231.604 {446}	220.353 {453}	206.833 {463}
IS Ref	(Y_3600)	(Y_3600)	(Y_3710)	(Y_2243)	(Y_2243)	(Y_2243)
Units	ppb	ppb	ppb	ppb	ppb	ppb
Avg	**16930.**	**6075.**	**10280.**	**2.663**	**3.717**	**-.5319**
Stddev	31.	9.	54.	.373	2.127	.7075
%RSD	.1805	.1546	.5240	14.01	57.21	133.0
#1	16900.	6082.	10240.	2.598	1.298	-1.194
#2	16950.	6079.	10270.	2.326	5.292	.2137
#3	16950.	6064.	10340.	3.064	4.560	-.6156
Check ?	Chk Pass	Chk Pass	Chk Pass	Chk Pass	Chk Pass	Chk Pass
High Limit						
Low Limit						

Sample Name: 460-111982-E-6-A Acquired: 4/14/2016 17:29:05 Type: Unk
Method: sw04052016(v10) Mode: CONC Corr. Factor: 1.000000
User: admin Custom ID1: Custom ID2: Custom ID3:
Comment:

Elem	Se196	Tl1908	V_2924	Zn2062	B_2089	Mo2020
Line	196.090 {472}	190.856 {477}	292.402 {115}	206.200 {463}	208.959 {461}	202.030 {467}
IS Ref	(Y_2243)	(Y_2243)	(Y_3600)	(Y_2243)	(Y_2243)	(Y_2243)
Units	ppb	ppb	ppb	ppb	ppb	ppb
Avg	**3.144**	**1.039**	**-3.507**	**.8283**	**24.98**	**-.2450**
Stddev	2.984	1.404	.150	.2782	.19	.2428
%RSD	94.91	135.1	4.288	33.59	.7796	99.12
#1	.2748	-.0951	-3.620	1.104	25.11	-.5248
#2	2.926	.6032	-3.336	.8335	25.07	-.0896
#3	6.230	2.609	-3.565	.5475	24.75	-.1205
Check ?	Chk Pass	Chk Pass	Chk Pass	Chk Pass	Chk Pass	Chk Pass
High Limit						
Low Limit						

Elem	Sn1899	Sr4077	Ti3349	Si2881
Line	189.989 {477}	407.771 { 83}	334.941 {101}	288.158 {117}
IS Ref	(Y_2243)	(Y_3710)	(Y_3600)	(Y_2243)
Units	ppb	ppb	ppb	ppb
Avg	**.9393**	**143.0**	**.5698**	**6745.**
Stddev	.2357	1.1	.0551	23.
%RSD	25.10	.7845	9.667	.3439
#1	.6815	142.9	.5092	6771.
#2	.9926	141.9	.6168	6726.
#3	1.144	144.2	.5833	6737.
Check ?	Chk Pass	Chk Pass	Chk Pass	Chk Pass
High Limit				
Low Limit				

Int. Std.	Y_2243	Y_3600	Y_3710
Line	224.306 {450}	360.073 { 94}	371.030 { 91}
Units	Cts/S	Cts/S	Cts/S
Avg	**2984.0**	**40062.**	**5541.8**
Stddev	1.7	117.	60.6
%RSD	.05612	.29263	1.0936
#1	2983.8	40133.	5608.8
#2	2982.4	39927.	5490.7
#3	2985.7	40126.	5526.0

Sample Name: CCB Acquired: 4/14/2016 17:37:05 Type: QC
Method: sw04052016(v10) Mode: CONC Corr. Factor: 1.000000
User: admin Custom ID1: Custom ID2: Custom ID3:
Comment:

Elem	Al3961	As1890	Ag3280	Ba2335	Be3130	Ca3181
Line	396.152 { 85}	189.042 {478}	328.068 {103}	233.527 {445}	313.042 {108}	318.128 {106}
IS Ref	(Y_3710)	(Y_2243)	(Y_3600)	(Y_2243)	(Y_3710)	(Y_3600)
Units	ppb	ppb	ppb	ppb	ppb	ppb
Avg	**-10.06**	**.3048**	**-.1023**	**-.0031**	**.0668**	**-24.51**
Stddev	.99	.4917	.1339	.0970	.0783	4.86
%RSD	9.795	161.3	130.9	3149.	117.3	19.84
#1	-9.902	-.1460	.0131	-.0777	.0529	-19.19
#2	-11.12	.8290	-.0709	-.0382	-.0037	-28.71
#3	-9.166	.2313	-.2490	.1066	.1511	-25.65
Check ?	Chk Pass	Chk Pass	Chk Pass	Chk Pass	Chk Pass	Chk Pass
High Limit						
Low Limit						

Elem	Cd2265	Co2286	Cr2677	Cu3247	Fe2714	K_7664
Line	226.502 {449}	228.616 {447}	267.716 {126}	324.754 {104}	271.441 {124}	766.490 { 44}
IS Ref	(Y_2243)	(Y_2243)	(Y_3600)	(Y_3600)	(Y_3600)	(Y_3710)
Units	ppb	ppb	ppb	ppb	ppb	ppb
Avg	**-.0222**	**.0277**	**.0772**	**-.2384**	**-.3044**	**23.63**
Stddev	.0923	.0946	.1033	.0933	10.20	10.20
%RSD	416.8	341.3	133.9	39.12	3349.	43.17
#1	-.0771	-.0511	.1369	-.1334	10.19	35.41
#2	.0844	.1325	.1368	-.2705	-10.17	17.72
#3	-.0738	.0017	-.0421	-.3114	-.9336	17.77
Check ?	Chk Pass	Chk Pass	Chk Pass	Chk Pass	Chk Pass	Chk Pass
High Limit						
Low Limit						

Elem	Mg2790	Mn2576	Na5895	Ni2316	Pb2203	Sb2068
Line	279.079 {121}	257.610 {131}	589.592 { 57}	231.604 {446}	220.353 {453}	206.833 {463}
IS Ref	(Y_3600)	(Y_3600)	(Y_3710)	(Y_2243)	(Y_2243)	(Y_2243)
Units	ppb	ppb	ppb	ppb	ppb	ppb
Avg	**-3.356**	**.0453**	**2.198**	**-.4504**	**-2.045**	**.2838**
Stddev	1.789	.0352	1.879	.2132	1.117	.7223
%RSD	53.32	77.79	85.49	47.33	54.66	254.5
#1	-4.290	.0338	2.519	-.4840	-1.804	-.3853
#2	-4.485	.0848	3.896	-.6448	-1.067	.1872
#3	-1.293	.0172	.1791	-.2224	-3.263	1.050
Check ?	Chk Pass	Chk Pass	Chk Pass	Chk Pass	Chk Pass	Chk Pass
High Limit						
Low Limit						

Sample Name: CCB Acquired: 4/14/2016 17:37:05 Type: QC
Method: sw04052016(v10) Mode: CONC Corr. Factor: 1.000000
User: admin Custom ID1: Custom ID2: Custom ID3:
Comment:

Elem	Se196	Tl1908	V_2924	Zn2062	B_2089	Mo2020
Line	196.090 {472}	190.856 {477}	292.402 {115}	206.200 {463}	208.959 {461}	202.030 {467}
IS Ref	(Y_2243)	(Y_2243)	(Y_3600)	(Y_2243)	(Y_2243)	(Y_2243)
Units	ppb	ppb	ppb	ppb	ppb	ppb
Avg	**1.309**	**-.8712**	**-.1478**	**.1532**	**-.5375**	**.3207**
Stddev	.720	.8786	.1991	.1675	.5934	.5004
%RSD	54.99	100.8	134.7	109.3	110.4	156.0
#1	.7451	.0963	-.2008	.2581	-.4100	.8699
#2	1.063	-1.091	.0724	.2414	-.0182	.2014
#3	2.120	-1.619	-.3150	-.0399	-1.184	-.1092
Check ?	Chk Pass	Chk Pass	Chk Pass	Chk Pass	Chk Pass	Chk Pass
High Limit						
Low Limit						

Elem	Sn1899	Sr4077	Ti3349	Si2881
Line	189.989 {477}	407.771 { 83}	334.941 {101}	288.158 {117}
IS Ref	(Y_2243)	(Y_3710)	(Y_3600)	(Y_2243)
Units	ppb	ppb	ppb	ppb
Avg	**.0057**	**-.0047**	**.0922**	**-6.915**
Stddev	.0780	.0594	.0620	12.12
%RSD	1380.	1264.	67.21	175.3
#1	.0451	.0528	.0992	-14.91
#2	.0560	-.0011	.0270	7.033
#3	-.0842	-.0658	.1503	-12.87
Check ?	Chk Pass	Chk Pass	Chk Pass	None
High Limit				
Low Limit				

Int. Std.	Y_2243	Y_3600	Y_3710
Line	224.306 {450}	360.073 { 94}	371.030 { 91}
Units	Cts/S	Cts/S	Cts/S
Avg	**3000.4**	**40140.**	**5415.0**
Stddev	10.5	207.	66.2
%RSD	.34906	.51493	1.2216
#1	2995.8	40290.	5486.8
#2	2993.1	40225.	5401.8
#3	3012.4	39904.	5356.5

Sample Name: CCVL Acquired: 4/14/2016 17:41:16 Type: QC
Method: sw04052016(v10) Mode: CONC Corr. Factor: 1.000000
User: admin Custom ID1: Custom ID2: Custom ID3:
Comment:

Elem	Al3961	As1890	Ag3280	Ba2335	Be3130	Ca3181
Line	396.152 { 85}	189.042 {478}	328.068 {103}	233.527 {445}	313.042 {108}	318.128 {106}
IS Ref	(Y_3710)	(Y_2243)	(Y_3600)	(Y_2243)	(Y_3710)	(Y_3600)
Units	ppb	ppb	ppb	ppb	ppb	ppb
Avg	**212.4**	**13.09**	**9.395**	**218.2**	**1.989**	**5151.**
Stddev	6.9	1.89	.665	.4	.109	24.
%RSD	3.262	14.46	7.083	.1680	5.493	.4729
#1	220.2	12.54	10.07	217.8	1.998	5158.
#2	207.0	15.20	9.382	218.5	2.093	5171.
#3	210.1	11.54	8.736	218.3	1.875	5124.
Check ?	Chk Pass	Chk Pass	Chk Pass	Chk Pass	Chk Pass	Chk Pass
Value						
Range						

Elem	Cd2265	Co2286	Cr2677	Cu3247	Fe2714	K_7664
Line	226.502 {449}	228.616 {447}	267.716 {126}	324.754 {104}	271.441 {124}	766.490 { 44}
IS Ref	(Y_2243)	(Y_2243)	(Y_3600)	(Y_3600)	(Y_3600)	(Y_3710)
Units	ppb	ppb	ppb	ppb	ppb	ppb
Avg	**4.247**	**54.43**	**10.98**	**24.84**	**168.0**	**4785.**
Stddev	.148	.21	.56	.20	2.9	61.
%RSD	3.482	.3859	5.092	.7999	1.722	1.273
#1	4.234	54.20	11.21	24.90	169.5	4737.
#2	4.401	54.61	11.38	25.01	169.8	4854.
#3	4.107	54.47	10.34	24.62	164.6	4763.
Check ?	Chk Pass	Chk Pass	Chk Pass	Chk Pass	Chk Pass	Chk Pass
Value						
Range						

Elem	Mg2790	Mn2576	Na5895	Ni2316	Pb2203	Sb2068
Line	279.079 {121}	257.610 {131}	589.592 { 57}	231.604 {446}	220.353 {453}	206.833 {463}
IS Ref	(Y_3600)	(Y_3600)	(Y_3710)	(Y_2243)	(Y_2243)	(Y_2243)
Units	ppb	ppb	ppb	ppb	ppb	ppb
Avg	**4839.**	**16.40**	**4744.**	**44.92**	**11.31**	**18.65**
Stddev	37.	.12	27.	.50	1.26	1.17
%RSD	.7679	.7129	.5691	1.123	11.10	6.296
#1	4837.	16.35	4714.	45.41	10.66	19.26
#2	4877.	16.53	4765.	44.41	12.76	19.40
#3	4803.	16.31	4753.	44.95	10.52	17.30
Check ?	Chk Pass	Chk Pass	Chk Pass	Chk Pass	Chk Pass	Chk Pass
Value						
Range						

Sample Name: CCVL Acquired: 4/14/2016 17:41:16 Type: QC
Method: sw04052016(v10) Mode: CONC Corr. Factor: 1.000000
User: admin Custom ID1: Custom ID2: Custom ID3:
Comment:

Elem	Se196	Tl1908	V_2924	Zn2062	B_2089	Mo2020
Line	196.090 {472}	190.856 {477}	292.402 {115}	206.200 {463}	208.959 {461}	202.030 {467}
IS Ref	(Y_2243)	(Y_2243)	(Y_3600)	(Y_2243)	(Y_2243)	(Y_2243)
Units	ppb	ppb	ppb	ppb	ppb	ppb
Avg	**22.07**	**23.85**	**51.72**	**31.97**	**51.26**	**20.29**
Stddev	1.76	.66	.45	.10	1.03	.16
%RSD	7.996	2.767	.8613	.3117	2.012	.7775
#1	20.11	23.89	51.41	32.00	50.27	20.23
#2	22.59	24.48	52.23	31.86	51.18	20.17
#3	23.52	23.16	51.52	32.06	52.33	20.47
Check ?	Chk Pass	Chk Pass	Chk Pass	Chk Pass	Chk Pass	Chk Pass
Value						
Range						

Elem	Sn1899	Sr4077	Ti3349	Si2881
Line	189.989 {477}	407.771 { 83}	334.941 {101}	288.158 {117}
IS Ref	(Y_2243)	(Y_3710)	(Y_3600)	(Y_2243)
Units	ppb	ppb	ppb	ppb
Avg	**53.44**	**20.89**	**20.50**	F **-7.320**
Stddev	.46	.23	.15	18.58
%RSD	.8566	1.119	.7326	253.8
#1	53.68	20.63	20.56	-27.95
#2	52.92	21.08	20.62	-2.107
#3	53.74	20.97	20.33	8.097
Check ?	Chk Pass	Chk Pass	Chk Pass	Chk Fail
Value				200.0
Range				-30.50%

Int. Std.	Y_2243	Y_3600	Y_3710
Line	224.306 {450}	360.073 { 94}	371.030 { 91}
Units	Cts/S	Cts/S	Cts/S
Avg	**3038.8**	**40678.**	**5483.0**
Stddev	8.6	180.	48.2
%RSD	.28438	.44137	.87839
#1	3046.5	40768.	5509.5
#2	3029.5	40471.	5427.4
#3	3040.5	40794.	5512.0

Sample Name: 460-111982-E-8-A Acquired: 4/14/2016 17:49:28 Type: Unk
Method: sw04052016(v10) Mode: CONC Corr. Factor: 1.000000
User: admin Custom ID1: Custom ID2: Custom ID3:
Comment:

Elem	Al3961	As1890	Ag3280	Ba2335	Be3130	Ca3181
Line	396.152 { 85}	189.042 {478}	328.068 {103}	233.527 {445}	313.042 {108}	318.128 {106}
IS Ref	(Y_3710)	(Y_2243)	(Y_3600)	(Y_2243)	(Y_3710)	(Y_3600)
Units	ppb	ppb	ppb	ppb	ppb	ppb
Avg	**21.52**	**-1.158**	**-.0258**	**108.0**	**.0237**	**17180.**
Stddev	9.64	.754	.6167	.4	.0733	82.
%RSD	44.78	65.09	2388.	.3567	308.9	.4763
#1	22.95	-.5635	-.0075	108.1	.1083	17210.
#2	11.25	-.9049	-.6515	108.3	-.0225	17090.
#3	30.36	-2.006	.5815	107.5	-.0146	17240.
Check ?	Chk Pass	Chk Pass	Chk Pass	Chk Pass	Chk Pass	Chk Pass
High Limit						
Low Limit						

Elem	Cd2265	Co2286	Cr2677	Cu3247	Fe2714	K_7664
Line	226.502 {449}	228.616 {447}	267.716 {126}	324.754 {104}	271.441 {124}	766.490 { 44}
IS Ref	(Y_2243)	(Y_2243)	(Y_3600)	(Y_3600)	(Y_3600)	(Y_3710)
Units	ppb	ppb	ppb	ppb	ppb	ppb
Avg	**-.0371**	**12.57**	**1.381**	**-.4773**	**2103.**	**1931.**
Stddev	.0802	.13	.517	.2389	28.	8.
%RSD	216.4	1.017	37.44	50.06	1.351	.4393
#1	.0532	12.43	1.436	-.4750	2073.	1940.
#2	-.0640	12.61	1.869	-.2395	2106.	1923.
#3	-.1004	12.68	.8390	-.7173	2130.	1929.
Check ?	Chk Pass	Chk Pass	Chk Pass	Chk Pass	Chk Pass	Chk Pass
High Limit						
Low Limit						

Elem	Mg2790	Mn2576	Na5895	Ni2316	Pb2203	Sb2068
Line	279.079 {121}	257.610 {131}	589.592 { 57}	231.604 {446}	220.353 {453}	206.833 {463}
IS Ref	(Y_3600)	(Y_3600)	(Y_3710)	(Y_2243)	(Y_2243)	(Y_2243)
Units	ppb	ppb	ppb	ppb	ppb	ppb
Avg	**6913.**	**637.2**	**15600.**	**12.58**	**1.639**	**-.5087**
Stddev	38.	1.9	26.	.29	.381	.9776
%RSD	.5506	.2959	.1667	2.326	23.23	192.2
#1	6898.	637.8	15630.	12.64	2.074	-.8533
#2	6885.	635.1	15600.	12.26	1.366	.5945
#3	6957.	638.8	15570.	12.83	1.478	-1.267
Check ?	Chk Pass	Chk Pass	Chk Pass	Chk Pass	Chk Pass	Chk Pass
High Limit						
Low Limit						

Sample Name: 460-111982-E-8-A Acquired: 4/14/2016 17:49:28 Type: Unk
Method: sw04052016(v10) Mode: CONC Corr. Factor: 1.000000
User: admin Custom ID1: Custom ID2: Custom ID3:
Comment:

Elem	Se196	Tl1908	V_2924	Zn2062	B_2089	Mo2020
Line	196.090 {472}	190.856 {477}	292.402 {115}	206.200 {463}	208.959 {461}	202.030 {467}
IS Ref	(Y_2243)	(Y_2243)	(Y_3600)	(Y_2243)	(Y_2243)	(Y_2243)
Units	ppb	ppb	ppb	ppb	ppb	ppb
Avg	**2.094**	**-.1222**	**-.0367**	**9.062**	**41.37**	**-.4144**
Stddev	1.647	1.596	.2283	.129	.70	.3135
%RSD	78.66	1306.	621.8	1.427	1.703	75.66
#1	3.229	-1.734	.2091	8.923	42.17	-.7134
#2	.2047	-.0897	-.0772	9.178	40.84	-.4416
#3	2.848	1.457	-.2421	9.084	41.09	-.0881
Check ?	Chk Pass	Chk Pass	Chk Pass	Chk Pass	Chk Pass	Chk Pass
High Limit						
Low Limit						

Elem	Sn1899	Sr4077	Ti3349	Si2881
Line	189.989 {477}	407.771 { 83}	334.941 {101}	288.158 {117}
IS Ref	(Y_2243)	(Y_3710)	(Y_3600)	(Y_2243)
Units	ppb	ppb	ppb	ppb
Avg	**.6252**	**162.6**	**.4550**	**3941.**
Stddev	1.126	.6	.1415	26.
%RSD	180.0	.3413	31.10	.6679
#1	.2666	162.9	.4194	3927.
#2	-.2774	163.0	.6108	3924.
#3	1.887	162.0	.3346	3971.
Check ?	Chk Pass	Chk Pass	Chk Pass	Chk Pass
High Limit				
Low Limit				

Int. Std.	Y_2243	Y_3600	Y_3710
Line	224.306 {450}	360.073 { 94}	371.030 { 91}
Units	Cts/S	Cts/S	Cts/S
Avg	**2943.3**	**39388.**	**5368.4**
Stddev	19.5	266.	32.5
%RSD	.66294	.67455	.60606
#1	2926.5	39208.	5350.4
#2	2964.7	39693.	5348.9
#3	2938.8	39262.	5406.0

Sample Name: 460-111978-D-1-A Acquired: 4/14/2016 17:53:35 Type: Unk
Method: sw04052016(v10) Mode: CONC Corr. Factor: 1.000000
User: admin Custom ID1: Custom ID2: Custom ID3:
Comment:

Elem	Al3961	As1890	Ag3280	Ba2335	Be3130	Ca3181
Line	396.152 { 85}	189.042 {478}	328.068 {103}	233.527 {445}	313.042 {108}	318.128 {106}
IS Ref	(Y_3710)	(Y_2243)	(Y_3600)	(Y_2243)	(Y_3710)	(Y_3600)
Units	ppb	ppb	ppb	ppb	ppb	ppb
Avg	**222.3**	**-.6539**	**-.1134**	**69.85**	**.5304**	**8968.**
Stddev	12.2	1.067	.1993	.18	.0533	46.
%RSD	5.468	163.2	175.7	.2519	10.06	.5154
#1	232.7	-1.842	.0706	69.65	.4738	8937.
#2	208.9	.2212	-.3251	69.93	.5376	8946.
#3	225.1	-.3406	-.0858	69.97	.5797	9021.
Check ?	Chk Pass	Chk Pass	Chk Pass	Chk Pass	Chk Pass	Chk Pass
High Limit						
Low Limit						

Elem	Cd2265	Co2286	Cr2677	Cu3247	Fe2714	K_7664
Line	226.502 {449}	228.616 {447}	267.716 {126}	324.754 {104}	271.441 {124}	766.490 { 44}
IS Ref	(Y_2243)	(Y_2243)	(Y_3600)	(Y_3600)	(Y_3600)	(Y_3710)
Units	ppb	ppb	ppb	ppb	ppb	ppb
Avg	**-.0903**	**17.07**	**-.0202**	**-.0961**	**9064.**	**1819.**
Stddev	.0732	.18	.2233	.1004	9.	25.
%RSD	81.12	1.053	1108.	104.5	.1029	1.382
#1	-.1072	16.88	.2230	.0048	9056.	1848.
#2	-.0101	17.23	-.0673	-.0971	9061.	1802.
#3	-.1536	17.12	-.2161	-.1959	9074.	1807.
Check ?	Chk Pass	Chk Pass	Chk Pass	Chk Pass	Chk Pass	Chk Pass
High Limit						
Low Limit						

Elem	Mg2790	Mn2576	Na5895	Ni2316	Pb2203	Sb2068
Line	279.079 {121}	257.610 {131}	589.592 { 57}	231.604 {446}	220.353 {453}	206.833 {463}
IS Ref	(Y_3600)	(Y_3600)	(Y_3710)	(Y_2243)	(Y_2243)	(Y_2243)
Units	ppb	ppb	ppb	ppb	ppb	ppb
Avg	**2542.**	**240.3**	**28850.**	**6.673**	**2.201**	**-.0124**
Stddev	21.	.6	178.	.162	1.296	.5129
%RSD	.8237	.2511	.6180	2.427	58.87	4137.
#1	2529.	239.6	29020.	6.752	3.663	-.4912
#2	2531.	240.6	28670.	6.781	1.748	-.0748
#3	2566.	240.7	28870.	6.487	1.193	.5288
Check ?	Chk Pass	Chk Pass	Chk Pass	Chk Pass	Chk Pass	Chk Pass
High Limit						
Low Limit						

Sample Name: 460-111978-D-1-A Acquired: 4/14/2016 17:53:35 Type: Unk
Method: sw04052016(v10) Mode: CONC Corr. Factor: 1.000000
User: admin Custom ID1: Custom ID2: Custom ID3:
Comment:

Elem	Se196	Tl1908	V_2924	Zn2062	B_2089	Mo2020
Line	196.090 {472}	190.856 {477}	292.402 {115}	206.200 {463}	208.959 {461}	202.030 {467}
IS Ref	(Y_2243)	(Y_2243)	(Y_3600)	(Y_2243)	(Y_2243)	(Y_2243)
Units	ppb	ppb	ppb	ppb	ppb	ppb
Avg	**.1891**	**1.439**	**-1.007**	**34.37**	**37.66**	**-.9182**
Stddev	2.341	1.637	.174	.19	.56	.2238
%RSD	1238.	113.7	17.25	.5473	1.496	24.37
#1	-1.274	1.120	-1.206	34.57	38.18	-.8729
#2	-1.047	-.0144	-.9289	34.36	37.06	-1.161
#3	2.889	3.212	-.8865	34.19	37.73	-.7204
Check ?	Chk Pass	Chk Pass	Chk Pass	Chk Pass	Chk Pass	Chk Pass
High Limit						
Low Limit						

Elem	Sn1899	Sr4077	Ti3349	Si2881
Line	189.989 {477}	407.771 { 83}	334.941 {101}	288.158 {117}
IS Ref	(Y_2243)	(Y_3710)	(Y_3600)	(Y_2243)
Units	ppb	ppb	ppb	ppb
Avg	**-.5726**	**64.05**	**-.0027**	**2275.**
Stddev	.6262	.18	.1159	24.
%RSD	109.4	.2851	4217.	1.050
#1	-.1825	63.86	-.0721	2268.
#2	-.2403	64.07	.1310	2301.
#3	-1.295	64.22	-.0672	2255.
Check ?	Chk Pass	Chk Pass	Chk Pass	Chk Pass
High Limit				
Low Limit				

Int. Std.	Y_2243	Y_3600	Y_3710
Line	224.306 {450}	360.073 { 94}	371.030 { 91}
Units	Cts/S	Cts/S	Cts/S
Avg	**2972.2**	**39454.**	**5340.3**
Stddev	17.1	97.	31.9
%RSD	.57521	.24692	.59647
#1	2956.9	39436.	5310.4
#2	2968.9	39559.	5373.8
#3	2990.6	39366.	5336.6

Sample Name: 460-110302-A-4-F@20 Acquired: 4/14/2016 18:01:49 Type: Unk
Method: sw04052016(v10) Mode: CONC Corr. Factor: 1.000000
User: admin Custom ID1: Custom ID2: Custom ID3:
Comment:

Elem	Al3961	As1890	Ag3280	Ba2335	Be3130	Ca3181
Line	396.152 { 85}	189.042 {478}	328.068 {103}	233.527 {445}	313.042 {108}	318.128 {106}
IS Ref	(Y_3710)	(Y_2243)	(Y_3600)	(Y_2243)	(Y_3710)	(Y_3600)
Units	ppb	ppb	ppb	ppb	ppb	ppb
Avg	**12350.**	**-.7399**	**-.6133**	**97.55**	**.8314**	**1646.**
Stddev	12.	1.704	.1375	.89	.0658	14.
%RSD	.1006	230.3	22.42	.9129	7.916	.8369
#1	12370.	1.201	-.7717	96.67	.8303	1636.
#2	12340.	-1.990	-.5437	97.53	.8977	1641.
#3	12350.	-1.431	-.5244	98.45	.7661	1662.
Check ?	Chk Pass	Chk Pass	Chk Pass	Chk Pass	Chk Pass	Chk Pass
High Limit						
Low Limit						

Elem	Cd2265	Co2286	Cr2677	Cu3247	Fe2714	K_7664
Line	226.502 {449}	228.616 {447}	267.716 {126}	324.754 {104}	271.441 {124}	766.490 { 44}
IS Ref	(Y_2243)	(Y_2243)	(Y_3600)	(Y_3600)	(Y_3600)	(Y_3710)
Units	ppb	ppb	ppb	ppb	ppb	ppb
Avg	**-.4633**	**16.46**	**35.95**	**10.15**	**35270.**	**2923.**
Stddev	.0149	.25	.37	.26	220.	19.
%RSD	3.211	1.528	1.019	2.514	.6244	.6439
#1	-.4585	16.17	35.55	10.44	35270.	2906.
#2	-.4800	16.63	36.27	9.961	35040.	2920.
#3	-.4515	16.59	36.03	10.05	35490.	2943.
Check ?	Chk Pass	Chk Pass	Chk Pass	Chk Pass	Chk Pass	Chk Pass
High Limit						
Low Limit						

Elem	Mg2790	Mn2576	Na5895	Ni2316	Pb2203	Sb2068
Line	279.079 {121}	257.610 {131}	589.592 { 57}	231.604 {446}	220.353 {453}	206.833 {463}
IS Ref	(Y_3600)	(Y_3600)	(Y_3710)	(Y_2243)	(Y_2243)	(Y_2243)
Units	ppb	ppb	ppb	ppb	ppb	ppb
Avg	**9089.**	**520.4**	**177.7**	**40.08**	**20.52**	**.7232**
Stddev	30.	2.2	10.2	.25	.58	.4061
%RSD	.3327	.4307	5.724	.6280	2.811	56.15
#1	9065.	518.5	166.2	39.79	20.54	1.188
#2	9080.	519.8	181.7	40.21	21.10	.5461
#3	9123.	522.8	185.3	40.24	19.94	.4357
Check ?	Chk Pass	Chk Pass	Chk Pass	Chk Pass	Chk Pass	Chk Pass
High Limit						
Low Limit						

Sample Name: 460-110302-A-4-F@20 Acquired: 4/14/2016 18:01:49 Type: Unk
Method: sw04052016(v10) Mode: CONC Corr. Factor: 1.000000
User: admin Custom ID1: Custom ID2: Custom ID3:
Comment:

Elem	Se196	Tl1908	V_2924	Zn2062	B_2089	Mo2020
Line	196.090 {472}	190.856 {477}	292.402 {115}	206.200 {463}	208.959 {461}	202.030 {467}
IS Ref	(Y_2243)	(Y_2243)	(Y_3600)	(Y_2243)	(Y_2243)	(Y_2243)
Units	ppb	ppb	ppb	ppb	ppb	ppb
Avg	**4.798**	**-.6566**	**27.61**	**91.49**	**15.07**	**-.0006**
Stddev	2.315	1.764	.20	.50	.43	.1619
%RSD	48.24	268.7	.7382	.5514	2.849	25020.
#1	6.720	1.315	27.58	91.27	14.58	-.1350
#2	5.445	-2.088	27.43	91.14	15.24	-.0460
#3	2.228	-1.196	27.83	92.07	15.39	.1791
Check ?	Chk Pass	Chk Pass	Chk Pass	Chk Pass	Chk Pass	Chk Pass
High Limit						
Low Limit						

Elem	Sn1899	Sr4077	Ti3349	Si2881
Line	189.989 {477}	407.771 { 83}	334.941 {101}	288.158 {117}
IS Ref	(Y_2243)	(Y_3710)	(Y_3600)	(Y_2243)
Units	ppb	ppb	ppb	ppb
Avg	**.6654**	**9.197**	**568.1**	**155.7**
Stddev	.6319	.042	2.9	22.1
%RSD	94.97	.4596	.5094	14.16
#1	-.0636	9.193	565.8	155.7
#2	1.058	9.157	567.1	133.7
#3	1.002	9.241	571.3	177.8
Check ?	Chk Pass	Chk Pass	Chk Pass	Chk Pass
High Limit				
Low Limit				

Int. Std.	Y_2243	Y_3600	Y_3710
Line	224.306 {450}	360.073 { 94}	371.030 { 91}
Units	Cts/S	Cts/S	Cts/S
Avg	**2995.5**	**40161.**	**5508.4**
Stddev	5.7	197.	59.4
%RSD	.19064	.49167	1.0785
#1	2993.4	40016.	5442.9
#2	2991.1	40386.	5523.4
#3	3001.9	40080.	5558.9

Sample Name: 460-111978-D-4-A Acquired: 4/14/2016 17:57:42 Type: Unk
Method: sw04052016(v10) Mode: CONC Corr. Factor: 1.000000
User: admin Custom ID1: Custom ID2: Custom ID3:
Comment:

Elem	Al3961	As1890	Ag3280	Ba2335	Be3130	Ca3181
Line	396.152 { 85}	189.042 {478}	328.068 {103}	233.527 {445}	313.042 {108}	318.128 {106}
IS Ref	(Y_3710)	(Y_2243)	(Y_3600)	(Y_2243)	(Y_3710)	(Y_3600)
Units	ppb	ppb	ppb	ppb	ppb	ppb
Avg	**64.79**	**-.4374**	**-.1393**	**58.25**	**.1031**	**8654.**
Stddev	1.33	1.640	.3429	.05	.0482	45.
%RSD	2.057	375.0	246.1	.0894	46.76	.5239
#1	65.26	1.185	-.4004	58.26	.1576	8691.
#2	63.29	-2.095	.2490	58.19	.0662	8603.
#3	65.82	-.4021	-.2665	58.29	.0854	8667.
Check ?	Chk Pass	Chk Pass	Chk Pass	Chk Pass	Chk Pass	Chk Pass
High Limit						
Low Limit						

Elem	Cd2265	Co2286	Cr2677	Cu3247	Fe2714	K_7664
Line	226.502 {449}	228.616 {447}	267.716 {126}	324.754 {104}	271.441 {124}	766.490 { 44}
IS Ref	(Y_2243)	(Y_2243)	(Y_3600)	(Y_3600)	(Y_3600)	(Y_3710)
Units	ppb	ppb	ppb	ppb	ppb	ppb
Avg	**-.0470**	**7.915**	**.2207**	**.1803**	**1580.**	**2045.**
Stddev	.1083	.250	.6994	.1290	18.	6.
%RSD	230.5	3.156	316.9	71.53	1.170	.3159
#1	-.0043	7.864	.9657	.3049	1565.	2050.
#2	.0335	7.695	-.4217	.0474	1574.	2038.
#3	-.1701	8.187	.1182	.1886	1601.	2047.
Check ?	Chk Pass	Chk Pass	Chk Pass	Chk Pass	Chk Pass	Chk Pass
High Limit						
Low Limit						

Elem	Mg2790	Mn2576	Na5895	Ni2316	Pb2203	Sb2068
Line	279.079 {121}	257.610 {131}	589.592 { 57}	231.604 {446}	220.353 {453}	206.833 {463}
IS Ref	(Y_3600)	(Y_3600)	(Y_3710)	(Y_2243)	(Y_2243)	(Y_2243)
Units	ppb	ppb	ppb	ppb	ppb	ppb
Avg	**2531.**	**156.1**	**55940.**	**4.190**	**.1048**	**.4158**
Stddev	31.	1.2	301.	.228	1.123	.4609
%RSD	1.226	.7645	.5377	5.439	1072.	110.9
#1	2517.	155.0	56290.	4.048	-.8827	.7654
#2	2509.	155.8	55810.	4.068	-.1295	.5884
#3	2566.	157.4	55730.	4.453	1.326	-.1066
Check ?	Chk Pass	Chk Pass	Chk Pass	Chk Pass	Chk Pass	Chk Pass
High Limit						
Low Limit						

Sample Name: 460-111978-D-4-A Acquired: 4/14/2016 17:57:42 Type: Unk
Method: sw04052016(v10) Mode: CONC Corr. Factor: 1.000000
User: admin Custom ID1: Custom ID2: Custom ID3:
Comment:

Elem	Se196	Tl1908	V_2924	Zn2062	B_2089	Mo2020
Line	196.090 {472}	190.856 {477}	292.402 {115}	206.200 {463}	208.959 {461}	202.030 {467}
IS Ref	(Y_2243)	(Y_2243)	(Y_3600)	(Y_2243)	(Y_2243)	(Y_2243)
Units	ppb	ppb	ppb	ppb	ppb	ppb
Avg	**1.618**	**-.6701**	**.1023**	**13.31**	**42.96**	**-.6810**
Stddev	1.195	.0981	.2028	.15	.74	.2500
%RSD	73.85	14.64	198.3	1.139	1.727	36.71
#1	.2560	-.5568	.1643	13.23	43.17	-.8747
#2	2.108	-.7271	.2668	13.20	43.58	-.7696
#3	2.491	-.7264	-.1243	13.48	42.14	-.3988
Check ?	Chk Pass	Chk Pass	Chk Pass	Chk Pass	Chk Pass	Chk Pass
High Limit						
Low Limit						

Elem	Sn1899	Sr4077	Ti3349	Si2881
Line	189.989 {477}	407.771 { 83}	334.941 {101}	288.158 {117}
IS Ref	(Y_2243)	(Y_3710)	(Y_3600)	(Y_2243)
Units	ppb	ppb	ppb	ppb
Avg	**.2631**	**63.85**	**.1751**	**2085.**
Stddev	.5684	.25	.1880	43.
%RSD	216.1	.3885	107.4	2.086
#1	.8215	64.11	.2913	2075.
#2	-.3148	63.81	-.0418	2132.
#3	.2825	63.62	.2757	2047.
Check ?	Chk Pass	Chk Pass	Chk Pass	Chk Pass
High Limit				
Low Limit				

Int. Std.	Y_2243	Y_3600	Y_3710
Line	224.306 {450}	360.073 { 94}	371.030 { 91}
Units	Cts/S	Cts/S	Cts/S
Avg	**2947.9**	**39572.**	**5468.4**
Stddev	34.0	400.	94.4
%RSD	1.1537	1.0101	1.7264
#1	2985.8	39955.	5524.7
#2	2937.8	39605.	5521.1
#3	2920.1	39157.	5359.4

Sample Name: MB 460-362271/1-A@2 Acquired: 4/14/2016 18:05:54 Type: Unk
Method: sw04052016(v10) Mode: CONC Corr. Factor: 1.000000
User: admin Custom ID1: Custom ID2: Custom ID3:
Comment:

Elem	Al3961	As1890	Ag3280	Ba2335	Be3130	Ca3181
Line	396.152 { 85}	189.042 {478}	328.068 {103}	233.527 {445}	313.042 {108}	318.128 {106}
IS Ref	(Y_3710)	(Y_2243)	(Y_3600)	(Y_2243)	(Y_3710)	(Y_3600)
Units	ppb	ppb	ppb	ppb	ppb	ppb
Avg	**-6.170**	**-3.079**	**-.4130**	**-.0397**	**-.0636**	**-15.09**
Stddev	5.793	.152	.1913	.0918	.0826	1.73
%RSD	93.89	4.948	46.32	231.4	129.8	11.45
#1	-11.84	-3.253	-.2793	-.0111	-.0730	-15.16
#2	-6.409	-3.019	-.6321	.0345	.0232	-13.33
#3	-.2618	-2.966	-.3276	-.1424	-.1412	-16.78
Check ?	Chk Pass	Chk Pass	Chk Pass	Chk Pass	Chk Pass	Chk Pass
High Limit						
Low Limit						

Elem	Cd2265	Co2286	Cr2677	Cu3247	Fe2714	K_7664
Line	226.502 {449}	228.616 {447}	267.716 {126}	324.754 {104}	271.441 {124}	766.490 { 44}
IS Ref	(Y_2243)	(Y_2243)	(Y_3600)	(Y_3600)	(Y_3600)	(Y_3710)
Units	ppb	ppb	ppb	ppb	ppb	ppb
Avg	**-.0477**	**.1364**	**.1397**	**-.5002**	**-6.982**	**7.000**
Stddev	.0296	.2117	.2700	.2010	2.973	33.13
%RSD	62.18	155.2	193.3	40.18	42.58	473.2
#1	-.0718	.3672	.1950	-.5195	-3.727	3.834
#2	-.0566	.0907	.3777	-.6908	-7.667	41.60
#3	-.0146	-.0487	-.1537	-.2903	-9.553	-24.43
Check ?	Chk Pass	Chk Pass	Chk Pass	Chk Pass	Chk Pass	Chk Pass
High Limit						
Low Limit						

Elem	Mg2790	Mn2576	Na5895	Ni2316	Pb2203	Sb2068
Line	279.079 {121}	257.610 {131}	589.592 { 57}	231.604 {446}	220.353 {453}	206.833 {463}
IS Ref	(Y_3600)	(Y_3600)	(Y_3710)	(Y_2243)	(Y_2243)	(Y_2243)
Units	ppb	ppb	ppb	ppb	ppb	ppb
Avg	**-2.762**	**-.0103**	**.5058**	**-.1827**	**-.2956**	**.2987**
Stddev	5.617	.0363	5.742	.0672	1.887	.8219
%RSD	203.3	353.1	1135.	36.81	638.4	275.2
#1	-7.323	-.0219	6.798	-.1912	-1.830	-.3464
#2	3.511	.0304	-.8317	-.1116	1.812	.0183
#3	-4.476	-.0393	-4.449	-.2452	-.8680	1.224
Check ?	Chk Pass	Chk Pass	Chk Pass	Chk Pass	Chk Pass	Chk Pass
High Limit						
Low Limit						

Sample Name: MB 460-362271/1-A@2 Acquired: 4/14/2016 18:05:54 Type: Unk
Method: sw04052016(v10) Mode: CONC Corr. Factor: 1.000000
User: admin Custom ID1: Custom ID2: Custom ID3:
Comment:

Elem	Se196	Tl1908	V_2924	Zn2062	B_2089	Mo2020
Line	196.090 {472}	190.856 {477}	292.402 {115}	206.200 {463}	208.959 {461}	202.030 {467}
IS Ref	(Y_2243)	(Y_2243)	(Y_3600)	(Y_2243)	(Y_2243)	(Y_2243)
Units	ppb	ppb	ppb	ppb	ppb	ppb
Avg	**1.940**	**-1.281**	**-.1212**	**.6440**	**-1.487**	**-.7336**
Stddev	3.186	1.924	.2335	.0526	.146	.1372
%RSD	164.3	150.2	192.7	8.167	9.827	18.70
#1	5.373	-3.210	-.3369	.7024	-1.418	-.6667
#2	-.9217	-1.272	.1267	.6003	-1.387	-.8914
#3	1.368	.6384	-.1533	.6295	-1.654	-.6426
Check ?	Chk Pass	Chk Pass	Chk Pass	Chk Pass	Chk Pass	Chk Pass
High Limit						
Low Limit						

Elem	Sn1899	Sr4077	Ti3349	Si2881
Line	189.989 {477}	407.771 { 83}	334.941 {101}	288.158 {117}
IS Ref	(Y_2243)	(Y_3710)	(Y_3600)	(Y_2243)
Units	ppb	ppb	ppb	ppb
Avg	**.3191**	**-.0060**	**-.5510**	**-10.50**
Stddev	.4930	.0606	.0942	5.95
%RSD	154.5	1012.	17.09	56.66
#1	-.1134	-.0121	-.4427	-8.147
#2	.2147	.0575	-.5962	-6.086
#3	.8559	-.0634	-.6141	-17.26
Check ?	Chk Pass	Chk Pass	Chk Pass	None
High Limit				
Low Limit				

Int. Std.	Y_2243	Y_3600	Y_3710
Line	224.306 {450}	360.073 { 94}	371.030 { 91}
Units	Cts/S	Cts/S	Cts/S
Avg	**2982.2**	**39809.**	**5387.2**
Stddev	4.5	240.	22.0
%RSD	.15048	.60175	.40835
#1	2987.2	39563.	5411.9
#2	2978.5	40042.	5380.0
#3	2981.0	39823.	5369.7

Sample Name: LCSSRM 460-362271/2- Acquired: 4/14/2016 18:10:05 Type: Unk
Method: sw04052016(v10) Mode: CONC Corr. Factor: 1.000000
User: admin Custom ID1: Custom ID2: Custom ID3:
Comment:

Elem	Al3961	As1890	Ag3280	Ba2335	Be3130	Ca3181
Line	396.152 { 85}	189.042 {478}	328.068 {103}	233.527 {445}	313.042 {108}	318.128 {106}
IS Ref	(Y_3710)	(Y_2243)	(Y_3600)	(Y_2243)	(Y_3710)	(Y_3600)
Units	ppb	ppb	ppb	ppb	ppb	ppb
Avg	**33030.**	**681.1**	**138.6**	**1056.**	**465.6**	**29650.**
Stddev	12.	4.7	.6	3.	1.7	155.
%RSD	.0358	.6930	.4414	.2458	.3715	.5240
#1	33010.	684.7	138.0	1055.	466.2	29500.
#2	33030.	675.8	138.5	1055.	463.6	29650.
#3	33030.	682.9	139.2	1059.	466.9	29810.
Check ?	Chk Pass	Chk Pass	Chk Pass	Chk Pass	Chk Pass	Chk Pass
High Limit						
Low Limit						

Elem	Cd2265	Co2286	Cr2677	Cu3247	Fe2714	K_7664
Line	226.502 {449}	228.616 {447}	267.716 {126}	324.754 {104}	271.441 {124}	766.490 { 44}
IS Ref	(Y_2243)	(Y_2243)	(Y_3600)	(Y_3600)	(Y_3600)	(Y_3710)
Units	ppb	ppb	ppb	ppb	ppb	ppb
Avg	**462.8**	**846.9**	**747.7**	**842.1**	**68030.**	**10500.**
Stddev	.7	1.4	3.5	2.1	238.	46.
%RSD	.1542	.1677	.4722	.2537	.3504	.4337
#1	462.1	845.5	745.2	844.5	67830.	10500.
#2	462.8	848.4	746.1	840.4	68300.	10450.
#3	463.5	846.9	751.7	841.3	67970.	10540.
Check ?	Chk Pass	Chk Pass	Chk Pass	Chk Pass	Chk Pass	Chk Pass
High Limit						
Low Limit						

Elem	Mg2790	Mn2576	Na5895	Ni2316	Pb2203	Sb2068
Line	279.079 {121}	257.610 {131}	589.592 { 57}	231.604 {446}	220.353 {453}	206.833 {463}
IS Ref	(Y_3600)	(Y_3600)	(Y_3710)	(Y_2243)	(Y_2243)	(Y_2243)
Units	ppb	ppb	ppb	ppb	ppb	ppb
Avg	**11580.**	**1570.**	**3929.**	**743.8**	**733.9**	**433.7**
Stddev	32.	4.	23.	2.8	2.8	3.8
%RSD	.2781	.2424	.5833	.3787	.3823	.8719
#1	11560.	1566.	3926.	744.0	733.7	438.0
#2	11570.	1570.	3908.	740.9	731.3	432.0
#3	11620.	1573.	3954.	746.5	736.8	431.0
Check ?	Chk Pass	Chk Pass	Chk Pass	Chk Pass	Chk Pass	Chk Pass
High Limit						
Low Limit						

Sample Name: LCSSRM 460-362271/2- Acquired: 4/14/2016 18:10:05 Type: Unk
Method: sw04052016(v10) Mode: CONC Corr. Factor: 1.000000
User: admin Custom ID1: Custom ID2: Custom ID3:
Comment:

Elem	Se196	Tl1908	V_2924	Zn2062	B_2089	Mo2020
Line	196.090 {472}	190.856 {477}	292.402 {115}	206.200 {463}	208.959 {461}	202.030 {467}
IS Ref	(Y_2243)	(Y_2243)	(Y_3600)	(Y_2243)	(Y_2243)	(Y_2243)
Units	ppb	ppb	ppb	ppb	ppb	ppb
Avg	**876.9**	**781.4**	**558.3**	**971.2**	**659.6**	**622.0**
Stddev	2.3	9.5	.7	4.0	3.1	4.2
%RSD	.2605	1.211	.1249	.4150	.4755	.6679
#1	877.0	788.3	557.5	973.6	662.1	624.9
#2	874.5	770.6	558.6	973.5	656.1	617.3
#3	879.1	785.3	558.8	966.5	660.6	624.0
Check ?	Chk Pass	Chk Pass	Chk Pass	Chk Pass	Chk Pass	Chk Pass
High Limit						
Low Limit						

Elem	Sn1899	Sr4077	Ti3349	Si2881
Line	189.989 {477}	407.771 { 83}	334.941 {101}	288.158 {117}
IS Ref	(Y_2243)	(Y_3710)	(Y_3600)	(Y_2243)
Units	ppb	ppb	ppb	ppb
Avg	**759.5**	**521.2**	**1471.**	**2593.**
Stddev	3.9	1.1	1.	26.
%RSD	.5195	.2115	.0376	.9883
#1	762.7	522.5	1470.	2613.
#2	755.1	520.5	1471.	2602.
#3	760.7	520.7	1471.	2564.
Check ?	Chk Pass	Chk Pass	Chk Pass	None
High Limit				
Low Limit				

Int. Std.	Y_2243	Y_3600	Y_3710
Line	224.306 {450}	360.073 { 94}	371.030 { 91}
Units	Cts/S	Cts/S	Cts/S
Avg	**3036.8**	**40594.**	**5461.9**
Stddev	7.5	105.	52.8
%RSD	.24632	.25830	.96751
#1	3029.0	40495.	5464.8
#2	3037.4	40704.	5513.3
#3	3044.0	40583.	5407.7

Sample Name: 460-111932-C-13-A@4 Acquired: 4/14/2016 18:17:55 Type: Unk
Method: sw04052016(v10) Mode: CONC Corr. Factor: 1.000000
User: admin Custom ID1: Custom ID2: Custom ID3:
Comment:

Elem	Al3961	As1890	Ag3280	Ba2335	Be3130	Ca3181
Line	396.152 { 85}	189.042 {478}	328.068 {103}	233.527 {445}	313.042 {108}	318.128 {106}
IS Ref	(Y_3710)	(Y_2243)	(Y_3600)	(Y_2243)	(Y_3710)	(Y_3600)
Units	ppb	ppb	ppb	ppb	ppb	ppb
Avg	**33580.**	**51.58**	**.0071**	**278.1**	**1.724**	**6549.**
Stddev	338.	1.05	.6437	.8	.115	8.
%RSD	1.005	2.038	9076.	.2765	6.663	.1294
#1	33320.	52.68	-.1146	277.5	1.634	6551.
#2	33470.	50.58	.7030	277.9	1.684	6539.
#3	33960.	51.48	-.5671	279.0	1.853	6556.
Check ?	Chk Pass	Chk Pass	Chk Pass	Chk Pass	Chk Pass	Chk Pass
High Limit						
Low Limit						

Elem	Cd2265	Co2286	Cr2677	Cu3247	Fe2714	K_7664
Line	226.502 {449}	228.616 {447}	267.716 {126}	324.754 {104}	271.441 {124}	766.490 { 44}
IS Ref	(Y_2243)	(Y_2243)	(Y_3600)	(Y_3600)	(Y_3600)	(Y_3710)
Units	ppb	ppb	ppb	ppb	ppb	ppb
Avg	**.7803**	**33.14**	**102.0**	**143.8**	**68040.**	**1490.**
Stddev	.1822	.07	.2	.2	427.	11.
%RSD	23.35	.2017	.2090	.1317	.6273	.7276
#1	.9857	33.20	102.2	143.7	67770.	1501.
#2	.6384	33.14	102.0	144.1	67810.	1491.
#3	.7167	33.07	101.7	143.7	68530.	1479.
Check ?	Chk Pass	Chk Pass	Chk Pass	Chk Pass	Chk Pass	Chk Pass
High Limit						
Low Limit						

Elem	Mg2790	Mn2576	Na5895	Ni2316	Pb2203	Sb2068
Line	279.079 {121}	257.610 {131}	589.592 { 57}	231.604 {446}	220.353 {453}	206.833 {463}
IS Ref	(Y_3600)	(Y_3600)	(Y_3710)	(Y_2243)	(Y_2243)	(Y_2243)
Units	ppb	ppb	ppb	ppb	ppb	ppb
Avg	**5960.**	**846.4**	**196.3**	**49.89**	**495.4**	**2.752**
Stddev	18.	1.5	2.2	.33	1.2	1.317
%RSD	.2997	.1790	1.103	.6524	.2478	47.85
#1	5948.	846.2	196.0	49.57	494.6	1.878
#2	5953.	845.0	194.3	49.88	496.9	4.267
#3	5981.	848.0	198.6	50.22	494.8	2.111
Check ?	Chk Pass	Chk Pass	Chk Pass	Chk Pass	Chk Pass	Chk Pass
High Limit						
Low Limit						

Sample Name: 460-111932-C-13-A@4 Acquired: 4/14/2016 18:17:55 Type: Unk
Method: sw04052016(v10) Mode: CONC Corr. Factor: 1.000000
User: admin Custom ID1: Custom ID2: Custom ID3:
Comment:

Elem	Se196	Tl1908	V_2924	Zn2062	B_2089	Mo2020
Line	196.090 {472}	190.856 {477}	292.402 {115}	206.200 {463}	208.959 {461}	202.030 {467}
IS Ref	(Y_2243)	(Y_2243)	(Y_3600)	(Y_2243)	(Y_2243)	(Y_2243)
Units	ppb	ppb	ppb	ppb	ppb	ppb
Avg	**6.496**	**-.6753**	**112.9**	**460.5**	**4.102**	**3.252**
Stddev	1.572	1.051	.8	1.1	.425	.226
%RSD	24.20	155.6	.7522	.2455	10.36	6.952
#1	5.440	-.3619	112.1	459.3	3.611	3.426
#2	8.304	-1.847	112.9	461.5	4.339	3.333
#3	5.746	.1833	113.8	460.7	4.355	2.996
Check ?	Chk Pass	Chk Pass	Chk Pass	Chk Pass	Chk Pass	Chk Pass
High Limit						
Low Limit						

Elem	Sn1899	Sr4077	Ti3349	Si2881
Line	189.989 {477}	407.771 { 83}	334.941 {101}	288.158 {117}
IS Ref	(Y_2243)	(Y_3710)	(Y_3600)	(Y_2243)
Units	ppb	ppb	ppb	ppb
Avg	**21.26**	**21.06**	**1274.**	**1905.**
Stddev	.57	.21	2.	19.
%RSD	2.662	.9790	.1435	.9737
#1	21.65	20.94	1272.	1885.
#2	20.61	20.95	1274.	1907.
#3	21.51	21.30	1276.	1922.
Check ?	Chk Pass	Chk Pass	Chk Pass	Chk Pass
High Limit				
Low Limit				

Int. Std.	Y_2243	Y_3600	Y_3710
Line	224.306 {450}	360.073 { 94}	371.030 { 91}
Units	Cts/S	Cts/S	Cts/S
Avg	**3056.6**	**40831.**	**5615.9**
Stddev	15.2	260.	97.5
%RSD	.49800	.63717	1.7370
#1	3042.8	40779.	5638.1
#2	3054.0	41114.	5700.5
#3	3072.9	40601.	5509.2

Sample Name: 460-111932-C-13-B DU Acquired: 4/14/2016 18:13:55 Type: Unk
Method: sw04052016(v10) Mode: CONC Corr. Factor: 1.000000
User: admin Custom ID1: Custom ID2: Custom ID3:
Comment:

Elem	Al3961	As1890	Ag3280	Ba2335	Be3130	Ca3181
Line	396.152 { 85}	189.042 {478}	328.068 {103}	233.527 {445}	313.042 {108}	318.128 {106}
IS Ref	(Y_3710)	(Y_2243)	(Y_3600)	(Y_2243)	(Y_3710)	(Y_3600)
Units	ppb	ppb	ppb	ppb	ppb	ppb
Avg	**33640.**	**49.70**	**-.1425**	**277.6**	**1.695**	**6568.**
Stddev	329.	1.44	.2624	.2	.068	40.
%RSD	.9792	2.904	184.1	.0833	4.019	.6104
#1	33430.	50.08	-.2319	277.6	1.640	6596.
#2	33470.	50.92	-.3485	277.4	1.673	6586.
#3	34020.	48.11	.1529	277.9	1.771	6522.
Check ?	Chk Pass	Chk Pass	Chk Pass	Chk Pass	Chk Pass	Chk Pass
High Limit						
Low Limit						

Elem	Cd2265	Co2286	Cr2677	Cu3247	Fe2714	K_7664
Line	226.502 {449}	228.616 {447}	267.716 {126}	324.754 {104}	271.441 {124}	766.490 { 44}
IS Ref	(Y_2243)	(Y_2243)	(Y_3600)	(Y_3600)	(Y_3600)	(Y_3710)
Units	ppb	ppb	ppb	ppb	ppb	ppb
Avg	**.6697**	**33.08**	**101.7**	**143.7**	**67990.**	**1502.**
Stddev	.0558	.27	.7	1.3	52.	20.
%RSD	8.330	.8239	.7273	.8950	.0764	1.324
#1	.6704	33.19	101.3	142.3	68030.	1499.
#2	.6136	32.77	102.5	144.8	67930.	1483.
#3	.7252	33.28	101.2	144.1	68010.	1523.
Check ?	Chk Pass	Chk Pass	Chk Pass	Chk Pass	Chk Pass	Chk Pass
High Limit						
Low Limit						

Elem	Mg2790	Mn2576	Na5895	Ni2316	Pb2203	Sb2068
Line	279.079 {121}	257.610 {131}	589.592 { 57}	231.604 {446}	220.353 {453}	206.833 {463}
IS Ref	(Y_3600)	(Y_3600)	(Y_3710)	(Y_2243)	(Y_2243)	(Y_2243)
Units	ppb	ppb	ppb	ppb	ppb	ppb
Avg	**5974.**	**847.9**	**193.5**	**50.15**	**493.2**	**3.487**
Stddev	29.	4.3	2.8	.22	2.2	1.598
%RSD	.4805	.5015	1.442	.4433	.4430	45.84
#1	5951.	851.4	190.9	50.11	493.1	2.446
#2	6006.	849.2	196.5	49.95	491.0	2.687
#3	5966.	843.2	193.0	50.39	495.4	5.327
Check ?	Chk Pass	Chk Pass	Chk Pass	Chk Pass	Chk Pass	Chk Pass
High Limit						
Low Limit						

Sample Name: 460-111932-C-13-B DU Acquired: 4/14/2016 18:13:55 Type: Unk
Method: sw04052016(v10) Mode: CONC Corr. Factor: 1.000000
User: admin Custom ID1: Custom ID2: Custom ID3:
Comment:

Elem	Se196	Tl1908	V_2924	Zn2062	B_2089	Mo2020
Line	196.090 {472}	190.856 {477}	292.402 {115}	206.200 {463}	208.959 {461}	202.030 {467}
IS Ref	(Y_2243)	(Y_2243)	(Y_3600)	(Y_2243)	(Y_2243)	(Y_2243)
Units	ppb	ppb	ppb	ppb	ppb	ppb
Avg	**8.970**	**-2.559**	**112.8**	**459.2**	**5.178**	**3.013**
Stddev	4.406	1.370	.6	1.1	.403	.223
%RSD	49.11	53.53	.5719	.2417	7.788	7.410
#1	12.60	-4.141	113.3	459.8	5.227	3.270
#2	10.24	-1.753	113.0	457.9	5.553	2.896
#3	4.069	-1.783	112.1	459.8	4.752	2.873
Check ?	Chk Pass	Chk Pass	Chk Pass	Chk Pass	Chk Pass	Chk Pass
High Limit						
Low Limit						

Elem	Sn1899	Sr4077	Ti3349	Si2881
Line	189.989 {477}	407.771 { 83}	334.941 {101}	288.158 {117}
IS Ref	(Y_2243)	(Y_3710)	(Y_3600)	(Y_2243)
Units	ppb	ppb	ppb	ppb
Avg	**19.47**	**21.00**	**1274.**	**1895.**
Stddev	.29	.39	1.	17.
%RSD	1.470	1.872	.0914	.8890
#1	19.77	20.83	1273.	1878.
#2	19.42	20.72	1275.	1912.
#3	19.21	21.45	1275.	1896.
Check ?	Chk Pass	Chk Pass	Chk Pass	Chk Pass
High Limit				
Low Limit				

Int. Std.	Y_2243	Y_3600	Y_3710
Line	224.306 {450}	360.073 { 94}	371.030 { 91}
Units	Cts/S	Cts/S	Cts/S
Avg	**3032.4**	**40517.**	**5532.0**
Stddev	38.7	711.	22.9
%RSD	1.2777	1.7551	.41335
#1	3003.9	39948.	5551.7
#2	3016.7	40288.	5537.5
#3	3076.5	41314.	5506.9

Sample Name: sd 460-111932-C-13-A Acquired: 4/14/2016 18:21:55 Type: Unk
Method: sw04052016(v10) Mode: CONC Corr. Factor: 1.000000
User: admin Custom ID1: Custom ID2: Custom ID3:
Comment:

Elem	Al3961	As1890	Ag3280	Ba2335	Be3130	Ca3181
Line	396.152 { 85}	189.042 {478}	328.068 {103}	233.527 {445}	313.042 {108}	318.128 {106}
IS Ref	(Y_3710)	(Y_2243)	(Y_3600)	(Y_2243)	(Y_3710)	(Y_3600)
Units	ppb	ppb	ppb	ppb	ppb	ppb
Avg	**6754.**	**8.878**	**-.1066**	**55.66**	**.3270**	**1289.**
Stddev	79.	.216	.4632	.46	.0839	5.
%RSD	1.164	2.430	434.6	.8240	25.65	.3724
#1	6699.	8.745	.1746	56.14	.3891	1286.
#2	6844.	9.127	-.6412	55.22	.2316	1287.
#3	6719.	8.761	.1469	55.62	.3603	1295.
Check ?	Chk Pass	Chk Pass	Chk Pass	Chk Pass	Chk Pass	Chk Pass
High Limit						
Low Limit						

Elem	Cd2265	Co2286	Cr2677	Cu3247	Fe2714	K_7664
Line	226.502 {449}	228.616 {447}	267.716 {126}	324.754 {104}	271.441 {124}	766.490 { 44}
IS Ref	(Y_2243)	(Y_2243)	(Y_3600)	(Y_3600)	(Y_3600)	(Y_3710)
Units	ppb	ppb	ppb	ppb	ppb	ppb
Avg	**.0091**	**6.573**	**20.39**	**28.00**	**13860.**	**299.4**
Stddev	.1175	.251	.32	.33	10.	42.8
%RSD	1289.	3.815	1.576	1.163	.0742	14.31
#1	-.0000	6.284	20.03	28.36	13870.	307.2
#2	.1309	6.716	20.62	27.90	13870.	253.2
#3	-.1035	6.720	20.53	27.74	13850.	337.8
Check ?	Chk Pass	Chk Pass	Chk Pass	Chk Pass	Chk Pass	Chk Pass
High Limit						
Low Limit						

Elem	Mg2790	Mn2576	Na5895	Ni2316	Pb2203	Sb2068
Line	279.079 {121}	257.610 {131}	589.592 { 57}	231.604 {446}	220.353 {453}	206.833 {463}
IS Ref	(Y_3600)	(Y_3600)	(Y_3710)	(Y_2243)	(Y_2243)	(Y_2243)
Units	ppb	ppb	ppb	ppb	ppb	ppb
Avg	**1184.**	**172.4**	**33.67**	**9.378**	**98.40**	**1.287**
Stddev	7.	.3	6.36	.355	1.46	.990
%RSD	.6048	.1727	18.90	3.786	1.486	76.92
#1	1188.	172.1	32.95	9.593	97.14	.4625
#2	1189.	172.7	27.70	9.572	98.06	1.014
#3	1176.	172.4	40.37	8.968	100.0	2.386
Check ?	Chk Pass	Chk Pass	Chk Pass	Chk Pass	Chk Pass	Chk Pass
High Limit						
Low Limit						

Sample Name: sd 460-111932-C-13-A Acquired: 4/14/2016 18:21:55 Type: Unk
Method: sw04052016(v10) Mode: CONC Corr. Factor: 1.000000
User: admin Custom ID1: Custom ID2: Custom ID3:
Comment:

Elem	Se196	Tl1908	V_2924	Zn2062	B_2089	Mo2020
Line	196.090 {472}	190.856 {477}	292.402 {115}	206.200 {463}	208.959 {461}	202.030 {467}
IS Ref	(Y_2243)	(Y_2243)	(Y_3600)	(Y_2243)	(Y_2243)	(Y_2243)
Units	ppb	ppb	ppb	ppb	ppb	ppb
Avg	**.3717**	**-.8447**	**22.13**	**93.29**	**-.5700**	**-.0868**
Stddev	1.026	1.924	.48	.59	.3633	.0947
%RSD	276.1	227.8	2.158	.6347	63.74	109.2
#1	-.8082	-2.660	22.19	92.69	-.9063	-.0783
#2	1.057	-1.046	22.58	93.31	-.6191	.0035
#3	.8661	1.172	21.63	93.87	-.1846	-.1854
Check ?	Chk Pass	Chk Pass	Chk Pass	Chk Pass	Chk Pass	Chk Pass
High Limit						
Low Limit						

Elem	Sn1899	Sr4077	Ti3349	Si2881
Line	189.989 {477}	407.771 { 83}	334.941 {101}	288.158 {117}
IS Ref	(Y_2243)	(Y_3710)	(Y_3600)	(Y_2243)
Units	ppb	ppb	ppb	ppb
Avg	**4.689**	**4.201**	**253.6**	**374.2**
Stddev	.923	.076	.2	4.3
%RSD	19.69	1.811	.0707	1.148
#1	3.623	4.277	253.7	378.9
#2	5.197	4.125	253.4	370.4
#3	5.246	4.200	253.7	373.3
Check ?	Chk Pass	Chk Pass	Chk Pass	Chk Pass
High Limit				
Low Limit				

Int. Std.	Y_2243	Y_3600	Y_3710
Line	224.306 {450}	360.073 { 94}	371.030 { 91}
Units	Cts/S	Cts/S	Cts/S
Avg	**3027.9**	**40811.**	**5550.9**
Stddev	20.5	216.	89.5
%RSD	.67750	.53016	1.6118
#1	3049.4	41058.	5647.2
#2	3025.7	40656.	5470.3
#3	3008.5	40719.	5535.4

Sample Name: 460-111932-C-13-C MS Acquired: 4/14/2016 18:38:16 Type: Unk
Method: sw04052016(v10) Mode: CONC Corr. Factor: 1.000000
User: admin Custom ID1: Custom ID2: Custom ID3:
Comment:

Elem	Al3961	As1890	Ag3280	Ba2335	Be3130	Ca3181
Line	396.152 { 85}	189.042 {478}	328.068 {103}	233.527 {445}	313.042 {108}	318.128 {106}
IS Ref	(Y_3710)	(Y_2243)	(Y_3600)	(Y_2243)	(Y_3710)	(Y_3600)
Units	ppb	ppb	ppb	ppb	ppb	ppb
Avg	**51310.**	**983.1**	**22.81**	**1328.**	**26.17**	**16000.**
Stddev	64.	5.9	.66	2.	.13	38.
%RSD	.1242	.5957	2.902	.1176	.5037	.2374
#1	51280.	979.0	23.27	1326.	26.04	15960.
#2	51280.	989.8	22.05	1328.	26.31	16030.
#3	51390.	980.4	23.11	1330.	26.17	16020.
Check ?	Chk Pass	Chk Pass	Chk Pass	Chk Pass	Chk Pass	Chk Pass
High Limit						
Low Limit						

Elem	Cd2265	Co2286	Cr2677	Cu3247	Fe2714	K_7664
Line	226.502 {449}	228.616 {447}	267.716 {126}	324.754 {104}	271.441 {124}	766.490 { 44}
IS Ref	(Y_2243)	(Y_2243)	(Y_3600)	(Y_3600)	(Y_3600)	(Y_3710)
Units	ppb	ppb	ppb	ppb	ppb	ppb
Avg	**24.69**	**288.8**	**216.1**	**310.9**	**76190.**	**10930.**
Stddev	.09	1.3	.7	.9	291.	60.
%RSD	.3499	.4382	.3316	.2977	.3814	.5497
#1	24.59	287.7	216.9	311.9	76150.	10870.
#2	24.75	290.2	216.1	310.5	76500.	10930.
#3	24.72	288.6	215.4	310.1	75920.	10990.
Check ?	Chk Pass	Chk Pass	Chk Pass	Chk Pass	Chk Pass	Chk Pass
High Limit						
Low Limit						

Elem	Mg2790	Mn2576	Na5895	Ni2316	Pb2203	Sb2068
Line	279.079 {121}	257.610 {131}	589.592 { 57}	231.604 {446}	220.353 {453}	206.833 {463}
IS Ref	(Y_3600)	(Y_3600)	(Y_3710)	(Y_2243)	(Y_2243)	(Y_2243)
Units	ppb	ppb	ppb	ppb	ppb	ppb
Avg	**15480.**	**1109.**	**9208.**	**313.9**	**874.7**	**135.6**
Stddev	22.	2.	11.	2.0	3.9	1.2
%RSD	.1399	.1654	.1194	.6292	.4443	.9001
#1	15500.	1107.	9217.	311.7	871.6	136.1
#2	15490.	1111.	9212.	315.6	879.0	136.4
#3	15460.	1109.	9196.	314.3	873.3	134.2
Check ?	Chk Pass	Chk Pass	Chk Pass	Chk Pass	Chk Pass	Chk Pass
High Limit						
Low Limit						

Sample Name: 460-111932-C-13-C MS Acquired: 4/14/2016 18:38:16 Type: Unk
Method: sw04052016(v10) Mode: CONC Corr. Factor: 1.000000
User: admin Custom ID1: Custom ID2: Custom ID3:
Comment:

Elem	Se196	Tl1908	V_2924	Zn2062	B_2089	Mo2020
Line	196.090 {472}	190.856 {477}	292.402 {115}	206.200 {463}	208.959 {461}	202.030 {467}
IS Ref	(Y_2243)	(Y_2243)	(Y_3600)	(Y_2243)	(Y_2243)	(Y_2243)
Units	ppb	ppb	ppb	ppb	ppb	ppb
Avg	**938.9**	**1015.**	**377.7**	**774.3**	**244.0**	**240.3**
Stddev	7.7	5.	1.1	4.3	.9	1.3
%RSD	.8242	.5071	.2826	.5509	.3593	.5264
#1	939.2	1013.	378.9	771.3	243.3	239.5
#2	946.5	1021.	377.5	779.2	245.0	241.8
#3	931.0	1012.	376.8	772.4	243.7	239.7
Check ?	Chk Pass	Chk Pass	Chk Pass	Chk Pass	Chk Pass	Chk Pass
High Limit						
Low Limit						

Elem	Sn1899	Sr4077	Ti3349	Si2881
Line	189.989 {477}	407.771 { 83}	334.941 {101}	288.158 {117}
IS Ref	(Y_2243)	(Y_3710)	(Y_3600)	(Y_2243)
Units	ppb	ppb	ppb	ppb
Avg	**250.6**	**266.2**	**1790.**	**2288.**
Stddev	1.2	.9	2.	24.
%RSD	.4851	.3238	.0913	1.039
#1	249.6	266.0	1791.	2311.
#2	252.0	265.5	1791.	2264.
#3	250.2	267.2	1788.	2290.
Check ?	Chk Pass	Chk Pass	Chk Pass	Chk Pass
High Limit				
Low Limit				

Int. Std.	Y_2243	Y_3600	Y_3710
Line	224.306 {450}	360.073 { 94}	371.030 { 91}
Units	Cts/S	Cts/S	Cts/S
Avg	**3056.8**	**40556.**	**5559.1**
Stddev	9.7	202.	51.3
%RSD	.31717	.49889	.92364
#1	3047.7	40378.	5616.7
#2	3055.6	40515.	5518.1
#3	3067.0	40776.	5542.5

Sample Name: CCV Acquired: 4/14/2016 18:26:01 Type: QC
Method: sw04052016(v10) Mode: CONC Corr. Factor: 1.000000
User: admin Custom ID1: Custom ID2: Custom ID3:
Comment:

Elem	Al3961	As1890	Ag3280	Ba2335	Be3130	Ca3181
Line	396.152 { 85}	189.042 {478}	328.068 {103}	233.527 {445}	313.042 {108}	318.128 {106}
IS Ref	(Y_3710)	(Y_2243)	(Y_3600)	(Y_2243)	(Y_3710)	(Y_3600)
Units	ppb	ppb	ppb	ppb	ppb	ppb
Avg	**118200.**	**2548.**	**1215.**	**10400.**	**972.2**	**127600.**
Stddev	457.	6.	1.	40.	2.2	738.
%RSD	.3866	.2428	.1052	.3848	.2242	.5784
#1	117700.	2555.	1216.	10450.	970.1	128400.
#2	118600.	2545.	1214.	10380.	974.5	127600.
#3	118300.	2543.	1213.	10380.	972.0	126900.
Check ?	Chk Pass	Chk Pass	Chk Pass	Chk Pass	Chk Pass	Chk Pass
Value						
Range						

Elem	Cd2265	Co2286	Cr2677	Cu3247	Fe2714	K_7664
Line	226.502 {449}	228.616 {447}	267.716 {126}	324.754 {104}	271.441 {124}	766.490 { 44}
IS Ref	(Y_2243)	(Y_2243)	(Y_3600)	(Y_3600)	(Y_3600)	(Y_3710)
Units	ppb	ppb	ppb	ppb	ppb	ppb
Avg	**1279.**	**2532.**	**5218.**	**12530.**	**98600.**	**48540.**
Stddev	3.	2.	28.	13.	405.	138.
%RSD	.2607	.0667	.5400	.1059	.4111	.2850
#1	1282.	2533.	5247.	12520.	98940.	48430.
#2	1276.	2530.	5214.	12540.	98700.	48690.
#3	1277.	2532.	5191.	12540.	98150.	48500.
Check ?	Chk Pass	Chk Pass	Chk Pass	Chk Pass	Chk Pass	Chk Pass
Value						
Range						

Elem	Mg2790	Mn2576	Na5895	Ni2316	Pb2203	Sb2068
Line	279.079 {121}	257.610 {131}	589.592 { 57}	231.604 {446}	220.353 {453}	206.833 {463}
IS Ref	(Y_3600)	(Y_3600)	(Y_3710)	(Y_2243)	(Y_2243)	(Y_2243)
Units	ppb	ppb	ppb	ppb	ppb	ppb
Avg	**120800.**	**5140.**	**118500.**	**2610.**	**7388.**	**990.9**
Stddev	462.	19.	294.	9.	12.	.8
%RSD	.3821	.3666	.2481	.3375	.1603	.0803
#1	121300.	5160.	118300.	2620.	7402.	990.3
#2	120600.	5136.	118800.	2605.	7384.	990.7
#3	120500.	5123.	118300.	2605.	7379.	991.8
Check ?	Chk Pass	Chk Pass	Chk Pass	Chk Pass	Chk Pass	Chk Pass
Value						
Range						

Sample Name: CCV Acquired: 4/14/2016 18:26:01 Type: QC
Method: sw04052016(v10) Mode: CONC Corr. Factor: 1.000000
User: admin Custom ID1: Custom ID2: Custom ID3:
Comment:

Elem	Se196	Tl1908	V_2924	Zn2062	B_2089	Mo2020
Line	196.090 {472}	190.856 {477}	292.402 {115}	206.200 {463}	208.959 {461}	202.030 {467}
IS Ref	(Y_2243)	(Y_2243)	(Y_3600)	(Y_2243)	(Y_2243)	(Y_2243)
Units	ppb	ppb	ppb	ppb	ppb	ppb
Avg	**2565.**	**2553.**	**2523.**	**2500.**	**1035.**	**2565.**
Stddev	8.	1.	6.	5.	3.	5.
%RSD	.3043	.0289	.2489	.2073	.2428	.1959
#1	2572.	2552.	2530.	2506.	1036.	2571.
#2	2556.	2553.	2522.	2499.	1032.	2561.
#3	2566.	2553.	2518.	2496.	1037.	2564.
Check ?	Chk Pass	Chk Pass	Chk Pass	Chk Pass	Chk Pass	Chk Pass
Value						
Range						

Elem	Sn1899	Sr4077	Ti3349	Si2881
Line	189.989 {477}	407.771 { 83}	334.941 {101}	288.158 {117}
IS Ref	(Y_2243)	(Y_3710)	(Y_3600)	(Y_2243)
Units	ppb	ppb	ppb	ppb
Avg	**1035.**	**5004.**	**9878.**	**9637.**
Stddev	2.	6.	71.	33.
%RSD	.1883	.1214	.7235	.3374
#1	1036.	4997.	9934.	9628.
#2	1032.	5008.	9797.	9610.
#3	1036.	5006.	9902.	9673.
Check ?	Chk Pass	Chk Pass	Chk Pass	None
Value				
Range				

Int. Std.	Y_2243	Y_3600	Y_3710
Line	224.306 {450}	360.073 { 94}	371.030 { 91}
Units	Cts/S	Cts/S	Cts/S
Avg	**2795.6**	**37492.**	**5235.6**
Stddev	19.1	471.	44.8
%RSD	.68477	1.2567	.85513
#1	2775.1	37018.	5190.4
#2	2798.7	37497.	5236.5
#3	2813.0	37960.	5280.0

Sample Name: pds 460-111932-C-13- Acquired: 4/14/2016 18:42:10 Type: Unk
Method: sw04052016(v10) Mode: CONC Corr. Factor: 1.000000
User: admin Custom ID1: Custom ID2: Custom ID3:
Comment:

Elem	Al3961	As1890	Ag3280	Ba2335	Be3130	Ca3181
Line	396.152 { 85}	189.042 {478}	328.068 {103}	233.527 {445}	313.042 {108}	318.128 {106}
IS Ref	(Y_3710)	(Y_2243)	(Y_3600)	(Y_2243)	(Y_3710)	(Y_3600)
Units	ppb	ppb	ppb	ppb	ppb	ppb
Avg	**34980.**	**1908.**	**44.44**	**2241.**	**48.87**	**25220.**
Stddev	283.	7.	.34	5.	.08	137.
%RSD	.8081	.3511	.7704	.2385	.1676	.5424
#1	34670.	1915.	44.21	2245.	48.77	25230.
#2	35040.	1908.	44.83	2242.	48.91	25350.
#3	35230.	1901.	44.27	2235.	48.92	25080.
Check ?	Chk Pass	Chk Pass	Chk Pass	Chk Pass	Chk Pass	Chk Pass
High Limit						
Low Limit						

Elem	Cd2265	Co2286	Cr2677	Cu3247	Fe2714	K_7664
Line	226.502 {449}	228.616 {447}	267.716 {126}	324.754 {104}	271.441 {124}	766.490 { 44}
IS Ref	(Y_2243)	(Y_2243)	(Y_3600)	(Y_3600)	(Y_3600)	(Y_3710)
Units	ppb	ppb	ppb	ppb	ppb	ppb
Avg	**49.06**	**519.1**	**301.8**	**372.4**	**67280.**	**18280.**
Stddev	.07	1.3	1.6	3.1	314.	86.
%RSD	.1369	.2582	.5437	.8281	.4668	.4690
#1	49.10	520.2	299.9	370.5	67000.	18210.
#2	49.10	519.5	302.7	370.8	67620.	18380.
#3	48.98	517.6	302.8	376.0	67220.	18260.
Check ?	Chk Pass	Chk Pass	Chk Pass	Chk Pass	Chk Pass	Chk Pass
High Limit						
Low Limit						

Elem	Mg2790	Mn2576	Na5895	Ni2316	Pb2203	Sb2068
Line	279.079 {121}	257.610 {131}	589.592 { 57}	231.604 {446}	220.353 {453}	206.833 {463}
IS Ref	(Y_3600)	(Y_3600)	(Y_3710)	(Y_2243)	(Y_2243)	(Y_2243)
Units	ppb	ppb	ppb	ppb	ppb	ppb
Avg	**23180.**	**1306.**	**17920.**	**555.0**	**946.9**	**453.2**
Stddev	65.	3.	71.	1.0	2.7	3.6
%RSD	.2811	.2032	.3965	.1872	.2894	.8045
#1	23210.	1303.	17850.	556.2	945.3	452.2
#2	23220.	1309.	17990.	554.4	945.3	457.2
#3	23100.	1307.	17930.	554.4	950.1	450.1
Check ?	Chk Pass	Chk Pass	Chk Pass	Chk Pass	Chk Pass	Chk Pass
High Limit						
Low Limit						

Sample Name: pds 460-111932-C-13- Acquired: 4/14/2016 18:42:10 Type: Unk
Method: sw04052016(v10) Mode: CONC Corr. Factor: 1.000000
User: admin Custom ID1: Custom ID2: Custom ID3:
Comment:

Elem	Se196	Tl1908	V_2924	Zn2062	B_2089	Mo2020
Line	196.090 {472}	190.856 {477}	292.402 {115}	206.200 {463}	208.959 {461}	202.030 {467}
IS Ref	(Y_2243)	(Y_2243)	(Y_3600)	(Y_2243)	(Y_2243)	(Y_2243)
Units	ppb	ppb	ppb	ppb	ppb	ppb
Avg	**1903.**	**2016.**	**592.2**	**932.9**	**492.3**	**487.5**
Stddev	3.	9.	1.2	2.9	1.3	1.1
%RSD	.1349	.4480	.2070	.3057	.2662	.2161
#1	1903.	2026.	590.9	935.7	492.2	488.6
#2	1901.	2007.	592.4	930.0	491.0	486.5
#3	1906.	2016.	593.3	933.1	493.6	487.4
Check ?	Chk Pass	Chk Pass	Chk Pass	Chk Pass	Chk Pass	Chk Pass
High Limit						
Low Limit						

Elem	Sn1899	Sr4077	Ti3349	Si2881
Line	189.989 {477}	407.771 { 83}	334.941 {101}	288.158 {117}
IS Ref	(Y_2243)	(Y_3710)	(Y_3600)	(Y_2243)
Units	ppb	ppb	ppb	ppb
Avg	**513.2**	**494.5**	**1719.**	**1891.**
Stddev	2.5	.5	5.	15.
%RSD	.4943	.1014	.3028	.8154
#1	515.9	494.6	1714.	1881.
#2	513.0	493.9	1721.	1884.
#3	510.8	494.9	1724.	1909.
Check ?	Chk Pass	Chk Pass	Chk Pass	Chk Pass
High Limit				
Low Limit				

Int. Std.	Y_2243	Y_3600	Y_3710
Line	224.306 {450}	360.073 { 94}	371.030 { 91}
Units	Cts/S	Cts/S	Cts/S
Avg	**3027.9**	**40083.**	**5468.7**
Stddev	24.3	593.	78.0
%RSD	.80234	1.4783	1.4271
#1	3000.2	39836.	5447.4
#2	3038.0	39653.	5403.6
#3	3045.5	40758.	5555.2

Sample Name: 460-111932-C-3-A@4 Acquired: 4/14/2016 18:54:01 Type: Unk
Method: sw04052016(v10) Mode: CONC Corr. Factor: 1.000000
User: admin Custom ID1: Custom ID2: Custom ID3:
Comment:

Elem	Al3961	As1890	Ag3280	Ba2335	Be3130	Ca3181
Line	396.152 { 85}	189.042 {478}	328.068 {103}	233.527 {445}	313.042 {108}	318.128 {106}
IS Ref	(Y_3710)	(Y_2243)	(Y_3600)	(Y_2243)	(Y_3710)	(Y_3600)
Units	ppb	ppb	ppb	ppb	ppb	ppb
Avg	**29460.**	**84.91**	**1.431**	**507.7**	**2.161**	**10700.**
Stddev	34.	2.21	.077	.5	.084	33.
%RSD	.1153	2.605	5.351	.0915	3.867	.3128
#1	29490.	83.69	1.469	507.1	2.257	10660.
#2	29460.	87.46	1.343	508.0	2.120	10720.
#3	29420.	83.57	1.482	507.9	2.105	10710.
Check ?	Chk Pass	Chk Pass	Chk Pass	Chk Pass	Chk Pass	Chk Pass
High Limit						
Low Limit						

Elem	Cd2265	Co2286	Cr2677	Cu3247	Fe2714	K_7664
Line	226.502 {449}	228.616 {447}	267.716 {126}	324.754 {104}	271.441 {124}	766.490 { 44}
IS Ref	(Y_2243)	(Y_2243)	(Y_3600)	(Y_3600)	(Y_3600)	(Y_3710)
Units	ppb	ppb	ppb	ppb	ppb	ppb
Avg	**2.587**	**65.65**	**150.9**	**300.7**	**75190.**	**1945.**
Stddev	.052	.28	.4	1.8	58.	28.
%RSD	2.027	.4229	.2728	.6147	.0769	1.429
#1	2.582	65.86	151.4	302.8	75150.	1962.
#2	2.642	65.76	150.6	299.9	75260.	1913.
#3	2.538	65.34	150.8	299.5	75160.	1960.
Check ?	Chk Pass	Chk Pass	Chk Pass	Chk Pass	Chk Pass	Chk Pass
High Limit						
Low Limit						

Elem	Mg2790	Mn2576	Na5895	Ni2316	Pb2203	Sb2068
Line	279.079 {121}	257.610 {131}	589.592 { 57}	231.604 {446}	220.353 {453}	206.833 {463}
IS Ref	(Y_3600)	(Y_3600)	(Y_3710)	(Y_2243)	(Y_2243)	(Y_2243)
Units	ppb	ppb	ppb	ppb	ppb	ppb
Avg	**10890.**	**915.5**	**380.7**	**122.0**	**2355.**	**6.039**
Stddev	10.	.9	6.3	.8	3.	.917
%RSD	.0942	.1031	1.645	.6824	.1191	15.19
#1	10880.	914.6	373.5	121.5	2354.	5.112
#2	10900.	916.5	384.2	122.9	2358.	6.059
#3	10890.	915.4	384.4	121.4	2352.	6.946
Check ?	Chk Pass	Chk Pass	Chk Pass	Chk Pass	Chk Pass	Chk Pass
High Limit						
Low Limit						

Sample Name: 460-111932-C-3-A@4 Acquired: 4/14/2016 18:54:01 Type: Unk
Method: sw04052016(v10) Mode: CONC Corr. Factor: 1.000000
User: admin Custom ID1: Custom ID2: Custom ID3:
Comment:

Elem	Se196	Tl1908	V_2924	Zn2062	B_2089	Mo2020
Line	196.090 {472}	190.856 {477}	292.402 {115}	206.200 {463}	208.959 {461}	202.030 {467}
IS Ref	(Y_2243)	(Y_2243)	(Y_3600)	(Y_2243)	(Y_2243)	(Y_2243)
Units	ppb	ppb	ppb	ppb	ppb	ppb
Avg	**9.907**	**-1.755**	**126.4**	**1002.**	**6.307**	**6.670**
Stddev	2.293	.407	.5	1.	.335	.203
%RSD	23.14	23.19	.3633	.0876	5.308	3.049
#1	11.41	-2.220	126.8	1003.	6.491	6.528
#2	7.268	-1.464	125.9	1001.	6.510	6.579
#3	11.05	-1.581	126.6	1003.	5.921	6.903
Check ?	Chk Pass	Chk Pass	Chk Pass	Chk Pass	Chk Pass	Chk Pass
High Limit						
Low Limit						

Elem	Sn1899	Sr4077	Ti3349	Si2881
Line	189.989 {477}	407.771 { 83}	334.941 {101}	288.158 {117}
IS Ref	(Y_2243)	(Y_3710)	(Y_3600)	(Y_2243)
Units	ppb	ppb	ppb	ppb
Avg	**23.88**	**120.3**	**1035.**	**1488.**
Stddev	.44	.4	2.	17.
%RSD	1.855	.3280	.1902	1.161
#1	24.20	120.6	1034.	1468.
#2	24.06	120.5	1038.	1494.
#3	23.37	119.8	1035.	1501.
Check ?	Chk Pass	Chk Pass	Chk Pass	Chk Pass
High Limit				
Low Limit				

Int. Std.	Y_2243	Y_3600	Y_3710
Line	224.306 {450}	360.073 { 94}	371.030 { 91}
Units	Cts/S	Cts/S	Cts/S
Avg	**3070.6**	**40962.**	**5597.0**
Stddev	6.2	35.	24.8
%RSD	.20252	.08542	.44289
#1	3064.5	40928.	5574.4
#2	3077.0	40959.	5623.5
#3	3070.1	40998.	5592.9

Sample Name: CCB Acquired: 4/14/2016 18:29:56 Type: QC
Method: sw04052016(v10) Mode: CONC Corr. Factor: 1.000000
User: admin Custom ID1: Custom ID2: Custom ID3:
Comment:

Elem	Al3961	As1890	Ag3280	Ba2335	Be3130	Ca3181
Line	396.152 { 85}	189.042 {478}	328.068 {103}	233.527 {445}	313.042 {108}	318.128 {106}
IS Ref	(Y_3710)	(Y_2243)	(Y_3600)	(Y_2243)	(Y_3710)	(Y_3600)
Units	ppb	ppb	ppb	ppb	ppb	ppb
Avg	**2.368**	**-.4059**	**.3482**	**-.0132**	**.0512**	**-23.29**
Stddev	1.046	1.226	.4735	.0563	.1008	5.48
%RSD	44.14	302.0	136.0	426.7	196.8	23.52
#1	1.432	.9852	.6701	-.0275	.1610	-26.90
#2	3.496	-.8746	-.1955	-.0609	-.0372	-25.97
#3	2.178	-1.328	.5700	.0488	.0299	-16.99
Check ?	Chk Pass	Chk Pass	Chk Pass	Chk Pass	Chk Pass	Chk Pass
High Limit						
Low Limit						

Elem	Cd2265	Co2286	Cr2677	Cu3247	Fe2714	K_7664
Line	226.502 {449}	228.616 {447}	267.716 {126}	324.754 {104}	271.441 {124}	766.490 { 44}
IS Ref	(Y_2243)	(Y_2243)	(Y_3600)	(Y_3600)	(Y_3600)	(Y_3710)
Units	ppb	ppb	ppb	ppb	ppb	ppb
Avg	**-.2152**	**-.1688**	**.4458**	**-.4093**	**3.637**	**-3.817**
Stddev	.0970	.1766	.1306	.2501	4.425	9.904
%RSD	45.05	104.6	29.30	61.09	121.7	259.5
#1	-.2554	-.3681	.4727	-.4336	7.594	3.838
#2	-.2856	-.0317	.5609	-.6464	-1.141	-15.00
#3	-.1046	-.1065	.3038	-.1480	4.457	-.2865
Check ?	Chk Pass	Chk Pass	Chk Pass	Chk Pass	Chk Pass	Chk Pass
High Limit						
Low Limit						

Elem	Mg2790	Mn2576	Na5895	Ni2316	Pb2203	Sb2068
Line	279.079 {121}	257.610 {131}	589.592 { 57}	231.604 {446}	220.353 {453}	206.833 {463}
IS Ref	(Y_3600)	(Y_3600)	(Y_3710)	(Y_2243)	(Y_2243)	(Y_2243)
Units	ppb	ppb	ppb	ppb	ppb	ppb
Avg	**-1.240**	**.0671**	**1.783**	**-.2185**	**-.0191**	**-.3561**
Stddev	2.847	.0530	20.88	.4393	2.765	1.132
%RSD	229.6	79.00	1171.	201.1	14470.	318.0
#1	1.151	.0421	10.70	.2168	2.321	.0460
#2	-4.389	.1279	-22.07	-.2106	.6909	-1.635
#3	-.4819	.0312	16.72	-.6616	-3.070	.5203
Check ?	Chk Pass	Chk Pass	Chk Pass	Chk Pass	Chk Pass	Chk Pass
High Limit						
Low Limit						

Sample Name: CCB Acquired: 4/14/2016 18:29:56 Type: QC
Method: sw04052016(v10) Mode: CONC Corr. Factor: 1.000000
User: admin Custom ID1: Custom ID2: Custom ID3:
Comment:

Elem	Se196	Tl1908	V_2924	Zn2062	B_2089	Mo2020
Line	196.090 {472}	190.856 {477}	292.402 {115}	206.200 {463}	208.959 {461}	202.030 {467}
IS Ref	(Y_2243)	(Y_2243)	(Y_3600)	(Y_2243)	(Y_2243)	(Y_2243)
Units	ppb	ppb	ppb	ppb	ppb	ppb
Avg	**2.532**	**-.0920**	**-.1682**	**.0788**	**-.5408**	**.4786**
Stddev	1.287	1.000	.4232	.0215	.4337	.2879
%RSD	50.85	1087.	251.6	27.29	80.20	60.16
#1	1.057	-1.165	.1036	.0560	-.0878	.8070
#2	3.106	.0730	.0476	.0818	-.9523	.3589
#3	3.432	.8154	-.6559	.0987	-.5822	.2698
Check ?	Chk Pass	Chk Pass	Chk Pass	Chk Pass	Chk Pass	Chk Pass
High Limit						
Low Limit						

Elem	Sn1899	Sr4077	Ti3349	Si2881
Line	189.989 {477}	407.771 { 83}	334.941 {101}	288.158 {117}
IS Ref	(Y_2243)	(Y_3710)	(Y_3600)	(Y_2243)
Units	ppb	ppb	ppb	ppb
Avg	**.3692**	**.1687**	**-.0341**	**-13.42**
Stddev	.6589	.1764	.1693	8.11
%RSD	178.5	104.6	495.8	60.43
#1	.7405	.1167	.1507	-19.42
#2	.7586	.0242	-.0714	-4.193
#3	-.3915	.3653	-.1817	-16.66
Check ?	Chk Pass	Chk Pass	Chk Pass	None
High Limit				
Low Limit				

Int. Std.	Y_2243	Y_3600	Y_3710
Line	224.306 {450}	360.073 { 94}	371.030 { 91}
Units	Cts/S	Cts/S	Cts/S
Avg	**2943.4**	**39497.**	**5336.8**
Stddev	3.8	124.	12.4
%RSD	.13078	.31330	.23200
#1	2940.4	39585.	5349.1
#2	2942.1	39551.	5337.0
#3	2947.8	39356.	5324.3

Sample Name: 460-111932-C-6-A@4 Acquired: 4/14/2016 19:06:07 Type: Unk
Method: sw04052016(v10) Mode: CONC Corr. Factor: 1.000000
User: admin Custom ID1: Custom ID2: Custom ID3:
Comment:

Elem	Al3961	As1890	Ag3280	Ba2335	Be3130	Ca3181
Line	396.152 { 85}	189.042 {478}	328.068 {103}	233.527 {445}	313.042 {108}	318.128 {106}
IS Ref	(Y_3710)	(Y_2243)	(Y_3600)	(Y_2243)	(Y_3710)	(Y_3600)
Units	ppb	ppb	ppb	ppb	ppb	ppb
Avg	**36480.**	**91.36**	**1.246**	**502.2**	**2.056**	**8171.**
Stddev	65.	2.65	.363	.6	.066	43.
%RSD	.1785	2.901	29.11	.1122	3.213	.5201
#1	36510.	88.96	1.604	501.6	1.982	8207.
#2	36530.	94.21	.8794	502.7	2.110	8124.
#3	36410.	90.91	1.253	502.5	2.075	8181.
Check ?	Chk Pass	Chk Pass	Chk Pass	Chk Pass	Chk Pass	Chk Pass
High Limit						
Low Limit						

Elem	Cd2265	Co2286	Cr2677	Cu3247	Fe2714	K_7664
Line	226.502 {449}	228.616 {447}	267.716 {126}	324.754 {104}	271.441 {124}	766.490 { 44}
IS Ref	(Y_2243)	(Y_2243)	(Y_3600)	(Y_3600)	(Y_3600)	(Y_3710)
Units	ppb	ppb	ppb	ppb	ppb	ppb
Avg	**1.595**	**53.08**	**96.61**	**260.4**	**76590.**	**2198.**
Stddev	.215	.36	.23	.3	166.	40.
%RSD	13.48	.6742	.2417	.1143	.2162	1.797
#1	1.347	52.67	96.80	260.6	76770.	2155.
#2	1.720	53.21	96.35	260.4	76440.	2233.
#3	1.719	53.35	96.67	260.0	76560.	2204.
Check ?	Chk Pass	Chk Pass	Chk Pass	Chk Pass	Chk Pass	Chk Pass
High Limit						
Low Limit						

Elem	Mg2790	Mn2576	Na5895	Ni2316	Pb2203	Sb2068
Line	279.079 {121}	257.610 {131}	589.592 { 57}	231.604 {446}	220.353 {453}	206.833 {463}
IS Ref	(Y_3600)	(Y_3600)	(Y_3710)	(Y_2243)	(Y_2243)	(Y_2243)
Units	ppb	ppb	ppb	ppb	ppb	ppb
Avg	**8399.**	**1394.**	**510.1**	**62.37**	**1095.**	**6.018**
Stddev	42.	2.	7.1	.41	4.	.869
%RSD	.5052	.1204	1.385	.6623	.3779	14.44
#1	8447.	1394.	516.2	62.51	1093.	5.918
#2	8387.	1393.	511.8	61.90	1093.	5.203
#3	8364.	1396.	502.4	62.69	1100.	6.932
Check ?	Chk Pass	Chk Pass	Chk Pass	Chk Pass	Chk Pass	Chk Pass
High Limit						
Low Limit						

Sample Name: 460-111932-C-6-A@4 Acquired: 4/14/2016 19:06:07 Type: Unk
Method: sw04052016(v10) Mode: CONC Corr. Factor: 1.000000
User: admin Custom ID1: Custom ID2: Custom ID3:
Comment:

Elem	Se196	Tl1908	V_2924	Zn2062	B_2089	Mo2020
Line	196.090 {472}	190.856 {477}	292.402 {115}	206.200 {463}	208.959 {461}	202.030 {467}
IS Ref	(Y_2243)	(Y_2243)	(Y_3600)	(Y_2243)	(Y_2243)	(Y_2243)
Units	ppb	ppb	ppb	ppb	ppb	ppb
Avg	**9.385**	**-1.046**	**131.2**	**731.8**	**6.678**	**5.467**
Stddev	2.754	2.626	.8	4.2	.556	.123
%RSD	29.34	251.1	.5719	.5750	8.334	2.242
#1	7.054	1.235	130.3	730.0	6.060	5.402
#2	12.42	-.4560	131.8	728.8	6.834	5.608
#3	8.679	-3.916	131.4	736.6	7.140	5.390
Check ?	Chk Pass	Chk Pass	Chk Pass	Chk Pass	Chk Pass	Chk Pass
High Limit						
Low Limit						

Elem	Sn1899	Sr4077	Ti3349	Si2881
Line	189.989 {477}	407.771 { 83}	334.941 {101}	288.158 {117}
IS Ref	(Y_2243)	(Y_3710)	(Y_3600)	(Y_2243)
Units	ppb	ppb	ppb	ppb
Avg	**22.78**	**45.99**	**896.2**	**1702.**
Stddev	.83	.07	.6	18.
%RSD	3.644	.1605	.0667	1.084
#1	23.74	45.92	896.4	1711.
#2	22.38	45.99	895.5	1681.
#3	22.23	46.07	896.7	1714.
Check ?	Chk Pass	Chk Pass	Chk Pass	Chk Pass
High Limit				
Low Limit				

Int. Std.	Y_2243	Y_3600	Y_3710
Line	224.306 {450}	360.073 { 94}	371.030 { 91}
Units	Cts/S	Cts/S	Cts/S
Avg	**3074.2**	**41185.**	**5703.1**
Stddev	14.3	313.	56.1
%RSD	.46568	.76048	.98408
#1	3058.9	40824.	5660.6
#2	3087.3	41350.	5681.9
#3	3076.3	41381.	5766.7

Sample Name: CCVL Acquired: 4/14/2016 18:34:08 Type: QC
Method: sw04052016(v10) Mode: CONC Corr. Factor: 1.000000
User: admin Custom ID1: Custom ID2: Custom ID3:
Comment:

Elem	Al3961	As1890	Ag3280	Ba2335	Be3130	Ca3181
Line	396.152 { 85}	189.042 {478}	328.068 {103}	233.527 {445}	313.042 {108}	318.128 {106}
IS Ref	(Y_3710)	(Y_2243)	(Y_3600)	(Y_2243)	(Y_3710)	(Y_3600)
Units	ppb	ppb	ppb	ppb	ppb	ppb
Avg	**199.6**	**14.48**	**9.548**	**219.1**	**2.025**	**5202.**
Stddev	7.7	.70	.021	.2	.091	62.
%RSD	3.862	4.855	.2244	.1010	4.497	1.191
#1	190.9	14.74	9.570	219.2	1.949	5273.
#2	205.7	15.01	9.548	218.8	1.999	5157.
#3	202.1	13.68	9.527	219.3	2.126	5177.
Check ?	Chk Pass	Chk Pass	Chk Pass	Chk Pass	Chk Pass	Chk Pass
Value						
Range						

Elem	Cd2265	Co2286	Cr2677	Cu3247	Fe2714	K_7664
Line	226.502 {449}	228.616 {447}	267.716 {126}	324.754 {104}	271.441 {124}	766.490 { 44}
IS Ref	(Y_2243)	(Y_2243)	(Y_3600)	(Y_3600)	(Y_3600)	(Y_3710)
Units	ppb	ppb	ppb	ppb	ppb	ppb
Avg	**4.180**	**54.21**	**10.93**	**24.83**	**159.4**	**4795.**
Stddev	.047	.29	.24	.03	10.4	24.
%RSD	1.123	.5293	2.231	.1175	6.509	.4921
#1	4.145	54.31	11.20	24.86	147.4	4794.
#2	4.233	54.43	10.73	24.84	165.9	4772.
#3	4.160	53.89	10.85	24.80	164.9	4819.
Check ?	Chk Pass	Chk Pass	Chk Pass	Chk Pass	Chk Pass	Chk Pass
Value						
Range						

Elem	Mg2790	Mn2576	Na5895	Ni2316	Pb2203	Sb2068
Line	279.079 {121}	257.610 {131}	589.592 { 57}	231.604 {446}	220.353 {453}	206.833 {463}
IS Ref	(Y_3600)	(Y_3600)	(Y_3710)	(Y_2243)	(Y_2243)	(Y_2243)
Units	ppb	ppb	ppb	ppb	ppb	ppb
Avg	**4833.**	**16.44**	**4618.**	**44.83**	**9.087**	**19.32**
Stddev	48.	.20	62.	.35	1.341	.60
%RSD	.9843	1.247	1.343	.7863	14.76	3.125
#1	4888.	16.67	4572.	44.50	9.806	18.67
#2	4802.	16.31	4595.	44.79	7.539	19.45
#3	4809.	16.32	4689.	45.20	9.915	19.85
Check ?	Chk Pass	Chk Pass	Chk Pass	Chk Pass	Chk Pass	Chk Pass
Value						
Range						

Sample Name: CCVL Acquired: 4/14/2016 18:34:08 Type: QC
Method: sw04052016(v10) Mode: CONC Corr. Factor: 1.000000
User: admin Custom ID1: Custom ID2: Custom ID3:
Comment:

Elem	Se196	Tl1908	V_2924	Zn2062	B_2089	Mo2020
Line	196.090 {472}	190.856 {477}	292.402 {115}	206.200 {463}	208.959 {461}	202.030 {467}
IS Ref	(Y_2243)	(Y_2243)	(Y_3600)	(Y_2243)	(Y_2243)	(Y_2243)
Units	ppb	ppb	ppb	ppb	ppb	ppb
Avg	**21.00**	**22.66**	**51.45**	**32.03**	**51.54**	**20.51**
Stddev	2.86	1.11	.66	.35	.07	.30
%RSD	13.62	4.881	1.279	1.100	.1299	1.484
#1	17.73	21.47	52.19	31.75	51.56	20.30
#2	23.01	23.65	50.93	31.90	51.47	20.86
#3	22.27	22.87	51.25	32.42	51.60	20.36
Check ?	Chk Pass	Chk Pass	Chk Pass	Chk Pass	Chk Pass	Chk Pass
Value						
Range						

Elem	Sn1899	Sr4077	Ti3349	Si2881
Line	189.989 {477}	407.771 { 83}	334.941 {101}	288.158 {117}
IS Ref	(Y_2243)	(Y_3710)	(Y_3600)	(Y_2243)
Units	ppb	ppb	ppb	ppb
Avg	**53.43**	**20.78**	**20.36**	F **-10.21**
Stddev	.85	.20	.05	11.21
%RSD	1.598	.9748	.2387	109.8
#1	52.53	20.55	20.37	-21.76
#2	53.53	20.91	20.40	-9.491
#3	54.22	20.88	20.31	.6213
Check ?	Chk Pass	Chk Pass	Chk Pass	Chk Fail
Value				200.0
Range				-30.50%

Int. Std.	Y_2243	Y_3600	Y_3710
Line	224.306 {450}	360.073 { 94}	371.030 { 91}
Units	Cts/S	Cts/S	Cts/S
Avg	**3019.8**	**40155.**	**5463.5**
Stddev	7.2	475.	153.3
%RSD	.23840	1.1821	2.8050
#1	3022.6	39607.	5317.2
#2	3025.2	40437.	5622.9
#3	3011.6	40422.	5450.5

Sample Name: 460-111932-C-8-A@4 Acquired: 4/14/2016 19:14:08 Type: Unk
Method: sw04052016(v10) Mode: CONC Corr. Factor: 1.000000
User: admin Custom ID1: Custom ID2: Custom ID3:
Comment:

Elem	Al3961	As1890	Ag3280	Ba2335	Be3130	Ca3181
Line	396.152 { 85}	189.042 {478}	328.068 {103}	233.527 {445}	313.042 {108}	318.128 {106}
IS Ref	(Y_3710)	(Y_2243)	(Y_3600)	(Y_2243)	(Y_3710)	(Y_3600)
Units	ppb	ppb	ppb	ppb	ppb	ppb
Avg	**45400.**	**160.4**	**-.0002**	**401.2**	**2.278**	**5693.**
Stddev	404.	1.3	.0851	4.8	.046	19.
%RSD	.8896	.8402	44410.	1.199	2.032	.3402
#1	45050.	161.0	-.0985	397.8	2.226	5687.
#2	45310.	161.3	.0470	399.2	2.295	5678.
#3	45850.	158.8	.0509	406.7	2.314	5715.
Check ?	Chk Pass	Chk Pass	Chk Pass	Chk Pass	Chk Pass	Chk Pass
High Limit						
Low Limit						

Elem	Cd2265	Co2286	Cr2677	Cu3247	Fe2714	K_7664
Line	226.502 {449}	228.616 {447}	267.716 {126}	324.754 {104}	271.441 {124}	766.490 { 44}
IS Ref	(Y_2243)	(Y_2243)	(Y_3600)	(Y_3600)	(Y_3600)	(Y_3710)
Units	ppb	ppb	ppb	ppb	ppb	ppb
Avg	**1.286**	**34.22**	**88.50**	**70.57**	**77980.**	**2255.**
Stddev	.077	.29	.44	.74	543.	21.
%RSD	5.977	.8393	.4961	1.042	.6961	.9530
#1	1.199	33.93	88.99	70.87	77360.	2254.
#2	1.345	34.25	88.13	69.74	78160.	2233.
#3	1.314	34.50	88.40	71.12	78400.	2276.
Check ?	Chk Pass	Chk Pass	Chk Pass	Chk Pass	Chk Pass	Chk Pass
High Limit						
Low Limit						

Elem	Mg2790	Mn2576	Na5895	Ni2316	Pb2203	Sb2068
Line	279.079 {121}	257.610 {131}	589.592 { 57}	231.604 {446}	220.353 {453}	206.833 {463}
IS Ref	(Y_3600)	(Y_3600)	(Y_3710)	(Y_2243)	(Y_2243)	(Y_2243)
Units	ppb	ppb	ppb	ppb	ppb	ppb
Avg	**6218.**	**1991.**	**274.0**	**55.42**	**521.8**	**1.773**
Stddev	27.	10.	4.0	.83	4.3	1.153
%RSD	.4384	.4778	1.459	1.498	.8295	65.06
#1	6217.	1982.	271.6	54.81	517.7	.4457
#2	6192.	1990.	278.6	55.08	521.5	2.339
#3	6246.	2001.	271.8	56.36	526.4	2.534
Check ?	Chk Pass	Chk Pass	Chk Pass	Chk Pass	Chk Pass	Chk Pass
High Limit						
Low Limit						

Sample Name: 460-111932-C-8-A@4 Acquired: 4/14/2016 19:14:08 Type: Unk
Method: sw04052016(v10) Mode: CONC Corr. Factor: 1.000000
User: admin Custom ID1: Custom ID2: Custom ID3:
Comment:

Elem	Se196	Tl1908	V_2924	Zn2062	B_2089	Mo2020
Line	196.090 {472}	190.856 {477}	292.402 {115}	206.200 {463}	208.959 {461}	202.030 {467}
IS Ref	(Y_2243)	(Y_2243)	(Y_3600)	(Y_2243)	(Y_2243)	(Y_2243)
Units	ppb	ppb	ppb	ppb	ppb	ppb
Avg	**8.594**	**.0385**	**124.4**	**337.1**	**6.946**	**3.622**
Stddev	2.335	.5746	1.0	2.2	.623	.086
%RSD	27.18	1494.	.8266	.6584	8.968	2.384
#1	11.26	-.4413	123.9	334.6	6.802	3.675
#2	6.892	-.1184	123.8	337.8	7.628	3.522
#3	7.632	.6752	125.6	338.8	6.408	3.668
Check ?	Chk Pass	Chk Pass	Chk Pass	Chk Pass	Chk Pass	Chk Pass
High Limit						
Low Limit						

Elem	Sn1899	Sr4077	Ti3349	Si2881
Line	189.989 {477}	407.771 { 83}	334.941 {101}	288.158 {117}
IS Ref	(Y_2243)	(Y_3710)	(Y_3600)	(Y_2243)
Units	ppb	ppb	ppb	ppb
Avg	**6.546**	**108.7**	**808.9**	**1621.**
Stddev	.292	.8	5.4	20.
%RSD	4.464	.7068	.6654	1.253
#1	6.638	108.2	803.7	1627.
#2	6.218	108.4	808.5	1638.
#3	6.780	109.6	814.4	1598.
Check ?	Chk Pass	Chk Pass	Chk Pass	Chk Pass
High Limit				
Low Limit				

Int. Std.	Y_2243	Y_3600	Y_3710
Line	224.306 {450}	360.073 { 94}	371.030 { 91}
Units	Cts/S	Cts/S	Cts/S
Avg	**3127.9**	**41556.**	**5704.3**
Stddev	14.1	330.	37.2
%RSD	.45096	.79440	.65279
#1	3111.6	41193.	5676.4
#2	3136.1	41634.	5746.6
#3	3136.0	41839.	5690.0

Sample Name: CCVL Acquired: 4/14/2016 19:26:21 Type: QC
Method: sw04052016(v10) Mode: CONC Corr. Factor: 1.000000
User: admin Custom ID1: Custom ID2: Custom ID3:
Comment:

Elem	Al3961	As1890	Ag3280	Ba2335	Be3130	Ca3181
Line	396.152 { 85}	189.042 {478}	328.068 {103}	233.527 {445}	313.042 {108}	318.128 {106}
IS Ref	(Y_3710)	(Y_2243)	(Y_3600)	(Y_2243)	(Y_3710)	(Y_3600)
Units	ppb	ppb	ppb	ppb	ppb	ppb
Avg	**205.3**	**13.35**	**9.766**	**217.0**	**1.986**	**5237.**
Stddev	2.3	1.08	.140	.7	.040	27.
%RSD	1.100	8.083	1.436	.3438	2.015	.5176
#1	203.0	13.43	9.725	217.3	1.963	5223.
#2	207.5	12.24	9.922	217.5	2.032	5268.
#3	205.3	14.39	9.651	216.1	1.962	5219.
Check ?	Chk Pass	Chk Pass	Chk Pass	Chk Pass	Chk Pass	Chk Pass
Value						
Range						

Elem	Cd2265	Co2286	Cr2677	Cu3247	Fe2714	K_7664
Line	226.502 {449}	228.616 {447}	267.716 {126}	324.754 {104}	271.441 {124}	766.490 { 44}
IS Ref	(Y_2243)	(Y_2243)	(Y_3600)	(Y_3600)	(Y_3600)	(Y_3710)
Units	ppb	ppb	ppb	ppb	ppb	ppb
Avg	**4.295**	**54.47**	**10.78**	**24.74**	**169.1**	**4815.**
Stddev	.065	.11	.19	.09	6.0	16.
%RSD	1.520	.1973	1.718	.3751	3.563	.3262
#1	4.220	54.44	10.63	24.74	176.1	4797.
#2	4.323	54.38	10.98	24.65	165.3	4821.
#3	4.342	54.59	10.71	24.83	166.1	4827.
Check ?	Chk Pass	Chk Pass	Chk Pass	Chk Pass	Chk Pass	Chk Pass
Value						
Range						

Elem	Mg2790	Mn2576	Na5895	Ni2316	Pb2203	Sb2068
Line	279.079 {121}	257.610 {131}	589.592 { 57}	231.604 {446}	220.353 {453}	206.833 {463}
IS Ref	(Y_3600)	(Y_3600)	(Y_3710)	(Y_2243)	(Y_2243)	(Y_2243)
Units	ppb	ppb	ppb	ppb	ppb	ppb
Avg	**4902.**	**16.56**	**4708.**	**44.87**	**10.37**	**19.27**
Stddev	26.	.04	34.	.24	1.11	1.32
%RSD	.5274	.2302	.7148	.5357	10.69	6.871
#1	4875.	16.53	4670.	45.08	10.51	20.34
#2	4926.	16.60	4724.	44.92	11.41	17.79
#3	4904.	16.54	4732.	44.60	9.202	19.68
Check ?	Chk Pass	Chk Pass	Chk Pass	Chk Pass	Chk Pass	Chk Pass
Value						
Range						

Sample Name: CCVL Acquired: 4/14/2016 19:26:21 Type: QC
Method: sw04052016(v10) Mode: CONC Corr. Factor: 1.000000
User: admin Custom ID1: Custom ID2: Custom ID3:
Comment:

Elem	Se196	Tl1908	V_2924	Zn2062	B_2089	Mo2020
Line	196.090 {472}	190.856 {477}	292.402 {115}	206.200 {463}	208.959 {461}	202.030 {467}
IS Ref	(Y_2243)	(Y_2243)	(Y_3600)	(Y_2243)	(Y_2243)	(Y_2243)
Units	ppb	ppb	ppb	ppb	ppb	ppb
Avg	**19.41**	**24.21**	**52.36**	**32.33**	**50.36**	**20.15**
Stddev	3.16	.79	.11	.35	.26	.11
%RSD	16.29	3.248	.2007	1.080	.5136	.5461
#1	22.75	25.11	52.24	32.26	50.09	20.22
#2	19.01	23.66	52.40	32.70	50.36	20.20
#3	16.47	23.86	52.44	32.01	50.61	20.02
Check ?	Chk Pass	Chk Pass	Chk Pass	Chk Pass	Chk Pass	Chk Pass
Value						
Range						

Elem	Sn1899	Sr4077	Ti3349	Si2881
Line	189.989 {477}	407.771 { 83}	334.941 {101}	288.158 {117}
IS Ref	(Y_2243)	(Y_3710)	(Y_3600)	(Y_2243)
Units	ppb	ppb	ppb	ppb
Avg	**52.80**	**20.74**	**20.50**	F **-4.095**
Stddev	.30	.04	.14	20.98
%RSD	.5617	.1965	.6957	512.5
#1	53.12	20.70	20.65	-27.64
#2	52.74	20.77	20.47	2.712
#3	52.54	20.76	20.37	12.64
Check ?	Chk Pass	Chk Pass	Chk Pass	Chk Fail
Value				200.0
Range				-30.50%

Int. Std.	Y_2243	Y_3600	Y_3710
Line	224.306 {450}	360.073 { 94}	371.030 { 91}
Units	Cts/S	Cts/S	Cts/S
Avg	**3038.8**	**40324.**	**5383.6**
Stddev	2.7	145.	38.8
%RSD	.09017	.35850	.72093
#1	3038.1	40258.	5406.5
#2	3036.4	40224.	5405.4
#3	3041.8	40490.	5338.8

Sample Name: 460-111932-C-1-A@4 Acquired: 4/14/2016 18:45:59 Type: Unk
Method: sw04052016(v10) Mode: CONC Corr. Factor: 1.000000
User: admin Custom ID1: Custom ID2: Custom ID3:
Comment:

Elem	Al3961	As1890	Ag3280	Ba2335	Be3130	Ca3181
Line	396.152 { 85}	189.042 {478}	328.068 {103}	233.527 {445}	313.042 {108}	318.128 {106}
IS Ref	(Y_3710)	(Y_2243)	(Y_3600)	(Y_2243)	(Y_3710)	(Y_3600)
Units	ppb	ppb	ppb	ppb	ppb	ppb
Avg	**50120.**	**32.43**	**.0960**	**448.7**	**2.117**	**6537.**
Stddev	285.	2.84	.5492	.8	.099	48.
%RSD	.5677	8.754	572.0	.1739	4.697	.7383
#1	50370.	30.08	-.0450	449.6	2.220	6574.
#2	49810.	31.62	-.3690	448.3	2.021	6553.
#3	50170.	35.58	.7020	448.2	2.109	6482.
Check ?	Chk Pass	Chk Pass	Chk Pass	Chk Pass	Chk Pass	Chk Pass
High Limit						
Low Limit						

Elem	Cd2265	Co2286	Cr2677	Cu3247	Fe2714	K_7664
Line	226.502 {449}	228.616 {447}	267.716 {126}	324.754 {104}	271.441 {124}	766.490 { 44}
IS Ref	(Y_2243)	(Y_2243)	(Y_3600)	(Y_3600)	(Y_3600)	(Y_3710)
Units	ppb	ppb	ppb	ppb	ppb	ppb
Avg	**.8444**	**40.25**	**247.9**	**133.9**	**83950.**	**6146.**
Stddev	.0454	.18	1.6	.4	108.	17.
%RSD	5.377	.4554	.6433	.2895	.1285	.2786
#1	.8756	40.45	249.3	133.7	83900.	6151.
#2	.7923	40.10	248.3	134.4	84080.	6127.
#3	.8654	40.20	246.2	133.7	83880.	6160.
Check ?	Chk Pass	Chk Pass	Chk Pass	Chk Pass	Chk Pass	Chk Pass
High Limit						
Low Limit						

Elem	Mg2790	Mn2576	Na5895	Ni2316	Pb2203	Sb2068
Line	279.079 {121}	257.610 {131}	589.592 { 57}	231.604 {446}	220.353 {453}	206.833 {463}
IS Ref	(Y_3600)	(Y_3600)	(Y_3710)	(Y_2243)	(Y_2243)	(Y_2243)
Units	ppb	ppb	ppb	ppb	ppb	ppb
Avg	**28620.**	**1445.**	**323.0**	**91.63**	**1024.**	**3.851**
Stddev	56.	5.	5.8	.06	2.	1.569
%RSD	.1955	.3239	1.805	.0659	.2235	40.75
#1	28680.	1450.	329.6	91.64	1026.	2.824
#2	28570.	1442.	320.4	91.57	1022.	5.658
#3	28620.	1441.	318.8	91.69	1025.	3.072
Check ?	Chk Pass	Chk Pass	Chk Pass	Chk Pass	Chk Pass	Chk Pass
High Limit						
Low Limit						

Sample Name: 460-111932-C-1-A@4 Acquired: 4/14/2016 18:45:59 Type: Unk
Method: sw04052016(v10) Mode: CONC Corr. Factor: 1.000000
User: admin Custom ID1: Custom ID2: Custom ID3:
Comment:

Elem	Se196	Tl1908	V_2924	Zn2062	B_2089	Mo2020
Line	196.090 {472}	190.856 {477}	292.402 {115}	206.200 {463}	208.959 {461}	202.030 {467}
IS Ref	(Y_2243)	(Y_2243)	(Y_3600)	(Y_2243)	(Y_2243)	(Y_2243)
Units	ppb	ppb	ppb	ppb	ppb	ppb
Avg	**7.310**	**-2.066**	**162.6**	**665.2**	**5.049**	**4.650**
Stddev	.372	3.287	1.1	.6	.089	.356
%RSD	5.093	159.1	.6744	.0828	1.759	7.666
#1	7.420	.7466	162.3	665.8	4.947	4.294
#2	6.896	-5.679	163.8	665.2	5.113	4.650
#3	7.616	-1.266	161.7	664.7	5.086	5.007
Check ?	Chk Pass	Chk Pass	Chk Pass	Chk Pass	Chk Pass	Chk Pass
High Limit						
Low Limit						

Elem	Sn1899	Sr4077	Ti3349	Si2881
Line	189.989 {477}	407.771 { 83}	334.941 {101}	288.158 {117}
IS Ref	(Y_2243)	(Y_3710)	(Y_3600)	(Y_2243)
Units	ppb	ppb	ppb	ppb
Avg	**19.31**	**28.40**	**1449.**	**1966.**
Stddev	.33	.04	3.	11.
%RSD	1.712	.1322	.1778	.5434
#1	18.94	28.36	1446.	1958.
#2	19.43	28.40	1450.	1962.
#3	19.57	28.44	1451.	1978.
Check ?	Chk Pass	Chk Pass	Chk Pass	Chk Pass
High Limit				
Low Limit				

Int. Std.	Y_2243	Y_3600	Y_3710
Line	224.306 {450}	360.073 { 94}	371.030 { 91}
Units	Cts/S	Cts/S	Cts/S
Avg	**3060.1**	**41041.**	**5657.6**
Stddev	13.9	329.	69.8
%RSD	.45410	.80248	1.2334
#1	3044.1	40670.	5585.1
#2	3069.4	41151.	5724.3
#3	3066.9	41301.	5663.4

Sample Name: 460-111932-C-2-A@4 Acquired: 4/14/2016 18:49:59 Type: Unk
Method: sw04052016(v10) Mode: CONC Corr. Factor: 1.000000
User: admin Custom ID1: Custom ID2: Custom ID3:
Comment:

Elem	Al3961	As1890	Ag3280	Ba2335	Be3130	Ca3181
Line	396.152 { 85}	189.042 {478}	328.068 {103}	233.527 {445}	313.042 {108}	318.128 {106}
IS Ref	(Y_3710)	(Y_2243)	(Y_3600)	(Y_2243)	(Y_3710)	(Y_3600)
Units	ppb	ppb	ppb	ppb	ppb	ppb
Avg	**38690.**	**88.74**	**1.160**	**1182.**	**2.338**	**11160.**
Stddev	234.	1.43	.092	2.	.055	37.
%RSD	.6046	1.614	7.966	.1335	2.372	.3324
#1	38490.	87.53	1.101	1183.	2.353	11120.
#2	38640.	88.36	1.266	1181.	2.384	11180.
#3	38950.	90.32	1.112	1184.	2.276	11180.
Check ?	Chk Pass	Chk Pass	Chk Pass	Chk Pass	Chk Pass	Chk Pass
High Limit						
Low Limit						

Elem	Cd2265	Co2286	Cr2677	Cu3247	Fe2714	K_7664
Line	226.502 {449}	228.616 {447}	267.716 {126}	324.754 {104}	271.441 {124}	766.490 { 44}
IS Ref	(Y_2243)	(Y_2243)	(Y_3600)	(Y_3600)	(Y_3600)	(Y_3710)
Units	ppb	ppb	ppb	ppb	ppb	ppb
Avg	**1.189**	**42.23**	**108.4**	**334.1**	**86720.**	**2230.**
Stddev	.025	.23	.5	.5	246.	47.
%RSD	2.111	.5418	.4587	.1489	.2841	2.094
#1	1.195	42.18	108.1	333.9	86620.	2178.
#2	1.161	42.02	108.1	333.8	86530.	2268.
#3	1.210	42.47	109.0	334.7	87000.	2245.
Check ?	Chk Pass	Chk Pass	Chk Pass	Chk Pass	Chk Pass	Chk Pass
High Limit						
Low Limit						

Elem	Mg2790	Mn2576	Na5895	Ni2316	Pb2203	Sb2068
Line	279.079 {121}	257.610 {131}	589.592 { 57}	231.604 {446}	220.353 {453}	206.833 {463}
IS Ref	(Y_3600)	(Y_3600)	(Y_3710)	(Y_2243)	(Y_2243)	(Y_2243)
Units	ppb	ppb	ppb	ppb	ppb	ppb
Avg	**8070.**	**1371.**	**848.1**	**63.37**	**1606.**	**5.830**
Stddev	25.	2.	13.7	.14	9.	.362
%RSD	.3064	.1700	1.619	.2198	.5693	6.218
#1	8042.	1369.	840.1	63.30	1597.	6.244
#2	8079.	1373.	840.2	63.29	1606.	5.571
#3	8090.	1373.	863.9	63.53	1616.	5.674
Check ?	Chk Pass	Chk Pass	Chk Pass	Chk Pass	Chk Pass	Chk Pass
High Limit						
Low Limit						

Sample Name: 460-111932-C-2-A@4 Acquired: 4/14/2016 18:49:59 Type: Unk
Method: sw04052016(v10) Mode: CONC Corr. Factor: 1.000000
User: admin Custom ID1: Custom ID2: Custom ID3:
Comment:

Elem	Se196	Tl1908	V_2924	Zn2062	B_2089	Mo2020
Line	196.090 {472}	190.856 {477}	292.402 {115}	206.200 {463}	208.959 {461}	202.030 {467}
IS Ref	(Y_2243)	(Y_2243)	(Y_3600)	(Y_2243)	(Y_2243)	(Y_2243)
Units	ppb	ppb	ppb	ppb	ppb	ppb
Avg	**8.156**	**-1.884**	**142.7**	**816.3**	**9.023**	**7.705**
Stddev	1.309	1.555	.9	5.4	.581	.147
%RSD	16.05	82.51	.6583	.6663	6.441	1.910
#1	7.998	-.4722	142.1	811.4	9.455	7.873
#2	9.536	-1.630	142.2	815.3	8.362	7.599
#3	6.933	-3.551	143.8	822.1	9.251	7.642
Check ?	Chk Pass	Chk Pass	Chk Pass	Chk Pass	Chk Pass	Chk Pass
High Limit						
Low Limit						

Elem	Sn1899	Sr4077	Ti3349	Si2881
Line	189.989 {477}	407.771 { 83}	334.941 {101}	288.158 {117}
IS Ref	(Y_2243)	(Y_3710)	(Y_3600)	(Y_2243)
Units	ppb	ppb	ppb	ppb
Avg	**33.51**	**74.76**	**1118.**	**1548.**
Stddev	.36	.15	2.	31.
%RSD	1.080	.1954	.1916	1.977
#1	33.10	74.60	1117.	1573.
#2	33.66	74.79	1116.	1514.
#3	33.77	74.89	1120.	1556.
Check ?	Chk Pass	Chk Pass	Chk Pass	Chk Pass
High Limit				
Low Limit				

Int. Std.	Y_2243	Y_3600	Y_3710
Line	224.306 {450}	360.073 { 94}	371.030 { 91}
Units	Cts/S	Cts/S	Cts/S
Avg	**3123.9**	**41344.**	**5709.9**
Stddev	10.5	159.	49.3
%RSD	.33559	.38419	.86321
#1	3111.8	41306.	5766.8
#2	3129.3	41207.	5679.3
#3	3130.5	41518.	5683.7

Sample Name: 460-111932-C-15-A@4 Acquired: 4/14/2016 19:50:36 Type: Unk
Method: sw04052016(v10) Mode: CONC Corr. Factor: 1.000000
User: admin Custom ID1: Custom ID2: Custom ID3:
Comment:

Elem	Al3961	As1890	Ag3280	Ba2335	Be3130	Ca3181
Line	396.152 { 85}	189.042 {478}	328.068 {103}	233.527 {445}	313.042 {108}	318.128 {106}
IS Ref	(Y_3710)	(Y_2243)	(Y_3600)	(Y_2243)	(Y_3710)	(Y_3600)
Units	ppb	ppb	ppb	ppb	ppb	ppb
Avg	**34520.**	**59.51**	**.9409**	**290.5**	**1.775**	**5510.**
Stddev	218.	1.44	.6145	.8	.115	10.
%RSD	.6319	2.420	65.31	.2822	6.478	.1810
#1	34310.	60.99	.7899	289.9	1.642	5517.
#2	34750.	58.12	1.617	290.3	1.841	5498.
#3	34490.	59.44	.4159	291.5	1.841	5514.
Check ?	Chk Pass	Chk Pass	Chk Pass	Chk Pass	Chk Pass	Chk Pass
High Limit						
Low Limit						

Elem	Cd2265	Co2286	Cr2677	Cu3247	Fe2714	K_7664
Line	226.502 {449}	228.616 {447}	267.716 {126}	324.754 {104}	271.441 {124}	766.490 { 44}
IS Ref	(Y_2243)	(Y_2243)	(Y_3600)	(Y_3600)	(Y_3600)	(Y_3710)
Units	ppb	ppb	ppb	ppb	ppb	ppb
Avg	**1.024**	**37.35**	**79.22**	**144.7**	**65970.**	**1125.**
Stddev	.205	.27	.31	1.2	86.	21.
%RSD	20.04	.7346	.3956	.8460	.1309	1.823
#1	.8310	37.04	78.99	145.2	65880.	1102.
#2	1.002	37.54	79.58	143.3	66040.	1140.
#3	1.240	37.47	79.09	145.5	66000.	1133.
Check ?	Chk Pass	Chk Pass	Chk Pass	Chk Pass	Chk Pass	Chk Pass
High Limit						
Low Limit						

Elem	Mg2790	Mn2576	Na5895	Ni2316	Pb2203	Sb2068
Line	279.079 {121}	257.610 {131}	589.592 { 57}	231.604 {446}	220.353 {453}	206.833 {463}
IS Ref	(Y_3600)	(Y_3600)	(Y_3710)	(Y_2243)	(Y_2243)	(Y_2243)
Units	ppb	ppb	ppb	ppb	ppb	ppb
Avg	**3880.**	**1065.**	**154.6**	**49.96**	**555.7**	**3.456**
Stddev	12.	2.	11.8	.05	1.2	.734
%RSD	.3118	.2209	7.660	.1006	.2223	21.24
#1	3894.	1064.	146.4	49.99	555.4	3.644
#2	3872.	1068.	149.3	49.98	554.7	4.079
#3	3873.	1063.	168.2	49.90	557.1	2.647
Check ?	Chk Pass	Chk Pass	Chk Pass	Chk Pass	Chk Pass	Chk Pass
High Limit						
Low Limit						

Sample Name: 460-111932-C-15-A@4 Acquired: 4/14/2016 19:50:36 Type: Unk
Method: sw04052016(v10) Mode: CONC Corr. Factor: 1.000000
User: admin Custom ID1: Custom ID2: Custom ID3:
Comment:

Elem	Se196	Tl1908	V_2924	Zn2062	B_2089	Mo2020
Line	196.090 {472}	190.856 {477}	292.402 {115}	206.200 {463}	208.959 {461}	202.030 {467}
IS Ref	(Y_2243)	(Y_2243)	(Y_3600)	(Y_2243)	(Y_2243)	(Y_2243)
Units	ppb	ppb	ppb	ppb	ppb	ppb
Avg	**6.165**	**-.9469**	**96.02**	**621.8**	**6.848**	**2.377**
Stddev	2.167	.5721	.80	1.1	.422	.088
%RSD	35.16	60.42	.8353	.1693	6.167	3.687
#1	8.249	-1.302	96.49	620.7	6.507	2.425
#2	6.322	-.2869	95.10	622.8	6.717	2.276
#3	3.923	-1.252	96.48	622.0	7.320	2.431
Check ?	Chk Pass	Chk Pass	Chk Pass	Chk Pass	Chk Pass	Chk Pass
High Limit						
Low Limit						

Elem	Sn1899	Sr4077	Ti3349	Si2881
Line	189.989 {477}	407.771 { 83}	334.941 {101}	288.158 {117}
IS Ref	(Y_2243)	(Y_3710)	(Y_3600)	(Y_2243)
Units	ppb	ppb	ppb	ppb
Avg	**13.69**	**25.90**	**677.2**	**1161.**
Stddev	1.17	.05	.9	15.
%RSD	8.560	.1758	.1385	1.312
#1	15.04	25.88	677.2	1162.
#2	12.93	25.95	676.2	1145.
#3	13.10	25.87	678.1	1176.
Check ?	Chk Pass	Chk Pass	Chk Pass	Chk Pass
High Limit				
Low Limit				

Int. Std.	Y_2243	Y_3600	Y_3710
Line	224.306 {450}	360.073 { 94}	371.030 { 91}
Units	Cts/S	Cts/S	Cts/S
Avg	**3101.6**	**41340.**	**5586.6**
Stddev	6.8	48.	38.5
%RSD	.22074	.11527	.68940
#1	3094.9	41325.	5613.4
#2	3108.6	41302.	5542.5
#3	3101.4	41393.	5603.9

Sample Name: 460-111932-C-17-A@4 Acquired: 4/14/2016 19:58:46 Type: Unk
Method: sw04052016(v10) Mode: CONC Corr. Factor: 1.000000
User: admin Custom ID1: Custom ID2: Custom ID3:
Comment:

Elem	Al3961	As1890	Ag3280	Ba2335	Be3130	Ca3181
Line	396.152 { 85}	189.042 {478}	328.068 {103}	233.527 {445}	313.042 {108}	318.128 {106}
IS Ref	(Y_3710)	(Y_2243)	(Y_3600)	(Y_2243)	(Y_3710)	(Y_3600)
Units	ppb	ppb	ppb	ppb	ppb	ppb
Avg	**42410.**	**226.9**	**.6312**	**406.5**	**2.151**	**8496.**
Stddev	149.	2.8	.5266	.5	.013	50.
%RSD	.3520	1.241	83.44	.1182	.6193	.5870
#1	42510.	229.9	.3504	406.8	2.140	8443.
#2	42240.	224.2	.3044	405.9	2.166	8542.
#3	42470.	226.5	1.239	406.7	2.148	8502.
Check ?	Chk Pass	Chk Pass	Chk Pass	Chk Pass	Chk Pass	Chk Pass
High Limit						
Low Limit						

Elem	Cd2265	Co2286	Cr2677	Cu3247	Fe2714	K_7664
Line	226.502 {449}	228.616 {447}	267.716 {126}	324.754 {104}	271.441 {124}	766.490 { 44}
IS Ref	(Y_2243)	(Y_2243)	(Y_3600)	(Y_3600)	(Y_3600)	(Y_3710)
Units	ppb	ppb	ppb	ppb	ppb	ppb
Avg	**1.141**	**34.29**	**105.9**	**128.7**	**76280.**	**2308.**
Stddev	.079	.19	.6	.9	295.	10.
%RSD	6.917	.5401	.5732	.6701	.3865	.4544
#1	1.062	34.08	105.4	129.7	76010.	2317.
#2	1.219	34.42	105.7	128.4	76240.	2310.
#3	1.142	34.38	106.6	128.1	76600.	2296.
Check ?	Chk Pass	Chk Pass	Chk Pass	Chk Pass	Chk Pass	Chk Pass
High Limit						
Low Limit						

Elem	Mg2790	Mn2576	Na5895	Ni2316	Pb2203	Sb2068
Line	279.079 {121}	257.610 {131}	589.592 { 57}	231.604 {446}	220.353 {453}	206.833 {463}
IS Ref	(Y_3600)	(Y_3600)	(Y_3710)	(Y_2243)	(Y_2243)	(Y_2243)
Units	ppb	ppb	ppb	ppb	ppb	ppb
Avg	**8223.**	**1216.**	**257.7**	**61.17**	**648.6**	**2.744**
Stddev	25.	4.	6.1	.58	4.4	1.550
%RSD	.3052	.3116	2.370	.9498	.6788	56.49
#1	8249.	1212.	260.1	60.78	643.5	4.521
#2	8198.	1218.	262.2	61.84	650.6	1.665
#3	8224.	1219.	250.7	60.89	651.5	2.047
Check ?	Chk Pass	Chk Pass	Chk Pass	Chk Pass	Chk Pass	Chk Pass
High Limit						
Low Limit						

Sample Name: 460-111932-C-17-A@4 Acquired: 4/14/2016 19:58:46 Type: Unk
Method: sw04052016(v10) Mode: CONC Corr. Factor: 1.000000
User: admin Custom ID1: Custom ID2: Custom ID3:
Comment:

Elem	Se196	Tl1908	V_2924	Zn2062	B_2089	Mo2020
Line	196.090 {472}	190.856 {477}	292.402 {115}	206.200 {463}	208.959 {461}	202.030 {467}
IS Ref	(Y_2243)	(Y_2243)	(Y_3600)	(Y_2243)	(Y_2243)	(Y_2243)
Units	ppb	ppb	ppb	ppb	ppb	ppb
Avg	**7.528**	**-.9165**	**126.5**	**783.5**	**17.60**	**3.025**
Stddev	1.150	.2306	.8	5.2	.52	.300
%RSD	15.28	25.16	.6502	.6693	2.981	9.907
#1	8.233	-1.169	127.5	777.5	17.79	3.371
#2	6.200	-.8644	126.1	785.9	17.00	2.848
#3	8.149	-.7164	126.0	787.2	18.00	2.855
Check ?	Chk Pass	Chk Pass	Chk Pass	Chk Pass	Chk Pass	Chk Pass
High Limit						
Low Limit						

Elem	Sn1899	Sr4077	Ti3349	Si2881
Line	189.989 {477}	407.771 { 83}	334.941 {101}	288.158 {117}
IS Ref	(Y_2243)	(Y_3710)	(Y_3600)	(Y_2243)
Units	ppb	ppb	ppb	ppb
Avg	**16.73**	**53.78**	**1194.**	**1584.**
Stddev	.70	.02	2.	8.
%RSD	4.198	.0431	.1765	.4804
#1	17.43	53.77	1193.	1577.
#2	16.74	53.76	1192.	1584.
#3	16.02	53.80	1196.	1592.
Check ?	Chk Pass	Chk Pass	Chk Pass	Chk Pass
High Limit				
Low Limit				

Int. Std.	Y_2243	Y_3600	Y_3710
Line	224.306 {450}	360.073 { 94}	371.030 { 91}
Units	Cts/S	Cts/S	Cts/S
Avg	**3061.5**	**40675.**	**5527.4**
Stddev	15.1	96.	9.5
%RSD	.49425	.23512	.17236
#1	3045.5	40580.	5525.4
#2	3063.4	40771.	5519.0
#3	3075.6	40674.	5537.7

Sample Name: 460-111932-D-18-A@4 Acquired: 4/14/2016 20:02:49 Type: Unk
Method: sw04052016(v10) Mode: CONC Corr. Factor: 1.000000
User: admin Custom ID1: Custom ID2: Custom ID3:
Comment:

Elem	Al3961	As1890	Ag3280	Ba2335	Be3130	Ca3181
Line	396.152 { 85}	189.042 {478}	328.068 {103}	233.527 {445}	313.042 {108}	318.128 {106}
IS Ref	(Y_3710)	(Y_2243)	(Y_3600)	(Y_2243)	(Y_3710)	(Y_3600)
Units	ppb	ppb	ppb	ppb	ppb	ppb
Avg	**41750.**	**110.9**	**.5896**	**423.6**	**2.360**	**19270.**
Stddev	329.	2.3	.3033	.5	.012	49.
%RSD	.7868	2.059	51.44	.1133	.5207	.2564
#1	41380.	109.5	.3244	423.3	2.373	19230.
#2	42010.	109.7	.9202	424.2	2.348	19270.
#3	41850.	113.5	.5241	423.5	2.358	19330.
Check ?	Chk Pass	Chk Pass	Chk Pass	Chk Pass	Chk Pass	Chk Pass
High Limit						
Low Limit						

Elem	Cd2265	Co2286	Cr2677	Cu3247	Fe2714	K_7664
Line	226.502 {449}	228.616 {447}	267.716 {126}	324.754 {104}	271.441 {124}	766.490 { 44}
IS Ref	(Y_2243)	(Y_2243)	(Y_3600)	(Y_3600)	(Y_3600)	(Y_3710)
Units	ppb	ppb	ppb	ppb	ppb	ppb
Avg	**.2696**	**34.83**	**122.0**	**134.8**	**83930.**	**2604.**
Stddev	.0647	.13	.4	.5	211.	27.
%RSD	23.99	.3721	.3255	.3826	.2510	1.025
#1	.2066	34.68	121.6	134.7	83770.	2589.
#2	.2663	34.92	122.0	135.3	83840.	2589.
#3	.3358	34.89	122.4	134.3	84160.	2635.
Check ?	Chk Pass	Chk Pass	Chk Pass	Chk Pass	Chk Pass	Chk Pass
High Limit						
Low Limit						

Elem	Mg2790	Mn2576	Na5895	Ni2316	Pb2203	Sb2068
Line	279.079 {121}	257.610 {131}	589.592 { 57}	231.604 {446}	220.353 {453}	206.833 {463}
IS Ref	(Y_3600)	(Y_3600)	(Y_3710)	(Y_2243)	(Y_2243)	(Y_2243)
Units	ppb	ppb	ppb	ppb	ppb	ppb
Avg	**13560.**	**879.0**	**281.2**	**65.49**	**712.3**	**2.272**
Stddev	49.	1.7	11.8	.51	1.6	.196
%RSD	.3632	.1905	4.181	.7711	.2236	8.637
#1	13510.	877.1	279.2	65.22	714.2	2.065
#2	13560.	879.8	293.8	66.07	711.6	2.456
#3	13610.	880.1	270.5	65.18	711.3	2.293
Check ?	Chk Pass	Chk Pass	Chk Pass	Chk Pass	Chk Pass	Chk Pass
High Limit						
Low Limit						

Sample Name: 460-111932-D-18-A@4 Acquired: 4/14/2016 20:02:49 Type: Unk
Method: sw04052016(v10) Mode: CONC Corr. Factor: 1.000000
User: admin Custom ID1: Custom ID2: Custom ID3:
Comment:

Elem	Se196	Tl1908	V_2924	Zn2062	B_2089	Mo2020
Line	196.090 {472}	190.856 {477}	292.402 {115}	206.200 {463}	208.959 {461}	202.030 {467}
IS Ref	(Y_2243)	(Y_2243)	(Y_3600)	(Y_2243)	(Y_2243)	(Y_2243)
Units	ppb	ppb	ppb	ppb	ppb	ppb
Avg	**7.354**	**-1.409**	**132.4**	**820.8**	**8.470**	**3.279**
Stddev	1.235	1.982	.3	1.7	.631	.160
%RSD	16.79	140.6	.2545	.2109	7.456	4.885
#1	5.928	-3.486	132.1	819.1	7.913	3.259
#2	8.099	.4621	132.7	822.5	9.156	3.448
#3	8.033	-1.204	132.4	821.0	8.341	3.130
Check ?	Chk Pass	Chk Pass	Chk Pass	Chk Pass	Chk Pass	Chk Pass
High Limit						
Low Limit						

Elem	Sn1899	Sr4077	Ti3349	Si2881
Line	189.989 {477}	407.771 { 83}	334.941 {101}	288.158 {117}
IS Ref	(Y_2243)	(Y_3710)	(Y_3600)	(Y_2243)
Units	ppb	ppb	ppb	ppb
Avg	**26.05**	**78.63**	**1400.**	**1601.**
Stddev	1.09	.68	3.	25.
%RSD	4.172	.8674	.1817	1.532
#1	27.30	78.15	1398.	1598.
#2	25.36	79.41	1401.	1627.
#3	25.48	78.33	1403.	1578.
Check ?	Chk Pass	Chk Pass	Chk Pass	Chk Pass
High Limit				
Low Limit				

Int. Std.	Y_2243	Y_3600	Y_3710
Line	224.306 {450}	360.073 { 94}	371.030 { 91}
Units	Cts/S	Cts/S	Cts/S
Avg	**3105.0**	**41346.**	**5555.6**
Stddev	8.4	44.	19.6
%RSD	.27080	.10534	.35329
#1	3096.0	41396.	5578.2
#2	3106.3	41313.	5544.5
#3	3112.7	41331.	5543.9

Sample Name: 460-111932-C-4-A@4 Acquired: 4/14/2016 18:58:01 Type: Unk
Method: sw04052016(v10) Mode: CONC Corr. Factor: 1.000000
User: admin Custom ID1: Custom ID2: Custom ID3:
Comment:

Elem	Al3961	As1890	Ag3280	Ba2335	Be3130	Ca3181
Line	396.152 { 85}	189.042 {478}	328.068 {103}	233.527 {445}	313.042 {108}	318.128 {106}
IS Ref	(Y_3710)	(Y_2243)	(Y_3600)	(Y_2243)	(Y_3710)	(Y_3600)
Units	ppb	ppb	ppb	ppb	ppb	ppb
Avg	**36620.**	**13.00**	**-.2861**	**223.9**	**1.710**	**3592.**
Stddev	327.	1.47	.3910	.7	.023	21.
%RSD	.8926	11.31	136.7	.2925	1.365	.5709
#1	36950.	13.44	.0672	224.7	1.699	3572.
#2	36620.	11.36	-.7062	223.5	1.694	3592.
#3	36300.	14.20	-.2192	223.5	1.736	3613.
Check ?	Chk Pass	Chk Pass	Chk Pass	Chk Pass	Chk Pass	Chk Pass
High Limit						
Low Limit						

Elem	Cd2265	Co2286	Cr2677	Cu3247	Fe2714	K_7664
Line	226.502 {449}	228.616 {447}	267.716 {126}	324.754 {104}	271.441 {124}	766.490 { 44}
IS Ref	(Y_2243)	(Y_2243)	(Y_3600)	(Y_3600)	(Y_3600)	(Y_3710)
Units	ppb	ppb	ppb	ppb	ppb	ppb
Avg	**-.5181**	**17.93**	**76.03**	**66.95**	**58830.**	**1779.**
Stddev	.0397	.08	.48	.66	71.	5.
%RSD	7.669	.4233	.6300	.9876	.1206	.2968
#1	-.5013	17.97	75.59	67.22	58750.	1775.
#2	-.4895	17.84	75.97	67.44	58890.	1785.
#3	-.5634	17.97	76.54	66.20	58840.	1778.
Check ?	Chk Pass	Chk Pass	Chk Pass	Chk Pass	Chk Pass	Chk Pass
High Limit						
Low Limit						

Elem	Mg2790	Mn2576	Na5895	Ni2316	Pb2203	Sb2068
Line	279.079 {121}	257.610 {131}	589.592 { 57}	231.604 {446}	220.353 {453}	206.833 {463}
IS Ref	(Y_3600)	(Y_3600)	(Y_3710)	(Y_2243)	(Y_2243)	(Y_2243)
Units	ppb	ppb	ppb	ppb	ppb	ppb
Avg	**4933.**	**434.7**	**237.5**	**39.50**	**165.8**	**1.620**
Stddev	25.	1.3	7.8	.04	1.0	.678
%RSD	.4975	.3073	3.299	.0920	.6084	41.86
#1	4915.	433.6	238.5	39.50	164.7	1.483
#2	4961.	434.3	229.2	39.47	166.6	1.021
#3	4923.	436.2	244.8	39.54	166.1	2.356
Check ?	Chk Pass	Chk Pass	Chk Pass	Chk Pass	Chk Pass	Chk Pass
High Limit						
Low Limit						

Sample Name: 460-111932-C-4-A@4 Acquired: 4/14/2016 18:58:01 Type: Unk
Method: sw04052016(v10) Mode: CONC Corr. Factor: 1.000000
User: admin Custom ID1: Custom ID2: Custom ID3:
Comment:

Elem	Se196	Tl1908	V_2924	Zn2062	B_2089	Mo2020
Line	196.090 {472}	190.856 {477}	292.402 {115}	206.200 {463}	208.959 {461}	202.030 {467}
IS Ref	(Y_2243)	(Y_2243)	(Y_3600)	(Y_2243)	(Y_2243)	(Y_2243)
Units	ppb	ppb	ppb	ppb	ppb	ppb
Avg	**6.767**	**-.9949**	**102.2**	**200.7**	**2.654**	**2.320**
Stddev	4.333	1.111	.4	1.7	.934	.137
%RSD	64.03	111.6	.3947	.8288	35.19	5.910
#1	4.519	-2.270	101.8	199.6	1.582	2.391
#2	11.76	-.2338	102.5	199.8	3.295	2.162
#3	4.020	-.4815	102.3	202.6	3.085	2.406
Check ?	Chk Pass	Chk Pass	Chk Pass	Chk Pass	Chk Pass	Chk Pass
High Limit						
Low Limit						

Elem	Sn1899	Sr4077	Ti3349	Si2881
Line	189.989 {477}	407.771 { 83}	334.941 {101}	288.158 {117}
IS Ref	(Y_2243)	(Y_3710)	(Y_3600)	(Y_2243)
Units	ppb	ppb	ppb	ppb
Avg	**4.640**	**30.05**	**891.6**	**1293.**
Stddev	.185	.09	.2	10.
%RSD	3.978	.3101	.0239	.7506
#1	4.539	30.15	891.7	1293.
#2	4.528	29.97	891.7	1283.
#3	4.853	30.02	891.3	1302.
Check ?	Chk Pass	Chk Pass	Chk Pass	Chk Pass
High Limit				
Low Limit				

Int. Std.	Y_2243	Y_3600	Y_3710
Line	224.306 {450}	360.073 { 94}	371.030 { 91}
Units	Cts/S	Cts/S	Cts/S
Avg	**3086.7**	**41355.**	**5730.0**
Stddev	3.2	78.	20.8
%RSD	.10502	.18899	.36240
#1	3088.5	41328.	5707.7
#2	3088.6	41443.	5733.5
#3	3082.9	41295.	5748.8

Sample Name: CCB Acquired: 4/14/2016 20:14:55 Type: QC
Method: sw04052016(v10) Mode: CONC Corr. Factor: 1.000000
User: admin Custom ID1: Custom ID2: Custom ID3:
Comment:

Elem	Al3961	As1890	Ag3280	Ba2335	Be3130	Ca3181
Line	396.152 { 85}	189.042 {478}	328.068 {103}	233.527 {445}	313.042 {108}	318.128 {106}
IS Ref	(Y_3710)	(Y_2243)	(Y_3600)	(Y_2243)	(Y_3710)	(Y_3600)
Units	ppb	ppb	ppb	ppb	ppb	ppb
Avg	**5.717**	**-1.774**	**.2889**	**-.1225**	**-.0389**	**-9.274**
Stddev	9.338	2.152	.5403	.0895	.0898	3.846
%RSD	163.3	121.3	187.0	73.06	230.6	41.47
#1	8.180	-.4956	.8509	-.0942	-.1051	-12.46
#2	-4.605	-4.258	.2423	-.2228	.0633	-5.000
#3	13.58	-.5678	-.2266	-.0506	-.0750	-10.37
Check ?	Chk Pass	Chk Pass	Chk Pass	Chk Pass	Chk Pass	Chk Pass
High Limit						
Low Limit						

Elem	Cd2265	Co2286	Cr2677	Cu3247	Fe2714	K_7664
Line	226.502 {449}	228.616 {447}	267.716 {126}	324.754 {104}	271.441 {124}	766.490 { 44}
IS Ref	(Y_2243)	(Y_2243)	(Y_3600)	(Y_3600)	(Y_3600)	(Y_3710)
Units	ppb	ppb	ppb	ppb	ppb	ppb
Avg	**-.0960**	**-.1210**	**.6977**	**-.0125**	**-1.778**	**3.511**
Stddev	.0748	.0277	.4143	.2449	12.24	36.42
%RSD	77.90	22.93	59.39	1958.	688.3	1037.
#1	-.0637	-.1490	.8479	-.2353	-15.68	-23.34
#2	-.1815	-.0935	.2292	.2497	2.991	44.97
#3	-.0428	-.1204	1.016	-.0519	7.359	-11.10
Check ?	Chk Pass	Chk Pass	Chk Pass	Chk Pass	Chk Pass	Chk Pass
High Limit						
Low Limit						

Elem	Mg2790	Mn2576	Na5895	Ni2316	Pb2203	Sb2068
Line	279.079 {121}	257.610 {131}	589.592 { 57}	231.604 {446}	220.353 {453}	206.833 {463}
IS Ref	(Y_3600)	(Y_3600)	(Y_3710)	(Y_2243)	(Y_2243)	(Y_2243)
Units	ppb	ppb	ppb	ppb	ppb	ppb
Avg	**-3.175**	**-.0259**	**.2353**	**-.1593**	**-.6660**	**.6997**
Stddev	4.707	.1121	8.923	.2734	1.425	1.181
%RSD	148.2	433.3	3792.	171.6	213.9	168.7
#1	1.113	.0421	8.119	-.3915	-1.899	1.681
#2	-2.426	-.1552	2.039	.1420	.8934	1.028
#3	-8.213	.0355	-9.452	-.2284	-.9926	-.6104
Check ?	Chk Pass	Chk Pass	Chk Pass	Chk Pass	Chk Pass	Chk Pass
High Limit						
Low Limit						

Sample Name: CCB Acquired: 4/14/2016 20:14:55 Type: QC
Method: sw04052016(v10) Mode: CONC Corr. Factor: 1.000000
User: admin Custom ID1: Custom ID2: Custom ID3:
Comment:

Elem	Se196	Tl1908	V_2924	Zn2062	B_2089	Mo2020
Line	196.090 {472}	190.856 {477}	292.402 {115}	206.200 {463}	208.959 {461}	202.030 {467}
IS Ref	(Y_2243)	(Y_2243)	(Y_3600)	(Y_2243)	(Y_2243)	(Y_2243)
Units	ppb	ppb	ppb	ppb	ppb	ppb
Avg	**.8761**	**-.0313**	**.0210**	**.0490**	**-.4097**	**.2264**
Stddev	1.459	.7475	.4670	.2492	.6166	.6315
%RSD	166.5	2386.	2221.	508.5	150.5	279.0
#1	-.6920	-.3282	.3487	.0515	.2193	.7741
#2	1.128	-.5849	-.5137	-.2014	-.4353	.3695
#3	2.193	.8191	.2282	.2970	-1.013	-.4644
Check ?	Chk Pass	Chk Pass	Chk Pass	Chk Pass	Chk Pass	Chk Pass
High Limit						
Low Limit						

Elem	Sn1899	Sr4077	Ti3349	Si2881
Line	189.989 {477}	407.771 { 83}	334.941 {101}	288.158 {117}
IS Ref	(Y_2243)	(Y_3710)	(Y_3600)	(Y_2243)
Units	ppb	ppb	ppb	ppb
Avg	**.0586**	**-.0526**	**.1358**	**-13.92**
Stddev	.8070	.0309	.0660	7.20
%RSD	1377.	58.76	48.60	51.69
#1	.0857	-.0206	.1631	-21.91
#2	-.7616	-.0823	.0606	-7.957
#3	.8517	-.0550	.1839	-11.89
Check ?	Chk Pass	Chk Pass	Chk Pass	None
High Limit				
Low Limit				

Int. Std.	Y_2243	Y_3600	Y_3710
Line	224.306 {450}	360.073 { 94}	371.030 { 91}
Units	Cts/S	Cts/S	Cts/S
Avg	**3031.5**	**40457.**	**5313.6**
Stddev	22.2	438.	109.0
%RSD	.73308	1.0818	2.0517
#1	3006.6	40099.	5254.2
#2	3038.8	40327.	5247.1
#3	3049.2	40945.	5439.4

Sample Name: 460-111932-C-5-A@4 Acquired: 4/14/2016 19:02:06 Type: Unk
Method: sw04052016(v10) Mode: CONC Corr. Factor: 1.000000
User: admin Custom ID1: Custom ID2: Custom ID3:
Comment:

Elem	Al3961	As1890	Ag3280	Ba2335	Be3130	Ca3181
Line	396.152 { 85}	189.042 {478}	328.068 {103}	233.527 {445}	313.042 {108}	318.128 {106}
IS Ref	(Y_3710)	(Y_2243)	(Y_3600)	(Y_2243)	(Y_3710)	(Y_3600)
Units	ppb	ppb	ppb	ppb	ppb	ppb
Avg	**39790.**	**47.78**	**.8217**	**470.4**	**1.737**	**8854.**
Stddev	232.	1.89	.3564	2.1	.159	88.
%RSD	.5834	3.960	43.37	.4364	9.134	.9923
#1	39980.	45.69	.7655	468.1	1.557	8754.
#2	39530.	49.37	1.203	470.8	1.854	8892.
#3	39850.	48.27	.4968	472.2	1.801	8917.
Check ?	Chk Pass	Chk Pass	Chk Pass	Chk Pass	Chk Pass	Chk Pass
High Limit						
Low Limit						

Elem	Cd2265	Co2286	Cr2677	Cu3247	Fe2714	K_7664
Line	226.502 {449}	228.616 {447}	267.716 {126}	324.754 {104}	271.441 {124}	766.490 { 44}
IS Ref	(Y_2243)	(Y_2243)	(Y_3600)	(Y_3600)	(Y_3600)	(Y_3710)
Units	ppb	ppb	ppb	ppb	ppb	ppb
Avg	**1.294**	**49.20**	**139.6**	**261.6**	**90800.**	**4609.**
Stddev	.098	.10	1.7	1.6	848.	45.
%RSD	7.556	.2008	1.248	.6215	.9340	.9657
#1	1.405	49.13	137.6	259.8	89880.	4581.
#2	1.221	49.14	140.4	262.8	90990.	4586.
#3	1.257	49.31	140.7	262.3	91540.	4660.
Check ?	Chk Pass	Chk Pass	Chk Pass	Chk Pass	Chk Pass	Chk Pass
High Limit						
Low Limit						

Elem	Mg2790	Mn2576	Na5895	Ni2316	Pb2203	Sb2068
Line	279.079 {121}	257.610 {131}	589.592 { 57}	231.604 {446}	220.353 {453}	206.833 {463}
IS Ref	(Y_3600)	(Y_3600)	(Y_3710)	(Y_2243)	(Y_2243)	(Y_2243)
Units	ppb	ppb	ppb	ppb	ppb	ppb
Avg	**20690.**	**1534.**	**280.8**	**68.38**	**2978.**	**3.506**
Stddev	179.	14.	2.7	.68	18.	1.934
%RSD	.8641	.9231	.9570	.9941	.6065	55.16
#1	20490.	1519.	278.0	68.63	2959.	4.961
#2	20750.	1537.	280.9	67.60	2982.	4.244
#3	20840.	1547.	283.4	68.89	2994.	1.312
Check ?	Chk Pass	Chk Pass	Chk Pass	Chk Pass	Chk Pass	Chk Pass
High Limit						
Low Limit						

Sample Name: 460-111932-C-5-A@4 Acquired: 4/14/2016 19:02:06 Type: Unk
Method: sw04052016(v10) Mode: CONC Corr. Factor: 1.000000
User: admin Custom ID1: Custom ID2: Custom ID3:
Comment:

Elem	Se196	Tl1908	V_2924	Zn2062	B_2089	Mo2020
Line	196.090 {472}	190.856 {477}	292.402 {115}	206.200 {463}	208.959 {461}	202.030 {467}
IS Ref	(Y_2243)	(Y_2243)	(Y_3600)	(Y_2243)	(Y_2243)	(Y_2243)
Units	ppb	ppb	ppb	ppb	ppb	ppb
Avg	**11.45**	**-.7592**	**149.2**	**818.5**	**6.215**	**5.847**
Stddev	5.38	.8062	1.2	6.5	.386	.083
%RSD	46.99	106.2	.7900	.7916	6.208	1.420
#1	9.098	-1.322	147.8	811.3	6.232	5.862
#2	17.61	.1644	150.0	820.3	6.591	5.757
#3	7.646	-1.120	149.7	823.9	5.820	5.921
Check ?	Chk Pass	Chk Pass	Chk Pass	Chk Pass	Chk Pass	Chk Pass
High Limit						
Low Limit						

Elem	Sn1899	Sr4077	Ti3349	Si2881
Line	189.989 {477}	407.771 { 83}	334.941 {101}	288.158 {117}
IS Ref	(Y_2243)	(Y_3710)	(Y_3600)	(Y_2243)
Units	ppb	ppb	ppb	ppb
Avg	**26.62**	**36.41**	**992.4**	**1714.**
Stddev	.48	.11	7.8	27.
%RSD	1.803	.2925	.7870	1.557
#1	26.78	36.29	984.5	1685.
#2	27.01	36.46	992.5	1738.
#3	26.09	36.48	1000.	1718.
Check ?	Chk Pass	Chk Pass	Chk Pass	Chk Pass
High Limit				
Low Limit				

Int. Std.	Y_2243	Y_3600	Y_3710
Line	224.306 {450}	360.073 { 94}	371.030 { 91}
Units	Cts/S	Cts/S	Cts/S
Avg	**3045.1**	**40802.**	**5687.1**
Stddev	6.0	87.	44.9
%RSD	.19632	.21432	.78896
#1	3044.1	40860.	5647.2
#2	3039.8	40701.	5735.6
#3	3051.6	40844.	5678.4

Sample Name: 460-111932-C-7-A@4 Acquired: 4/14/2016 19:10:09 Type: Unk
Method: sw04052016(v10) Mode: CONC Corr. Factor: 1.000000
User: admin Custom ID1: Custom ID2: Custom ID3:
Comment:

Elem	Al3961	As1890	Ag3280	Ba2335	Be3130	Ca3181
Line	396.152 { 85}	189.042 {478}	328.068 {103}	233.527 {445}	313.042 {108}	318.128 {106}
IS Ref	(Y_3710)	(Y_2243)	(Y_3600)	(Y_2243)	(Y_3710)	(Y_3600)
Units	ppb	ppb	ppb	ppb	ppb	ppb
Avg	**35160.**	**108.4**	**1.950**	**1542.**	**2.402**	**31680.**
Stddev	285.	.3	.229	2.	.138	135.
%RSD	.8097	.2891	11.75	.1576	5.756	.4244
#1	34850.	108.0	2.104	1543.	2.476	31830.
#2	35220.	108.4	1.686	1539.	2.242	31580.
#3	35410.	108.7	2.059	1542.	2.487	31640.
Check ?	Chk Pass	Chk Pass	Chk Pass	Chk Pass	Chk Pass	Chk Pass
High Limit						
Low Limit						

Elem	Cd2265	Co2286	Cr2677	Cu3247	Fe2714	K_7664
Line	226.502 {449}	228.616 {447}	267.716 {126}	324.754 {104}	271.441 {124}	766.490 { 44}
IS Ref	(Y_2243)	(Y_2243)	(Y_3600)	(Y_3600)	(Y_3600)	(Y_3710)
Units	ppb	ppb	ppb	ppb	ppb	ppb
Avg	**57.46**	**47.34**	**126.7**	**422.2**	**105600.**	**3443.**
Stddev	.16	.16	.5	.5	365.	25.
%RSD	.2835	.3429	.4038	.1224	.3454	.7180
#1	57.64	47.50	126.2	422.7	105200.	3450.
#2	57.42	47.18	127.0	422.1	105700.	3464.
#3	57.32	47.34	127.1	421.7	106000.	3416.
Check ?	Chk Pass	Chk Pass	Chk Pass	Chk Pass	Chk Pass	Chk Pass
High Limit						
Low Limit						

Elem	Mg2790	Mn2576	Na5895	Ni2316	Pb2203	Sb2068
Line	279.079 {121}	257.610 {131}	589.592 { 57}	231.604 {446}	220.353 {453}	206.833 {463}
IS Ref	(Y_3600)	(Y_3600)	(Y_3710)	(Y_2243)	(Y_2243)	(Y_2243)
Units	ppb	ppb	ppb	ppb	ppb	ppb
Avg	**7482.**	**1457.**	**592.5**	**306.3**	**5432.**	**7.006**
Stddev	25.	3.	15.0	1.0	17.	.786
%RSD	.3396	.2272	2.538	.3346	.3072	11.22
#1	7502.	1460.	575.2	306.3	5415.	7.615
#2	7453.	1454.	602.8	305.3	5433.	6.119
#3	7490.	1455.	599.4	307.4	5448.	7.283
Check ?	Chk Pass	Chk Pass	Chk Pass	Chk Pass	Chk Pass	Chk Pass
High Limit						
Low Limit						

Sample Name: 460-111932-C-7-A@4 Acquired: 4/14/2016 19:10:09 Type: Unk
Method: sw04052016(v10) Mode: CONC Corr. Factor: 1.000000
User: admin Custom ID1: Custom ID2: Custom ID3:
Comment:

Elem	Se196	Tl1908	V_2924	Zn2062	B_2089	Mo2020
Line	196.090 {472}	190.856 {477}	292.402 {115}	206.200 {463}	208.959 {461}	202.030 {467}
IS Ref	(Y_2243)	(Y_2243)	(Y_3600)	(Y_2243)	(Y_2243)	(Y_2243)
Units	ppb	ppb	ppb	ppb	ppb	ppb
Avg	**7.718**	**.1496**	**126.6**	**2377.**	**15.34**	**4.803**
Stddev	1.861	1.976	.3	6.	.86	.072
%RSD	24.12	1321.	.2334	.2645	5.611	1.498
#1	5.581	-1.453	126.3	2370.	14.68	4.834
#2	8.587	2.358	126.8	2378.	16.32	4.854
#3	8.985	-.4554	126.8	2383.	15.03	4.720
Check ?	Chk Pass	Chk Pass	Chk Pass	Chk Pass	Chk Pass	Chk Pass
High Limit						
Low Limit						

Elem	Sn1899	Sr4077	Ti3349	Si2881
Line	189.989 {477}	407.771 { 83}	334.941 {101}	288.158 {117}
IS Ref	(Y_2243)	(Y_3710)	(Y_3600)	(Y_2243)
Units	ppb	ppb	ppb	ppb
Avg	**52.47**	**203.2**	**919.6**	**2113.**
Stddev	.88	.9	1.4	17.
%RSD	1.675	.4368	.1560	.8259
#1	53.48	202.2	918.3	2093.
#2	51.99	203.6	919.4	2125.
#3	51.92	203.8	921.1	2120.
Check ?	Chk Pass	Chk Pass	Chk Pass	Chk Pass
High Limit				
Low Limit				

Int. Std.	Y_2243	Y_3600	Y_3710
Line	224.306 {450}	360.073 { 94}	371.030 { 91}
Units	Cts/S	Cts/S	Cts/S
Avg	**3130.8**	**42071.**	**5796.8**
Stddev	9.7	153.	67.1
%RSD	.31135	.36437	1.1577
#1	3119.6	41894.	5721.6
#2	3135.2	42163.	5850.7
#3	3137.5	42156.	5818.2

Sample Name: CCV Acquired: 4/14/2016 19:18:11 Type: QC
Method: sw04052016(v10) Mode: CONC Corr. Factor: 1.000000
User: admin Custom ID1: Custom ID2: Custom ID3:
Comment:

Elem	Al3961	As1890	Ag3280	Ba2335	Be3130	Ca3181
Line	396.152 { 85}	189.042 {478}	328.068 {103}	233.527 {445}	313.042 {108}	318.128 {106}
IS Ref	(Y_3710)	(Y_2243)	(Y_3600)	(Y_2243)	(Y_3710)	(Y_3600)
Units	ppb	ppb	ppb	ppb	ppb	ppb
Avg	**119100.**	**2538.**	**1209.**	**10330.**	**978.2**	**125700.**
Stddev	723.	2.	7.	29.	5.3	103.
%RSD	.6070	.0974	.6118	.2782	.5370	.0820
#1	118900.	2537.	1201.	10370.	976.6	125600.
#2	118500.	2541.	1209.	10310.	973.9	125800.
#3	119900.	2537.	1216.	10320.	984.0	125800.
Check ?	Chk Pass	Chk Pass	Chk Pass	Chk Pass	Chk Pass	Chk Pass
Value						
Range						

Elem	Cd2265	Co2286	Cr2677	Cu3247	Fe2714	K_7664
Line	226.502 {449}	228.616 {447}	267.716 {126}	324.754 {104}	271.441 {124}	766.490 { 44}
IS Ref	(Y_2243)	(Y_2243)	(Y_3600)	(Y_3600)	(Y_3600)	(Y_3710)
Units	ppb	ppb	ppb	ppb	ppb	ppb
Avg	**1273.**	**2519.**	**5150.**	**12490.**	**98700.**	**48470.**
Stddev	2.	4.	15.	35.	314.	171.
%RSD	.1823	.1741	.2965	.2810	.3176	.3523
#1	1275.	2521.	5168.	12450.	98930.	48410.
#2	1271.	2514.	5145.	12510.	98350.	48330.
#3	1273.	2521.	5139.	12520.	98830.	48660.
Check ?	Chk Pass	Chk Pass	Chk Pass	Chk Pass	Chk Pass	Chk Pass
Value						
Range						

Elem	Mg2790	Mn2576	Na5895	Ni2316	Pb2203	Sb2068
Line	279.079 {121}	257.610 {131}	589.592 { 57}	231.604 {446}	220.353 {453}	206.833 {463}
IS Ref	(Y_3600)	(Y_3600)	(Y_3710)	(Y_2243)	(Y_2243)	(Y_2243)
Units	ppb	ppb	ppb	ppb	ppb	ppb
Avg	**120400.**	**5091.**	**120500.**	**2585.**	**7398.**	**993.1**
Stddev	524.	3.	1080.	8.	16.	3.9
%RSD	.4350	.0625	.8964	.3153	.2201	.3919
#1	120100.	5088.	120400.	2595.	7390.	992.6
#2	120200.	5090.	119400.	2582.	7387.	989.4
#3	121000.	5094.	121600.	2579.	7417.	997.2
Check ?	Chk Pass	Chk Pass	Chk Pass	Chk Pass	Chk Pass	Chk Pass
Value						
Range						

Sample Name: CCV Acquired: 4/14/2016 19:18:11 Type: QC
Method: sw04052016(v10) Mode: CONC Corr. Factor: 1.000000
User: admin Custom ID1: Custom ID2: Custom ID3:
Comment:

Elem	Se196	Tl1908	V_2924	Zn2062	B_2089	Mo2020
Line	196.090 {472}	190.856 {477}	292.402 {115}	206.200 {463}	208.959 {461}	202.030 {467}
IS Ref	(Y_2243)	(Y_2243)	(Y_3600)	(Y_2243)	(Y_2243)	(Y_2243)
Units	ppb	ppb	ppb	ppb	ppb	ppb
Avg	**2558.**	**2533.**	**2509.**	**2495.**	**1026.**	**2550.**
Stddev	5.	11.	1.	9.	2.	1.
%RSD	.1948	.4387	.0592	.3591	.2290	.0349
#1	2554.	2522.	2509.	2494.	1029.	2551.
#2	2564.	2544.	2508.	2486.	1024.	2550.
#3	2556.	2533.	2511.	2504.	1026.	2549.
Check ?	Chk Pass	Chk Pass	Chk Pass	Chk Pass	Chk Pass	Chk Pass
Value						
Range						

Elem	Sn1899	Sr4077	Ti3349	Si2881
Line	189.989 {477}	407.771 { 83}	334.941 {101}	288.158 {117}
IS Ref	(Y_2243)	(Y_3710)	(Y_3600)	(Y_2243)
Units	ppb	ppb	ppb	ppb
Avg	**1029.**	**5022.**	**9864.**	**9707.**
Stddev	3.	16.	61.	18.
%RSD	.3181	.3252	.6137	.1894
#1	1033.	5014.	9908.	9728.
#2	1029.	5011.	9795.	9697.
#3	1026.	5040.	9890.	9696.
Check ?	Chk Pass	Chk Pass	Chk Pass	None
Value				
Range				

Int. Std.	Y_2243	Y_3600	Y_3710
Line	224.306 {450}	360.073 { 94}	371.030 { 91}
Units	Cts/S	Cts/S	Cts/S
Avg	**2861.9**	**38479.**	**5409.7**
Stddev	9.5	122.	56.3
%RSD	.33028	.31613	1.0402
#1	2864.6	38535.	5441.9
#2	2869.8	38562.	5442.5
#3	2851.4	38339.	5344.7

Sample Name: CCB Acquired: 4/14/2016 19:22:08 Type: QC
Method: sw04052016(v10) Mode: CONC Corr. Factor: 1.000000
User: admin Custom ID1: Custom ID2: Custom ID3:
Comment:

Elem	Al3961	As1890	Ag3280	Ba2335	Be3130	Ca3181
Line	396.152 { 85}	189.042 {478}	328.068 {103}	233.527 {445}	313.042 {108}	318.128 {106}
IS Ref	(Y_3710)	(Y_2243)	(Y_3600)	(Y_2243)	(Y_3710)	(Y_3600)
Units	ppb	ppb	ppb	ppb	ppb	ppb
Avg	**-7.646**	**-1.737**	**.1354**	**.1332**	**.0630**	**-17.75**
Stddev	5.877	3.021	.1508	.0176	.0479	4.28
%RSD	76.87	173.9	111.4	13.21	76.00	24.13
#1	-3.402	-1.580	.2878	.1530	.0913	-19.12
#2	-5.182	1.202	-.0136	.1195	.0900	-21.19
#3	-14.35	-4.833	.1320	.1270	.0077	-12.95
Check ?	Chk Pass	Chk Pass	Chk Pass	Chk Pass	Chk Pass	Chk Pass
High Limit						
Low Limit						

Elem	Cd2265	Co2286	Cr2677	Cu3247	Fe2714	K_7664
Line	226.502 {449}	228.616 {447}	267.716 {126}	324.754 {104}	271.441 {124}	766.490 { 44}
IS Ref	(Y_2243)	(Y_2243)	(Y_3600)	(Y_3600)	(Y_3600)	(Y_3710)
Units	ppb	ppb	ppb	ppb	ppb	ppb
Avg	**-.0414**	**.0462**	**.4421**	**-.7092**	**-.6214**	**21.79**
Stddev	.1355	.2256	.2192	.1629	7.006	11.59
%RSD	327.0	487.8	49.58	22.98	1127.	53.19
#1	.0731	.3002	.6688	-.8209	4.660	33.11
#2	-.1910	-.0303	.2311	-.7845	2.046	22.33
#3	-.0065	-.1311	.4266	-.5222	-8.570	9.941
Check ?	Chk Pass	Chk Pass	Chk Pass	Chk Pass	Chk Pass	Chk Pass
High Limit						
Low Limit						

Elem	Mg2790	Mn2576	Na5895	Ni2316	Pb2203	Sb2068
Line	279.079 {121}	257.610 {131}	589.592 { 57}	231.604 {446}	220.353 {453}	206.833 {463}
IS Ref	(Y_3600)	(Y_3600)	(Y_3710)	(Y_2243)	(Y_2243)	(Y_2243)
Units	ppb	ppb	ppb	ppb	ppb	ppb
Avg	**-.7634**	**.0481**	**-1.207**	**.0905**	**-1.259**	**-.0236**
Stddev	4.895	.0525	6.453	.4441	1.018	1.191
%RSD	641.2	109.2	534.6	490.5	80.91	5039.
#1	3.498	.0510	3.013	-.2934	-.9477	-.5086
#2	.3215	.0990	2.001	.5769	-2.396	1.333
#3	-6.109	-.0058	-8.635	-.0119	-.4320	-.8953
Check ?	Chk Pass	Chk Pass	Chk Pass	Chk Pass	Chk Pass	Chk Pass
High Limit						
Low Limit						

Sample Name: CCB Acquired: 4/14/2016 19:22:08 Type: QC
Method: sw04052016(v10) Mode: CONC Corr. Factor: 1.000000
User: admin Custom ID1: Custom ID2: Custom ID3:
Comment:

Elem	Se196	Tl1908	V_2924	Zn2062	B_2089	Mo2020
Line	196.090 {472}	190.856 {477}	292.402 {115}	206.200 {463}	208.959 {461}	202.030 {467}
IS Ref	(Y_2243)	(Y_2243)	(Y_3600)	(Y_2243)	(Y_2243)	(Y_2243)
Units	ppb	ppb	ppb	ppb	ppb	ppb
Avg	**1.469**	**-.8894**	**.0877**	**-.0067**	**-.9357**	**.4297**
Stddev	2.973	.4501	.2518	.3633	.3877	.5258
%RSD	202.4	50.61	287.2	5393.	41.44	122.4
#1	3.327	-.6306	-.1431	.3904	-.5116	.9706
#2	-1.960	-.6283	.3562	-.0882	-1.024	.3981
#3	3.039	-1.409	.0498	-.3224	-1.272	-.0796
Check ?	Chk Pass	Chk Pass	Chk Pass	Chk Pass	Chk Pass	Chk Pass
High Limit						
Low Limit						

Elem	Sn1899	Sr4077	Ti3349	Si2881
Line	189.989 {477}	407.771 { 83}	334.941 {101}	288.158 {117}
IS Ref	(Y_2243)	(Y_3710)	(Y_3600)	(Y_2243)
Units	ppb	ppb	ppb	ppb
Avg	**.4167**	**.0407**	**.1496**	**-12.53**
Stddev	.9925	.0363	.0787	6.73
%RSD	238.2	89.37	52.60	53.74
#1	1.147	.0090	.1578	-20.06
#2	.8167	.0326	.2238	-10.41
#3	-.7134	.0803	.0671	-7.110
Check ?	Chk Pass	Chk Pass	Chk Pass	None
High Limit				
Low Limit				

Int. Std.	Y_2243	Y_3600	Y_3710
Line	224.306 {450}	360.073 { 94}	371.030 { 91}
Units	Cts/S	Cts/S	Cts/S
Avg	**3030.5**	**40587.**	**5435.8**
Stddev	12.1	174.	27.8
%RSD	.39865	.42820	.51129
#1	3016.6	40388.	5404.0
#2	3038.1	40710.	5447.9
#3	3036.8	40663.	5455.5

Sample Name: 460-111932-C-9-A@4 Acquired: 4/14/2016 19:30:30 Type: Unk
Method: sw04052016(v10) Mode: CONC Corr. Factor: 1.000000
User: admin Custom ID1: Custom ID2: Custom ID3:
Comment:

Elem	Al3961	As1890	Ag3280	Ba2335	Be3130	Ca3181
Line	396.152 { 85}	189.042 {478}	328.068 {103}	233.527 {445}	313.042 {108}	318.128 {106}
IS Ref	(Y_3710)	(Y_2243)	(Y_3600)	(Y_2243)	(Y_3710)	(Y_3600)
Units	ppb	ppb	ppb	ppb	ppb	ppb
Avg	**37490.**	**52.14**	**2.368**	**920.3**	**3.784**	**61650.**
Stddev	278.	.44	.509	1.8	.042	192.
%RSD	.7407	.8472	21.49	.1987	1.113	.3120
#1	37170.	52.51	1.935	922.2	3.816	61620.
#2	37640.	51.65	2.929	920.1	3.800	61480.
#3	37660.	52.26	2.241	918.5	3.736	61860.
Check ?	Chk Pass	Chk Pass	Chk Pass	Chk Pass	Chk Pass	Chk Pass
High Limit						
Low Limit						

Elem	Cd2265	Co2286	Cr2677	Cu3247	Fe2714	K_7664
Line	226.502 {449}	228.616 {447}	267.716 {126}	324.754 {104}	271.441 {124}	766.490 { 44}
IS Ref	(Y_2243)	(Y_2243)	(Y_3600)	(Y_3600)	(Y_3600)	(Y_3710)
Units	ppb	ppb	ppb	ppb	ppb	ppb
Avg	**13.85**	**70.97**	**93.47**	**339.5**	**70760.**	**4245.**
Stddev	.20	.27	.18	1.5	293.	34.
%RSD	1.412	.3858	.1887	.4539	.4135	.7916
#1	13.94	71.03	93.29	338.0	70470.	4227.
#2	13.62	70.68	93.64	339.4	70760.	4224.
#3	13.98	71.21	93.48	341.1	71050.	4284.
Check ?	Chk Pass	Chk Pass	Chk Pass	Chk Pass	Chk Pass	Chk Pass
High Limit						
Low Limit						

Elem	Mg2790	Mn2576	Na5895	Ni2316	Pb2203	Sb2068
Line	279.079 {121}	257.610 {131}	589.592 { 57}	231.604 {446}	220.353 {453}	206.833 {463}
IS Ref	(Y_3600)	(Y_3600)	(Y_3710)	(Y_2243)	(Y_2243)	(Y_2243)
Units	ppb	ppb	ppb	ppb	ppb	ppb
Avg	**16410.**	**2045.**	**782.1**	**97.80**	**4599.**	**8.359**
Stddev	76.	5.	6.8	.27	3.	.104
%RSD	.4644	.2226	.8719	.2793	.0608	1.240
#1	16350.	2043.	774.3	97.87	4595.	8.240
#2	16380.	2042.	786.9	97.49	4601.	8.406
#3	16490.	2050.	785.0	98.02	4600.	8.431
Check ?	Chk Pass	Chk Pass	Chk Pass	Chk Pass	Chk Pass	Chk Pass
High Limit						
Low Limit						

Sample Name: 460-111932-C-9-A@4 Acquired: 4/14/2016 19:30:30 Type: Unk
Method: sw04052016(v10) Mode: CONC Corr. Factor: 1.000000
User: admin Custom ID1: Custom ID2: Custom ID3:
Comment:

Elem	Se196	Tl1908	V_2924	Zn2062	B_2089	Mo2020
Line	196.090 {472}	190.856 {477}	292.402 {115}	206.200 {463}	208.959 {461}	202.030 {467}
IS Ref	(Y_2243)	(Y_2243)	(Y_3600)	(Y_2243)	(Y_2243)	(Y_2243)
Units	ppb	ppb	ppb	ppb	ppb	ppb
Avg	**6.253**	**.5276**	**102.9**	**1963.**	**17.47**	**3.923**
Stddev	3.859	1.753	.5	1.	.42	.339
%RSD	61.71	332.2	.4849	.0701	2.401	8.652
#1	5.080	.5762	102.4	1961.	17.12	4.188
#2	10.56	2.255	103.1	1963.	17.35	3.541
#3	3.116	-1.249	103.3	1964.	17.94	4.041
Check ?	Chk Pass	Chk Pass	Chk Pass	Chk Pass	Chk Pass	Chk Pass
High Limit						
Low Limit						

Elem	Sn1899	Sr4077	Ti3349	Si2881
Line	189.989 {477}	407.771 { 83}	334.941 {101}	288.158 {117}
IS Ref	(Y_2243)	(Y_3710)	(Y_3600)	(Y_2243)
Units	ppb	ppb	ppb	ppb
Avg	**64.15**	**274.6**	**1254.**	**1655.**
Stddev	.71	.8	3.	15.
%RSD	1.112	.3090	.2106	.8894
#1	63.52	273.7	1252.	1638.
#2	64.02	275.3	1254.	1667.
#3	64.92	274.9	1257.	1659.
Check ?	Chk Pass	Chk Pass	Chk Pass	Chk Pass
High Limit				
Low Limit				

Int. Std.	Y_2243	Y_3600	Y_3710
Line	224.306 {450}	360.073 { 94}	371.030 { 91}
Units	Cts/S	Cts/S	Cts/S
Avg	**3204.4**	**42756.**	**5879.3**
Stddev	15.7	224.	17.7
%RSD	.49011	.52309	.30023
#1	3188.0	42510.	5871.4
#2	3205.8	42948.	5899.5
#3	3219.3	42809.	5866.9

Sample Name: 460-111932-C-10-A@4 Acquired: 4/14/2016 19:34:30 Type: Unk
Method: sw04052016(v10) Mode: CONC Corr. Factor: 1.000000
User: admin Custom ID1: Custom ID2: Custom ID3:
Comment:

Elem	Al3961	As1890	Ag3280	Ba2335	Be3130	Ca3181
Line	396.152 { 85}	189.042 {478}	328.068 {103}	233.527 {445}	313.042 {108}	318.128 {106}
IS Ref	(Y_3710)	(Y_2243)	(Y_3600)	(Y_2243)	(Y_3710)	(Y_3600)
Units	ppb	ppb	ppb	ppb	ppb	ppb
Avg	**44300.**	**147.9**	**.7243**	**407.9**	**2.956**	**11890.**
Stddev	469.	1.8	.2881	1.7	.031	43.
%RSD	1.059	1.247	39.78	.4145	1.062	.3584
#1	44300.	146.6	.4776	406.3	2.986	11840.
#2	43830.	147.0	.6542	407.8	2.923	11910.
#3	44760.	150.0	1.041	409.6	2.959	11920.
Check ?	Chk Pass	Chk Pass	Chk Pass	Chk Pass	Chk Pass	Chk Pass
High Limit						
Low Limit						

Elem	Cd2265	Co2286	Cr2677	Cu3247	Fe2714	K_7664
Line	226.502 {449}	228.616 {447}	267.716 {126}	324.754 {104}	271.441 {124}	766.490 { 44}
IS Ref	(Y_2243)	(Y_2243)	(Y_3600)	(Y_3600)	(Y_3600)	(Y_3710)
Units	ppb	ppb	ppb	ppb	ppb	ppb
Avg	**.5075**	**77.53**	**90.72**	**89.00**	**75820.**	**2027.**
Stddev	.0322	.35	.77	.81	162.	55.
%RSD	6.348	.4492	.8492	.9064	.2142	2.723
#1	.4849	77.32	90.19	89.51	75660.	1986.
#2	.4933	77.33	90.36	89.42	75830.	2004.
#3	.5444	77.93	91.60	88.07	75990.	2090.
Check ?	Chk Pass	Chk Pass	Chk Pass	Chk Pass	Chk Pass	Chk Pass
High Limit						
Low Limit						

Elem	Mg2790	Mn2576	Na5895	Ni2316	Pb2203	Sb2068
Line	279.079 {121}	257.610 {131}	589.592 { 57}	231.604 {446}	220.353 {453}	206.833 {463}
IS Ref	(Y_3600)	(Y_3600)	(Y_3710)	(Y_2243)	(Y_2243)	(Y_2243)
Units	ppb	ppb	ppb	ppb	ppb	ppb
Avg	**7140.**	**4221.**	**254.1**	**77.00**	**493.5**	**1.099**
Stddev	45.	8.	14.6	.15	4.0	2.084
%RSD	.6359	.1949	5.729	.1966	.8033	189.7
#1	7107.	4212.	270.6	76.88	489.0	1.059
#2	7192.	4225.	248.4	77.17	494.9	-.9648
#3	7120.	4227.	243.2	76.96	496.6	3.202
Check ?	Chk Pass	Chk Pass	Chk Pass	Chk Pass	Chk Pass	Chk Pass
High Limit						
Low Limit						

Sample Name: 460-111932-C-10-A@4 Acquired: 4/14/2016 19:34:30 Type: Unk
Method: sw04052016(v10) Mode: CONC Corr. Factor: 1.000000
User: admin Custom ID1: Custom ID2: Custom ID3:
Comment:

Elem	Se196	Tl1908	V_2924	Zn2062	B_2089	Mo2020
Line	196.090 {472}	190.856 {477}	292.402 {115}	206.200 {463}	208.959 {461}	202.030 {467}
IS Ref	(Y_2243)	(Y_2243)	(Y_3600)	(Y_2243)	(Y_2243)	(Y_2243)
Units	ppb	ppb	ppb	ppb	ppb	ppb
Avg	**7.943**	**-1.539**	**119.6**	**452.3**	**6.005**	**3.748**
Stddev	1.725	.766	1.0	3.0	.456	.277
%RSD	21.72	49.75	.8308	.6539	7.597	7.390
#1	6.148	-.7064	119.5	448.9	5.478	4.059
#2	8.092	-2.213	120.7	454.2	6.248	3.527
#3	9.590	-1.699	118.7	453.8	6.287	3.658
Check ?	Chk Pass	Chk Pass	Chk Pass	Chk Pass	Chk Pass	Chk Pass
High Limit						
Low Limit						

Elem	Sn1899	Sr4077	Ti3349	Si2881
Line	189.989 {477}	407.771 { 83}	334.941 {101}	288.158 {117}
IS Ref	(Y_2243)	(Y_3710)	(Y_3600)	(Y_2243)
Units	ppb	ppb	ppb	ppb
Avg	**12.57**	**105.0**	**599.4**	**1631.**
Stddev	1.25	1.0	.2	12.
%RSD	9.932	.9847	.0310	.7445
#1	13.97	104.5	599.3	1624.
#2	12.17	104.3	599.3	1624.
#3	11.57	106.1	599.6	1645.
Check ?	Chk Pass	Chk Pass	Chk Pass	Chk Pass
High Limit				
Low Limit				

Int. Std.	Y_2243	Y_3600	Y_3710
Line	224.306 {450}	360.073 { 94}	371.030 { 91}
Units	Cts/S	Cts/S	Cts/S
Avg	**3139.0**	**41517.**	**5549.2**
Stddev	11.3	85.	60.1
%RSD	.35982	.20581	1.0828
#1	3140.9	41516.	5586.3
#2	3149.2	41603.	5581.5
#3	3126.8	41432.	5479.9

Sample Name: 460-111932-C-11-A@4 Acquired: 4/14/2016 19:38:32 Type: Unk
Method: sw04052016(v10) Mode: CONC Corr. Factor: 1.000000
User: admin Custom ID1: Custom ID2: Custom ID3:
Comment:

Elem	Al3961	As1890	Ag3280	Ba2335	Be3130	Ca3181
Line	396.152 { 85}	189.042 {478}	328.068 {103}	233.527 {445}	313.042 {108}	318.128 {106}
IS Ref	(Y_3710)	(Y_2243)	(Y_3600)	(Y_2243)	(Y_3710)	(Y_3600)
Units	ppb	ppb	ppb	ppb	ppb	ppb
Avg	**44540.**	**42.09**	**1.059**	**559.2**	**1.868**	**10670.**
Stddev	175.	2.47	.402	.7	.102	24.
%RSD	.3923	5.874	37.91	.1323	5.451	.2206
#1	44340.	44.82	1.506	559.7	1.983	10650.
#2	44660.	40.01	.9445	558.4	1.834	10670.
#3	44620.	41.45	.7278	559.6	1.788	10690.
Check ?	Chk Pass	Chk Pass	Chk Pass	Chk Pass	Chk Pass	Chk Pass
High Limit						
Low Limit						

Elem	Cd2265	Co2286	Cr2677	Cu3247	Fe2714	K_7664
Line	226.502 {449}	228.616 {447}	267.716 {126}	324.754 {104}	271.441 {124}	766.490 { 44}
IS Ref	(Y_2243)	(Y_2243)	(Y_3600)	(Y_3600)	(Y_3600)	(Y_3710)
Units	ppb	ppb	ppb	ppb	ppb	ppb
Avg	**1.043**	**40.67**	**192.9**	**274.4**	**79990.**	**7057.**
Stddev	.113	.14	.7	1.0	128.	54.
%RSD	10.83	.3488	.3709	.3494	.1605	.7610
#1	.9126	40.57	192.8	274.9	80030.	7000.
#2	1.109	40.83	192.2	274.9	80080.	7063.
#3	1.107	40.61	193.6	273.3	79840.	7107.
Check ?	Chk Pass	Chk Pass	Chk Pass	Chk Pass	Chk Pass	Chk Pass
High Limit						
Low Limit						

Elem	Mg2790	Mn2576	Na5895	Ni2316	Pb2203	Sb2068
Line	279.079 {121}	257.610 {131}	589.592 { 57}	231.604 {446}	220.353 {453}	206.833 {463}
IS Ref	(Y_3600)	(Y_3600)	(Y_3710)	(Y_2243)	(Y_2243)	(Y_2243)
Units	ppb	ppb	ppb	ppb	ppb	ppb
Avg	**19230.**	**1567.**	**345.1**	**112.4**	**891.0**	**1.405**
Stddev	42.	3.	5.8	.7	2.5	2.104
%RSD	.2209	.2127	1.672	.6299	.2853	149.7
#1	19180.	1564.	340.1	111.7	892.0	2.520
#2	19270.	1566.	351.4	112.5	892.9	-1.021
#3	19230.	1570.	343.7	113.1	888.1	2.716
Check ?	Chk Pass	Chk Pass	Chk Pass	Chk Pass	Chk Pass	Chk Pass
High Limit						
Low Limit						

Sample Name: 460-111932-C-11-A@4 Acquired: 4/14/2016 19:38:32 Type: Unk
Method: sw04052016(v10) Mode: CONC Corr. Factor: 1.000000
User: admin Custom ID1: Custom ID2: Custom ID3:
Comment:

Elem	Se196	Tl1908	V_2924	Zn2062	B_2089	Mo2020
Line	196.090 {472}	190.856 {477}	292.402 {115}	206.200 {463}	208.959 {461}	202.030 {467}
IS Ref	(Y_2243)	(Y_2243)	(Y_3600)	(Y_2243)	(Y_2243)	(Y_2243)
Units	ppb	ppb	ppb	ppb	ppb	ppb
Avg	**8.552**	**-1.464**	**131.1**	**798.3**	**4.391**	**2.782**
Stddev	2.025	2.049	.5	2.5	.032	.228
%RSD	23.68	139.9	.4122	.3109	.7164	8.201
#1	7.575	.1974	131.3	795.6	4.356	3.045
#2	7.202	-3.753	131.5	800.5	4.403	2.631
#3	10.88	-.8373	130.4	798.8	4.415	2.670
Check ?	Chk Pass	Chk Pass	Chk Pass	Chk Pass	Chk Pass	Chk Pass
High Limit						
Low Limit						

Elem	Sn1899	Sr4077	Ti3349	Si2881
Line	189.989 {477}	407.771 { 83}	334.941 {101}	288.158 {117}
IS Ref	(Y_2243)	(Y_3710)	(Y_3600)	(Y_2243)
Units	ppb	ppb	ppb	ppb
Avg	**23.69**	**47.39**	**1339.**	**1723.**
Stddev	.29	.38	1.	5.
%RSD	1.220	.8055	.0908	.3053
#1	24.02	46.98	1339.	1728.
#2	23.50	47.44	1340.	1718.
#3	23.55	47.74	1338.	1723.
Check ?	Chk Pass	Chk Pass	Chk Pass	Chk Pass
High Limit				
Low Limit				

Int. Std.	Y_2243	Y_3600	Y_3710
Line	224.306 {450}	360.073 { 94}	371.030 { 91}
Units	Cts/S	Cts/S	Cts/S
Avg	**3098.5**	**41449.**	**5641.5**
Stddev	4.7	59.	56.4
%RSD	.15302	.14192	.99964
#1	3101.2	41411.	5706.5
#2	3101.3	41517.	5613.3
#3	3093.0	41419.	5604.8

Sample Name: 460-111932-C-12-A@4 Acquired: 4/14/2016 19:42:33 Type: Unk
Method: sw04052016(v10) Mode: CONC Corr. Factor: 1.000000
User: admin Custom ID1: Custom ID2: Custom ID3:
Comment:

Elem	Al3961	As1890	Ag3280	Ba2335	Be3130	Ca3181
Line	396.152 { 85}	189.042 {478}	328.068 {103}	233.527 {445}	313.042 {108}	318.128 {106}
IS Ref	(Y_3710)	(Y_2243)	(Y_3600)	(Y_2243)	(Y_3710)	(Y_3600)
Units	ppb	ppb	ppb	ppb	ppb	ppb
Avg	**53640.**	**31.20**	**1.071**	**545.1**	**2.232**	**13990.**
Stddev	1375.	.86	.435	9.0	.028	305.
%RSD	2.563	2.764	40.60	1.650	1.259	2.180
#1	52150.	30.91	.6857	535.5	2.241	13680.
#2	53920.	32.17	1.542	546.5	2.201	14000.
#3	54860.	30.52	.9841	553.3	2.255	14290.
Check ?	Chk Pass	Chk Pass	Chk Pass	Chk Pass	Chk Pass	Chk Pass
High Limit						
Low Limit						

Elem	Cd2265	Co2286	Cr2677	Cu3247	Fe2714	K_7664
Line	226.502 {449}	228.616 {447}	267.716 {126}	324.754 {104}	271.441 {124}	766.490 { 44}
IS Ref	(Y_2243)	(Y_2243)	(Y_3600)	(Y_3600)	(Y_3600)	(Y_3710)
Units	ppb	ppb	ppb	ppb	ppb	ppb
Avg	**2.347**	**35.27**	**128.0**	**267.3**	**77270.**	**7779.**
Stddev	.097	.78	2.4	5.4	1597.	219.
%RSD	4.150	2.198	1.841	2.031	2.066	2.810
#1	2.294	34.52	125.8	261.8	75580.	7554.
#2	2.288	35.22	127.6	267.5	77490.	7792.
#3	2.459	36.07	130.5	272.7	78750.	7990.
Check ?	Chk Pass	Chk Pass	Chk Pass	Chk Pass	Chk Pass	Chk Pass
High Limit						
Low Limit						

Elem	Mg2790	Mn2576	Na5895	Ni2316	Pb2203	Sb2068
Line	279.079 {121}	257.610 {131}	589.592 { 57}	231.604 {446}	220.353 {453}	206.833 {463}
IS Ref	(Y_3600)	(Y_3600)	(Y_3710)	(Y_2243)	(Y_2243)	(Y_2243)
Units	ppb	ppb	ppb	ppb	ppb	ppb
Avg	**14910.**	**1625.**	**475.0**	**121.3**	**660.4**	**2.873**
Stddev	336.	32.	9.7	2.6	13.3	1.499
%RSD	2.252	1.967	2.051	2.154	2.009	52.19
#1	14550.	1592.	467.8	118.5	647.1	4.056
#2	14950.	1627.	471.0	121.5	660.5	1.187
#3	15220.	1655.	486.1	123.7	673.7	3.375
Check ?	Chk Pass	Chk Pass	Chk Pass	Chk Pass	Chk Pass	Chk Pass
High Limit						
Low Limit						

Sample Name: 460-111932-C-12-A@4 Acquired: 4/14/2016 19:42:33 Type: Unk
Method: sw04052016(v10) Mode: CONC Corr. Factor: 1.000000
User: admin Custom ID1: Custom ID2: Custom ID3:
Comment:

Elem	Se196	Tl1908	V_2924	Zn2062	B_2089	Mo2020
Line	196.090 {472}	190.856 {477}	292.402 {115}	206.200 {463}	208.959 {461}	202.030 {467}
IS Ref	(Y_2243)	(Y_2243)	(Y_3600)	(Y_2243)	(Y_2243)	(Y_2243)
Units	ppb	ppb	ppb	ppb	ppb	ppb
Avg	**5.986**	**-.7512**	**122.4**	**620.0**	**2.600**	**2.660**
Stddev	3.627	.5527	2.2	13.2	.636	.390
%RSD	60.59	73.58	1.821	2.124	24.47	14.67
#1	9.474	-.5742	120.7	606.9	2.305	2.456
#2	6.248	-.3086	121.6	620.1	2.165	2.414
#3	2.235	-1.371	124.9	633.2	3.331	3.110
Check ?	Chk Pass	Chk Pass	Chk Pass	Chk Pass	Chk Pass	Chk Pass
High Limit						
Low Limit						

Elem	Sn1899	Sr4077	Ti3349	Si2881
Line	189.989 {477}	407.771 { 83}	334.941 {101}	288.158 {117}
IS Ref	(Y_2243)	(Y_3710)	(Y_3600)	(Y_2243)
Units	ppb	ppb	ppb	ppb
Avg	**15.59**	**48.39**	**1559.**	**2205.**
Stddev	.77	1.47	31.	73.
%RSD	4.962	3.030	1.986	3.304
#1	16.46	46.79	1527.	2125.
#2	14.96	48.71	1560.	2222.
#3	15.36	49.66	1589.	2267.
Check ?	Chk Pass	Chk Pass	Chk Pass	Chk Pass
High Limit				
Low Limit				

Int. Std.	Y_2243	Y_3600	Y_3710
Line	224.306 {450}	360.073 { 94}	371.030 { 91}
Units	Cts/S	Cts/S	Cts/S
Avg	**3099.2**	**41523.**	**5718.5**
Stddev	1.3	72.	51.5
%RSD	.04205	.17395	.90023
#1	3099.0	41541.	5777.8
#2	3100.7	41585.	5692.6
#3	3098.1	41444.	5685.1

Sample Name: 460-111932-C-14-A@4 Acquired: 4/14/2016 19:46:34 Type: Unk
Method: sw04052016(v10) Mode: CONC Corr. Factor: 1.000000
User: admin Custom ID1: Custom ID2: Custom ID3:
Comment:

Elem	Al3961	As1890	Ag3280	Ba2335	Be3130	Ca3181
Line	396.152 { 85}	189.042 {478}	328.068 {103}	233.527 {445}	313.042 {108}	318.128 {106}
IS Ref	(Y_3710)	(Y_2243)	(Y_3600)	(Y_2243)	(Y_3710)	(Y_3600)
Units	ppb	ppb	ppb	ppb	ppb	ppb
Avg	**36290.**	**87.90**	**.2699**	**298.4**	**1.988**	**5949.**
Stddev	262.	1.40	.1984	.3	.041	24.
%RSD	.7227	1.588	73.51	.0854	2.080	.4060
#1	36180.	86.92	.4545	298.7	2.011	5958.
#2	36110.	89.50	.2951	298.2	2.013	5967.
#3	36590.	87.29	.0601	298.2	1.940	5921.
Check ?	Chk Pass	Chk Pass	Chk Pass	Chk Pass	Chk Pass	Chk Pass
High Limit						
Low Limit						

Elem	Cd2265	Co2286	Cr2677	Cu3247	Fe2714	K_7664
Line	226.502 {449}	228.616 {447}	267.716 {126}	324.754 {104}	271.441 {124}	766.490 { 44}
IS Ref	(Y_2243)	(Y_2243)	(Y_3600)	(Y_3600)	(Y_3600)	(Y_3710)
Units	ppb	ppb	ppb	ppb	ppb	ppb
Avg	**.0412**	**40.64**	**90.86**	**113.4**	**71430.**	**2120.**
Stddev	.0425	.37	.57	.0	279.	37.
%RSD	103.4	.9219	.6315	.0300	.3899	1.738
#1	.0288	40.41	91.39	113.4	71190.	2158.
#2	.0062	41.07	90.94	113.4	71740.	2084.
#3	.0885	40.45	90.25	113.4	71380.	2119.
Check ?	Chk Pass	Chk Pass	Chk Pass	Chk Pass	Chk Pass	Chk Pass
High Limit						
Low Limit						

Elem	Mg2790	Mn2576	Na5895	Ni2316	Pb2203	Sb2068
Line	279.079 {121}	257.610 {131}	589.592 { 57}	231.604 {446}	220.353 {453}	206.833 {463}
IS Ref	(Y_3600)	(Y_3600)	(Y_3710)	(Y_2243)	(Y_2243)	(Y_2243)
Units	ppb	ppb	ppb	ppb	ppb	ppb
Avg	**6104.**	**1042.**	**343.4**	**43.48**	**478.6**	**2.111**
Stddev	21.	4.	14.9	.54	1.8	.539
%RSD	.3361	.3487	4.334	1.244	.3852	25.51
#1	6110.	1043.	326.3	43.18	477.2	2.339
#2	6120.	1044.	350.0	43.16	480.7	2.499
#3	6081.	1037.	353.8	44.10	477.9	1.496
Check ?	Chk Pass	Chk Pass	Chk Pass	Chk Pass	Chk Pass	Chk Pass
High Limit						
Low Limit						

Sample Name: 460-111932-C-14-A@4 Acquired: 4/14/2016 19:46:34 Type: Unk
Method: sw04052016(v10) Mode: CONC Corr. Factor: 1.000000
User: admin Custom ID1: Custom ID2: Custom ID3:
Comment:

Elem	Se196	Tl1908	V_2924	Zn2062	B_2089	Mo2020
Line	196.090 {472}	190.856 {477}	292.402 {115}	206.200 {463}	208.959 {461}	202.030 {467}
IS Ref	(Y_2243)	(Y_2243)	(Y_3600)	(Y_2243)	(Y_2243)	(Y_2243)
Units	ppb	ppb	ppb	ppb	ppb	ppb
Avg	**6.072**	**-2.386**	**113.3**	**392.1**	**3.306**	**1.793**
Stddev	.883	.197	.2	1.7	.881	.264
%RSD	14.54	8.235	.2123	.4285	26.64	14.72
#1	7.060	-2.536	113.1	390.2	2.894	1.489
#2	5.360	-2.164	113.6	393.4	2.707	1.962
#3	5.797	-2.459	113.2	392.8	4.318	1.928
Check ?	Chk Pass	Chk Pass	Chk Pass	Chk Pass	Chk Pass	Chk Pass
High Limit						
Low Limit						

Elem	Sn1899	Sr4077	Ti3349	Si2881
Line	189.989 {477}	407.771 { 83}	334.941 {101}	288.158 {117}
IS Ref	(Y_2243)	(Y_3710)	(Y_3600)	(Y_2243)
Units	ppb	ppb	ppb	ppb
Avg	**15.95**	**26.40**	**1147.**	**1487.**
Stddev	.24	.13	3.	18.
%RSD	1.479	.4938	.2252	1.179
#1	16.11	26.50	1145.	1471.
#2	15.68	26.25	1150.	1506.
#3	16.05	26.43	1146.	1484.
Check ?	Chk Pass	Chk Pass	Chk Pass	Chk Pass
High Limit				
Low Limit				

Int. Std.	Y_2243	Y_3600	Y_3710
Line	224.306 {450}	360.073 { 94}	371.030 { 91}
Units	Cts/S	Cts/S	Cts/S
Avg	**3122.0**	**41793.**	**5674.5**
Stddev	26.2	339.	22.9
%RSD	.83960	.81151	.40281
#1	3096.9	41568.	5684.0
#2	3119.9	41629.	5691.0
#3	3149.2	42183.	5648.4

Sample Name: 460-111932-C-16-A@4 Acquired: 4/14/2016 19:54:39 Type: Unk
Method: sw04052016(v10) Mode: CONC Corr. Factor: 1.000000
User: admin Custom ID1: Custom ID2: Custom ID3:
Comment:

Elem	Al3961	As1890	Ag3280	Ba2335	Be3130	Ca3181
Line	396.152 { 85}	189.042 {478}	328.068 {103}	233.527 {445}	313.042 {108}	318.128 {106}
IS Ref	(Y_3710)	(Y_2243)	(Y_3600)	(Y_2243)	(Y_3710)	(Y_3600)
Units	ppb	ppb	ppb	ppb	ppb	ppb
Avg	**48800.**	**88.14**	**.3858**	**264.9**	**1.900**	**5085.**
Stddev	226.	1.68	.2756	.3	.090	23.
%RSD	.4631	1.902	71.45	.1203	4.725	.4575
#1	48590.	89.68	.6677	264.7	1.864	5106.
#2	49040.	88.39	.3727	264.7	2.002	5089.
#3	48770.	86.35	.1169	265.2	1.833	5060.
Check ?	Chk Pass	Chk Pass	Chk Pass	Chk Pass	Chk Pass	Chk Pass
High Limit						
Low Limit						

Elem	Cd2265	Co2286	Cr2677	Cu3247	Fe2714	K_7664
Line	226.502 {449}	228.616 {447}	267.716 {126}	324.754 {104}	271.441 {124}	766.490 { 44}
IS Ref	(Y_2243)	(Y_2243)	(Y_3600)	(Y_3600)	(Y_3600)	(Y_3710)
Units	ppb	ppb	ppb	ppb	ppb	ppb
Avg	**-.3111**	**30.66**	**89.67**	**77.46**	**72570.**	**2007.**
Stddev	.1036	.10	.68	.39	54.	25.
%RSD	33.29	.3145	.7566	.5065	.0742	1.229
#1	-.3528	30.60	90.43	77.42	72620.	1983.
#2	-.3874	30.61	89.47	77.87	72580.	2004.
#3	-.1932	30.77	89.12	77.09	72510.	2033.
Check ?	Chk Pass	Chk Pass	Chk Pass	Chk Pass	Chk Pass	Chk Pass
High Limit						
Low Limit						

Elem	Mg2790	Mn2576	Na5895	Ni2316	Pb2203	Sb2068
Line	279.079 {121}	257.610 {131}	589.592 { 57}	231.604 {446}	220.353 {453}	206.833 {463}
IS Ref	(Y_3600)	(Y_3600)	(Y_3710)	(Y_2243)	(Y_2243)	(Y_2243)
Units	ppb	ppb	ppb	ppb	ppb	ppb
Avg	**6929.**	**917.3**	**171.0**	**55.92**	**239.0**	**2.184**
Stddev	12.	1.2	3.5	.43	1.4	1.039
%RSD	.1787	.1303	2.023	.7720	.5896	47.59
#1	6937.	916.4	174.1	55.47	237.5	3.123
#2	6936.	916.8	171.6	56.33	240.3	2.360
#3	6915.	918.6	167.2	55.94	239.2	1.068
Check ?	Chk Pass	Chk Pass	Chk Pass	Chk Pass	Chk Pass	Chk Pass
High Limit						
Low Limit						

Sample Name: 460-111932-C-16-A@4 Acquired: 4/14/2016 19:54:39 Type: Unk
Method: sw04052016(v10) Mode: CONC Corr. Factor: 1.000000
User: admin Custom ID1: Custom ID2: Custom ID3:
Comment:

Elem	Se196	Tl1908	V_2924	Zn2062	B_2089	Mo2020
Line	196.090 {472}	190.856 {477}	292.402 {115}	206.200 {463}	208.959 {461}	202.030 {467}
IS Ref	(Y_2243)	(Y_2243)	(Y_3600)	(Y_2243)	(Y_2243)	(Y_2243)
Units	ppb	ppb	ppb	ppb	ppb	ppb
Avg	**4.931**	**-.9324**	**119.3**	**312.9**	**4.098**	**3.100**
Stddev	1.832	1.945	1.0	.3	.137	.246
%RSD	37.14	208.6	.8143	.0888	3.349	7.937
#1	3.203	-.9109	119.7	313.0	4.196	3.383
#2	6.851	-2.888	120.0	313.1	4.156	2.976
#3	4.740	1.002	118.2	312.6	3.941	2.941
Check ?	Chk Pass	Chk Pass	Chk Pass	Chk Pass	Chk Pass	Chk Pass
High Limit						
Low Limit						

Elem	Sn1899	Sr4077	Ti3349	Si2881
Line	189.989 {477}	407.771 { 83}	334.941 {101}	288.158 {117}
IS Ref	(Y_2243)	(Y_3710)	(Y_3600)	(Y_2243)
Units	ppb	ppb	ppb	ppb
Avg	**7.555**	**35.35**	**1136.**	**1764.**
Stddev	.924	.33	2.	21.
%RSD	12.23	.9283	.1632	1.200
#1	8.461	34.99	1137.	1744.
#2	6.615	35.64	1134.	1762.
#3	7.589	35.41	1138.	1786.
Check ?	Chk Pass	Chk Pass	Chk Pass	Chk Pass
High Limit				
Low Limit				

Int. Std.	Y_2243	Y_3600	Y_3710
Line	224.306 {450}	360.073 { 94}	371.030 { 91}
Units	Cts/S	Cts/S	Cts/S
Avg	**3083.4**	**41452.**	**5615.6**
Stddev	5.8	179.	6.0
%RSD	.18953	.43194	.10638
#1	3076.8	41250.	5608.8
#2	3088.0	41518.	5618.5
#3	3085.3	41590.	5619.7

Sample Name: 460-111932-C-19-A@10 Acquired: 4/14/2016 20:06:54 Type: Unk
Method: sw04052016(v10) Mode: CONC Corr. Factor: 1.000000
User: admin Custom ID1: Custom ID2: Custom ID3:
Comment:

Elem	Al3961	As1890	Ag3280	Ba2335	Be3130	Ca3181
Line	396.152 { 85}	189.042 {478}	328.068 {103}	233.527 {445}	313.042 {108}	318.128 {106}
IS Ref	(Y_3710)	(Y_2243)	(Y_3600)	(Y_2243)	(Y_3710)	(Y_3600)
Units	ppb	ppb	ppb	ppb	ppb	ppb
Avg	**13250.**	**41.05**	**.8684**	**411.8**	**.9550**	**7055.**
Stddev	102.	1.59	.2691	1.0	.0084	23.
%RSD	.7723	3.870	30.99	.2455	.8762	.3283
#1	13310.	40.46	.7121	412.5	.9462	7043.
#2	13140.	42.85	1.179	412.3	.9629	7082.
#3	13310.	39.84	.7140	410.7	.9557	7041.
Check ?	Chk Pass	Chk Pass	Chk Pass	Chk Pass	Chk Pass	Chk Pass
High Limit						
Low Limit						

Elem	Cd2265	Co2286	Cr2677	Cu3247	Fe2714	K_7664
Line	226.502 {449}	228.616 {447}	267.716 {126}	324.754 {104}	271.441 {124}	766.490 { 44}
IS Ref	(Y_2243)	(Y_2243)	(Y_3600)	(Y_3600)	(Y_3600)	(Y_3710)
Units	ppb	ppb	ppb	ppb	ppb	ppb
Avg	**4.017**	**21.24**	**37.43**	**113.4**	**36210.**	**1095.**
Stddev	.174	.16	.41	.4	27.	9.
%RSD	4.329	.7567	1.106	.3194	.0733	.8351
#1	3.856	21.16	37.48	113.0	36230.	1097.
#2	3.994	21.13	36.99	113.5	36230.	1086.
#3	4.202	21.42	37.81	113.7	36180.	1104.
Check ?	Chk Pass	Chk Pass	Chk Pass	Chk Pass	Chk Pass	Chk Pass
High Limit						
Low Limit						

Elem	Mg2790	Mn2576	Na5895	Ni2316	Pb2203	Sb2068
Line	279.079 {121}	257.610 {131}	589.592 { 57}	231.604 {446}	220.353 {453}	206.833 {463}
IS Ref	(Y_3600)	(Y_3600)	(Y_3710)	(Y_2243)	(Y_2243)	(Y_2243)
Units	ppb	ppb	ppb	ppb	ppb	ppb
Avg	**2245.**	**499.8**	**170.8**	**29.40**	**1122.**	**2.700**
Stddev	12.	1.1	3.4	.41	7.	1.090
%RSD	.5294	.2175	2.019	1.388	.6316	40.37
#1	2235.	499.1	168.0	29.25	1114.	1.507
#2	2258.	501.1	169.8	29.86	1124.	2.952
#3	2242.	499.3	174.7	29.09	1128.	3.643
Check ?	Chk Pass	Chk Pass	Chk Pass	Chk Pass	Chk Pass	Chk Pass
High Limit						
Low Limit						

Sample Name: 460-111932-C-19-A@10 Acquired: 4/14/2016 20:06:54 Type: Unk
Method: sw04052016(v10) Mode: CONC Corr. Factor: 1.000000
User: admin Custom ID1: Custom ID2: Custom ID3:
Comment:

Elem	Se196	Tl1908	V_2924	Zn2062	B_2089	Mo2020
Line	196.090 {472}	190.856 {477}	292.402 {115}	206.200 {463}	208.959 {461}	202.030 {467}
IS Ref	(Y_2243)	(Y_2243)	(Y_3600)	(Y_2243)	(Y_2243)	(Y_2243)
Units	ppb	ppb	ppb	ppb	ppb	ppb
Avg	**4.022**	**-.5557**	**46.90**	**818.8**	**6.244**	**1.229**
Stddev	1.233	.5825	.16	5.6	.220	.205
%RSD	30.66	104.8	.3370	.6848	3.518	16.71
#1	2.918	-.8263	47.05	812.3	6.196	1.147
#2	3.794	-.9536	46.73	822.1	6.484	1.078
#3	5.353	.1128	46.91	821.9	6.052	1.463
Check ?	Chk Pass	Chk Pass	Chk Pass	Chk Pass	Chk Pass	Chk Pass
High Limit						
Low Limit						

Elem	Sn1899	Sr4077	Ti3349	Si2881
Line	189.989 {477}	407.771 { 83}	334.941 {101}	288.158 {117}
IS Ref	(Y_2243)	(Y_3710)	(Y_3600)	(Y_2243)
Units	ppb	ppb	ppb	ppb
Avg	**20.64**	**75.08**	**333.8**	**717.4**
Stddev	.42	.83	.2	19.9
%RSD	2.047	1.100	.0633	2.767
#1	20.34	74.94	333.8	706.1
#2	20.47	74.34	333.6	705.7
#3	21.13	75.97	334.0	740.3
Check ?	Chk Pass	Chk Pass	Chk Pass	Chk Pass
High Limit				
Low Limit				

Int. Std.	Y_2243	Y_3600	Y_3710
Line	224.306 {450}	360.073 { 94}	371.030 { 91}
Units	Cts/S	Cts/S	Cts/S
Avg	**3031.3**	**40475.**	**5402.0**
Stddev	9.4	138.	39.7
%RSD	.31049	.34119	.73459
#1	3041.8	40564.	5439.4
#2	3023.5	40316.	5406.2
#3	3028.7	40546.	5360.4

Sample Name: CCV Acquired: 4/14/2016 20:10:58 Type: QC
Method: sw04052016(v10) Mode: CONC Corr. Factor: 1.000000
User: admin Custom ID1: Custom ID2: Custom ID3:
Comment:

Elem	Al3961	As1890	Ag3280	Ba2335	Be3130	Ca3181
Line	396.152 { 85}	189.042 {478}	328.068 {103}	233.527 {445}	313.042 {108}	318.128 {106}
IS Ref	(Y_3710)	(Y_2243)	(Y_3600)	(Y_2243)	(Y_3710)	(Y_3600)
Units	ppb	ppb	ppb	ppb	ppb	ppb
Avg	**121300.**	**2491.**	**1241.**	**10280.**	**981.0**	**128400.**
Stddev	490.	11.	4.	7.	2.6	1057.
%RSD	.4041	.4355	.3401	.0667	.2683	.8235
#1	120900.	2500.	1237.	10280.	979.3	127400.
#2	121800.	2492.	1239.	10280.	984.0	128200.
#3	121200.	2479.	1245.	10270.	979.6	129500.
Check ?	Chk Pass	Chk Pass	Chk Pass	Chk Pass	Chk Pass	Chk Pass
Value						
Range						

Elem	Cd2265	Co2286	Cr2677	Cu3247	Fe2714	K_7664
Line	226.502 {449}	228.616 {447}	267.716 {126}	324.754 {104}	271.441 {124}	766.490 { 44}
IS Ref	(Y_2243)	(Y_2243)	(Y_3600)	(Y_3600)	(Y_3600)	(Y_3710)
Units	ppb	ppb	ppb	ppb	ppb	ppb
Avg	**1267.**	**2535.**	**5163.**	**12520.**	**99930.**	**49260.**
Stddev	2.	2.	34.	20.	547.	147.
%RSD	.1225	.0767	.6585	.1575	.5470	.2985
#1	1265.	2533.	5131.	12520.	99560.	49100.
#2	1267.	2536.	5161.	12540.	99660.	49280.
#3	1268.	2536.	5199.	12500.	100600.	49390.
Check ?	Chk Pass	Chk Pass	Chk Pass	Chk Pass	Chk Pass	Chk Pass
Value						
Range						

Elem	Mg2790	Mn2576	Na5895	Ni2316	Pb2203	Sb2068
Line	279.079 {121}	257.610 {131}	589.592 { 57}	231.604 {446}	220.353 {453}	206.833 {463}
IS Ref	(Y_3600)	(Y_3600)	(Y_3710)	(Y_2243)	(Y_2243)	(Y_2243)
Units	ppb	ppb	ppb	ppb	ppb	ppb
Avg	**123900.**	**5165.**	**121200.**	**2574.**	**7481.**	**983.4**
Stddev	655.	31.	812.	2.	7.	2.2
%RSD	.5287	.6094	.6698	.0834	.0895	.2196
#1	123400.	5135.	120900.	2573.	7481.	985.9
#2	123800.	5162.	122200.	2577.	7475.	982.1
#3	124600.	5197.	120700.	2573.	7488.	982.1
Check ?	Chk Pass	Chk Pass	Chk Pass	Chk Pass	Chk Pass	Chk Pass
Value						
Range						

Sample Name: CCV Acquired: 4/14/2016 20:10:58 Type: QC
Method: sw04052016(v10) Mode: CONC Corr. Factor: 1.000000
User: admin Custom ID1: Custom ID2: Custom ID3:
Comment:

Elem	Se196	Tl1908	V_2924	Zn2062	B_2089	Mo2020
Line	196.090 {472}	190.856 {477}	292.402 {115}	206.200 {463}	208.959 {461}	202.030 {467}
IS Ref	(Y_2243)	(Y_2243)	(Y_3600)	(Y_2243)	(Y_2243)	(Y_2243)
Units	ppb	ppb	ppb	ppb	ppb	ppb
Avg	**2486.**	**2558.**	**2535.**	**2530.**	**1012.**	**2541.**
Stddev	14.	5.	14.	12.	3.	2.
%RSD	.5471	.2029	.5486	.4814	.2968	.0802
#1	2501.	2557.	2522.	2517.	1014.	2542.
#2	2485.	2553.	2533.	2529.	1014.	2542.
#3	2473.	2563.	2550.	2542.	1009.	2539.
Check ?	Chk Pass	Chk Pass	Chk Pass	Chk Pass	Chk Pass	Chk Pass
Value						
Range						

Elem	Sn1899	Sr4077	Ti3349	Si2881
Line	189.989 {477}	407.771 { 83}	334.941 {101}	288.158 {117}
IS Ref	(Y_2243)	(Y_3710)	(Y_3600)	(Y_2243)
Units	ppb	ppb	ppb	ppb
Avg	**1024.**	**5032.**	**10020.**	**9593.**
Stddev	2.	8.	10.	62.
%RSD	.2245	.1633	.0977	.6491
#1	1026.	5027.	10020.	9665.
#2	1025.	5041.	10010.	9559.
#3	1022.	5027.	10020.	9556.
Check ?	Chk Pass	Chk Pass	Chk Pass	None
Value				
Range				

Int. Std.	Y_2243	Y_3600	Y_3710
Line	224.306 {450}	360.073 { 94}	371.030 { 91}
Units	Cts/S	Cts/S	Cts/S
Avg	**2790.7**	**37197.**	**5110.0**
Stddev	4.6	294.	88.4
%RSD	.16426	.79012	1.7305
#1	2793.7	37433.	5196.9
#2	2793.0	37290.	5113.1
#3	2785.4	36868.	5020.1

Sample Name: CCVL Acquired: 4/14/2016 20:19:20 Type: QC
Method: sw04052016(v10) Mode: CONC Corr. Factor: 1.000000
User: admin Custom ID1: Custom ID2: Custom ID3:
Comment:

Elem	Al3961	As1890	Ag3280	Ba2335	Be3130	Ca3181
Line	396.152 { 85}	189.042 {478}	328.068 {103}	233.527 {445}	313.042 {108}	318.128 {106}
IS Ref	(Y_3710)	(Y_2243)	(Y_3600)	(Y_2243)	(Y_3710)	(Y_3600)
Units	ppb	ppb	ppb	ppb	ppb	ppb
Avg	F **13.61**	F **2.176**	F **1.014**	F **14.24**	F **.0731**	F **367.7**
Stddev	12.26	.485	.735	12.24	.2014	334.9
%RSD	90.07	22.28	72.46	85.97	275.7	91.07
#1	-.4149	2.327	.1856	.1632	-.1251	-18.10
#2	18.97	2.568	1.270	20.17	.0668	538.5
#3	22.29	1.634	1.587	22.39	.2775	582.9
Check ?	Chk Fail	Chk Fail	Chk Fail	Chk Fail	Chk Fail	Chk Fail
Value	200.0	15.00	10.00	200.0	2.000	5000.
Range	-30.50%	-30.50%	-30.50%	-30.50%	-30.50%	-30.50%

Elem	Cd2265	Co2286	Cr2677	Cu3247	Fe2714	K_7664
Line	226.502 {449}	228.616 {447}	267.716 {126}	324.754 {104}	271.441 {124}	766.490 { 44}
IS Ref	(Y_2243)	(Y_2243)	(Y_3600)	(Y_3600)	(Y_3600)	(Y_3710)
Units	ppb	ppb	ppb	ppb	ppb	ppb
Avg	F **.3602**	F **3.757**	F **.7285**	F **-.9919**	F **6.135**	F **215.8**
Stddev	.2327	3.052	.7779	1.654	12.33	287.7
%RSD	64.61	81.25	106.8	166.7	201.0	133.3
#1	.0918	.2502	-.1282	-2.902	-8.101	-24.22
#2	.5051	5.204	1.390	-.0185	13.07	137.0
#3	.4836	5.817	.9233	-.0558	13.43	534.7
Check ?	Chk Fail	Chk Fail	Chk Fail	Chk Fail	Chk Fail	Chk Fail
Value	4.000	50.00	10.00	25.00	150.0	5000.
Range	-30.50%	-30.50%	-30.50%	-30.50%	-30.50%	-30.50%

Elem	Mg2790	Mn2576	Na5895	Ni2316	Pb2203	Sb2068
Line	279.079 {121}	257.610 {131}	589.592 { 57}	231.604 {446}	220.353 {453}	206.833 {463}
IS Ref	(Y_3600)	(Y_3600)	(Y_3710)	(Y_2243)	(Y_2243)	(Y_2243)
Units	ppb	ppb	ppb	ppb	ppb	ppb
Avg	F **342.3**	F **1.127**	F **208.2**	F **2.699**	F **-2.960**	F **.3070**
Stddev	298.7	1.092	295.0	2.529	.844	1.126
%RSD	87.27	96.91	141.7	93.70	28.50	366.7
#1	-1.855	-.1327	-33.66	-.1416	-3.822	-.7443
#2	494.0	1.810	121.3	3.532	-2.922	.1704
#3	534.7	1.704	536.9	4.706	-2.136	1.495
Check ?	Chk Fail	Chk Fail	Chk Fail	Chk Fail	Chk Fail	Chk Fail
Value	5000.	15.00	5000.	40.00	10.00	20.00
Range	-30.50%	-30.50%	-30.50%	-30.50%	-30.50%	-30.50%

Sample Name: CCVL Acquired: 4/14/2016 20:19:20 Type: QC
Method: sw04052016(v10) Mode: CONC Corr. Factor: 1.000000
User: admin Custom ID1: Custom ID2: Custom ID3:
Comment:

Elem	Se196	Tl1908	V_2924	Zn2062	B_2089	Mo2020
Line	196.090 {472}	190.856 {477}	292.402 {115}	206.200 {463}	208.959 {461}	202.030 {467}
IS Ref	(Y_2243)	(Y_2243)	(Y_3600)	(Y_2243)	(Y_2243)	(Y_2243)
Units	ppb	ppb	ppb	ppb	ppb	ppb
Avg	F **-3.251**	F **6.521**	F **3.851**	F **2.331**	F **-.2619**	F **.8509**
Stddev	1.542	.782	3.298	1.822	3.176	1.061
%RSD	47.43	11.99	85.63	78.18	1213.	124.7
#1	-4.397	5.956	.0564	.2342	-3.907	-.3680
#2	-1.498	7.413	5.475	3.226	1.212	1.351
#3	-3.859	6.194	6.023	3.532	1.909	1.570
Check ?	Chk Fail	Chk Fail	Chk Fail	Chk Fail	Chk Fail	Chk Fail
Value	20.00	20.00	50.00	30.00	50.00	20.00
Range	-30.50%	-30.50%	-30.50%	-30.50%	-30.50%	-30.50%

Elem	Sn1899	Sr4077	Ti3349	Si2881
Line	189.989 {477}	407.771 { 83}	334.941 {101}	288.158 {117}
IS Ref	(Y_2243)	(Y_3710)	(Y_3600)	(Y_2243)
Units	ppb	ppb	ppb	ppb
Avg	F **2.825**	F **1.014**	F **1.448**	F **-17.56**
Stddev	3.424	1.254	1.883	24.04
%RSD	121.2	123.7	130.1	136.9
#1	-1.118	-.2536	-.6877	-36.45
#2	4.550	1.042	2.869	9.504
#3	5.043	2.254	2.162	-25.73
Check ?	Chk Fail	Chk Fail	Chk Fail	Chk Fail
Value	50.00	20.00	20.00	200.0
Range	-30.50%	-30.50%	-30.50%	-30.50%

Int. Std.	Y_2243	Y_3600	Y_3710
Line	224.306 {450}	360.073 { 94}	371.030 { 91}
Units	Cts/S	Cts/S	Cts/S
Avg	**6883.2**	**80322.**	**8226.4**
Stddev	1099.3	5197.	1479.1
%RSD	15.971	6.4705	17.980
#1	8152.6	86268.	6783.8
#2	6253.0	78053.	9739.4
#3	6244.0	76644.	8156.1

Sample Name: CCV Acquired: 4/14/2016 20:25:39 Type: QC
Method: sw04052016(v10) Mode: CONC Corr. Factor: 1.000000
User: admin Custom ID1: Custom ID2: Custom ID3:
Comment:

Elem	Al3961	As1890	Ag3280	Ba2335	Be3130	Ca3181
Line	396.152 { 85}	189.042 {478}	328.068 {103}	233.527 {445}	313.042 {108}	318.128 {106}
IS Ref	(Y_3710)	(Y_2243)	(Y_3600)	(Y_2243)	(Y_3710)	(Y_3600)
Units	ppb	ppb	ppb	ppb	ppb	ppb
Avg	**120100.**	**2493.**	**1204.**	**10170.**	**982.4**	**125100.**
Stddev	374.	6.	1.	22.	4.3	41.
%RSD	.3115	.2249	.0949	.2192	.4339	.0328
#1	120200.	2487.	1203.	10150.	985.9	125000.
#2	120500.	2492.	1203.	10200.	983.6	125100.
#3	119700.	2498.	1205.	10170.	977.7	125000.
Check ?	Chk Pass	Chk Pass	Chk Pass	Chk Pass	Chk Pass	Chk Pass
Value						
Range						

Elem	Cd2265	Co2286	Cr2677	Cu3247	Fe2714	K_7664
Line	226.502 {449}	228.616 {447}	267.716 {126}	324.754 {104}	271.441 {124}	766.490 { 44}
IS Ref	(Y_2243)	(Y_2243)	(Y_3600)	(Y_3600)	(Y_3600)	(Y_3710)
Units	ppb	ppb	ppb	ppb	ppb	ppb
Avg	**1258.**	**2496.**	**5099.**	**12380.**	**99060.**	**48380.**
Stddev	2.	5.	6.	17.	243.	211.
%RSD	.1846	.2146	.1106	.1385	.2455	.4367
#1	1255.	2490.	5105.	12400.	99270.	48240.
#2	1260.	2498.	5096.	12370.	99110.	48630.
#3	1259.	2501.	5095.	12390.	98790.	48290.
Check ?	Chk Pass	Chk Pass	Chk Pass	Chk Pass	Chk Pass	Chk Pass
Value						
Range						

Elem	Mg2790	Mn2576	Na5895	Ni2316	Pb2203	Sb2068
Line	279.079 {121}	257.610 {131}	589.592 { 57}	231.604 {446}	220.353 {453}	206.833 {463}
IS Ref	(Y_3600)	(Y_3600)	(Y_3710)	(Y_2243)	(Y_2243)	(Y_2243)
Units	ppb	ppb	ppb	ppb	ppb	ppb
Avg	**121200.**	**5065.**	**122000.**	**2546.**	**7409.**	**983.0**
Stddev	124.	4.	632.	7.	12.	2.4
%RSD	.1019	.0846	.5179	.2595	.1685	.2404
#1	121100.	5070.	122600.	2539.	7397.	980.5
#2	121400.	5062.	122000.	2552.	7422.	985.2
#3	121200.	5064.	121300.	2547.	7408.	983.4
Check ?	Chk Pass	Chk Pass	Chk Pass	Chk Pass	Chk Pass	Chk Pass
Value						
Range						

Sample Name: CCV Acquired: 4/14/2016 20:25:39 Type: QC
Method: sw04052016(v10) Mode: CONC Corr. Factor: 1.000000
User: admin Custom ID1: Custom ID2: Custom ID3:
Comment:

Elem	Se196	Tl1908	V_2924	Zn2062	B_2089	Mo2020
Line	196.090 {472}	190.856 {477}	292.402 {115}	206.200 {463}	208.959 {461}	202.030 {467}
IS Ref	(Y_2243)	(Y_2243)	(Y_3600)	(Y_2243)	(Y_2243)	(Y_2243)
Units	ppb	ppb	ppb	ppb	ppb	ppb
Avg	**2493.**	**2500.**	**2493.**	**2494.**	**1007.**	**2508.**
Stddev	5.	10.	1.	5.	3.	7.
%RSD	.2004	.4133	.0374	.1880	.3103	.2840
#1	2488.	2490.	2494.	2491.	1003.	2499.
#2	2495.	2501.	2492.	2499.	1009.	2512.
#3	2497.	2510.	2493.	2490.	1009.	2512.
Check ?	Chk Pass	Chk Pass	Chk Pass	Chk Pass	Chk Pass	Chk Pass
Value						
Range						

Elem	Sn1899	Sr4077	Ti3349	Si2881
Line	189.989 {477}	407.771 { 83}	334.941 {101}	288.158 {117}
IS Ref	(Y_2243)	(Y_3710)	(Y_3600)	(Y_2243)
Units	ppb	ppb	ppb	ppb
Avg	**1011.**	**5015.**	**9905.**	**9501.**
Stddev	3.	10.	81.	30.
%RSD	.3017	.1970	.8138	.3122
#1	1010.	5022.	9825.	9467.
#2	1015.	5019.	9906.	9518.
#3	1009.	5003.	9986.	9519.
Check ?	Chk Pass	Chk Pass	Chk Pass	None
Value				
Range				

Int. Std.	Y_2243	Y_3600	Y_3710
Line	224.306 {450}	360.073 { 94}	371.030 { 91}
Units	Cts/S	Cts/S	Cts/S
Avg	**2855.2**	**38132.**	**5286.6**
Stddev	7.8	35.	13.5
%RSD	.27409	.09133	.25587
#1	2864.1	38105.	5295.7
#2	2849.4	38172.	5271.1
#3	2852.0	38120.	5293.0

Sample Name: CCB Acquired: 4/14/2016 20:29:20 Type: QC
Method: sw04052016(v10) Mode: CONC Corr. Factor: 1.000000
User: admin Custom ID1: Custom ID2: Custom ID3:
Comment:

Elem	Al3961	As1890	Ag3280	Ba2335	Be3130	Ca3181
Line	396.152 { 85}	189.042 {478}	328.068 {103}	233.527 {445}	313.042 {108}	318.128 {106}
IS Ref	(Y_3710)	(Y_2243)	(Y_3600)	(Y_2243)	(Y_3710)	(Y_3600)
Units	ppb	ppb	ppb	ppb	ppb	ppb
Avg	**-1.768**	**-1.114**	**-.2134**	**.0339**	**.0185**	**-9.027**
Stddev	9.509	2.467	.3290	.1555	.0666	4.174
%RSD	537.9	221.5	154.2	458.9	361.1	46.24
#1	-2.844	-3.328	-.4393	.1835	.0832	-13.85
#2	8.234	-1.559	.1640	.0452	-.0499	-6.651
#3	-10.69	1.546	-.3649	-.1270	.0220	-6.583
Check ?	Chk Pass	Chk Pass	Chk Pass	Chk Pass	Chk Pass	Chk Pass
High Limit						
Low Limit						

Elem	Cd2265	Co2286	Cr2677	Cu3247	Fe2714	K_7664
Line	226.502 {449}	228.616 {447}	267.716 {126}	324.754 {104}	271.441 {124}	766.490 { 44}
IS Ref	(Y_2243)	(Y_2243)	(Y_3600)	(Y_3600)	(Y_3600)	(Y_3710)
Units	ppb	ppb	ppb	ppb	ppb	ppb
Avg	**-.0034**	**-.0408**	**.3962**	**-.2287**	**1.183**	**10.24**
Stddev	.0660	.3395	.6860	.1823	2.770	17.15
%RSD	1946.	832.2	173.2	79.71	234.2	167.5
#1	-.0780	-.2631	.6356	-.4186	-1.740	-8.054
#2	.0474	-.2093	-.3774	-.0552	1.521	25.95
#3	.0204	.3500	.9303	-.2121	3.768	12.81
Check ?	Chk Pass	Chk Pass	Chk Pass	Chk Pass	Chk Pass	Chk Pass
High Limit						
Low Limit						

Elem	Mg2790	Mn2576	Na5895	Ni2316	Pb2203	Sb2068
Line	279.079 {121}	257.610 {131}	589.592 { 57}	231.604 {446}	220.353 {453}	206.833 {463}
IS Ref	(Y_3600)	(Y_3600)	(Y_3710)	(Y_2243)	(Y_2243)	(Y_2243)
Units	ppb	ppb	ppb	ppb	ppb	ppb
Avg	**-2.376**	**-.0294**	**-.5902**	**.0603**	**-2.048**	**.3546**
Stddev	4.748	.1120	9.129	.3799	1.417	.3204
%RSD	199.8	380.5	1547.	629.9	69.17	90.36
#1	-7.313	.0811	9.377	.4988	-3.346	.0566
#2	-1.972	-.0265	-2.603	-.1705	-.5371	.6935
#3	2.157	-.1429	-8.545	-.1473	-2.261	.3137
Check ?	Chk Pass	Chk Pass	Chk Pass	Chk Pass	Chk Pass	Chk Pass
High Limit						
Low Limit						

Sample Name: CCB Acquired: 4/14/2016 20:29:20 Type: QC
Method: sw04052016(v10) Mode: CONC Corr. Factor: 1.000000
User: admin Custom ID1: Custom ID2: Custom ID3:
Comment:

Elem	Se196	Tl1908	V_2924	Zn2062	B_2089	Mo2020
Line	196.090 {472}	190.856 {477}	292.402 {115}	206.200 {463}	208.959 {461}	202.030 {467}
IS Ref	(Y_2243)	(Y_2243)	(Y_3600)	(Y_2243)	(Y_2243)	(Y_2243)
Units	ppb	ppb	ppb	ppb	ppb	ppb
Avg	**-.3256**	**-.7057**	**-.0982**	**-.0323**	**-.2723**	**.4350**
Stddev	2.263	.4174	.1613	.0702	.8835	.5694
%RSD	694.9	59.15	164.2	217.7	324.4	130.9
#1	-.7902	-.3842	.0551	-.0935	-.8861	1.066
#2	-2.320	-1.177	-.2666	-.0478	.7402	-.0405
#3	2.133	-.5555	-.0832	.0444	-.6711	.2795
Check ?	Chk Pass	Chk Pass	Chk Pass	Chk Pass	Chk Pass	Chk Pass
High Limit						
Low Limit						

Elem	Sn1899	Sr4077	Ti3349	Si2881
Line	189.989 {477}	407.771 { 83}	334.941 {101}	288.158 {117}
IS Ref	(Y_2243)	(Y_3710)	(Y_3600)	(Y_2243)
Units	ppb	ppb	ppb	ppb
Avg	**.1221**	**.0111**	**.0199**	**-6.203**
Stddev	1.276	.0612	.0547	8.187
%RSD	1045.	552.8	274.3	132.0
#1	.5555	-.0545	.0393	3.205
#2	-1.315	.0212	.0623	-11.71
#3	1.125	.0665	-.0418	-10.10
Check ?	Chk Pass	Chk Pass	Chk Pass	None
High Limit				
Low Limit				

Int. Std.	Y_2243	Y_3600	Y_3710
Line	224.306 {450}	360.073 { 94}	371.030 { 91}
Units	Cts/S	Cts/S	Cts/S
Avg	**3036.4**	**40527.**	**5389.9**
Stddev	4.6	163.	62.6
%RSD	.15251	.40231	1.1610
#1	3041.4	40597.	5444.2
#2	3032.3	40644.	5403.9
#3	3035.6	40341.	5321.5

Sample Name: 460-111932-C-20-A@4 Acquired: 4/14/2016 20:37:25 Type: Unk
Method: sw04052016(v10) Mode: CONC Corr. Factor: 1.000000
User: admin Custom ID1: Custom ID2: Custom ID3:
Comment:

Elem	Al3961	As1890	Ag3280	Ba2335	Be3130	Ca3181
Line	396.152 { 85}	189.042 {478}	328.068 {103}	233.527 {445}	313.042 {108}	318.128 {106}
IS Ref	(Y_3710)	(Y_2243)	(Y_3600)	(Y_2243)	(Y_3710)	(Y_3600)
Units	ppb	ppb	ppb	ppb	ppb	ppb
Avg	**34190.**	**202.5**	**1.070**	**337.6**	**2.038**	**5930.**
Stddev	119.	1.5	.171	.2	.078	29.
%RSD	.3477	.7244	15.94	.0735	3.846	.4890
#1	34320.	203.6	1.192	337.6	2.126	5910.
#2	34100.	200.9	1.144	337.4	2.012	5917.
#3	34140.	203.2	.8752	337.9	1.976	5963.
Check ?	Chk Pass	Chk Pass	Chk Pass	Chk Pass	Chk Pass	Chk Pass
High Limit						
Low Limit						

Elem	Cd2265	Co2286	Cr2677	Cu3247	Fe2714	K_7664
Line	226.502 {449}	228.616 {447}	267.716 {126}	324.754 {104}	271.441 {124}	766.490 { 44}
IS Ref	(Y_2243)	(Y_2243)	(Y_3600)	(Y_3600)	(Y_3600)	(Y_3710)
Units	ppb	ppb	ppb	ppb	ppb	ppb
Avg	**1.132**	**31.26**	**75.39**	**90.70**	**62680.**	**1760.**
Stddev	.027	.09	.79	.61	53.	17.
%RSD	2.367	.2990	1.048	.6734	.0849	.9827
#1	1.161	31.22	74.96	90.66	62640.	1751.
#2	1.127	31.20	76.31	91.32	62740.	1749.
#3	1.108	31.37	74.91	90.10	62660.	1780.
Check ?	Chk Pass	Chk Pass	Chk Pass	Chk Pass	Chk Pass	Chk Pass
High Limit						
Low Limit						

Elem	Mg2790	Mn2576	Na5895	Ni2316	Pb2203	Sb2068
Line	279.079 {121}	257.610 {131}	589.592 { 57}	231.604 {446}	220.353 {453}	206.833 {463}
IS Ref	(Y_3600)	(Y_3600)	(Y_3710)	(Y_2243)	(Y_2243)	(Y_2243)
Units	ppb	ppb	ppb	ppb	ppb	ppb
Avg	**4903.**	**1805.**	**274.8**	**41.92**	**626.8**	**3.055**
Stddev	3.	8.	4.9	.74	1.8	.826
%RSD	.0643	.4344	1.777	1.769	.2823	27.04
#1	4903.	1802.	277.2	41.39	626.4	3.807
#2	4906.	1800.	278.0	41.60	625.3	2.171
#3	4900.	1814.	269.2	42.76	628.8	3.189
Check ?	Chk Pass	Chk Pass	Chk Pass	Chk Pass	Chk Pass	Chk Pass
High Limit						
Low Limit						

Sample Name: 460-111932-C-20-A@4 Acquired: 4/14/2016 20:37:25 Type: Unk
Method: sw04052016(v10) Mode: CONC Corr. Factor: 1.000000
User: admin Custom ID1: Custom ID2: Custom ID3:
Comment:

Elem	Se196	Tl1908	V_2924	Zn2062	B_2089	Mo2020
Line	196.090 {472}	190.856 {477}	292.402 {115}	206.200 {463}	208.959 {461}	202.030 {467}
IS Ref	(Y_2243)	(Y_2243)	(Y_3600)	(Y_2243)	(Y_2243)	(Y_2243)
Units	ppb	ppb	ppb	ppb	ppb	ppb
Avg	**5.922**	**-1.130**	**119.4**	**391.1**	**5.648**	**2.948**
Stddev	1.188	.771	.8	2.2	.092	.256
%RSD	20.06	68.23	.6733	.5650	1.626	8.687
#1	5.368	-.2399	118.5	389.8	5.626	2.835
#2	7.285	-1.561	120.1	389.8	5.749	3.241
#3	5.112	-1.590	119.5	393.6	5.569	2.768
Check ?	Chk Pass	Chk Pass	Chk Pass	Chk Pass	Chk Pass	Chk Pass
High Limit						
Low Limit						

Elem	Sn1899	Sr4077	Ti3349	Si2881
Line	189.989 {477}	407.771 { 83}	334.941 {101}	288.158 {117}
IS Ref	(Y_2243)	(Y_3710)	(Y_3600)	(Y_2243)
Units	ppb	ppb	ppb	ppb
Avg	**14.44**	**46.61**	**623.5**	**1299.**
Stddev	.14	.13	1.3	7.
%RSD	.9420	.2872	.2101	.5516
#1	14.44	46.75	624.2	1293.
#2	14.31	46.48	624.3	1297.
#3	14.58	46.60	622.0	1307.
Check ?	Chk Pass	Chk Pass	Chk Pass	Chk Pass
High Limit				
Low Limit				

Int. Std.	Y_2243	Y_3600	Y_3710
Line	224.306 {450}	360.073 { 94}	371.030 { 91}
Units	Cts/S	Cts/S	Cts/S
Avg	**3157.3**	**42269.**	**5687.1**
Stddev	7.9	237.	62.6
%RSD	.25148	.56040	1.1011
#1	3158.3	42156.	5685.7
#2	3164.8	42541.	5750.5
#3	3149.0	42110.	5625.3

Sample Name: LCSSRM 460-362460/2- Acquired: 4/14/2016 20:41:19 Type: Unk
Method: sw04052016(v10) Mode: CONC Corr. Factor: 1.000000
User: admin Custom ID1: Custom ID2: Custom ID3:
Comment:

Elem	Al3961	As1890	Ag3280	Ba2335	Be3130	Ca3181
Line	396.152 { 85}	189.042 {478}	328.068 {103}	233.527 {445}	313.042 {108}	318.128 {106}
IS Ref	(Y_3710)	(Y_2243)	(Y_3600)	(Y_2243)	(Y_3710)	(Y_3600)
Units	ppb	ppb	ppb	ppb	ppb	ppb
Avg	**33520.**	**674.5**	**142.3**	**1039.**	**466.1**	**27520.**
Stddev	67.	2.8	.9	3.	1.1	155.
%RSD	.2013	.4093	.6279	.3040	.2361	.5630
#1	33590.	677.0	141.3	1042.	467.3	27380.
#2	33480.	675.1	142.5	1036.	465.5	27490.
#3	33470.	671.5	143.0	1040.	465.3	27680.
Check ?	Chk Pass	Chk Pass	Chk Pass	Chk Pass	Chk Pass	Chk Pass
High Limit						
Low Limit						

Elem	Cd2265	Co2286	Cr2677	Cu3247	Fe2714	K_7664
Line	226.502 {449}	228.616 {447}	267.716 {126}	324.754 {104}	271.441 {124}	766.490 { 44}
IS Ref	(Y_2243)	(Y_2243)	(Y_3600)	(Y_3600)	(Y_3600)	(Y_3710)
Units	ppb	ppb	ppb	ppb	ppb	ppb
Avg	**443.0**	**828.7**	**727.7**	**836.2**	**67590.**	**10530.**
Stddev	.2	6.3	1.9	1.1	164.	25.
%RSD	.0374	.7652	.2565	.1306	.2427	.2407
#1	443.1	822.2	727.5	835.1	67760.	10500.
#2	442.9	828.9	725.9	836.2	67430.	10550.
#3	442.9	834.9	729.7	837.3	67590.	10540.
Check ?	Chk Pass	Chk Pass	Chk Pass	Chk Pass	Chk Pass	Chk Pass
High Limit						
Low Limit						

Elem	Mg2790	Mn2576	Na5895	Ni2316	Pb2203	Sb2068
Line	279.079 {121}	257.610 {131}	589.592 { 57}	231.604 {446}	220.353 {453}	206.833 {463}
IS Ref	(Y_3600)	(Y_3600)	(Y_3710)	(Y_2243)	(Y_2243)	(Y_2243)
Units	ppb	ppb	ppb	ppb	ppb	ppb
Avg	**11570.**	**1539.**	**3941.**	**716.2**	**729.9**	**397.6**
Stddev	89.	7.	38.	2.9	1.6	1.8
%RSD	.7658	.4342	.9604	.4057	.2219	.4405
#1	11500.	1534.	3985.	719.3	731.0	399.6
#2	11550.	1536.	3919.	713.5	728.0	396.9
#3	11670.	1547.	3920.	715.7	730.6	396.4
Check ?	Chk Pass	Chk Pass	Chk Pass	Chk Pass	Chk Pass	Chk Pass
High Limit						
Low Limit						

Sample Name: LCSSRM 460-362460/2- Acquired: 4/14/2016 20:41:19 Type: Unk
Method: sw04052016(v10) Mode: CONC Corr. Factor: 1.000000
User: admin Custom ID1: Custom ID2: Custom ID3:
Comment:

Elem	Se196	Tl1908	V_2924	Zn2062	B_2089	Mo2020
Line	196.090 {472}	190.856 {477}	292.402 {115}	206.200 {463}	208.959 {461}	202.030 {467}
IS Ref	(Y_2243)	(Y_2243)	(Y_3600)	(Y_2243)	(Y_2243)	(Y_2243)
Units	ppb	ppb	ppb	ppb	ppb	ppb
Avg	**862.9**	**760.9**	**549.0**	**969.9**	**634.6**	**600.9**
Stddev	.9	4.2	1.6	2.6	2.6	2.0
%RSD	.1099	.5571	.2968	.2685	.4056	.3353
#1	863.9	764.5	547.1	971.6	635.8	602.1
#2	862.0	756.2	549.8	966.9	631.6	598.6
#3	862.9	762.1	550.0	971.1	636.3	602.1
Check ?	Chk Pass	Chk Pass	Chk Pass	Chk Pass	Chk Pass	Chk Pass
High Limit						
Low Limit						

Elem	Sn1899	Sr4077	Ti3349	Si2881
Line	189.989 {477}	407.771 { 83}	334.941 {101}	288.158 {117}
IS Ref	(Y_2243)	(Y_3710)	(Y_3600)	(Y_2243)
Units	ppb	ppb	ppb	ppb
Avg	**742.0**	**520.9**	**1352.**	**1543.**
Stddev	1.2	1.3	1.	36.
%RSD	.1590	.2417	.1033	2.359
#1	742.8	522.3	1351.	1531.
#2	740.7	519.9	1350.	1515.
#3	742.6	520.4	1353.	1584.
Check ?	Chk Pass	Chk Pass	Chk Pass	None
High Limit				
Low Limit				

Int. Std.	Y_2243	Y_3600	Y_3710
Line	224.306 {450}	360.073 { 94}	371.030 { 91}
Units	Cts/S	Cts/S	Cts/S
Avg	**3144.7**	**42196.**	**5650.4**
Stddev	11.7	234.	43.5
%RSD	.37179	.55366	.76998
#1	3133.0	41941.	5609.4
#2	3156.4	42400.	5645.8
#3	3144.8	42247.	5696.0

Sample Name: CCVL Acquired: 4/14/2016 20:33:24 Type: QC
Method: sw04052016(v10) Mode: CONC Corr. Factor: 1.000000
User: admin Custom ID1: Custom ID2: Custom ID3:
Comment:

Elem	Al3961	As1890	Ag3280	Ba2335	Be3130	Ca3181
Line	396.152 { 85}	189.042 {478}	328.068 {103}	233.527 {445}	313.042 {108}	318.128 {106}
IS Ref	(Y_3710)	(Y_2243)	(Y_3600)	(Y_2243)	(Y_3710)	(Y_3600)
Units	ppb	ppb	ppb	ppb	ppb	ppb
Avg	**209.8**	**14.47**	**9.790**	**208.9**	**1.983**	**5029.**
Stddev	4.7	.69	.277	.4	.073	31.
%RSD	2.244	4.782	2.833	.2026	3.689	.6072
#1	206.1	14.76	9.480	209.4	1.993	5021.
#2	208.3	13.68	10.01	208.6	2.051	5063.
#3	215.1	14.97	9.874	208.9	1.906	5004.
Check ?	Chk Pass	Chk Pass	Chk Pass	Chk Pass	Chk Pass	Chk Pass
Value						
Range						

Elem	Cd2265	Co2286	Cr2677	Cu3247	Fe2714	K_7664
Line	226.502 {449}	228.616 {447}	267.716 {126}	324.754 {104}	271.441 {124}	766.490 { 44}
IS Ref	(Y_2243)	(Y_2243)	(Y_3600)	(Y_3600)	(Y_3600)	(Y_3710)
Units	ppb	ppb	ppb	ppb	ppb	ppb
Avg	**4.133**	**52.53**	**10.81**	**23.99**	**151.1**	**4696.**
Stddev	.048	.28	.56	.10	13.3	41.
%RSD	1.167	.5261	5.186	.4227	8.825	.8650
#1	4.132	52.82	10.77	24.06	144.8	4651.
#2	4.181	52.27	11.39	24.04	142.1	4731.
#3	4.084	52.51	10.27	23.87	166.4	4705.
Check ?	Chk Pass	Chk Pass	Chk Pass	Chk Pass	Chk Pass	Chk Pass
Value						
Range						

Elem	Mg2790	Mn2576	Na5895	Ni2316	Pb2203	Sb2068
Line	279.079 {121}	257.610 {131}	589.592 { 57}	231.604 {446}	220.353 {453}	206.833 {463}
IS Ref	(Y_3600)	(Y_3600)	(Y_3710)	(Y_2243)	(Y_2243)	(Y_2243)
Units	ppb	ppb	ppb	ppb	ppb	ppb
Avg	**4799.**	**15.90**	**4763.**	**42.81**	**11.05**	**17.54**
Stddev	25.	.14	31.	.32	2.12	.54
%RSD	.5200	.8870	.6517	.7420	19.20	3.089
#1	4800.	15.99	4736.	42.99	9.224	17.01
#2	4824.	15.97	4757.	43.01	13.38	18.09
#3	4774.	15.74	4797.	42.45	10.55	17.52
Check ?	Chk Pass	Chk Pass	Chk Pass	Chk Pass	Chk Pass	Chk Pass
Value						
Range						

Sample Name: CCVL Acquired: 4/14/2016 20:33:24 Type: QC
Method: sw04052016(v10) Mode: CONC Corr. Factor: 1.000000
User: admin Custom ID1: Custom ID2: Custom ID3:
Comment:

Elem	Se196	Tl1908	V_2924	Zn2062	B_2089	Mo2020
Line	196.090 {472}	190.856 {477}	292.402 {115}	206.200 {463}	208.959 {461}	202.030 {467}
IS Ref	(Y_2243)	(Y_2243)	(Y_3600)	(Y_2243)	(Y_2243)	(Y_2243)
Units	ppb	ppb	ppb	ppb	ppb	ppb
Avg	**19.24**	**22.16**	**50.84**	**31.60**	**48.96**	**19.59**
Stddev	2.50	.35	.27	.05	.84	.14
%RSD	12.98	1.572	.5247	.1523	1.712	.6954
#1	22.00	21.79	50.72	31.59	49.91	19.52
#2	18.61	22.22	51.15	31.65	48.31	19.49
#3	17.12	22.48	50.66	31.56	48.67	19.74
Check ?	Chk Pass	Chk Pass	Chk Pass	Chk Pass	Chk Pass	Chk Pass
Value						
Range						

Elem	Sn1899	Sr4077	Ti3349	Si2881
Line	189.989 {477}	407.771 { 83}	334.941 {101}	288.158 {117}
IS Ref	(Y_2243)	(Y_3710)	(Y_3600)	(Y_2243)
Units	ppb	ppb	ppb	ppb
Avg	**50.96**	**20.44**	**20.04**	F **8.242**
Stddev	.91	.10	.07	19.11
%RSD	1.781	.4801	.3701	231.9
#1	50.74	20.33	20.05	5.687
#2	51.96	20.51	20.10	-9.467
#3	50.19	20.49	19.96	28.51
Check ?	Chk Pass	Chk Pass	Chk Pass	Chk Fail
Value				200.0
Range				-30.50%

Int. Std.	Y_2243	Y_3600	Y_3710
Line	224.306 {450}	360.073 { 94}	371.030 { 91}
Units	Cts/S	Cts/S	Cts/S
Avg	**3076.5**	**40826.**	**5366.9**
Stddev	6.0	297.	101.6
%RSD	.19382	.72830	1.8934
#1	3083.3	41152.	5483.6
#2	3073.7	40756.	5319.6
#3	3072.4	40569.	5297.6

Sample Name: LCS 460-362466/2-A Acquired: 4/14/2016 20:49:05 Type: QC
Method: sw04052016(v10) Mode: CONC Corr. Factor: 1.000000
User: admin Custom ID1: Custom ID2: Custom ID3:
Comment:

Elem	Al3961	As1890	Ag3280	Ba2335	Be3130	Ca3181
Line	396.152 { 85}	189.042 {478}	328.068 {103}	233.527 {445}	313.042 {108}	318.128 {106}
IS Ref	(Y_3710)	(Y_2243)	(Y_3600)	(Y_2243)	(Y_3710)	(Y_3600)
Units	ppb	ppb	ppb	ppb	ppb	ppb
Avg	**1817.**	**1801.**	**44.85**	**1936.**	**46.43**	**18700.**
Stddev	10.	6.	.59	3.	.07	28.
%RSD	.5448	.3075	1.325	.1440	.1531	.1486
#1	1809.	1807.	44.48	1939.	46.51	18670.
#2	1828.	1795.	44.55	1933.	46.42	18730.
#3	1815.	1800.	45.54	1935.	46.37	18700.
Check ?	Chk Pass	Chk Pass	Chk Pass	Chk Pass	Chk Pass	Chk Pass
Value						
Range						

Elem	Cd2265	Co2286	Cr2677	Cu3247	Fe2714	K_7664
Line	226.502 {449}	228.616 {447}	267.716 {126}	324.754 {104}	271.441 {124}	766.490 { 44}
IS Ref	(Y_2243)	(Y_2243)	(Y_3600)	(Y_3600)	(Y_3600)	(Y_3710)
Units	ppb	ppb	ppb	ppb	ppb	ppb
Avg	**48.35**	**487.8**	**198.6**	**230.3**	**963.9**	**16710.**
Stddev	.15	1.4	2.0	1.4	5.6	102.
%RSD	.3162	.2938	.9987	.6095	.5844	.6075
#1	48.52	488.7	196.3	228.7	969.8	16700.
#2	48.26	486.1	199.8	231.3	958.5	16810.
#3	48.26	488.5	199.7	231.0	963.3	16610.
Check ?	Chk Pass	Chk Pass	Chk Pass	Chk Pass	Chk Pass	Chk Pass
Value						
Range						

Elem	Mg2790	Mn2576	Na5895	Ni2316	Pb2203	Sb2068
Line	279.079 {121}	257.610 {131}	589.592 { 57}	231.604 {446}	220.353 {453}	206.833 {463}
IS Ref	(Y_3600)	(Y_3600)	(Y_3710)	(Y_2243)	(Y_2243)	(Y_2243)
Units	ppb	ppb	ppb	ppb	ppb	ppb
Avg	**17860.**	**487.4**	**17590.**	**503.3**	**485.3**	**445.0**
Stddev	82.	.9	101.	1.4	2.7	2.6
%RSD	.4565	.1936	.5720	.2800	.5654	.5758
#1	17810.	486.4	17650.	505.0	486.4	446.1
#2	17810.	487.8	17650.	502.6	482.2	442.1
#3	17950.	488.2	17480.	502.5	487.3	446.8
Check ?	Chk Pass	Chk Pass	Chk Pass	Chk Pass	Chk Pass	Chk Pass
Value						
Range						

Sample Name: LCS 460-362466/2-A Acquired: 4/14/2016 20:49:05 Type: QC
Method: sw04052016(v10) Mode: CONC Corr. Factor: 1.000000
User: admin Custom ID1: Custom ID2: Custom ID3:
Comment:

Elem	Se196	Tl1908	V_2924	Zn2062	B_2089	Mo2020
Line	196.090 {472}	190.856 {477}	292.402 {115}	206.200 {463}	208.959 {461}	202.030 {467}
IS Ref	(Y_2243)	(Y_2243)	(Y_3600)	(Y_2243)	(Y_2243)	(Y_2243)
Units	ppb	ppb	ppb	ppb	ppb	ppb
Avg	**1854.**	**2064.**	**482.8**	**492.0**	**479.1**	**478.9**
Stddev	11.	7.	3.2	.5	1.2	1.3
%RSD	.5966	.3628	.6661	.0921	.2400	.2710
#1	1860.	2061.	480.2	491.7	478.6	478.0
#2	1841.	2059.	481.8	492.5	478.2	478.4
#3	1860.	2073.	486.4	491.9	480.4	480.4
Check ?	Chk Pass	Chk Pass	Chk Pass	Chk Pass	Chk Pass	Chk Pass
Value						
Range						

Elem	Sn1899	Sr4077	Ti3349	Si2881
Line	189.989 {477}	407.771 { 83}	334.941 {101}	288.158 {117}
IS Ref	(Y_2243)	(Y_3710)	(Y_3600)	(Y_2243)
Units	ppb	ppb	ppb	ppb
Avg	**490.6**	**465.1**	**473.2**	**21.46**
Stddev	.7	3.0	.7	16.44
%RSD	.1526	.6371	.1582	76.61
#1	489.8	465.4	472.8	18.03
#2	491.3	467.9	472.7	7.007
#3	490.8	462.0	474.0	39.35
Check ?	Chk Pass	Chk Pass	Chk Pass	None
Value				
Range				

Int. Std.	Y_2243	Y_3600	Y_3710
Line	224.306 {450}	360.073 { 94}	371.030 { 91}
Units	Cts/S	Cts/S	Cts/S
Avg	**3007.4**	**40165.**	**5397.4**
Stddev	13.7	36.	20.3
%RSD	.45482	.08852	.37588
#1	2992.9	40130.	5377.8
#2	3009.3	40165.	5418.3
#3	3020.1	40201.	5396.0

Sample Name: 460-112068-K-6-D MS Acquired: 4/14/2016 21:04:56 Type: Unk
Method: sw04052016(v10) Mode: CONC Corr. Factor: 1.000000
User: admin Custom ID1: Custom ID2: Custom ID3:
Comment:

Elem	Al3961	As1890	Ag3280	Ba2335	Be3130	Ca3181
Line	396.152 { 85}	189.042 {478}	328.068 {103}	233.527 {445}	313.042 {108}	318.128 {106}
IS Ref	(Y_3710)	(Y_2243)	(Y_3600)	(Y_2243)	(Y_3710)	(Y_3600)
Units	ppb	ppb	ppb	ppb	ppb	ppb
Avg	**1854.**	**1814.**	**45.21**	**1939.**	**47.56**	**18800.**
Stddev	12.	6.	.56	4.	.07	49.
%RSD	.6456	.3431	1.230	.1887	.1437	.2607
#1	1868.	1808.	45.51	1942.	47.52	18850.
#2	1846.	1813.	44.57	1941.	47.64	18800.
#3	1849.	1820.	45.55	1935.	47.52	18750.
Check ?	Chk Pass	Chk Pass	Chk Pass	Chk Pass	Chk Pass	Chk Pass
High Limit						
Low Limit						

Elem	Cd2265	Co2286	Cr2677	Cu3247	Fe2714	K_7664
Line	226.502 {449}	228.616 {447}	267.716 {126}	324.754 {104}	271.441 {124}	766.490 { 44}
IS Ref	(Y_2243)	(Y_2243)	(Y_3600)	(Y_3600)	(Y_3600)	(Y_3710)
Units	ppb	ppb	ppb	ppb	ppb	ppb
Avg	**48.67**	**489.6**	**200.0**	**231.8**	**977.3**	**16990.**
Stddev	.02	.5	.6	.3	10.1	26.
%RSD	.0364	.1014	.2844	.1482	1.037	.1535
#1	48.66	489.8	199.4	232.1	987.7	16980.
#2	48.69	489.0	200.5	231.9	976.7	17020.
#3	48.66	489.9	200.2	231.5	967.4	16970.
Check ?	Chk Pass	Chk Pass	Chk Pass	Chk Pass	Chk Pass	Chk Pass
High Limit						
Low Limit						

Elem	Mg2790	Mn2576	Na5895	Ni2316	Pb2203	Sb2068
Line	279.079 {121}	257.610 {131}	589.592 { 57}	231.604 {446}	220.353 {453}	206.833 {463}
IS Ref	(Y_3600)	(Y_3600)	(Y_3710)	(Y_2243)	(Y_2243)	(Y_2243)
Units	ppb	ppb	ppb	ppb	ppb	ppb
Avg	**18060.**	**491.0**	**18400.**	**503.7**	**488.7**	**447.3**
Stddev	24.	1.4	72.	.2	1.9	.8
%RSD	.1331	.2796	.3932	.0470	.3830	.1689
#1	18090.	492.5	18320.	503.6	488.7	447.1
#2	18060.	490.8	18440.	503.9	490.5	446.7
#3	18040.	489.8	18450.	503.5	486.8	448.2
Check ?	Chk Pass	Chk Pass	Chk Pass	Chk Pass	Chk Pass	Chk Pass
High Limit						
Low Limit						

Sample Name: 460-112068-K-6-D MS Acquired: 4/14/2016 21:04:56 Type: Unk
Method: sw04052016(v10) Mode: CONC Corr. Factor: 1.000000
User: admin Custom ID1: Custom ID2: Custom ID3:
Comment:

Elem	Se196	Tl1908	V_2924	Zn2062	B_2089	Mo2020
Line	196.090 {472}	190.856 {477}	292.402 {115}	206.200 {463}	208.959 {461}	202.030 {467}
IS Ref	(Y_2243)	(Y_2243)	(Y_3600)	(Y_2243)	(Y_2243)	(Y_2243)
Units	ppb	ppb	ppb	ppb	ppb	ppb
Avg	**1860.**	**2068.**	**485.5**	**496.8**	**482.9**	**479.1**
Stddev	10.	7.	2.6	1.9	1.7	1.1
%RSD	.5182	.3314	.5451	.3747	.3593	.2241
#1	1860.	2060.	488.1	496.4	484.3	478.2
#2	1850.	2068.	485.8	495.2	481.0	478.8
#3	1869.	2074.	482.8	498.8	483.3	480.3
Check ?	Chk Pass	Chk Pass	Chk Pass	Chk Pass	Chk Pass	Chk Pass
High Limit						
Low Limit						

Elem	Sn1899	Sr4077	Ti3349	Si2881
Line	189.989 {477}	407.771 { 83}	334.941 {101}	288.158 {117}
IS Ref	(Y_2243)	(Y_3710)	(Y_3600)	(Y_2243)
Units	ppb	ppb	ppb	ppb
Avg	**496.1**	**474.5**	**480.7**	**216.5**
Stddev	1.7	1.1	2.0	12.6
%RSD	.3429	.2408	.4186	5.824
#1	495.1	475.6	482.9	204.0
#2	495.1	474.6	480.0	229.2
#3	498.0	473.4	479.1	216.3
Check ?	Chk Pass	Chk Pass	Chk Pass	Chk Pass
High Limit				
Low Limit				

Int. Std.	Y_2243	Y_3600	Y_3710
Line	224.306 {450}	360.073 { 94}	371.030 { 91}
Units	Cts/S	Cts/S	Cts/S
Avg	**3061.5**	**40732.**	**5455.6**
Stddev	7.3	90.	37.8
%RSD	.23792	.21998	.69245
#1	3053.8	40661.	5464.7
#2	3068.3	40702.	5488.1
#3	3062.4	40832.	5414.1

Sample Name: 460-111943-A-23-A Acquired: 4/14/2016 21:12:17 Type: Unk
Method: sw04052016(v10) Mode: CONC Corr. Factor: 1.000000
User: admin Custom ID1: Custom ID2: Custom ID3:
Comment:

Elem	Al3961	As1890	Ag3280	Ba2335	Be3130	Ca3181
Line	396.152 { 85}	189.042 {478}	328.068 {103}	233.527 {445}	313.042 {108}	318.128 {106}
IS Ref	(Y_3710)	(Y_2243)	(Y_3600)	(Y_2243)	(Y_3710)	(Y_3600)
Units	ppb	ppb	ppb	ppb	ppb	ppb
Avg	**.9181**	**.4183**	**-.1339**	**.0807**	**.0396**	**-6.900**
Stddev	12.35	1.055	.1093	.0852	.0403	1.518
%RSD	1345.	252.2	81.66	105.6	101.6	21.99
#1	6.426	1.268	-.2310	.0131	-.0055	-8.559
#2	-13.23	-.7623	-.0154	.1765	.0718	-5.582
#3	9.558	.7491	-.1553	.0525	.0526	-6.560
Check ?	Chk Pass	Chk Pass	Chk Pass	Chk Pass	Chk Pass	Chk Pass
High Limit						
Low Limit						

Elem	Cd2265	Co2286	Cr2677	Cu3247	Fe2714	K_7664
Line	226.502 {449}	228.616 {447}	267.716 {126}	324.754 {104}	271.441 {124}	766.490 { 44}
IS Ref	(Y_2243)	(Y_2243)	(Y_3600)	(Y_3600)	(Y_3600)	(Y_3710)
Units	ppb	ppb	ppb	ppb	ppb	ppb
Avg	**.0380**	**.0970**	**.2447**	**-.2994**	**-1.494**	**-7.154**
Stddev	.1006	.0706	.2782	.2156	3.937	8.255
%RSD	265.0	72.77	113.7	72.01	263.5	115.4
#1	-.0379	.1768	.4901	-.1882	1.281	-13.26
#2	.1521	.0427	.3014	-.5480	-6.000	-10.44
#3	-.0003	.0714	-.0575	-.1622	.2368	2.238
Check ?	Chk Pass	Chk Pass	Chk Pass	Chk Pass	Chk Pass	Chk Pass
High Limit						
Low Limit						

Elem	Mg2790	Mn2576	Na5895	Ni2316	Pb2203	Sb2068
Line	279.079 {121}	257.610 {131}	589.592 { 57}	231.604 {446}	220.353 {453}	206.833 {463}
IS Ref	(Y_3600)	(Y_3600)	(Y_3710)	(Y_2243)	(Y_2243)	(Y_2243)
Units	ppb	ppb	ppb	ppb	ppb	ppb
Avg	**-2.921**	**.0271**	**-4.413**	**.3374**	**-1.168**	**.6686**
Stddev	1.413	.0573	1.362	.5448	.700	.1311
%RSD	48.38	211.7	30.86	161.4	59.95	19.61
#1	-1.362	.0255	-2.900	.5384	-1.235	.8128
#2	-4.118	-.0294	-5.541	.7531	-.4371	.6360
#3	-3.282	.0851	-4.797	-.2793	-1.833	.5568
Check ?	Chk Pass	Chk Pass	Chk Pass	Chk Pass	Chk Pass	Chk Pass
High Limit						
Low Limit						

Sample Name: 460-111943-A-23-A Acquired: 4/14/2016 21:12:17 Type: Unk
Method: sw04052016(v10) Mode: CONC Corr. Factor: 1.000000
User: admin Custom ID1: Custom ID2: Custom ID3:
Comment:

Elem	Se196	Tl1908	V_2924	Zn2062	B_2089	Mo2020
Line	196.090 {472}	190.856 {477}	292.402 {115}	206.200 {463}	208.959 {461}	202.030 {467}
IS Ref	(Y_2243)	(Y_2243)	(Y_3600)	(Y_2243)	(Y_2243)	(Y_2243)
Units	ppb	ppb	ppb	ppb	ppb	ppb
Avg	**3.309**	**-.7940**	**-.1451**	**.3700**	**8.905**	**-.7593**
Stddev	3.069	.5156	.4332	.0168	.287	.3622
%RSD	92.75	64.93	298.5	4.553	3.222	47.70
#1	2.508	-.4768	-.3163	.3507	9.165	-.9094
#2	.7201	-.5163	-.4666	.3780	8.597	-.3462
#3	6.699	-1.389	.3475	.3814	8.952	-1.022
Check ?	Chk Pass	Chk Pass	Chk Pass	Chk Pass	Chk Pass	Chk Pass
High Limit						
Low Limit						

Elem	Sn1899	Sr4077	Ti3349	Si2881
Line	189.989 {477}	407.771 { 83}	334.941 {101}	288.158 {117}
IS Ref	(Y_2243)	(Y_3710)	(Y_3600)	(Y_2243)
Units	ppb	ppb	ppb	ppb
Avg	**.1809**	**-.0280**	**-.3457**	**80.36**
Stddev	.4094	.0332	.0432	17.77
%RSD	226.4	118.8	12.49	22.12
#1	-.0848	-.0091	-.3291	93.41
#2	-.0250	-.0085	-.3132	87.55
#3	.6523	-.0664	-.3947	60.11
Check ?	Chk Pass	Chk Pass	Chk Pass	Chk Pass
High Limit				
Low Limit				

Int. Std.	Y_2243	Y_3600	Y_3710
Line	224.306 {450}	360.073 { 94}	371.030 { 91}
Units	Cts/S	Cts/S	Cts/S
Avg	**3088.2**	**41210.**	**5326.8**
Stddev	13.6	251.	68.2
%RSD	.44090	.60894	1.2805
#1	3080.5	41010.	5283.8
#2	3103.9	41127.	5291.2
#3	3080.1	41491.	5405.4

Sample Name: CCB Acquired: 4/14/2016 21:20:04 Type: QC
Method: sw04052016(v10) Mode: CONC Corr. Factor: 1.000000
User: admin Custom ID1: Custom ID2: Custom ID3:
Comment:

Elem	Al3961	As1890	Ag3280	Ba2335	Be3130	Ca3181
Line	396.152 { 85}	189.042 {478}	328.068 {103}	233.527 {445}	313.042 {108}	318.128 {106}
IS Ref	(Y_3710)	(Y_2243)	(Y_3600)	(Y_2243)	(Y_3710)	(Y_3600)
Units	ppb	ppb	ppb	ppb	ppb	ppb
Avg	**-1.569**	**-.5162**	**-.3553**	**.0498**	**-.0301**	**.7103**
Stddev	7.178	.5429	.3570	.0661	.0859	6.005
%RSD	457.6	105.2	100.5	132.8	285.8	845.3
#1	-.7298	-.3634	-.0591	.1243	.0493	7.638
#2	-9.129	-1.119	-.7517	-.0018	-.0182	-2.511
#3	5.153	-.0660	-.2550	.0269	-.1212	-2.996
Check ?	Chk Pass	Chk Pass	Chk Pass	Chk Pass	Chk Pass	Chk Pass
High Limit						
Low Limit						

Elem	Cd2265	Co2286	Cr2677	Cu3247	Fe2714	K_7664
Line	226.502 {449}	228.616 {447}	267.716 {126}	324.754 {104}	271.441 {124}	766.490 { 44}
IS Ref	(Y_2243)	(Y_2243)	(Y_3600)	(Y_3600)	(Y_3600)	(Y_3710)
Units	ppb	ppb	ppb	ppb	ppb	ppb
Avg	**.0621**	**-.1131**	**.3737**	**-.2848**	**6.082**	**23.08**
Stddev	.1081	.1418	.0860	.2913	3.222	28.03
%RSD	174.1	125.4	23.01	102.3	52.97	121.5
#1	.1348	.0303	.4500	.0227	8.262	27.34
#2	-.0621	-.2532	.3906	-.5567	7.604	-6.838
#3	.1135	-.1165	.2805	-.3203	2.381	48.74
Check ?	Chk Pass	Chk Pass	Chk Pass	Chk Pass	Chk Pass	Chk Pass
High Limit						
Low Limit						

Elem	Mg2790	Mn2576	Na5895	Ni2316	Pb2203	Sb2068
Line	279.079 {121}	257.610 {131}	589.592 { 57}	231.604 {446}	220.353 {453}	206.833 {463}
IS Ref	(Y_3600)	(Y_3600)	(Y_3710)	(Y_2243)	(Y_2243)	(Y_2243)
Units	ppb	ppb	ppb	ppb	ppb	ppb
Avg	**1.079**	**.0531**	**1.086**	**.1735**	**-1.812**	**-.0073**
Stddev	1.330	.0988	4.958	.2296	1.410	.5721
%RSD	123.4	186.0	456.6	132.3	77.80	7891.
#1	-.3528	.1324	1.051	-.0802	-.2355	-.1077
#2	1.311	.0844	-3.855	.3668	-2.249	-.5225
#3	2.278	-.0575	6.061	.2341	-2.952	.6085
Check ?	Chk Pass	Chk Pass	Chk Pass	Chk Pass	Chk Pass	Chk Pass
High Limit						
Low Limit						

Sample Name: CCB Acquired: 4/14/2016 21:20:04 Type: QC
Method: sw04052016(v10) Mode: CONC Corr. Factor: 1.000000
User: admin Custom ID1: Custom ID2: Custom ID3:
Comment:

Elem	Se196	Tl1908	V_2924	Zn2062	B_2089	Mo2020
Line	196.090 {472}	190.856 {477}	292.402 {115}	206.200 {463}	208.959 {461}	202.030 {467}
IS Ref	(Y_2243)	(Y_2243)	(Y_3600)	(Y_2243)	(Y_2243)	(Y_2243)
Units	ppb	ppb	ppb	ppb	ppb	ppb
Avg	**.9724**	**.9621**	**.2912**	**.0017**	**-.1341**	**.3175**
Stddev	2.379	.6223	.2705	.0432	.1315	.2954
%RSD	244.7	64.69	92.92	2575.	98.10	93.03
#1	1.781	1.680	.0008	.0488	-.0866	.6563
#2	-1.706	.5802	.5362	-.0078	-.2827	.1134
#3	2.842	.6258	.3365	-.0360	-.0329	.1829
Check ?	Chk Pass	Chk Pass	Chk Pass	Chk Pass	Chk Pass	Chk Pass
High Limit						
Low Limit						

Elem	Sn1899	Sr4077	Ti3349	Si2881
Line	189.989 {477}	407.771 { 83}	334.941 {101}	288.158 {117}
IS Ref	(Y_2243)	(Y_3710)	(Y_3600)	(Y_2243)
Units	ppb	ppb	ppb	ppb
Avg	**.0250**	**.0524**	**.1647**	**-11.08**
Stddev	.5431	.1165	.3163	9.74
%RSD	2169.	222.2	192.1	87.95
#1	.1649	.1864	.5256	-21.89
#2	-.5744	-.0044	.0319	-8.379
#3	.4846	-.0247	-.0636	-2.968
Check ?	Chk Pass	Chk Pass	Chk Pass	None
High Limit				
Low Limit				

Int. Std.	Y_2243	Y_3600	Y_3710
Line	224.306 {450}	360.073 { 94}	371.030 { 91}
Units	Cts/S	Cts/S	Cts/S
Avg	**3033.6**	**40626.**	**5322.1**
Stddev	4.8	216.	18.2
%RSD	.15931	.53138	.34257
#1	3038.3	40632.	5342.9
#2	3028.7	40838.	5314.8
#3	3033.7	40407.	5308.7

Sample Name: 460-112044-A-23-B Acquired: 4/14/2016 21:28:05 Type: Unk
Method: sw04052016(v10) Mode: CONC Corr. Factor: 1.000000
User: admin Custom ID1: Custom ID2: Custom ID3:
Comment:

Elem	Al3961	As1890	Ag3280	Ba2335	Be3130	Ca3181
Line	396.152 { 85}	189.042 {478}	328.068 {103}	233.527 {445}	313.042 {108}	318.128 {106}
IS Ref	(Y_3710)	(Y_2243)	(Y_3600)	(Y_2243)	(Y_3710)	(Y_3600)
Units	ppb	ppb	ppb	ppb	ppb	ppb
Avg	**9.880**	**-1.427**	**.2207**	**-.0482**	**.0767**	**-2.156**
Stddev	2.694	2.713	.3276	.0805	.0224	4.029
%RSD	27.27	190.1	148.5	166.9	29.15	186.9
#1	9.839	-4.553	.4870	-.1354	.0988	-1.656
#2	12.59	-.0268	-.1452	.0232	.0541	1.600
#3	7.206	.3002	.3202	-.0324	.0773	-6.411
Check ?	Chk Pass	Chk Pass	Chk Pass	Chk Pass	Chk Pass	Chk Pass
High Limit						
Low Limit						

Elem	Cd2265	Co2286	Cr2677	Cu3247	Fe2714	K_7664
Line	226.502 {449}	228.616 {447}	267.716 {126}	324.754 {104}	271.441 {124}	766.490 { 44}
IS Ref	(Y_2243)	(Y_2243)	(Y_3600)	(Y_3600)	(Y_3600)	(Y_3710)
Units	ppb	ppb	ppb	ppb	ppb	ppb
Avg	**-.0135**	**-.0089**	**.1462**	**-.2541**	**6.388**	**-7.471**
Stddev	.0771	.0255	.6395	.0909	5.566	6.873
%RSD	571.0	286.6	437.3	35.78	87.14	92.00
#1	-.0930	-.0157	.7589	-.2337	7.476	-3.724
#2	-.0085	.0193	-.5171	-.3535	.3580	-15.40
#3	.0610	-.0303	.1970	-.1751	11.33	-3.286
Check ?	Chk Pass	Chk Pass	Chk Pass	Chk Pass	Chk Pass	Chk Pass
High Limit						
Low Limit						

Elem	Mg2790	Mn2576	Na5895	Ni2316	Pb2203	Sb2068
Line	279.079 {121}	257.610 {131}	589.592 { 57}	231.604 {446}	220.353 {453}	206.833 {463}
IS Ref	(Y_3600)	(Y_3600)	(Y_3710)	(Y_2243)	(Y_2243)	(Y_2243)
Units	ppb	ppb	ppb	ppb	ppb	ppb
Avg	**-5.501**	**.0128**	**.8547**	**.2526**	**-.2812**	**-1.196**
Stddev	3.285	.0683	6.895	.2135	1.806	.772
%RSD	59.72	532.5	806.6	84.52	642.1	64.56
#1	-2.470	-.0426	-6.299	.4117	1.436	-1.238
#2	-5.042	-.0081	7.457	.3360	-2.164	-1.947
#3	-8.992	.0891	1.406	.0100	-.1158	-.4039
Check ?	Chk Pass	Chk Pass	Chk Pass	Chk Pass	Chk Pass	Chk Pass
High Limit						
Low Limit						

Sample Name: 460-112044-A-23-B Acquired: 4/14/2016 21:28:05 Type: Unk
Method: sw04052016(v10) Mode: CONC Corr. Factor: 1.000000
User: admin Custom ID1: Custom ID2: Custom ID3:
Comment:

Elem	Se196	Tl1908	V_2924	Zn2062	B_2089	Mo2020
Line	196.090 {472}	190.856 {477}	292.402 {115}	206.200 {463}	208.959 {461}	202.030 {467}
IS Ref	(Y_2243)	(Y_2243)	(Y_3600)	(Y_2243)	(Y_2243)	(Y_2243)
Units	ppb	ppb	ppb	ppb	ppb	ppb
Avg	**.8447**	**-.8654**	**-.1245**	**.4446**	**8.367**	**-.6087**
Stddev	2.577	.2921	.1500	.2079	.452	.1317
%RSD	305.1	33.75	120.5	46.76	5.399	21.63
#1	2.470	-.8492	-.0108	.2652	7.916	-.4879
#2	-2.127	-.5817	-.0681	.3960	8.365	-.5893
#3	2.192	-1.165	-.2944	.6724	8.819	-.7491
Check ?	Chk Pass	Chk Pass	Chk Pass	Chk Pass	Chk Pass	Chk Pass
High Limit						
Low Limit						

Elem	Sn1899	Sr4077	Ti3349	Si2881
Line	189.989 {477}	407.771 { 83}	334.941 {101}	288.158 {117}
IS Ref	(Y_2243)	(Y_3710)	(Y_3600)	(Y_2243)
Units	ppb	ppb	ppb	ppb
Avg	**.4931**	**-.0602**	**-.3617**	**73.59**
Stddev	.7558	.1100	.2338	12.16
%RSD	153.3	182.7	64.65	16.52
#1	.7736	-.1705	-.5318	59.67
#2	-.3628	-.0595	-.0950	82.09
#3	1.068	.0494	-.4582	79.03
Check ?	Chk Pass	Chk Pass	Chk Pass	Chk Pass
High Limit				
Low Limit				

Int. Std.	Y_2243	Y_3600	Y_3710
Line	224.306 {450}	360.073 { 94}	371.030 { 91}
Units	Cts/S	Cts/S	Cts/S
Avg	**3004.8**	**39841.**	**5207.9**
Stddev	10.4	131.	36.2
%RSD	.34611	.32799	.69423
#1	3003.0	39713.	5168.5
#2	2995.4	39836.	5215.7
#3	3016.0	39974.	5239.5

Sample Name: MB 460-362466/1-A Acquired: 4/14/2016 20:45:02 Type: QC
Method: sw04052016(v10) Mode: CONC Corr. Factor: 1.000000
User: admin Custom ID1: Custom ID2: Custom ID3:
Comment:

Elem	Al3961	As1890	Ag3280	Ba2335	Be3130	Ca3181
Line	396.152 { 85}	189.042 {478}	328.068 {103}	233.527 {445}	313.042 {108}	318.128 {106}
IS Ref	(Y_3710)	(Y_2243)	(Y_3600)	(Y_2243)	(Y_3710)	(Y_3600)
Units	ppb	ppb	ppb	ppb	ppb	ppb
Avg	**-8.235**	**.3320**	**.0502**	**-.1313**	**.0384**	**-9.470**
Stddev	7.507	1.187	.3023	.0159	.0243	2.178
%RSD	91.15	357.6	602.6	12.12	63.28	23.00
#1	.3402	-.9932	.1859	-.1442	.0484	-10.93
#2	-11.43	1.299	-.2962	-.1361	.0107	-6.967
#3	-13.62	.6901	.2608	-.1135	.0560	-10.51
Check ?	Chk Pass	Chk Pass	Chk Pass	Chk Pass	Chk Pass	Chk Pass
High Limit						
Low Limit						

Elem	Cd2265	Co2286	Cr2677	Cu3247	Fe2714	K_7664
Line	226.502 {449}	228.616 {447}	267.716 {126}	324.754 {104}	271.441 {124}	766.490 { 44}
IS Ref	(Y_2243)	(Y_2243)	(Y_3600)	(Y_3600)	(Y_3600)	(Y_3710)
Units	ppb	ppb	ppb	ppb	ppb	ppb
Avg	**-.0015**	**.0326**	**.2718**	**-.4175**	**6.856**	**-17.69**
Stddev	.0892	.3437	.1627	.0600	5.888	27.32
%RSD	6043.	1053.	59.87	14.36	85.88	154.5
#1	-.0723	.1412	.1132	-.4849	3.095	13.57
#2	.0988	-.3523	.4384	-.3701	13.64	-29.61
#3	-.0309	.3089	.2638	-.3975	3.832	-37.01
Check ?	Chk Pass	Chk Pass	Chk Pass	Chk Pass	Chk Pass	Chk Pass
High Limit						
Low Limit						

Elem	Mg2790	Mn2576	Na5895	Ni2316	Pb2203	Sb2068
Line	279.079 {121}	257.610 {131}	589.592 { 57}	231.604 {446}	220.353 {453}	206.833 {463}
IS Ref	(Y_3600)	(Y_3600)	(Y_3710)	(Y_2243)	(Y_2243)	(Y_2243)
Units	ppb	ppb	ppb	ppb	ppb	ppb
Avg	**-7.333**	**.0022**	**-14.21**	**-.3029**	**-.2166**	**.5222**
Stddev	3.594	.0272	8.84	.2768	.4634	1.394
%RSD	49.01	1236.	62.22	91.40	214.0	266.8
#1	-5.636	.0326	-9.645	-.2229	-.1010	-.1236
#2	-4.902	-.0064	-24.40	-.0749	.1781	2.122
#3	-11.46	-.0197	-8.586	-.6109	-.7268	-.4313
Check ?	Chk Pass	Chk Pass	Chk Pass	Chk Pass	Chk Pass	Chk Pass
High Limit						
Low Limit						

Sample Name: MB 460-362466/1-A Acquired: 4/14/2016 20:45:02 Type: QC
Method: sw04052016(v10) Mode: CONC Corr. Factor: 1.000000
User: admin Custom ID1: Custom ID2: Custom ID3:
Comment:

Elem	Se196	Tl1908	V_2924	Zn2062	B_2089	Mo2020
Line	196.090 {472}	190.856 {477}	292.402 {115}	206.200 {463}	208.959 {461}	202.030 {467}
IS Ref	(Y_2243)	(Y_2243)	(Y_3600)	(Y_2243)	(Y_2243)	(Y_2243)
Units	ppb	ppb	ppb	ppb	ppb	ppb
Avg	**-1.204**	**.0763**	**.0460**	**.6603**	**-.7032**	**-.5860**
Stddev	1.113	.7825	.1508	.1060	.3199	.1003
%RSD	92.43	1025.	327.9	16.05	45.49	17.12
#1	-.4843	.8782	-.0099	.7764	-.3491	-.5456
#2	-.6423	-.6851	.2167	.6356	-.9713	-.5121
#3	-2.487	.0359	-.0688	.5688	-.7892	-.7001
Check ?	Chk Pass	Chk Pass	Chk Pass	Chk Pass	Chk Pass	Chk Pass
High Limit						
Low Limit						

Elem	Sn1899	Sr4077	Ti3349	Si2881
Line	189.989 {477}	407.771 { 83}	334.941 {101}	288.158 {117}
IS Ref	(Y_2243)	(Y_3710)	(Y_3600)	(Y_2243)
Units	ppb	ppb	ppb	ppb
Avg	**.2677**	**-.0460**	**-.4835**	**4.084**
Stddev	.4408	.0886	.1273	11.40
%RSD	164.7	192.7	26.32	279.0
#1	.2925	-.1378	-.5406	-8.878
#2	.6955	-.0389	-.5722	12.52
#3	-.1850	.0389	-.3377	8.606
Check ?	Chk Pass	Chk Pass	Chk Pass	None
High Limit				
Low Limit				

Int. Std.	Y_2243	Y_3600	Y_3710
Line	224.306 {450}	360.073 { 94}	371.030 { 91}
Units	Cts/S	Cts/S	Cts/S
Avg	**3088.9**	**41260.**	**5490.2**
Stddev	5.6	196.	80.6
%RSD	.18158	.47510	1.4686
#1	3093.2	41280.	5486.7
#2	3082.6	41054.	5411.3
#3	3091.0	41445.	5572.5

Sample Name: 460-111978-E-4-A Acquired: 4/14/2016 21:40:08 Type: Unk
Method: sw04052016(v10) Mode: CONC Corr. Factor: 1.000000
User: admin Custom ID1: Custom ID2: Custom ID3:
Comment:

Elem	Al3961	As1890	Ag3280	Ba2335	Be3130	Ca3181
Line	396.152 { 85}	189.042 {478}	328.068 {103}	233.527 {445}	313.042 {108}	318.128 {106}
IS Ref	(Y_3710)	(Y_2243)	(Y_3600)	(Y_2243)	(Y_3710)	(Y_3600)
Units	ppb	ppb	ppb	ppb	ppb	ppb
Avg	**240.3**	**-.6999**	**-.2712**	**66.54**	**.6248**	**8545.**
Stddev	4.0	.9585	.3461	.21	.0786	42.
%RSD	1.661	136.9	127.6	.3135	12.58	.4963
#1	243.5	-1.697	.0653	66.62	.7106	8592.
#2	235.8	.2143	-.6261	66.70	.6074	8509.
#3	241.6	-.6168	-.2527	66.30	.5563	8533.
Check ?	Chk Pass	Chk Pass	Chk Pass	Chk Pass	Chk Pass	Chk Pass
High Limit						
Low Limit						

Elem	Cd2265	Co2286	Cr2677	Cu3247	Fe2714	K_7664
Line	226.502 {449}	228.616 {447}	267.716 {126}	324.754 {104}	271.441 {124}	766.490 { 44}
IS Ref	(Y_2243)	(Y_2243)	(Y_3600)	(Y_3600)	(Y_3600)	(Y_3710)
Units	ppb	ppb	ppb	ppb	ppb	ppb
Avg	**.0557**	**12.51**	**1.053**	**2.848**	**8502.**	**2051.**
Stddev	.0830	.09	.681	.284	58.	41.
%RSD	149.1	.7389	64.64	9.981	.6847	2.008
#1	.0545	12.59	1.076	3.034	8450.	2017.
#2	-.0267	12.41	1.721	2.990	8491.	2096.
#3	.1392	12.53	.3608	2.521	8565.	2039.
Check ?	Chk Pass	Chk Pass	Chk Pass	Chk Pass	Chk Pass	Chk Pass
High Limit						
Low Limit						

Elem	Mg2790	Mn2576	Na5895	Ni2316	Pb2203	Sb2068
Line	279.079 {121}	257.610 {131}	589.592 { 57}	231.604 {446}	220.353 {453}	206.833 {463}
IS Ref	(Y_3600)	(Y_3600)	(Y_3710)	(Y_2243)	(Y_2243)	(Y_2243)
Units	ppb	ppb	ppb	ppb	ppb	ppb
Avg	**2541.**	**186.7**	**56300.**	**6.338**	**1.482**	**.6123**
Stddev	12.	.5	575.	.158	1.557	1.262
%RSD	.4668	.2859	1.021	2.499	105.0	206.1
#1	2531.	186.1	55970.	6.400	-.1842	-.7437
#2	2538.	186.9	56960.	6.457	2.899	1.752
#3	2554.	187.1	55960.	6.158	1.731	.8282
Check ?	Chk Pass	Chk Pass	Chk Pass	Chk Pass	Chk Pass	Chk Pass
High Limit						
Low Limit						

Sample Name: 460-111978-E-4-A Acquired: 4/14/2016 21:40:08 Type: Unk
Method: sw04052016(v10) Mode: CONC Corr. Factor: 1.000000
User: admin Custom ID1: Custom ID2: Custom ID3:
Comment:

Elem	Se196	Tl1908	V_2924	Zn2062	B_2089	Mo2020
Line	196.090 {472}	190.856 {477}	292.402 {115}	206.200 {463}	208.959 {461}	202.030 {467}
IS Ref	(Y_2243)	(Y_2243)	(Y_3600)	(Y_2243)	(Y_2243)	(Y_2243)
Units	ppb	ppb	ppb	ppb	ppb	ppb
Avg	**2.962**	**-1.017**	**-.4529**	**34.77**	**43.73**	**-.6506**
Stddev	1.796	1.640	.3129	.49	.48	.1712
%RSD	60.64	161.2	69.08	1.421	1.091	26.31
#1	1.070	-2.910	-.1499	34.20	43.84	-.6345
#2	4.643	-.1272	-.4342	35.07	44.13	-.8293
#3	3.173	-.0148	-.7748	35.05	43.20	-.4880
Check ?	Chk Pass	Chk Pass	Chk Pass	Chk Pass	Chk Pass	Chk Pass
High Limit						
Low Limit						

Elem	Sn1899	Sr4077	Ti3349	Si2881
Line	189.989 {477}	407.771 { 83}	334.941 {101}	288.158 {117}
IS Ref	(Y_2243)	(Y_3710)	(Y_3600)	(Y_2243)
Units	ppb	ppb	ppb	ppb
Avg	**-.0721**	**64.23**	**1.133**	**2367.**
Stddev	.8688	.55	.027	20.
%RSD	1206.	.8497	2.372	.8525
#1	.8353	63.73	1.102	2377.
#2	-.8963	64.82	1.145	2344.
#3	-.1552	64.15	1.152	2380.
Check ?	Chk Pass	Chk Pass	Chk Pass	Chk Pass
High Limit				
Low Limit				

Int. Std.	Y_2243	Y_3600	Y_3710
Line	224.306 {450}	360.073 { 94}	371.030 { 91}
Units	Cts/S	Cts/S	Cts/S
Avg	**3026.6**	**40378.**	**5463.2**
Stddev	5.2	106.	50.2
%RSD	.17253	.26361	.91847
#1	3032.3	40382.	5494.5
#2	3025.6	40482.	5405.3
#3	3022.0	40269.	5489.7

Sample Name: 460-112068-K-6-C DU Acquired: 4/14/2016 20:52:46 Type: Unk
Method: sw04052016(v10) Mode: CONC Corr. Factor: 1.000000
User: admin Custom ID1: Custom ID2: Custom ID3:
Comment:

Elem	Al3961	As1890	Ag3280	Ba2335	Be3130	Ca3181
Line	396.152 { 85}	189.042 {478}	328.068 {103}	233.527 {445}	313.042 {108}	318.128 {106}
IS Ref	(Y_3710)	(Y_2243)	(Y_3600)	(Y_2243)	(Y_3710)	(Y_3600)
Units	ppb	ppb	ppb	ppb	ppb	ppb
Avg	**-2.988**	**-2.082**	**-.2242**	**2.900**	**.0230**	**55.44**
Stddev	12.93	.627	.5332	.119	.0599	3.36
%RSD	432.8	30.11	237.8	4.089	260.8	6.065
#1	-16.84	-1.911	-.3281	2.770	.0477	51.65
#2	-.9050	-2.777	.3532	3.002	.0666	58.07
#3	8.777	-1.559	-.6978	2.929	-.0454	56.61
Check ?	Chk Pass	Chk Pass	Chk Pass	Chk Pass	Chk Pass	Chk Pass
High Limit						
Low Limit						

Elem	Cd2265	Co2286	Cr2677	Cu3247	Fe2714	K_7664
Line	226.502 {449}	228.616 {447}	267.716 {126}	324.754 {104}	271.441 {124}	766.490 { 44}
IS Ref	(Y_2243)	(Y_2243)	(Y_3600)	(Y_3600)	(Y_3600)	(Y_3710)
Units	ppb	ppb	ppb	ppb	ppb	ppb
Avg	**-.0427**	**.1515**	**.0594**	**-.4134**	**2.754**	**-7.867**
Stddev	.0451	.1074	.2061	.0935	5.127	8.559
%RSD	105.6	70.89	347.2	22.62	186.2	108.8
#1	-.0799	.2157	-.1766	-.4310	7.780	-15.60
#2	-.0555	.0275	.1504	-.4968	2.950	-9.324
#3	.0074	.2113	.2044	-.3123	-2.468	1.327
Check ?	Chk Pass	Chk Pass	Chk Pass	Chk Pass	Chk Pass	Chk Pass
High Limit						
Low Limit						

Elem	Mg2790	Mn2576	Na5895	Ni2316	Pb2203	Sb2068
Line	279.079 {121}	257.610 {131}	589.592 { 57}	231.604 {446}	220.353 {453}	206.833 {463}
IS Ref	(Y_3600)	(Y_3600)	(Y_3710)	(Y_2243)	(Y_2243)	(Y_2243)
Units	ppb	ppb	ppb	ppb	ppb	ppb
Avg	**-1.527**	**.0569**	**222.8**	**.5027**	**-1.124**	**.7511**
Stddev	2.261	.0238	5.8	.2265	.821	1.050
%RSD	148.1	41.75	2.593	45.06	73.05	139.8
#1	.0016	.0405	220.1	.6273	-.1793	1.545
#2	-.4582	.0842	218.9	.2412	-1.667	-.4397
#3	-4.125	.0461	229.4	.6395	-1.526	1.148
Check ?	Chk Pass	Chk Pass	Chk Pass	Chk Pass	Chk Pass	Chk Pass
High Limit						
Low Limit						

Sample Name: 460-112068-K-6-C DU Acquired: 4/14/2016 20:52:46 Type: Unk
Method: sw04052016(v10) Mode: CONC Corr. Factor: 1.000000
User: admin Custom ID1: Custom ID2: Custom ID3:
Comment:

Elem	Se196	Tl1908	V_2924	Zn2062	B_2089	Mo2020
Line	196.090 {472}	190.856 {477}	292.402 {115}	206.200 {463}	208.959 {461}	202.030 {467}
IS Ref	(Y_2243)	(Y_2243)	(Y_3600)	(Y_2243)	(Y_2243)	(Y_2243)
Units	ppb	ppb	ppb	ppb	ppb	ppb
Avg	**3.412**	**-.7085**	**.0155**	**.8317**	**9.937**	**-.7027**
Stddev	3.980	1.278	.5149	.1068	.387	.0362
%RSD	116.7	180.3	3323.	12.84	3.890	5.153
#1	-.0400	-.3829	.0692	.9514	9.490	-.7279
#2	7.765	.3749	-.5242	.7460	10.17	-.6612
#3	2.509	-2.117	.5014	.7977	10.15	-.7190
Check ?	Chk Pass	Chk Pass	Chk Pass	Chk Pass	Chk Pass	Chk Pass
High Limit						
Low Limit						

Elem	Sn1899	Sr4077	Ti3349	Si2881
Line	189.989 {477}	407.771 { 83}	334.941 {101}	288.158 {117}
IS Ref	(Y_2243)	(Y_3710)	(Y_3600)	(Y_2243)
Units	ppb	ppb	ppb	ppb
Avg	**3.537**	**.1088**	**-.3885**	**174.8**
Stddev	.817	.0792	.0281	10.0
%RSD	23.10	72.78	7.219	5.706
#1	2.889	.1855	-.3562	166.3
#2	3.267	.0274	-.4065	185.8
#3	4.455	.1134	-.4029	172.5
Check ?	Chk Pass	Chk Pass	Chk Pass	Chk Pass
High Limit				
Low Limit				

Int. Std.	Y_2243	Y_3600	Y_3710
Line	224.306 {450}	360.073 { 94}	371.030 { 91}
Units	Cts/S	Cts/S	Cts/S
Avg	**3104.0**	**41417.**	**5451.8**
Stddev	11.8	386.	30.9
%RSD	.37962	.93192	.56755
#1	3090.6	41012.	5483.2
#2	3109.0	41457.	5421.3
#3	3112.6	41781.	5451.0

Sample Name: 460-111939-A-23-B Acquired: 4/14/2016 21:59:59 Type: Unk
Method: sw04052016(v10) Mode: CONC Corr. Factor: 1.000000
User: admin Custom ID1: Custom ID2: Custom ID3:
Comment:

Elem	Al3961	As1890	Ag3280	Ba2335	Be3130	Ca3181
Line	396.152 { 85}	189.042 {478}	328.068 {103}	233.527 {445}	313.042 {108}	318.128 {106}
IS Ref	(Y_3710)	(Y_2243)	(Y_3600)	(Y_2243)	(Y_3710)	(Y_3600)
Units	ppb	ppb	ppb	ppb	ppb	ppb
Avg	**-7.004**	**-.3932**	**-.1269**	**-.0969**	**.0540**	**5.056**
Stddev	5.139	1.325	.4343	.0961	.0691	2.844
%RSD	73.38	337.0	342.3	99.14	127.8	56.25
#1	-1.558	-1.892	.2522	-.1468	.0296	1.813
#2	-11.77	.0890	-.0321	.0139	.1320	7.125
#3	-7.683	.6234	-.6007	-.1579	.0005	6.229
Check ?	Chk Pass	Chk Pass	Chk Pass	Chk Pass	Chk Pass	Chk Pass
High Limit						
Low Limit						

Elem	Cd2265	Co2286	Cr2677	Cu3247	Fe2714	K_7664
Line	226.502 {449}	228.616 {447}	267.716 {126}	324.754 {104}	271.441 {124}	766.490 { 44}
IS Ref	(Y_2243)	(Y_2243)	(Y_3600)	(Y_3600)	(Y_3600)	(Y_3710)
Units	ppb	ppb	ppb	ppb	ppb	ppb
Avg	**.0277**	**-.1884**	**.3609**	**-.1996**	**10.56**	**2.644**
Stddev	.0465	.1291	.2929	.0182	5.42	25.36
%RSD	167.5	68.53	81.16	9.117	51.34	959.2
#1	.0784	-.3290	.0825	-.1819	8.350	13.49
#2	.0176	-.1608	.6664	-.1987	16.74	-26.34
#3	-.0128	-.0753	.3338	-.2183	6.593	20.78
Check ?	Chk Pass	Chk Pass	Chk Pass	Chk Pass	Chk Pass	Chk Pass
High Limit						
Low Limit						

Elem	Mg2790	Mn2576	Na5895	Ni2316	Pb2203	Sb2068
Line	279.079 {121}	257.610 {131}	589.592 { 57}	231.604 {446}	220.353 {453}	206.833 {463}
IS Ref	(Y_3600)	(Y_3600)	(Y_3710)	(Y_2243)	(Y_2243)	(Y_2243)
Units	ppb	ppb	ppb	ppb	ppb	ppb
Avg	**-4.526**	**.3038**	**10.49**	**.1092**	**-1.294**	**.4121**
Stddev	1.699	.0871	3.29	.1656	1.127	1.707
%RSD	37.53	28.68	31.38	151.6	87.11	414.3
#1	-5.399	.3249	13.47	.2615	-.6542	.8294
#2	-5.611	.3784	11.04	.1330	-.6318	1.872
#3	-2.569	.2080	6.959	-.0670	-2.595	-1.465
Check ?	Chk Pass	Chk Pass	Chk Pass	Chk Pass	Chk Pass	Chk Pass
High Limit						
Low Limit						

Sample Name: 460-111939-A-23-B Acquired: 4/14/2016 21:59:59 Type: Unk
Method: sw04052016(v10) Mode: CONC Corr. Factor: 1.000000
User: admin Custom ID1: Custom ID2: Custom ID3:
Comment:

Elem	Se196	Tl1908	V_2924	Zn2062	B_2089	Mo2020
Line	196.090 {472}	190.856 {477}	292.402 {115}	206.200 {463}	208.959 {461}	202.030 {467}
IS Ref	(Y_2243)	(Y_2243)	(Y_3600)	(Y_2243)	(Y_2243)	(Y_2243)
Units	ppb	ppb	ppb	ppb	ppb	ppb
Avg	**.8943**	**-.7105**	**-.3978**	**.3820**	**8.574**	**-.5987**
Stddev	2.640	.3749	.2509	.2148	.388	.0313
%RSD	295.2	52.76	63.09	56.24	4.525	5.223
#1	-2.102	-.9265	-.1274	.3817	8.352	-.5825
#2	1.907	-.9273	-.4428	.1673	9.022	-.6347
#3	2.878	-.2776	-.6231	.5969	8.348	-.5788
Check ?	Chk Pass	Chk Pass	Chk Pass	Chk Pass	Chk Pass	Chk Pass
High Limit						
Low Limit						

Elem	Sn1899	Sr4077	Ti3349	Si2881
Line	189.989 {477}	407.771 { 83}	334.941 {101}	288.158 {117}
IS Ref	(Y_2243)	(Y_3710)	(Y_3600)	(Y_2243)
Units	ppb	ppb	ppb	ppb
Avg	**.6031**	**-.0354**	**-.3741**	**88.95**
Stddev	.7096	.0219	.2148	8.06
%RSD	117.7	61.95	57.40	9.060
#1	-.0775	-.0465	-.1640	83.50
#2	1.338	-.0101	-.3653	98.21
#3	.5482	-.0494	-.5932	85.14
Check ?	Chk Pass	Chk Pass	Chk Pass	Chk Pass
High Limit				
Low Limit				

Int. Std.	Y_2243	Y_3600	Y_3710
Line	224.306 {450}	360.073 { 94}	371.030 { 91}
Units	Cts/S	Cts/S	Cts/S
Avg	**3141.2**	**41700.**	**5461.7**
Stddev	4.2	64.	31.3
%RSD	.13265	.15403	.57275
#1	3137.0	41673.	5427.3
#2	3145.3	41653.	5469.5
#3	3141.3	41773.	5488.4

Sample Name: CCV Acquired: 4/14/2016 22:08:06 Type: QC
Method: sw04052016(v10) Mode: CONC Corr. Factor: 1.000000
User: admin Custom ID1: Custom ID2: Custom ID3:
Comment:

Elem	Al3961	As1890	Ag3280	Ba2335	Be3130	Ca3181
Line	396.152 { 85}	189.042 {478}	328.068 {103}	233.527 {445}	313.042 {108}	318.128 {106}
IS Ref	(Y_3710)	(Y_2243)	(Y_3600)	(Y_2243)	(Y_3710)	(Y_3600)
Units	ppb	ppb	ppb	ppb	ppb	ppb
Avg	**119400.**	**2384.**	**1195.**	**9793.**	**964.9**	**122000.**
Stddev	296.	1.	2.	30.	1.1	482.
%RSD	.2480	.0368	.1500	.3032	.1123	.3948
#1	119100.	2385.	1193.	9817.	965.4	122500.
#2	119300.	2383.	1196.	9801.	963.7	121900.
#3	119700.	2384.	1195.	9760.	965.7	121600.
Check ?	Chk Pass	Chk Pass	Chk Pass	Chk Pass	Chk Pass	Chk Pass
Value						
Range						

Elem	Cd2265	Co2286	Cr2677	Cu3247	Fe2714	K_7664
Line	226.502 {449}	228.616 {447}	267.716 {126}	324.754 {104}	271.441 {124}	766.490 { 44}
IS Ref	(Y_2243)	(Y_2243)	(Y_3600)	(Y_3600)	(Y_3600)	(Y_3710)
Units	ppb	ppb	ppb	ppb	ppb	ppb
Avg	**1219.**	**2438.**	**4891.**	**12050.**	**97430.**	**47880.**
Stddev	3.	2.	23.	17.	363.	82.
%RSD	.2056	.0632	.4631	.1400	.3724	.1704
#1	1220.	2437.	4914.	12030.	97850.	47810.
#2	1220.	2440.	4890.	12060.	97270.	47970.
#3	1216.	2438.	4869.	12060.	97180.	47870.
Check ?	Chk Pass	Chk Pass	Chk Pass	Chk Pass	Chk Pass	Chk Pass
Value						
Range						

Elem	Mg2790	Mn2576	Na5895	Ni2316	Pb2203	Sb2068
Line	279.079 {121}	257.610 {131}	589.592 { 57}	231.604 {446}	220.353 {453}	206.833 {463}
IS Ref	(Y_3600)	(Y_3600)	(Y_3710)	(Y_2243)	(Y_2243)	(Y_2243)
Units	ppb	ppb	ppb	ppb	ppb	ppb
Avg	**120500.**	**4942.**	**120400.**	**2451.**	**7314.**	**953.1**
Stddev	324.	14.	276.	6.	13.	3.7
%RSD	.2688	.2741	.2296	.2562	.1714	.3896
#1	120800.	4958.	120500.	2457.	7302.	951.6
#2	120300.	4937.	120100.	2453.	7327.	957.4
#3	120200.	4932.	120600.	2445.	7315.	950.4
Check ?	Chk Pass	Chk Pass	Chk Pass	Chk Pass	Chk Pass	Chk Pass
Value						
Range						

Sample Name: CCV Acquired: 4/14/2016 22:08:06 Type: QC
Method: sw04052016(v10) Mode: CONC Corr. Factor: 1.000000
User: admin Custom ID1: Custom ID2: Custom ID3:
Comment:

Elem	Se196	Tl1908	V_2924	Zn2062	B_2089	Mo2020
Line	196.090 {472}	190.856 {477}	292.402 {115}	206.200 {463}	208.959 {461}	202.030 {467}
IS Ref	(Y_2243)	(Y_2243)	(Y_3600)	(Y_2243)	(Y_2243)	(Y_2243)
Units	ppb	ppb	ppb	ppb	ppb	ppb
Avg	**2388.**	**2459.**	**2432.**	**2453.**	**964.2**	**2426.**
Stddev	11.	8.	8.	3.	4.1	3.
%RSD	.4490	.3243	.3092	.1371	.4264	.1261
#1	2380.	2452.	2440.	2455.	960.4	2425.
#2	2400.	2468.	2431.	2455.	968.6	2430.
#3	2384.	2458.	2425.	2449.	963.6	2424.
Check ?	Chk Pass	Chk Pass	Chk Pass	Chk Pass	Chk Pass	Chk Pass
Value						
Range						

Elem	Sn1899	Sr4077	Ti3349	Si2881
Line	189.989 {477}	407.771 { 83}	334.941 {101}	288.158 {117}
IS Ref	(Y_2243)	(Y_3710)	(Y_3600)	(Y_2243)
Units	ppb	ppb	ppb	ppb
Avg	**977.1**	**4908.**	**9723.**	**9245.**
Stddev	3.2	6.	77.	53.
%RSD	.3246	.1222	.7896	.5718
#1	979.2	4908.	9802.	9201.
#2	978.7	4902.	9718.	9304.
#3	973.5	4914.	9649.	9232.
Check ?	Chk Pass	Chk Pass	Chk Pass	None
Value				
Range				

Int. Std.	Y_2243	Y_3600	Y_3710
Line	224.306 {450}	360.073 { 94}	371.030 { 91}
Units	Cts/S	Cts/S	Cts/S
Avg	**2916.9**	**38807.**	**5237.8**
Stddev	8.6	268.	38.6
%RSD	.29459	.69102	.73628
#1	2913.3	38501.	5211.1
#2	2910.6	38918.	5220.3
#3	2926.7	39001.	5282.0

Sample Name: 460-112068-K-6-B Acquired: 4/14/2016 20:56:50 Type: Unk
Method: sw04052016(v10) Mode: CONC Corr. Factor: 1.000000
User: admin Custom ID1: Custom ID2: Custom ID3:
Comment:

Elem	Al3961	As1890	Ag3280	Ba2335	Be3130	Ca3181
Line	396.152 { 85}	189.042 {478}	328.068 {103}	233.527 {445}	313.042 {108}	318.128 {106}
IS Ref	(Y_3710)	(Y_2243)	(Y_3600)	(Y_2243)	(Y_3710)	(Y_3600)
Units	ppb	ppb	ppb	ppb	ppb	ppb
Avg	**5.579**	**-1.315**	**-.1715**	**2.826**	**.0023**	**57.83**
Stddev	17.19	.721	.6372	.005	.0748	4.84
%RSD	308.2	54.80	371.6	.1824	3321.	8.373
#1	.8057	-1.116	-.8900	2.823	.0704	56.60
#2	24.66	-.7149	.0508	2.832	-.0777	53.72
#3	-8.724	-2.114	.3248	2.822	.0140	63.16
Check ?	Chk Pass	Chk Pass	Chk Pass	Chk Pass	Chk Pass	Chk Pass
High Limit						
Low Limit						

Elem	Cd2265	Co2286	Cr2677	Cu3247	Fe2714	K_7664
Line	226.502 {449}	228.616 {447}	267.716 {126}	324.754 {104}	271.441 {124}	766.490 { 44}
IS Ref	(Y_2243)	(Y_2243)	(Y_3600)	(Y_3600)	(Y_3600)	(Y_3710)
Units	ppb	ppb	ppb	ppb	ppb	ppb
Avg	**-.0464**	**-.1084**	**.3945**	**-.1315**	**-.4452**	**-2.200**
Stddev	.0680	.0782	.1314	.2563	5.271	19.23
%RSD	146.5	72.13	33.30	195.0	1184.	874.1
#1	.0031	-.1879	.5085	-.2739	2.978	9.870
#2	-.1239	-.1055	.2508	.1644	-6.515	-24.38
#3	-.0185	-.0317	.4242	-.2849	2.202	7.907
Check ?	Chk Pass	Chk Pass	Chk Pass	Chk Pass	Chk Pass	Chk Pass
High Limit						
Low Limit						

Elem	Mg2790	Mn2576	Na5895	Ni2316	Pb2203	Sb2068
Line	279.079 {121}	257.610 {131}	589.592 { 57}	231.604 {446}	220.353 {453}	206.833 {463}
IS Ref	(Y_3600)	(Y_3600)	(Y_3710)	(Y_2243)	(Y_2243)	(Y_2243)
Units	ppb	ppb	ppb	ppb	ppb	ppb
Avg	**4.127**	**.0138**	**235.7**	**.3985**	**-.5282**	**-.4204**
Stddev	3.667	.0286	3.6	.3429	1.836	1.149
%RSD	88.85	206.9	1.545	86.03	347.6	273.2
#1	2.670	.0425	235.5	.3960	-2.275	-1.736
#2	8.298	-.0147	239.5	.7427	1.386	.0936
#3	1.413	.0136	232.3	.0569	-.6960	.3814
Check ?	Chk Pass	Chk Pass	Chk Pass	Chk Pass	Chk Pass	Chk Pass
High Limit						
Low Limit						

Sample Name: 460-112068-K-6-B Acquired: 4/14/2016 20:56:50 Type: Unk
Method: sw04052016(v10) Mode: CONC Corr. Factor: 1.000000
User: admin Custom ID1: Custom ID2: Custom ID3:
Comment:

Elem	Se196	Tl1908	V_2924	Zn2062	B_2089	Mo2020
Line	196.090 {472}	190.856 {477}	292.402 {115}	206.200 {463}	208.959 {461}	202.030 {467}
IS Ref	(Y_2243)	(Y_2243)	(Y_3600)	(Y_2243)	(Y_2243)	(Y_2243)
Units	ppb	ppb	ppb	ppb	ppb	ppb
Avg	**2.811**	**-.8132**	**-.0979**	**.8098**	**8.944**	**-.6039**
Stddev	1.653	.8982	.1507	.2264	.165	.1470
%RSD	58.79	110.5	153.9	27.96	1.841	24.35
#1	1.115	-1.628	-.1523	.6488	9.071	-.4358
#2	4.416	.1500	-.2140	.7118	8.758	-.6668
#3	2.901	-.9616	.0724	1.069	9.002	-.7089
Check ?	Chk Pass	Chk Pass	Chk Pass	Chk Pass	Chk Pass	Chk Pass
High Limit						
Low Limit						

Elem	Sn1899	Sr4077	Ti3349	Si2881
Line	189.989 {477}	407.771 { 83}	334.941 {101}	288.158 {117}
IS Ref	(Y_2243)	(Y_3710)	(Y_3600)	(Y_2243)
Units	ppb	ppb	ppb	ppb
Avg	**3.136**	**.1257**	**-.3833**	**182.1**
Stddev	.563	.0786	.0636	11.8
%RSD	17.96	62.57	16.59	6.481
#1	2.617	.1761	-.4248	170.9
#2	3.057	.1659	-.4150	180.8
#3	3.735	.0351	-.3101	194.4
Check ?	Chk Pass	Chk Pass	Chk Pass	Chk Pass
High Limit				
Low Limit				

Int. Std.	Y_2243	Y_3600	Y_3710
Line	224.306 {450}	360.073 { 94}	371.030 { 91}
Units	Cts/S	Cts/S	Cts/S
Avg	**3122.7**	**41366.**	**5450.5**
Stddev	6.3	156.	26.7
%RSD	.20244	.37724	.48902
#1	3120.0	41302.	5478.5
#2	3129.9	41544.	5447.7
#3	3118.1	41252.	5425.4

Sample Name: 460-111932-F-23-B Acquired: 4/14/2016 22:19:56 Type: Unk
Method: sw04052016(v10) Mode: CONC Corr. Factor: 1.000000
User: admin Custom ID1: Custom ID2: Custom ID3:
Comment:

Elem	Al3961	As1890	Ag3280	Ba2335	Be3130	Ca3181
Line	396.152 { 85}	189.042 {478}	328.068 {103}	233.527 {445}	313.042 {108}	318.128 {106}
IS Ref	(Y_3710)	(Y_2243)	(Y_3600)	(Y_2243)	(Y_3710)	(Y_3600)
Units	ppb	ppb	ppb	ppb	ppb	ppb
Avg	**-1.404**	**-1.080**	**-.0797**	**-.0463**	**-.0795**	**9.418**
Stddev	8.335	1.006	.1490	.1482	.0929	5.242
%RSD	593.4	93.16	186.9	319.8	116.8	55.66
#1	-10.92	-.0646	-.1807	.0895	-.1800	3.576
#2	4.597	-1.098	.0914	-.2043	.0033	10.97
#3	2.110	-2.076	-.1497	-.0241	-.0619	13.71
Check ?	Chk Pass	Chk Pass	Chk Pass	Chk Pass	Chk Pass	Chk Pass
High Limit						
Low Limit						

Elem	Cd2265	Co2286	Cr2677	Cu3247	Fe2714	K_7664
Line	226.502 {449}	228.616 {447}	267.716 {126}	324.754 {104}	271.441 {124}	766.490 { 44}
IS Ref	(Y_2243)	(Y_2243)	(Y_3600)	(Y_3600)	(Y_3600)	(Y_3710)
Units	ppb	ppb	ppb	ppb	ppb	ppb
Avg	**.0263**	**-.0931**	**.4955**	**.0188**	**-.3062**	**-33.54**
Stddev	.0252	.1232	.1655	.1510	9.966	2.24
%RSD	96.01	132.3	33.40	803.7	3254.	6.671
#1	-.0028	.0491	.6264	.0524	3.473	-35.91
#2	.0396	-.1608	.5506	.1501	7.218	-31.47
#3	.0420	-.1677	.3095	-.1462	-11.61	-33.24
Check ?	Chk Pass	Chk Pass	Chk Pass	Chk Pass	Chk Pass	Chk Pass
High Limit						
Low Limit						

Elem	Mg2790	Mn2576	Na5895	Ni2316	Pb2203	Sb2068
Line	279.079 {121}	257.610 {131}	589.592 { 57}	231.604 {446}	220.353 {453}	206.833 {463}
IS Ref	(Y_3600)	(Y_3600)	(Y_3710)	(Y_2243)	(Y_2243)	(Y_2243)
Units	ppb	ppb	ppb	ppb	ppb	ppb
Avg	**-2.140**	**.0407**	**5.401**	**.1041**	**-.7381**	**-.5044**
Stddev	6.044	.0229	5.346	.1460	1.137	1.692
%RSD	282.4	56.23	98.98	140.2	154.0	335.5
#1	1.511	.0506	7.264	.1961	-1.436	-2.056
#2	-9.116	.0145	9.566	.1806	-1.352	1.300
#3	1.185	.0568	-.6271	-.0642	.5735	-.7579
Check ?	Chk Pass	Chk Pass	Chk Pass	Chk Pass	Chk Pass	Chk Pass
High Limit						
Low Limit						

Sample Name: 460-111932-F-23-B Acquired: 4/14/2016 22:19:56 Type: Unk
Method: sw04052016(v10) Mode: CONC Corr. Factor: 1.000000
User: admin Custom ID1: Custom ID2: Custom ID3:
Comment:

Elem	Se196	Tl1908	V_2924	Zn2062	B_2089	Mo2020
Line	196.090 {472}	190.856 {477}	292.402 {115}	206.200 {463}	208.959 {461}	202.030 {467}
IS Ref	(Y_2243)	(Y_2243)	(Y_3600)	(Y_2243)	(Y_2243)	(Y_2243)
Units	ppb	ppb	ppb	ppb	ppb	ppb
Avg	**2.123**	**.4214**	**.1860**	**1.062**	**8.577**	**-.8172**
Stddev	2.199	.2265	.2976	.097	.493	.1243
%RSD	103.6	53.76	159.9	9.172	5.754	15.21
#1	.3542	.6779	.1137	1.162	8.548	-.6993
#2	1.428	.2485	-.0687	1.057	8.099	-.8052
#3	4.585	.3378	.5131	.9673	9.084	-.9471
Check ?	Chk Pass	Chk Pass	Chk Pass	Chk Pass	Chk Pass	Chk Pass
High Limit						
Low Limit						

Elem	Sn1899	Sr4077	Ti3349	Si2881
Line	189.989 {477}	407.771 { 83}	334.941 {101}	288.158 {117}
IS Ref	(Y_2243)	(Y_3710)	(Y_3600)	(Y_2243)
Units	ppb	ppb	ppb	ppb
Avg	**.4395**	**-.1046**	**-.2617**	**79.42**
Stddev	.4574	.0453	.1516	12.57
%RSD	104.1	43.32	57.94	15.82
#1	.5329	-.1548	-.4341	91.19
#2	-.0573	-.0922	-.2017	80.88
#3	.8430	-.0667	-.1492	66.18
Check ?	Chk Pass	Chk Pass	Chk Pass	Chk Pass
High Limit				
Low Limit				

Int. Std.	Y_2243	Y_3600	Y_3710
Line	224.306 {450}	360.073 { 94}	371.030 { 91}
Units	Cts/S	Cts/S	Cts/S
Avg	**3126.7**	**41434.**	**5416.4**
Stddev	9.1	74.	63.7
%RSD	.28944	.17958	1.1760
#1	3118.4	41381.	5397.0
#2	3136.4	41519.	5364.6
#3	3125.3	41402.	5487.5

Sample Name: CCV Acquired: 4/14/2016 22:28:01 Type: QC
Method: sw04052016(v10) Mode: CONC Corr. Factor: 1.000000
User: admin Custom ID1: Custom ID2: Custom ID3:
Comment:

Elem	Al3961	As1890	Ag3280	Ba2335	Be3130	Ca3181
Line	396.152 { 85}	189.042 {478}	328.068 {103}	233.527 {445}	313.042 {108}	318.128 {106}
IS Ref	(Y_3710)	(Y_2243)	(Y_3600)	(Y_2243)	(Y_3710)	(Y_3600)
Units	ppb	ppb	ppb	ppb	ppb	ppb
Avg	**120300.**	**2348.**	**1204.**	**9712.**	**962.5**	**120400.**
Stddev	820.	8.	1.	11.	5.2	168.
%RSD	.6814	.3293	.1005	.1141	.5374	.1393
#1	119400.	2357.	1204.	9722.	957.2	120600.
#2	121100.	2343.	1205.	9700.	967.5	120500.
#3	120400.	2344.	1202.	9714.	962.8	120300.
Check ?	Chk Pass	Chk Pass	Chk Pass	Chk Pass	Chk Pass	Chk Pass
Value						
Range						

Elem	Cd2265	Co2286	Cr2677	Cu3247	Fe2714	K_7664
Line	226.502 {449}	228.616 {447}	267.716 {126}	324.754 {104}	271.441 {124}	766.490 { 44}
IS Ref	(Y_2243)	(Y_2243)	(Y_3600)	(Y_3600)	(Y_3600)	(Y_3710)
Units	ppb	ppb	ppb	ppb	ppb	ppb
Avg	**1206.**	**2432.**	**4818.**	**12120.**	**96730.**	**47850.**
Stddev	3.	3.	11.	14.	155.	154.
%RSD	.2363	.1250	.2251	.1132	.1602	.3218
#1	1209.	2432.	4831.	12100.	96910.	47670.
#2	1203.	2428.	4813.	12130.	96660.	47970.
#3	1207.	2434.	4811.	12120.	96630.	47900.
Check ?	Chk Pass	Chk Pass	Chk Pass	Chk Pass	Chk Pass	Chk Pass
Value						
Range						

Elem	Mg2790	Mn2576	Na5895	Ni2316	Pb2203	Sb2068
Line	279.079 {121}	257.610 {131}	589.592 { 57}	231.604 {446}	220.353 {453}	206.833 {463}
IS Ref	(Y_3600)	(Y_3600)	(Y_3710)	(Y_2243)	(Y_2243)	(Y_2243)
Units	ppb	ppb	ppb	ppb	ppb	ppb
Avg	**120600.**	**4904.**	**121600.**	**2429.**	**7323.**	**951.8**
Stddev	122.	9.	1076.	4.	10.	2.7
%RSD	.1007	.1886	.8854	.1597	.1301	.2852
#1	120700.	4911.	120500.	2432.	7334.	951.0
#2	120600.	4907.	122600.	2425.	7318.	954.8
#3	120500.	4894.	121600.	2430.	7317.	949.5
Check ?	Chk Pass	Chk Pass	Chk Pass	Chk Pass	Chk Pass	Chk Pass
Value						
Range						

Sample Name: CCV Acquired: 4/14/2016 22:28:01 Type: QC
Method: sw04052016(v10) Mode: CONC Corr. Factor: 1.000000
User: admin Custom ID1: Custom ID2: Custom ID3:
Comment:

Elem	Se196	Tl1908	V_2924	Zn2062	B_2089	Mo2020
Line	196.090 {472}	190.856 {477}	292.402 {115}	206.200 {463}	208.959 {461}	202.030 {467}
IS Ref	(Y_2243)	(Y_2243)	(Y_3600)	(Y_2243)	(Y_2243)	(Y_2243)
Units	ppb	ppb	ppb	ppb	ppb	ppb
Avg	**2356.**	**2449.**	**2420.**	**2431.**	**958.7**	**2413.**
Stddev	3.	5.	2.	9.	2.1	.
%RSD	.1344	.2200	.0629	.3525	.2238	.0091
#1	2358.	2452.	2422.	2436.	959.9	2413.
#2	2353.	2443.	2421.	2421.	960.1	2414.
#3	2358.	2452.	2419.	2435.	956.3	2413.
Check ?	Chk Pass	Chk Pass	Chk Pass	Chk Pass	Chk Pass	Chk Pass
Value						
Range						

Elem	Sn1899	Sr4077	Ti3349	Si2881
Line	189.989 {477}	407.771 { 83}	334.941 {101}	288.158 {117}
IS Ref	(Y_2243)	(Y_3710)	(Y_3600)	(Y_2243)
Units	ppb	ppb	ppb	ppb
Avg	**966.9**	**4904.**	**9818.**	**9432.**
Stddev	1.0	14.	33.	78.
%RSD	.0987	.2912	.3399	.8226
#1	966.9	4892.	9839.	9463.
#2	966.0	4920.	9836.	9490.
#3	967.9	4901.	9780.	9344.
Check ?	Chk Pass	Chk Pass	Chk Pass	None
Value				
Range				

Int. Std.	Y_2243	Y_3600	Y_3710
Line	224.306 {450}	360.073 { 94}	371.030 { 91}
Units	Cts/S	Cts/S	Cts/S
Avg	**2903.5**	**38864.**	**5298.5**
Stddev	10.4	269.	19.3
%RSD	.35968	.69090	.36419
#1	2893.0	38554.	5297.2
#2	2913.9	39021.	5318.4
#3	2903.7	39018.	5279.9

Sample Name: CCVL Acquired: 4/14/2016 22:35:46 Type: QC
Method: sw04052016(v10) Mode: CONC Corr. Factor: 1.000000
User: admin Custom ID1: Custom ID2: Custom ID3:
Comment:

Elem	Al3961	As1890	Ag3280	Ba2335	Be3130	Ca3181
Line	396.152 { 85}	189.042 {478}	328.068 {103}	233.527 {445}	313.042 {108}	318.128 {106}
IS Ref	(Y_3710)	(Y_2243)	(Y_3600)	(Y_2243)	(Y_3710)	(Y_3600)
Units	ppb	ppb	ppb	ppb	ppb	ppb
Avg	**205.2**	**12.13**	**9.520**	**206.6**	**2.090**	**4991.**
Stddev	12.7	1.41	.147	.2	.060	47.
%RSD	6.210	11.62	1.542	.0870	2.883	.9445
#1	193.6	11.00	9.548	206.5	2.023	4966.
#2	218.9	11.69	9.361	206.6	2.108	4962.
#3	203.1	13.71	9.650	206.8	2.139	5046.
Check ?	Chk Pass	Chk Pass	Chk Pass	Chk Pass	Chk Pass	Chk Pass
Value						
Range						

Elem	Cd2265	Co2286	Cr2677	Cu3247	Fe2714	K_7664
Line	226.502 {449}	228.616 {447}	267.716 {126}	324.754 {104}	271.441 {124}	766.490 { 44}
IS Ref	(Y_2243)	(Y_2243)	(Y_3600)	(Y_3600)	(Y_3600)	(Y_3710)
Units	ppb	ppb	ppb	ppb	ppb	ppb
Avg	**4.123**	**52.92**	**10.37**	**24.41**	**159.6**	**4706.**
Stddev	.056	.19	.50	.23	2.8	6.
%RSD	1.351	.3531	4.800	.9343	1.745	.1233
#1	4.059	52.77	9.805	24.35	162.2	4700.
#2	4.154	52.85	10.75	24.22	159.9	4712.
#3	4.156	53.13	10.54	24.67	156.7	4706.
Check ?	Chk Pass	Chk Pass	Chk Pass	Chk Pass	Chk Pass	Chk Pass
Value						
Range						

Elem	Mg2790	Mn2576	Na5895	Ni2316	Pb2203	Sb2068
Line	279.079 {121}	257.610 {131}	589.592 { 57}	231.604 {446}	220.353 {453}	206.833 {463}
IS Ref	(Y_3600)	(Y_3600)	(Y_3710)	(Y_2243)	(Y_2243)	(Y_2243)
Units	ppb	ppb	ppb	ppb	ppb	ppb
Avg	**4828.**	**15.86**	**4800.**	**42.78**	**10.76**	**18.52**
Stddev	34.	.03	45.	.43	2.22	1.02
%RSD	.7131	.1775	.9403	.9940	20.64	5.479
#1	4846.	15.87	4800.	42.31	9.731	17.48
#2	4789.	15.88	4846.	43.13	9.245	19.51
#3	4851.	15.83	4755.	42.89	13.31	18.56
Check ?	Chk Pass	Chk Pass	Chk Pass	Chk Pass	Chk Pass	Chk Pass
Value						
Range						

Sample Name: CCVL Acquired: 4/14/2016 22:35:46 Type: QC
Method: sw04052016(v10) Mode: CONC Corr. Factor: 1.000000
User: admin Custom ID1: Custom ID2: Custom ID3:
Comment:

Elem	Se196	Tl1908	V_2924	Zn2062	B_2089	Mo2020
Line	196.090 {472}	190.856 {477}	292.402 {115}	206.200 {463}	208.959 {461}	202.030 {467}
IS Ref	(Y_2243)	(Y_2243)	(Y_3600)	(Y_2243)	(Y_2243)	(Y_2243)
Units	ppb	ppb	ppb	ppb	ppb	ppb
Avg	**18.20**	**22.28**	**50.53**	**31.38**	**48.38**	**19.73**
Stddev	2.61	1.34	.42	.23	.35	.07
%RSD	14.33	6.022	.8309	.7253	.7208	.3318
#1	16.00	21.41	50.65	31.27	48.43	19.72
#2	17.52	21.59	50.07	31.22	48.01	19.67
#3	21.08	23.82	50.88	31.64	48.70	19.80
Check ?	Chk Pass	Chk Pass	Chk Pass	Chk Pass	Chk Pass	Chk Pass
Value						
Range						

Elem	Sn1899	Sr4077	Ti3349	Si2881
Line	189.989 {477}	407.771 { 83}	334.941 {101}	288.158 {117}
IS Ref	(Y_2243)	(Y_3710)	(Y_3600)	(Y_2243)
Units	ppb	ppb	ppb	ppb
Avg	**50.09**	**20.24**	**20.04**	F **.9503**
Stddev	.43	.09	.10	9.140
%RSD	.8593	.4457	.4808	961.8
#1	50.37	20.28	20.08	-1.501
#2	49.59	20.13	19.93	11.07
#3	50.30	20.30	20.11	-6.714
Check ?	Chk Pass	Chk Pass	Chk Pass	Chk Fail
Value				200.0
Range				-30.50%

Int. Std.	Y_2243	Y_3600	Y_3710
Line	224.306 {450}	360.073 { 94}	371.030 { 91}
Units	Cts/S	Cts/S	Cts/S
Avg	**3085.5**	**41014.**	**5348.0**
Stddev	18.4	251.	17.0
%RSD	.59527	.61125	.31827
#1	3101.0	41027.	5357.1
#2	3090.3	41258.	5328.3
#3	3065.2	40757.	5358.4

Sample Name: sd 460-112068-K-6-B Acquired: 4/14/2016 21:00:53 Type: Unk
Method: sw04052016(v10) Mode: CONC Corr. Factor: 1.000000
User: admin Custom ID1: Custom ID2: Custom ID3:
Comment:

Elem	Al3961	As1890	Ag3280	Ba2335	Be3130	Ca3181
Line	396.152 { 85}	189.042 {478}	328.068 {103}	233.527 {445}	313.042 {108}	318.128 {106}
IS Ref	(Y_3710)	(Y_2243)	(Y_3600)	(Y_2243)	(Y_3710)	(Y_3600)
Units	ppb	ppb	ppb	ppb	ppb	ppb
Avg	**-16.17**	**-.5947**	**-.4728**	**.5075**	**.0211**	**4.825**
Stddev	11.70	.4497	.6878	.1083	.0348	7.452
%RSD	72.35	75.61	145.5	21.34	164.5	154.4
#1	-16.83	-1.087	-.1025	.4778	.0608	-2.577
#2	-4.157	-.2062	-.0496	.4171	.0065	4.727
#3	-27.53	-.4906	-1.266	.6276	-.0040	12.33
Check ?	Chk Pass	Chk Pass	Chk Pass	Chk Pass	Chk Pass	Chk Pass
High Limit						
Low Limit						

Elem	Cd2265	Co2286	Cr2677	Cu3247	Fe2714	K_7664
Line	226.502 {449}	228.616 {447}	267.716 {126}	324.754 {104}	271.441 {124}	766.490 { 44}
IS Ref	(Y_2243)	(Y_2243)	(Y_3600)	(Y_3600)	(Y_3600)	(Y_3710)
Units	ppb	ppb	ppb	ppb	ppb	ppb
Avg	**.0152**	**-.0305**	**.1868**	**-.1917**	**-5.990**	**-28.99**
Stddev	.0869	.1518	.5957	.4029	5.570	19.36
%RSD	573.2	497.1	318.9	210.2	92.98	66.77
#1	.0915	-.1270	-.4216	-.4149	-12.30	-8.353
#2	.0333	.1445	.7689	-.4336	-3.939	-31.87
#3	-.0793	-.1091	.2132	.2734	-1.737	-46.74
Check ?	Chk Pass	Chk Pass	Chk Pass	Chk Pass	Chk Pass	Chk Pass
High Limit						
Low Limit						

Elem	Mg2790	Mn2576	Na5895	Ni2316	Pb2203	Sb2068
Line	279.079 {121}	257.610 {131}	589.592 { 57}	231.604 {446}	220.353 {453}	206.833 {463}
IS Ref	(Y_3600)	(Y_3600)	(Y_3710)	(Y_2243)	(Y_2243)	(Y_2243)
Units	ppb	ppb	ppb	ppb	ppb	ppb
Avg	**-1.332**	**-.0211**	**34.17**	**-.1867**	**.0310**	**-.6661**
Stddev	3.468	.0589	2.44	.0834	1.191	1.601
%RSD	260.3	278.8	7.138	44.69	3839.	240.3
#1	-1.577	.0104	31.37	-.0905	.2329	-1.866
#2	2.251	-.0892	35.38	-.2391	-1.248	-1.284
#3	-4.671	.0153	35.78	-.2304	1.109	1.152
Check ?	Chk Pass	Chk Pass	Chk Pass	Chk Pass	Chk Pass	Chk Pass
High Limit						
Low Limit						

Sample Name: sd 460-112068-K-6-B Acquired: 4/14/2016 21:00:53 Type: Unk
Method: sw04052016(v10) Mode: CONC Corr. Factor: 1.000000
User: admin Custom ID1: Custom ID2: Custom ID3:
Comment:

Elem	Se196	Tl1908	V_2924	Zn2062	B_2089	Mo2020
Line	196.090 {472}	190.856 {477}	292.402 {115}	206.200 {463}	208.959 {461}	202.030 {467}
IS Ref	(Y_2243)	(Y_2243)	(Y_3600)	(Y_2243)	(Y_2243)	(Y_2243)
Units	ppb	ppb	ppb	ppb	ppb	ppb
Avg	**-.6696**	**-1.140**	**-.2072**	**.3397**	**.4636**	**-.6648**
Stddev	.4510	.631	.1014	.1041	.6903	.1071
%RSD	67.35	55.33	48.95	30.65	148.9	16.11
#1	-1.190	-1.835	-.3065	.3672	1.245	-.7861
#2	-.4164	-.9834	-.2114	.2246	.2095	-.6251
#3	-.4021	-.6026	-.1038	.4273	-.0636	-.5831
Check ?	Chk Pass	Chk Pass	Chk Pass	Chk Pass	Chk Pass	Chk Pass
High Limit						
Low Limit						

Elem	Sn1899	Sr4077	Ti3349	Si2881
Line	189.989 {477}	407.771 { 83}	334.941 {101}	288.158 {117}
IS Ref	(Y_2243)	(Y_3710)	(Y_3600)	(Y_2243)
Units	ppb	ppb	ppb	ppb
Avg	**1.238**	**-.0305**	**-.5641**	**25.50**
Stddev	.594	.0369	.1907	12.15
%RSD	48.00	121.1	33.82	47.66
#1	1.327	-.0225	-.4577	34.34
#2	1.782	-.0707	-.4502	30.53
#3	.6038	.0018	-.7843	11.64
Check ?	Chk Pass	Chk Pass	Chk Pass	Chk Pass
High Limit				
Low Limit				

Int. Std.	Y_2243	Y_3600	Y_3710
Line	224.306 {450}	360.073 { 94}	371.030 { 91}
Units	Cts/S	Cts/S	Cts/S
Avg	**3092.6**	**41200.**	**5434.2**
Stddev	9.3	241.	117.3
%RSD	.29971	.58440	2.1585
#1	3082.4	40932.	5357.2
#2	3095.1	41269.	5569.2
#3	3100.4	41399.	5376.2

Sample Name: pds 460-112068-K-6-B Acquired: 4/14/2016 21:08:37 Type: Unk
Method: sw04052016(v10) Mode: CONC Corr. Factor: 1.000000
User: admin Custom ID1: Custom ID2: Custom ID3:
Comment:

Elem	Al3961	As1890	Ag3280	Ba2335	Be3130	Ca3181
Line	396.152 { 85}	189.042 {478}	328.068 {103}	233.527 {445}	313.042 {108}	318.128 {106}
IS Ref	(Y_3710)	(Y_2243)	(Y_3600)	(Y_2243)	(Y_3710)	(Y_3600)
Units	ppb	ppb	ppb	ppb	ppb	ppb
Avg	**1899.**	**1843.**	**45.34**	**1974.**	**48.34**	**19140.**
Stddev	31.	3.	.28	8.	.19	95.
%RSD	1.650	.1603	.6211	.4041	.3968	.4962
#1	1863.	1847.	45.41	1965.	48.20	19060.
#2	1915.	1841.	45.58	1976.	48.28	19240.
#3	1920.	1842.	45.03	1981.	48.56	19120.
Check ?	Chk Pass	Chk Pass	Chk Pass	Chk Pass	Chk Pass	Chk Pass
High Limit						
Low Limit						

Elem	Cd2265	Co2286	Cr2677	Cu3247	Fe2714	K_7664
Line	226.502 {449}	228.616 {447}	267.716 {126}	324.754 {104}	271.441 {124}	766.490 { 44}
IS Ref	(Y_2243)	(Y_2243)	(Y_3600)	(Y_3600)	(Y_3600)	(Y_3710)
Units	ppb	ppb	ppb	ppb	ppb	ppb
Avg	**49.53**	**499.3**	**201.1**	**233.3**	**995.2**	**17230.**
Stddev	.10	1.2	1.3	1.0	1.2	119.
%RSD	.2043	.2352	.6292	.4143	.1247	.6929
#1	49.44	498.0	199.6	232.9	994.7	17100.
#2	49.53	499.5	201.9	232.6	996.6	17240.
#3	49.64	500.4	201.7	234.4	994.3	17340.
Check ?	Chk Pass	Chk Pass	Chk Pass	Chk Pass	Chk Pass	Chk Pass
High Limit						
Low Limit						

Elem	Mg2790	Mn2576	Na5895	Ni2316	Pb2203	Sb2068
Line	279.079 {121}	257.610 {131}	589.592 { 57}	231.604 {446}	220.353 {453}	206.833 {463}
IS Ref	(Y_3600)	(Y_3600)	(Y_3710)	(Y_2243)	(Y_2243)	(Y_2243)
Units	ppb	ppb	ppb	ppb	ppb	ppb
Avg	**18480.**	**499.5**	**18660.**	**511.4**	**501.4**	**453.7**
Stddev	96.	1.1	268.	1.2	2.8	2.3
%RSD	.5220	.2251	1.438	.2408	.5622	.5054
#1	18400.	498.2	18360.	510.1	498.3	451.3
#2	18590.	500.2	18770.	511.4	503.9	454.0
#3	18460.	500.2	18860.	512.6	502.1	455.9
Check ?	Chk Pass	Chk Pass	Chk Pass	Chk Pass	Chk Pass	Chk Pass
High Limit						
Low Limit						

Sample Name: pds 460-112068-K-6-B Acquired: 4/14/2016 21:08:37 Type: Unk
Method: sw04052016(v10) Mode: CONC Corr. Factor: 1.000000
User: admin Custom ID1: Custom ID2: Custom ID3:
Comment:

Elem	Se196	Tl1908	V_2924	Zn2062	B_2089	Mo2020
Line	196.090 {472}	190.856 {477}	292.402 {115}	206.200 {463}	208.959 {461}	202.030 {467}
IS Ref	(Y_2243)	(Y_2243)	(Y_3600)	(Y_2243)	(Y_2243)	(Y_2243)
Units	ppb	ppb	ppb	ppb	ppb	ppb
Avg	**1880.**	**2102.**	**490.7**	**508.4**	**492.0**	**486.5**
Stddev	8.	4.	1.9	3.1	2.3	.7
%RSD	.4303	.2079	.3780	.6069	.4772	.1337
#1	1890.	2107.	492.6	509.7	494.5	486.7
#2	1876.	2101.	490.4	510.7	491.7	487.1
#3	1876.	2099.	488.9	504.9	489.9	485.8
Check ?	Chk Pass	Chk Pass	Chk Pass	Chk Pass	Chk Pass	Chk Pass
High Limit						
Low Limit						

Elem	Sn1899	Sr4077	Ti3349	Si2881
Line	189.989 {477}	407.771 { 83}	334.941 {101}	288.158 {117}
IS Ref	(Y_2243)	(Y_3710)	(Y_3600)	(Y_2243)
Units	ppb	ppb	ppb	ppb
Avg	**503.1**	**481.2**	**488.7**	**230.4**
Stddev	3.0	4.7	1.5	.9
%RSD	.5924	.9716	.3044	.3834
#1	504.7	476.5	487.2	231.0
#2	505.0	481.1	488.6	229.4
#3	499.7	485.9	490.2	230.8
Check ?	Chk Pass	Chk Pass	Chk Pass	Chk Pass
High Limit				
Low Limit				

Int. Std.	Y_2243	Y_3600	Y_3710
Line	224.306 {450}	360.073 { 94}	371.030 { 91}
Units	Cts/S	Cts/S	Cts/S
Avg	**3024.6**	**40267.**	**5371.6**
Stddev	6.4	298.	93.4
%RSD	.21316	.74044	1.7380
#1	3026.5	40516.	5474.1
#2	3017.4	39936.	5291.6
#3	3029.8	40348.	5348.9

Sample Name: CCV Acquired: 4/14/2016 21:16:19 Type: QC
Method: sw04052016(v10) Mode: CONC Corr. Factor: 1.000000
User: admin Custom ID1: Custom ID2: Custom ID3:
Comment:

Elem	Al3961	As1890	Ag3280	Ba2335	Be3130	Ca3181
Line	396.152 { 85}	189.042 {478}	328.068 {103}	233.527 {445}	313.042 {108}	318.128 {106}
IS Ref	(Y_3710)	(Y_2243)	(Y_3600)	(Y_2243)	(Y_3710)	(Y_3600)
Units	ppb	ppb	ppb	ppb	ppb	ppb
Avg	**119900.**	**2410.**	**1213.**	**9924.**	**965.5**	**123000.**
Stddev	312.	5.	1.	7.	1.1	109.
%RSD	.2600	.2135	.0811	.0703	.1124	.0885
#1	119500.	2405.	1212.	9916.	964.6	122900.
#2	120100.	2410.	1212.	9927.	966.7	123100.
#3	120000.	2416.	1214.	9928.	965.2	122800.
Check ?	Chk Pass	Chk Pass	Chk Pass	Chk Pass	Chk Pass	Chk Pass
Value						
Range						

Elem	Cd2265	Co2286	Cr2677	Cu3247	Fe2714	K_7664
Line	226.502 {449}	228.616 {447}	267.716 {126}	324.754 {104}	271.441 {124}	766.490 { 44}
IS Ref	(Y_2243)	(Y_2243)	(Y_3600)	(Y_3600)	(Y_3600)	(Y_3710)
Units	ppb	ppb	ppb	ppb	ppb	ppb
Avg	**1230.**	**2470.**	**4935.**	**12220.**	**97650.**	**48210.**
Stddev	1.	1.	10.	27.	179.	127.
%RSD	.0847	.0563	.2042	.2194	.1835	.2625
#1	1229.	2469.	4940.	12220.	97820.	48070.
#2	1231.	2471.	4941.	12250.	97460.	48280.
#3	1231.	2471.	4923.	12190.	97650.	48290.
Check ?	Chk Pass	Chk Pass	Chk Pass	Chk Pass	Chk Pass	Chk Pass
Value						
Range						

Elem	Mg2790	Mn2576	Na5895	Ni2316	Pb2203	Sb2068
Line	279.079 {121}	257.610 {131}	589.592 { 57}	231.604 {446}	220.353 {453}	206.833 {463}
IS Ref	(Y_3600)	(Y_3600)	(Y_3710)	(Y_2243)	(Y_2243)	(Y_2243)
Units	ppb	ppb	ppb	ppb	ppb	ppb
Avg	**121300.**	**4986.**	**120900.**	**2482.**	**7381.**	**966.2**
Stddev	27.	4.	46.	4.	4.	2.9
%RSD	.0226	.0791	.0384	.1458	.0549	.3009
#1	121300.	4989.	120900.	2478.	7377.	963.2
#2	121300.	4987.	120800.	2486.	7381.	966.5
#3	121400.	4981.	120800.	2482.	7385.	969.0
Check ?	Chk Pass	Chk Pass	Chk Pass	Chk Pass	Chk Pass	Chk Pass
Value						
Range						

Sample Name: CCV Acquired: 4/14/2016 21:16:19 Type: QC
Method: sw04052016(v10) Mode: CONC Corr. Factor: 1.000000
User: admin Custom ID1: Custom ID2: Custom ID3:
Comment:

Elem	Se196	Tl1908	V_2924	Zn2062	B_2089	Mo2020
Line	196.090 {472}	190.856 {477}	292.402 {115}	206.200 {463}	208.959 {461}	202.030 {467}
IS Ref	(Y_2243)	(Y_2243)	(Y_3600)	(Y_2243)	(Y_2243)	(Y_2243)
Units	ppb	ppb	ppb	ppb	ppb	ppb
Avg	**2419.**	**2492.**	**2454.**	**2464.**	**982.2**	**2460.**
Stddev	7.	10.	1.	4.	2.9	5.
%RSD	.2760	.4018	.0406	.1556	.2907	.2133
#1	2412.	2481.	2452.	2459.	979.5	2455.
#2	2424.	2493.	2454.	2466.	981.8	2460.
#3	2422.	2501.	2454.	2466.	985.2	2466.
Check ?	Chk Pass	Chk Pass	Chk Pass	Chk Pass	Chk Pass	Chk Pass
Value						
Range						

Elem	Sn1899	Sr4077	Ti3349	Si2881
Line	189.989 {477}	407.771 { 83}	334.941 {101}	288.158 {117}
IS Ref	(Y_2243)	(Y_3710)	(Y_3600)	(Y_2243)
Units	ppb	ppb	ppb	ppb
Avg	**988.7**	**4947.**	**9825.**	**9517.**
Stddev	3.6	9.	61.	57.
%RSD	.3639	.1881	.6200	.5953
#1	989.7	4938.	9875.	9533.
#2	991.7	4947.	9844.	9564.
#3	984.7	4956.	9757.	9454.
Check ?	Chk Pass	Chk Pass	Chk Pass	None
Value				
Range				

Int. Std.	Y_2243	Y_3600	Y_3710
Line	224.306 {450}	360.073 { 94}	371.030 { 91}
Units	Cts/S	Cts/S	Cts/S
Avg	**2867.7**	**38356.**	**5305.4**
Stddev	2.6	131.	22.9
%RSD	.09096	.34246	.43085
#1	2868.6	38205.	5320.8
#2	2864.8	38417.	5279.2
#3	2869.8	38445.	5316.4

Sample Name: CCVL Acquired: 4/14/2016 21:24:06 Type: QC
Method: sw04052016(v10) Mode: CONC Corr. Factor: 1.000000
User: admin Custom ID1: Custom ID2: Custom ID3:
Comment:

Elem	Al3961	As1890	Ag3280	Ba2335	Be3130	Ca3181
Line	396.152 { 85}	189.042 {478}	328.068 {103}	233.527 {445}	313.042 {108}	318.128 {106}
IS Ref	(Y_3710)	(Y_2243)	(Y_3600)	(Y_2243)	(Y_3710)	(Y_3600)
Units	ppb	ppb	ppb	ppb	ppb	ppb
Avg	**204.8**	**14.54**	**9.437**	**213.0**	**2.040**	**5162.**
Stddev	10.8	2.27	.240	.9	.019	4.
%RSD	5.255	15.60	2.542	.4127	.9396	.0731
#1	202.8	15.42	9.323	213.1	2.059	5158.
#2	216.4	11.96	9.274	213.8	2.039	5166.
#3	195.2	16.23	9.712	212.0	2.021	5161.
Check ?	Chk Pass	Chk Pass	Chk Pass	Chk Pass	Chk Pass	Chk Pass
Value						
Range						

Elem	Cd2265	Co2286	Cr2677	Cu3247	Fe2714	K_7664
Line	226.502 {449}	228.616 {447}	267.716 {126}	324.754 {104}	271.441 {124}	766.490 { 44}
IS Ref	(Y_2243)	(Y_2243)	(Y_3600)	(Y_3600)	(Y_3600)	(Y_3710)
Units	ppb	ppb	ppb	ppb	ppb	ppb
Avg	**4.185**	**53.81**	**10.80**	**24.29**	**162.8**	**4819.**
Stddev	.086	.40	.54	.11	10.4	45.
%RSD	2.051	.7426	4.971	.4439	6.375	.9326
#1	4.223	53.81	10.46	24.21	150.8	4767.
#2	4.087	54.21	10.53	24.42	169.7	4843.
#3	4.245	53.41	11.42	24.25	167.8	4846.
Check ?	Chk Pass	Chk Pass	Chk Pass	Chk Pass	Chk Pass	Chk Pass
Value						
Range						

Elem	Mg2790	Mn2576	Na5895	Ni2316	Pb2203	Sb2068
Line	279.079 {121}	257.610 {131}	589.592 { 57}	231.604 {446}	220.353 {453}	206.833 {463}
IS Ref	(Y_3600)	(Y_3600)	(Y_3710)	(Y_2243)	(Y_2243)	(Y_2243)
Units	ppb	ppb	ppb	ppb	ppb	ppb
Avg	**4922.**	**16.26**	**4803.**	**43.93**	**9.580**	**18.83**
Stddev	14.	.15	.	.67	1.373	.28
%RSD	.2806	.9326	.0068	1.517	14.34	1.471
#1	4924.	16.10	4803.	43.51	10.29	18.90
#2	4908.	16.28	4803.	44.70	10.45	18.52
#3	4935.	16.40	4803.	43.59	7.997	19.06
Check ?	Chk Pass	Chk Pass	Chk Pass	Chk Pass	Chk Pass	Chk Pass
Value						
Range						

Sample Name: CCVL Acquired: 4/14/2016 21:24:06 Type: QC
Method: sw04052016(v10) Mode: CONC Corr. Factor: 1.000000
User: admin Custom ID1: Custom ID2: Custom ID3:
Comment:

Elem	Se196	Tl1908	V_2924	Zn2062	B_2089	Mo2020
Line	196.090 {472}	190.856 {477}	292.402 {115}	206.200 {463}	208.959 {461}	202.030 {467}
IS Ref	(Y_2243)	(Y_2243)	(Y_3600)	(Y_2243)	(Y_2243)	(Y_2243)
Units	ppb	ppb	ppb	ppb	ppb	ppb
Avg	**20.54**	**23.48**	**51.78**	**32.02**	**49.91**	**19.80**
Stddev	.75	.28	.35	.36	.51	.31
%RSD	3.634	1.191	.6752	1.137	1.022	1.543
#1	21.27	23.46	52.16	32.07	49.32	19.82
#2	20.57	23.22	51.47	32.36	50.22	20.10
#3	19.78	23.77	51.71	31.64	50.18	19.49
Check ?	Chk Pass	Chk Pass	Chk Pass	Chk Pass	Chk Pass	Chk Pass
Value						
Range						

Elem	Sn1899	Sr4077	Ti3349	Si2881
Line	189.989 {477}	407.771 { 83}	334.941 {101}	288.158 {117}
IS Ref	(Y_2243)	(Y_3710)	(Y_3600)	(Y_2243)
Units	ppb	ppb	ppb	ppb
Avg	**51.42**	**20.78**	**20.51**	F **-18.58**
Stddev	.42	.06	.20	10.27
%RSD	.8135	.2944	.9773	55.30
#1	51.85	20.72	20.33	-25.62
#2	51.01	20.78	20.47	-6.789
#3	51.40	20.84	20.73	-23.32
Check ?	Chk Pass	Chk Pass	Chk Pass	Chk Fail
Value				200.0
Range				-30.50%

Int. Std.	Y_2243	Y_3600	Y_3710
Line	224.306 {450}	360.073 { 94}	371.030 { 91}
Units	Cts/S	Cts/S	Cts/S
Avg	**3013.0**	**40039.**	**5276.0**
Stddev	7.5	15.	26.2
%RSD	.24825	.03857	.49725
#1	3021.0	40037.	5275.2
#2	3006.3	40055.	5250.3
#3	3011.6	40024.	5302.7

Sample Name: 460-111911-A-47-B Acquired: 4/14/2016 21:32:08 Type: Unk
Method: sw04052016(v10) Mode: CONC Corr. Factor: 1.000000
User: admin Custom ID1: Custom ID2: Custom ID3:
Comment:

Elem	Al3961	As1890	Ag3280	Ba2335	Be3130	Ca3181
Line	396.152 { 85}	189.042 {478}	328.068 {103}	233.527 {445}	313.042 {108}	318.128 {106}
IS Ref	(Y_3710)	(Y_2243)	(Y_3600)	(Y_2243)	(Y_3710)	(Y_3600)
Units	ppb	ppb	ppb	ppb	ppb	ppb
Avg	**38.29**	**-2.100**	**-.2975**	**26.05**	**-.0037**	**20770.**
Stddev	11.14	1.259	.3210	.45	.0267	309.
%RSD	29.10	59.98	107.9	1.727	716.7	1.487
#1	50.34	-.7798	-.3742	26.49	-.0078	20850.
#2	28.37	-3.288	-.5731	26.07	.0247	21030.
#3	36.15	-2.231	.0550	25.59	-.0281	20430.
Check ?	Chk Pass	Chk Pass	Chk Pass	Chk Pass	Chk Pass	Chk Pass
High Limit						
Low Limit						

Elem	Cd2265	Co2286	Cr2677	Cu3247	Fe2714	K_7664
Line	226.502 {449}	228.616 {447}	267.716 {126}	324.754 {104}	271.441 {124}	766.490 { 44}
IS Ref	(Y_2243)	(Y_2243)	(Y_3600)	(Y_3600)	(Y_3600)	(Y_3710)
Units	ppb	ppb	ppb	ppb	ppb	ppb
Avg	**-.0071**	**-.1845**	**.1688**	**212.3**	**7.106**	**1193.**
Stddev	.0850	.1058	.0851	3.4	8.421	4.
%RSD	1198.	57.32	50.41	1.605	118.5	.3317
#1	.0112	-.2984	.1148	213.0	8.644	1188.
#2	.0672	-.0893	.1248	215.2	-1.979	1193.
#3	-.0997	-.1660	.2670	208.5	14.65	1196.
Check ?	Chk Pass	Chk Pass	Chk Pass	Chk Pass	Chk Pass	Chk Pass
High Limit						
Low Limit						

Elem	Mg2790	Mn2576	Na5895	Ni2316	Pb2203	Sb2068
Line	279.079 {121}	257.610 {131}	589.592 { 57}	231.604 {446}	220.353 {453}	206.833 {463}
IS Ref	(Y_3600)	(Y_3600)	(Y_3710)	(Y_2243)	(Y_2243)	(Y_2243)
Units	ppb	ppb	ppb	ppb	ppb	ppb
Avg	**7038.**	**1.716**	**47420.**	**3.882**	**1.554**	**-1.529**
Stddev	54.	.007	931.	.208	2.659	1.115
%RSD	.7673	.4232	1.963	5.358	171.1	72.89
#1	7055.	1.713	48040.	3.913	1.402	-2.003
#2	7082.	1.711	47870.	3.661	4.285	-2.329
#3	6978.	1.724	46350.	4.073	-1.025	-.2561
Check ?	Chk Pass	Chk Pass	Chk Pass	Chk Pass	Chk Pass	Chk Pass
High Limit						
Low Limit						

Sample Name: 460-111911-A-47-B Acquired: 4/14/2016 21:32:08 Type: Unk
Method: sw04052016(v10) Mode: CONC Corr. Factor: 1.000000
User: admin Custom ID1: Custom ID2: Custom ID3:
Comment:

Elem	Se196	Tl1908	V_2924	Zn2062	B_2089	Mo2020
Line	196.090 {472}	190.856 {477}	292.402 {115}	206.200 {463}	208.959 {461}	202.030 {467}
IS Ref	(Y_2243)	(Y_2243)	(Y_3600)	(Y_2243)	(Y_2243)	(Y_2243)
Units	ppb	ppb	ppb	ppb	ppb	ppb
Avg	**-2.038**	**.4584**	**-.0242**	**8.584**	**23.62**	**-.4433**
Stddev	3.147	2.866	.2770	.068	.78	.2117
%RSD	154.4	625.2	1143.	.7973	3.315	47.75
#1	1.595	-.7780	.2945	8.615	24.52	-.5891
#2	-3.870	3.735	-.1603	8.506	23.29	-.2005
#3	-3.840	-1.582	-.2068	8.632	23.06	-.5404
Check ?	Chk Pass	Chk Pass	Chk Pass	Chk Pass	Chk Pass	Chk Pass
High Limit						
Low Limit						

Elem	Sn1899	Sr4077	Ti3349	Si2881
Line	189.989 {477}	407.771 { 83}	334.941 {101}	288.158 {117}
IS Ref	(Y_2243)	(Y_3710)	(Y_3600)	(Y_2243)
Units	ppb	ppb	ppb	ppb
Avg	**.5753**	**84.90**	**.7306**	**3113.**
Stddev	.5120	1.39	.1180	16.
%RSD	88.99	1.639	16.15	.5180
#1	.8751	85.15	.6137	3126.
#2	-.0159	86.14	.8497	3119.
#3	.8667	83.40	.7283	3095.
Check ?	Chk Pass	Chk Pass	Chk Pass	Chk Pass
High Limit				
Low Limit				

Int. Std.	Y_2243	Y_3600	Y_3710
Line	224.306 {450}	360.073 { 94}	371.030 { 91}
Units	Cts/S	Cts/S	Cts/S
Avg	**2995.3**	**39730.**	**5382.5**
Stddev	42.1	437.	120.5
%RSD	1.4061	1.1000	2.2387
#1	2949.2	39487.	5289.0
#2	3005.2	39468.	5340.1
#3	3031.6	40234.	5518.5

Sample Name: 460-111978-E-1-A Acquired: 4/14/2016 21:36:09 Type: Unk
Method: sw04052016(v10) Mode: CONC Corr. Factor: 1.000000
User: admin Custom ID1: Custom ID2: Custom ID3:
Comment:

Elem	Al3961	As1890	Ag3280	Ba2335	Be3130	Ca3181
Line	396.152 { 85}	189.042 {478}	328.068 {103}	233.527 {445}	313.042 {108}	318.128 {106}
IS Ref	(Y_3710)	(Y_2243)	(Y_3600)	(Y_2243)	(Y_3710)	(Y_3600)
Units	ppb	ppb	ppb	ppb	ppb	ppb
Avg	**292.2**	**-.1196**	**.0424**	**69.54**	**.6845**	**8905.**
Stddev	9.2	2.613	.3809	.64	.0312	181.
%RSD	3.162	2184.	899.2	.9220	4.552	2.036
#1	302.8	2.534	.3891	70.20	.6969	9107.
#2	287.0	-.2031	-.3654	68.92	.7075	8849.
#3	286.7	-2.690	.1034	69.48	.6490	8758.
Check ?	Chk Pass	Chk Pass	Chk Pass	Chk Pass	Chk Pass	Chk Pass
High Limit						
Low Limit						

Elem	Cd2265	Co2286	Cr2677	Cu3247	Fe2714	K_7664
Line	226.502 {449}	228.616 {447}	267.716 {126}	324.754 {104}	271.441 {124}	766.490 { 44}
IS Ref	(Y_2243)	(Y_2243)	(Y_3600)	(Y_3600)	(Y_3600)	(Y_3710)
Units	ppb	ppb	ppb	ppb	ppb	ppb
Avg	**-.0053**	**16.97**	**.3755**	**1.221**	**10110.**	**1890.**
Stddev	.0887	.45	.0480	.080	159.	37.
%RSD	1673.	2.660	12.78	6.551	1.572	1.968
#1	-.0824	17.48	.3216	1.278	10300.	1927.
#2	.0916	16.82	.3914	1.255	10030.	1890.
#3	-.0251	16.61	.4136	1.129	10020.	1853.
Check ?	Chk Pass	Chk Pass	Chk Pass	Chk Pass	Chk Pass	Chk Pass
High Limit						
Low Limit						

Elem	Mg2790	Mn2576	Na5895	Ni2316	Pb2203	Sb2068
Line	279.079 {121}	257.610 {131}	589.592 { 57}	231.604 {446}	220.353 {453}	206.833 {463}
IS Ref	(Y_3600)	(Y_3600)	(Y_3710)	(Y_2243)	(Y_2243)	(Y_2243)
Units	ppb	ppb	ppb	ppb	ppb	ppb
Avg	**2611.**	**240.7**	**30770.**	**6.750**	**2.464**	**-.6012**
Stddev	38.	3.5	277.	.310	1.687	.5720
%RSD	1.438	1.439	.9003	4.594	68.47	95.16
#1	2652.	244.7	30520.	7.096	2.331	-1.096
#2	2602.	239.1	31070.	6.657	.8472	-.7330
#3	2578.	238.4	30710.	6.497	4.213	.0253
Check ?	Chk Pass	Chk Pass	Chk Pass	Chk Pass	Chk Pass	Chk Pass
High Limit						
Low Limit						

Sample Name: 460-111978-E-1-A Acquired: 4/14/2016 21:36:09 Type: Unk
Method: sw04052016(v10) Mode: CONC Corr. Factor: 1.000000
User: admin Custom ID1: Custom ID2: Custom ID3:
Comment:

Elem	Se196	Tl1908	V_2924	Zn2062	B_2089	Mo2020
Line	196.090 {472}	190.856 {477}	292.402 {115}	206.200 {463}	208.959 {461}	202.030 {467}
IS Ref	(Y_2243)	(Y_2243)	(Y_3600)	(Y_2243)	(Y_2243)	(Y_2243)
Units	ppb	ppb	ppb	ppb	ppb	ppb
Avg	**1.312**	**.1315**	**-.9675**	**35.69**	**39.62**	**-.8441**
Stddev	.829	.2672	.1369	.65	.56	.1044
%RSD	63.17	203.2	14.15	1.820	1.422	12.37
#1	2.085	-.1225	-.8348	36.44	40.06	-.9421
#2	.4367	.1068	-.9595	35.36	38.99	-.7343
#3	1.415	.4103	-1.108	35.27	39.81	-.8560
Check ?	Chk Pass	Chk Pass	Chk Pass	Chk Pass	Chk Pass	Chk Pass
High Limit						
Low Limit						

Elem	Sn1899	Sr4077	Ti3349	Si2881
Line	189.989 {477}	407.771 { 83}	334.941 {101}	288.158 {117}
IS Ref	(Y_2243)	(Y_3710)	(Y_3600)	(Y_2243)
Units	ppb	ppb	ppb	ppb
Avg	**.4783**	**65.77**	**.2685**	**2354.**
Stddev	.9534	.15	.1166	31.
%RSD	199.3	.2321	43.42	1.312
#1	1.380	65.91	.3985	2342.
#2	-.5198	65.78	.2339	2331.
#3	.5752	65.61	.1732	2389.
Check ?	Chk Pass	Chk Pass	Chk Pass	Chk Pass
High Limit				
Low Limit				

Int. Std.	Y_2243	Y_3600	Y_3710
Line	224.306 {450}	360.073 { 94}	371.030 { 91}
Units	Cts/S	Cts/S	Cts/S
Avg	**3059.7**	**40522.**	**5402.1**
Stddev	33.6	760.	149.0
%RSD	1.0990	1.8743	2.7576
#1	3021.8	39706.	5326.8
#2	3085.8	40654.	5305.8
#3	3071.5	41207.	5573.7

Sample Name: 480-98045-C-1-B Acquired: 4/14/2016 21:44:06 Type: Unk
Method: sw04052016(v10) Mode: CONC Corr. Factor: 1.000000
User: admin Custom ID1: Custom ID2: Custom ID3:
Comment:

Elem	Al3961	As1890	Ag3280	Ba2335	Be3130	Ca3181
Line	396.152 { 85}	189.042 {478}	328.068 {103}	233.527 {445}	313.042 {108}	318.128 {106}
IS Ref	(Y_3710)	(Y_2243)	(Y_3600)	(Y_2243)	(Y_3710)	(Y_3600)
Units	ppb	ppb	ppb	ppb	ppb	ppb
Avg	**76.34**	**.3053**	**-.4282**	**25.71**	**-.0112**	**35430.**
Stddev	8.00	.6347	.2988	.23	.0372	44.
%RSD	10.49	207.9	69.77	.8837	331.8	.1229
#1	85.25	1.027	-.1441	25.76	.0181	35450.
#2	69.76	-.1649	-.4008	25.92	.0013	35460.
#3	74.00	.0535	-.7398	25.47	-.0531	35380.
Check ?	Chk Pass	Chk Pass	Chk Pass	Chk Pass	Chk Pass	Chk Pass
High Limit						
Low Limit						

Elem	Cd2265	Co2286	Cr2677	Cu3247	Fe2714	K_7664
Line	226.502 {449}	228.616 {447}	267.716 {126}	324.754 {104}	271.441 {124}	766.490 { 44}
IS Ref	(Y_2243)	(Y_2243)	(Y_3600)	(Y_3600)	(Y_3600)	(Y_3710)
Units	ppb	ppb	ppb	ppb	ppb	ppb
Avg	**-.0413**	**-.2253**	**.5941**	**2.272**	**83.75**	**1760.**
Stddev	.1036	.0342	.3549	.223	9.90	24.
%RSD	251.1	15.16	59.74	9.821	11.82	1.346
#1	.0016	-.1871	.2855	2.024	83.55	1777.
#2	.0341	-.2362	.9820	2.334	93.74	1733.
#3	-.1595	-.2527	.5150	2.457	73.95	1769.
Check ?	Chk Pass	Chk Pass	Chk Pass	Chk Pass	Chk Pass	Chk Pass
High Limit						
Low Limit						

Elem	Mg2790	Mn2576	Na5895	Ni2316	Pb2203	Sb2068
Line	279.079 {121}	257.610 {131}	589.592 { 57}	231.604 {446}	220.353 {453}	206.833 {463}
IS Ref	(Y_3600)	(Y_3600)	(Y_3710)	(Y_2243)	(Y_2243)	(Y_2243)
Units	ppb	ppb	ppb	ppb	ppb	ppb
Avg	**9605.**	**21.62**	**63260.**	**.9847**	**-.0945**	**.0522**
Stddev	41.	.11	687.	.0660	.0735	1.840
%RSD	.4222	.5248	1.085	6.702	77.85	3521.
#1	9568.	21.49	63390.	.9539	-.0529	-1.978
#2	9648.	21.71	63870.	1.061	-.0511	1.608
#3	9599.	21.66	62510.	.9398	-.1794	.5268
Check ?	Chk Pass	Chk Pass	Chk Pass	Chk Pass	Chk Pass	Chk Pass
High Limit						
Low Limit						

Sample Name: 480-98045-C-1-B Acquired: 4/14/2016 21:44:06 Type: Unk
Method: sw04052016(v10) Mode: CONC Corr. Factor: 1.000000
User: admin Custom ID1: Custom ID2: Custom ID3:
Comment:

Elem	Se196	Tl1908	V_2924	Zn2062	B_2089	Mo2020
Line	196.090 {472}	190.856 {477}	292.402 {115}	206.200 {463}	208.959 {461}	202.030 {467}
IS Ref	(Y_2243)	(Y_2243)	(Y_3600)	(Y_2243)	(Y_2243)	(Y_2243)
Units	ppb	ppb	ppb	ppb	ppb	ppb
Avg	**.7329**	**.3201**	**.4872**	**4.910**	**48.98**	**-.5032**
Stddev	1.322	1.512	.2416	.168	.56	.0967
%RSD	180.4	472.5	49.59	3.413	1.149	19.23
#1	-.7869	1.146	.6933	4.954	49.03	-.6120
#2	1.368	-1.425	.2213	4.724	49.51	-.4271
#3	1.618	1.240	.5469	5.050	48.39	-.4704
Check ?	Chk Pass	Chk Pass	Chk Pass	Chk Pass	Chk Pass	Chk Pass
High Limit						
Low Limit						

Elem	Sn1899	Sr4077	Ti3349	Si2881
Line	189.989 {477}	407.771 { 83}	334.941 {101}	288.158 {117}
IS Ref	(Y_2243)	(Y_3710)	(Y_3600)	(Y_2243)
Units	ppb	ppb	ppb	ppb
Avg	**.7619**	**94.54**	**1.952**	**992.4**
Stddev	.5558	.37	.681	34.2
%RSD	72.94	.3886	34.87	3.445
#1	1.262	94.20	1.865	982.1
#2	.1636	94.49	1.319	964.5
#3	.8601	94.93	2.672	1030.
Check ?	Chk Pass	Chk Pass	Chk Pass	Chk Pass
High Limit				
Low Limit				

Int. Std.	Y_2243	Y_3600	Y_3710
Line	224.306 {450}	360.073 { 94}	371.030 { 91}
Units	Cts/S	Cts/S	Cts/S
Avg	**2980.7**	**39735.**	**5342.2**
Stddev	11.0	288.	103.3
%RSD	.37046	.72515	1.9337
#1	2968.2	39409.	5294.9
#2	2984.9	39842.	5270.9
#3	2989.0	39954.	5460.6

Sample Name: 480-98045-C-2-B Acquired: 4/14/2016 21:48:08 Type: Unk
Method: sw04052016(v10) Mode: CONC Corr. Factor: 1.000000
User: admin Custom ID1: Custom ID2: Custom ID3:
Comment:

Elem	Al3961	As1890	Ag3280	Ba2335	Be3130	Ca3181
Line	396.152 { 85}	189.042 {478}	328.068 {103}	233.527 {445}	313.042 {108}	318.128 {106}
IS Ref	(Y_3710)	(Y_2243)	(Y_3600)	(Y_2243)	(Y_3710)	(Y_3600)
Units	ppb	ppb	ppb	ppb	ppb	ppb
Avg	**123.7**	**3.504**	**.0651**	**143.5**	**-.0037**	**66400.**
Stddev	9.0	1.546	.3228	.2	.0596	311.
%RSD	7.238	44.13	496.2	.1638	1625.	.4679
#1	129.2	2.427	.1623	143.4	-.0448	66070.
#2	113.4	2.808	.3281	143.8	.0647	66430.
#3	128.6	5.275	-.2952	143.4	-.0309	66690.
Check ?	Chk Pass	Chk Pass	Chk Pass	Chk Pass	Chk Pass	Chk Pass
High Limit						
Low Limit						

Elem	Cd2265	Co2286	Cr2677	Cu3247	Fe2714	K_7664
Line	226.502 {449}	228.616 {447}	267.716 {126}	324.754 {104}	271.441 {124}	766.490 { 44}
IS Ref	(Y_2243)	(Y_2243)	(Y_3600)	(Y_3600)	(Y_3600)	(Y_3710)
Units	ppb	ppb	ppb	ppb	ppb	ppb
Avg	**-.2195**	**.3000**	**2.661**	**20.56**	**16210.**	**5783.**
Stddev	.0498	.1797	.217	.36	139.	37.
%RSD	22.71	59.88	8.145	1.732	.8539	.6370
#1	-.1620	.4929	2.817	20.82	16060.	5741.
#2	-.2475	.1374	2.752	20.70	16280.	5810.
#3	-.2490	.2698	2.413	20.16	16310.	5799.
Check ?	Chk Pass	Chk Pass	Chk Pass	Chk Pass	Chk Pass	Chk Pass
High Limit						
Low Limit						

Elem	Mg2790	Mn2576	Na5895	Ni2316	Pb2203	Sb2068
Line	279.079 {121}	257.610 {131}	589.592 { 57}	231.604 {446}	220.353 {453}	206.833 {463}
IS Ref	(Y_3600)	(Y_3600)	(Y_3710)	(Y_2243)	(Y_2243)	(Y_2243)
Units	ppb	ppb	ppb	ppb	ppb	ppb
Avg	**14640.**	**5107.**	**74810.**	**17.41**	**5.165**	**-1.734**
Stddev	49.	15.	340.	.25	.841	1.600
%RSD	.3378	.2965	.4546	1.453	16.29	92.29
#1	14580.	5090.	75140.	17.66	4.233	-3.479
#2	14650.	5111.	74460.	17.42	5.869	-1.385
#3	14680.	5120.	74820.	17.15	5.392	-.3366
Check ?	Chk Pass	Chk Pass	Chk Pass	Chk Pass	Chk Pass	Chk Pass
High Limit						
Low Limit						

Sample Name: 480-98045-C-2-B Acquired: 4/14/2016 21:48:08 Type: Unk
Method: sw04052016(v10) Mode: CONC Corr. Factor: 1.000000
User: admin Custom ID1: Custom ID2: Custom ID3:
Comment:

Elem	Se196	Tl1908	V_2924	Zn2062	B_2089	Mo2020
Line	196.090 {472}	190.856 {477}	292.402 {115}	206.200 {463}	208.959 {461}	202.030 {467}
IS Ref	(Y_2243)	(Y_2243)	(Y_3600)	(Y_2243)	(Y_2243)	(Y_2243)
Units	ppb	ppb	ppb	ppb	ppb	ppb
Avg	**4.252**	**2.227**	**-1.486**	**127.2**	**103.4**	**2.510**
Stddev	1.807	1.679	.353	.7	.7	.241
%RSD	42.50	75.41	23.76	.5826	.6474	9.608
#1	2.414	2.666	-1.153	126.5	102.9	2.740
#2	4.316	.3714	-1.856	127.2	103.1	2.532
#3	6.026	3.642	-1.449	128.0	104.2	2.259
Check ?	Chk Pass	Chk Pass	Chk Pass	Chk Pass	Chk Pass	Chk Pass
High Limit						
Low Limit						

Elem	Sn1899	Sr4077	Ti3349	Si2881
Line	189.989 {477}	407.771 { 83}	334.941 {101}	288.158 {117}
IS Ref	(Y_2243)	(Y_3710)	(Y_3600)	(Y_2243)
Units	ppb	ppb	ppb	ppb
Avg	**-.0748**	**210.9**	**1.670**	**13230.**
Stddev	.5166	.6	.167	183.
%RSD	690.3	.2746	9.997	1.385
#1	-.4972	211.5	1.652	13020.
#2	-.2286	210.9	1.512	13360.
#3	.5012	210.3	1.845	13300.
Check ?	Chk Pass	Chk Pass	Chk Pass	Chk Pass
High Limit				
Low Limit				

Int. Std.	Y_2243	Y_3600	Y_3710
Line	224.306 {450}	360.073 { 94}	371.030 { 91}
Units	Cts/S	Cts/S	Cts/S
Avg	**2952.0**	**39325.**	**5342.4**
Stddev	5.2	89.	57.5
%RSD	.17478	.22729	1.0766
#1	2957.9	39318.	5277.7
#2	2949.8	39417.	5388.0
#3	2948.3	39238.	5361.4

Sample Name: 480-98045-C-3-B Acquired: 4/14/2016 21:52:05 Type: Unk
Method: sw04052016(v10) Mode: CONC Corr. Factor: 1.000000
User: admin Custom ID1: Custom ID2: Custom ID3:
Comment:

Elem	Al3961	As1890	Ag3280	Ba2335	Be3130	Ca3181
Line	396.152 { 85}	189.042 {478}	328.068 {103}	233.527 {445}	313.042 {108}	318.128 {106}
IS Ref	(Y_3710)	(Y_2243)	(Y_3600)	(Y_2243)	(Y_3710)	(Y_3600)
Units	ppb	ppb	ppb	ppb	ppb	ppb
Avg	**772.5**	**3.127**	**.2975**	**126.6**	**.0462**	**81630.**
Stddev	8.4	.956	.8416	.4	.0460	244.
%RSD	1.092	30.58	282.9	.3402	99.62	.2983
#1	767.9	3.582	.6589	127.1	.0805	81610.
#2	767.3	2.028	-.6645	126.5	.0642	81890.
#3	782.2	3.770	.8981	126.3	-.0061	81400.
Check ?	Chk Pass	Chk Pass	Chk Pass	Chk Pass	Chk Pass	Chk Pass
High Limit						
Low Limit						

Elem	Cd2265	Co2286	Cr2677	Cu3247	Fe2714	K_7664
Line	226.502 {449}	228.616 {447}	267.716 {126}	324.754 {104}	271.441 {124}	766.490 { 44}
IS Ref	(Y_2243)	(Y_2243)	(Y_3600)	(Y_3600)	(Y_3600)	(Y_3710)
Units	ppb	ppb	ppb	ppb	ppb	ppb
Avg	**-.2451**	**1.257**	**3.214**	**6.977**	**16180.**	**4224.**
Stddev	.0743	.098	.431	.054	30.	7.
%RSD	30.31	7.816	13.42	.7777	.1860	.1554
#1	-.2631	1.345	3.654	7.014	16170.	4217.
#2	-.3088	1.151	3.196	7.001	16210.	4228.
#3	-.1635	1.275	2.793	6.914	16150.	4229.
Check ?	Chk Pass	Chk Pass	Chk Pass	Chk Pass	Chk Pass	Chk Pass
High Limit						
Low Limit						

Elem	Mg2790	Mn2576	Na5895	Ni2316	Pb2203	Sb2068
Line	279.079 {121}	257.610 {131}	589.592 { 57}	231.604 {446}	220.353 {453}	206.833 {463}
IS Ref	(Y_3600)	(Y_3600)	(Y_3710)	(Y_2243)	(Y_2243)	(Y_2243)
Units	ppb	ppb	ppb	ppb	ppb	ppb
Avg	**16170.**	**4650.**	**58950.**	**4.140**	**13.51**	**-1.128**
Stddev	17.	11.	745.	.522	1.15	1.257
%RSD	.1076	.2378	1.264	12.61	8.544	111.4
#1	16160.	4650.	59460.	3.555	14.59	-.6981
#2	16190.	4661.	59300.	4.559	12.29	-.1422
#3	16150.	4638.	58100.	4.306	13.65	-2.543
Check ?	Chk Pass	Chk Pass	Chk Pass	Chk Pass	Chk Pass	Chk Pass
High Limit						
Low Limit						

Sample Name: 480-98045-C-3-B Acquired: 4/14/2016 21:52:05 Type: Unk
Method: sw04052016(v10) Mode: CONC Corr. Factor: 1.000000
User: admin Custom ID1: Custom ID2: Custom ID3:
Comment:

Elem	Se196	Tl1908	V_2924	Zn2062	B_2089	Mo2020
Line	196.090 {472}	190.856 {477}	292.402 {115}	206.200 {463}	208.959 {461}	202.030 {467}
IS Ref	(Y_2243)	(Y_2243)	(Y_3600)	(Y_2243)	(Y_2243)	(Y_2243)
Units	ppb	ppb	ppb	ppb	ppb	ppb
Avg	**1.828**	**1.983**	**.9615**	**17.31**	**48.42**	**-.1084**
Stddev	1.500	.823	.4721	.13	.57	.2153
%RSD	82.08	41.50	49.10	.7541	1.169	198.6
#1	1.485	1.033	1.357	17.18	47.93	-.3570
#2	3.470	2.429	.4390	17.31	48.29	.0173
#3	.5290	2.487	1.088	17.45	49.04	.0144
Check ?	Chk Pass	Chk Pass	Chk Pass	Chk Pass	Chk Pass	Chk Pass
High Limit						
Low Limit						

Elem	Sn1899	Sr4077	Ti3349	Si2881
Line	189.989 {477}	407.771 { 83}	334.941 {101}	288.158 {117}
IS Ref	(Y_2243)	(Y_3710)	(Y_3600)	(Y_2243)
Units	ppb	ppb	ppb	ppb
Avg	**.3394**	**216.1**	**23.85**	**17360.**
Stddev	.3258	1.2	.09	159.
%RSD	95.97	.5459	.3718	.9165
#1	-.0367	217.1	23.95	17190.
#2	.5287	216.4	23.80	17390.
#3	.5263	214.8	23.80	17510.
Check ?	Chk Pass	Chk Pass	Chk Pass	Chk Pass
High Limit				
Low Limit				

Int. Std.	Y_2243	Y_3600	Y_3710
Line	224.306 {450}	360.073 { 94}	371.030 { 91}
Units	Cts/S	Cts/S	Cts/S
Avg	**2957.8**	**39447.**	**5362.3**
Stddev	5.7	331.	77.2
%RSD	.19369	.83841	1.4403
#1	2957.9	39350.	5289.7
#2	2952.1	39175.	5353.8
#3	2963.5	39815.	5443.5

Sample Name: 480-98045-C-4-B Acquired: 4/14/2016 21:56:01 Type: Unk
Method: sw04052016(v10) Mode: CONC Corr. Factor: 1.000000
User: admin Custom ID1: Custom ID2: Custom ID3:
Comment:

Elem	Al3961	As1890	Ag3280	Ba2335	Be3130	Ca3181
Line	396.152 { 85}	189.042 {478}	328.068 {103}	233.527 {445}	313.042 {108}	318.128 {106}
IS Ref	(Y_3710)	(Y_2243)	(Y_3600)	(Y_2243)	(Y_3710)	(Y_3600)
Units	ppb	ppb	ppb	ppb	ppb	ppb
Avg	**602.3**	**2.078**	**.3036**	**131.4**	**.0542**	**71600.**
Stddev	7.3	1.723	.1918	.3	.0649	284.
%RSD	1.211	82.95	63.18	.2506	119.7	.3969
#1	594.2	2.108	.1674	131.7	.0075	71270.
#2	604.2	3.786	.2204	131.6	.1284	71780.
#3	608.4	.3393	.5229	131.1	.0269	71750.
Check ?	Chk Pass	Chk Pass	Chk Pass	Chk Pass	Chk Pass	Chk Pass
High Limit						
Low Limit						

Elem	Cd2265	Co2286	Cr2677	Cu3247	Fe2714	K_7664
Line	226.502 {449}	228.616 {447}	267.716 {126}	324.754 {104}	271.441 {124}	766.490 { 44}
IS Ref	(Y_2243)	(Y_2243)	(Y_3600)	(Y_3600)	(Y_3600)	(Y_3710)
Units	ppb	ppb	ppb	ppb	ppb	ppb
Avg	**-.1947**	**.8163**	**2.960**	**6.934**	**19930.**	**3925.**
Stddev	.1032	.0820	.650	.130	154.	14.
%RSD	53.04	10.05	21.95	1.880	.7744	.3498
#1	-.0896	.7899	2.337	7.054	19760.	3910.
#2	-.2960	.9083	2.910	6.952	19980.	3938.
#3	-.1983	.7508	3.633	6.795	20060.	3927.
Check ?	Chk Pass	Chk Pass	Chk Pass	Chk Pass	Chk Pass	Chk Pass
High Limit						
Low Limit						

Elem	Mg2790	Mn2576	Na5895	Ni2316	Pb2203	Sb2068
Line	279.079 {121}	257.610 {131}	589.592 { 57}	231.604 {446}	220.353 {453}	206.833 {463}
IS Ref	(Y_3600)	(Y_3600)	(Y_3710)	(Y_2243)	(Y_2243)	(Y_2243)
Units	ppb	ppb	ppb	ppb	ppb	ppb
Avg	**14630.**	**4988.**	**56700.**	**3.598**	**13.42**	**.9573**
Stddev	50.	13.	467.	.222	1.65	.5059
%RSD	.3410	.2557	.8232	6.179	12.31	52.85
#1	14580.	4974.	56170.	3.696	11.55	.6575
#2	14640.	4996.	56870.	3.344	14.03	1.541
#3	14680.	4996.	57050.	3.754	14.68	.6730
Check ?	Chk Pass	Chk Pass	Chk Pass	Chk Pass	Chk Pass	Chk Pass
High Limit						
Low Limit						

Sample Name: 480-98045-C-4-B Acquired: 4/14/2016 21:56:01 Type: Unk
Method: sw04052016(v10) Mode: CONC Corr. Factor: 1.000000
User: admin Custom ID1: Custom ID2: Custom ID3:
Comment:

Elem	Se196	Tl1908	V_2924	Zn2062	B_2089	Mo2020
Line	196.090 {472}	190.856 {477}	292.402 {115}	206.200 {463}	208.959 {461}	202.030 {467}
IS Ref	(Y_2243)	(Y_2243)	(Y_3600)	(Y_2243)	(Y_2243)	(Y_2243)
Units	ppb	ppb	ppb	ppb	ppb	ppb
Avg	**2.537**	**1.707**	**-.3164**	**13.86**	**62.23**	**.1211**
Stddev	.832	.262	.3611	.18	.41	.1734
%RSD	32.79	15.34	114.1	1.316	.6578	143.2
#1	1.577	1.986	-.2545	13.69	61.79	.1647
#2	3.051	1.669	-.7045	13.83	62.59	.2686
#3	2.983	1.467	.0097	14.05	62.32	-.0699
Check ?	Chk Pass	Chk Pass	Chk Pass	Chk Pass	Chk Pass	Chk Pass
High Limit						
Low Limit						

Elem	Sn1899	Sr4077	Ti3349	Si2881
Line	189.989 {477}	407.771 { 83}	334.941 {101}	288.158 {117}
IS Ref	(Y_2243)	(Y_3710)	(Y_3600)	(Y_2243)
Units	ppb	ppb	ppb	ppb
Avg	**.7431**	**196.4**	**19.02**	**15590.**
Stddev	.6433	1.1	.17	84.
%RSD	86.57	.5817	.9145	.5417
#1	.0994	195.1	18.85	15680.
#2	1.386	196.8	19.01	15520.
#3	.7439	197.3	19.20	15560.
Check ?	Chk Pass	Chk Pass	Chk Pass	Chk Pass
High Limit				
Low Limit				

Int. Std.	Y_2243	Y_3600	Y_3710
Line	224.306 {450}	360.073 { 94}	371.030 { 91}
Units	Cts/S	Cts/S	Cts/S
Avg	**3003.6**	**40114.**	**5441.4**
Stddev	11.0	113.	30.1
%RSD	.36458	.28262	.55236
#1	2991.0	40110.	5471.7
#2	3008.9	40003.	5411.6
#3	3010.9	40229.	5441.0

Sample Name: 460-111945-A-23-A Acquired: 4/14/2016 22:04:02 Type: Unk
Method: sw04052016(v10) Mode: CONC Corr. Factor: 1.000000
User: admin Custom ID1: Custom ID2: Custom ID3:
Comment:

Elem	Al3961	As1890	Ag3280	Ba2335	Be3130	Ca3181
Line	396.152 { 85}	189.042 {478}	328.068 {103}	233.527 {445}	313.042 {108}	318.128 {106}
IS Ref	(Y_3710)	(Y_2243)	(Y_3600)	(Y_2243)	(Y_3710)	(Y_3600)
Units	ppb	ppb	ppb	ppb	ppb	ppb
Avg	**-5.224**	**-1.028**	**.1138**	**-.0610**	**.0089**	**5.500**
Stddev	8.522	1.009	.4101	.1042	.0934	4.939
%RSD	163.1	98.22	360.4	170.8	1048.	89.80
#1	2.177	-1.229	.4241	-.0242	.1099	4.906
#2	-14.54	.0672	.2683	.0198	-.0088	.8845
#3	-3.309	-1.921	-.3511	-.1786	-.0743	10.71
Check ?	Chk Pass	Chk Pass	Chk Pass	Chk Pass	Chk Pass	Chk Pass
High Limit						
Low Limit						

Elem	Cd2265	Co2286	Cr2677	Cu3247	Fe2714	K_7664
Line	226.502 {449}	228.616 {447}	267.716 {126}	324.754 {104}	271.441 {124}	766.490 { 44}
IS Ref	(Y_2243)	(Y_2243)	(Y_3600)	(Y_3600)	(Y_3600)	(Y_3710)
Units	ppb	ppb	ppb	ppb	ppb	ppb
Avg	**-.0049**	**-.1893**	**-.0182**	**-.0875**	**.9595**	**-.2920**
Stddev	.0168	.2723	.4896	.1000	2.651	20.23
%RSD	346.3	143.8	2695.	114.2	276.3	6929.
#1	-.0186	-.3965	-.5575	.0227	1.105	-9.949
#2	-.0100	-.2905	.3981	-.1723	-1.761	22.96
#3	.0139	.1190	.1049	-.1131	3.535	-13.88
Check ?	Chk Pass	Chk Pass	Chk Pass	Chk Pass	Chk Pass	Chk Pass
High Limit						
Low Limit						

Elem	Mg2790	Mn2576	Na5895	Ni2316	Pb2203	Sb2068
Line	279.079 {121}	257.610 {131}	589.592 { 57}	231.604 {446}	220.353 {453}	206.833 {463}
IS Ref	(Y_3600)	(Y_3600)	(Y_3710)	(Y_2243)	(Y_2243)	(Y_2243)
Units	ppb	ppb	ppb	ppb	ppb	ppb
Avg	**-6.050**	**.1525**	**12.51**	**.7710**	**-.6619**	**-.7889**
Stddev	2.973	.0483	4.12	.1129	1.636	.8100
%RSD	49.14	31.66	32.97	14.65	247.1	102.7
#1	-6.448	.1066	17.08	.8987	.5608	-1.346
#2	-2.898	.2029	9.073	.6841	-.0265	.1403
#3	-8.804	.1480	11.37	.7303	-2.520	-1.161
Check ?	Chk Pass	Chk Pass	Chk Pass	Chk Pass	Chk Pass	Chk Pass
High Limit						
Low Limit						

Sample Name: 460-111945-A-23-A Acquired: 4/14/2016 22:04:02 Type: Unk
Method: sw04052016(v10) Mode: CONC Corr. Factor: 1.000000
User: admin Custom ID1: Custom ID2: Custom ID3:
Comment:

Elem	Se196	Tl1908	V_2924	Zn2062	B_2089	Mo2020
Line	196.090 {472}	190.856 {477}	292.402 {115}	206.200 {463}	208.959 {461}	202.030 {467}
IS Ref	(Y_2243)	(Y_2243)	(Y_3600)	(Y_2243)	(Y_2243)	(Y_2243)
Units	ppb	ppb	ppb	ppb	ppb	ppb
Avg	**-.3457**	**-1.231**	**-.1838**	**.9356**	**8.181**	**-.6642**
Stddev	2.010	.224	.3528	.2517	.584	.0745
%RSD	581.6	18.21	192.0	26.90	7.141	11.21
#1	-1.170	-1.277	-.3007	1.183	7.669	-.7496
#2	1.946	-.9871	-.4632	.6797	8.056	-.6128
#3	-1.813	-1.428	.2126	.9442	8.818	-.6302
Check ?	Chk Pass	Chk Pass	Chk Pass	Chk Pass	Chk Pass	Chk Pass
High Limit						
Low Limit						

Elem	Sn1899	Sr4077	Ti3349	Si2881
Line	189.989 {477}	407.771 { 83}	334.941 {101}	288.158 {117}
IS Ref	(Y_2243)	(Y_3710)	(Y_3600)	(Y_2243)
Units	ppb	ppb	ppb	ppb
Avg	**.0398**	**.0061**	**-.5365**	**84.12**
Stddev	.5924	.0218	.0754	13.75
%RSD	1487.	357.7	14.06	16.34
#1	.5962	-.0166	-.5321	85.78
#2	.1064	.0269	-.4634	69.61
#3	-.5830	.0080	-.6141	96.96
Check ?	Chk Pass	Chk Pass	Chk Pass	Chk Pass
High Limit				
Low Limit				

Int. Std.	Y_2243	Y_3600	Y_3710
Line	224.306 {450}	360.073 { 94}	371.030 { 91}
Units	Cts/S	Cts/S	Cts/S
Avg	**3137.3**	**41741.**	**5489.9**
Stddev	4.6	216.	52.2
%RSD	.14636	.51712	.95140
#1	3139.3	41588.	5438.6
#2	3140.5	41988.	5488.0
#3	3132.0	41647.	5543.0

Sample Name: CCB Acquired: 4/14/2016 22:11:52 Type: QC
Method: sw04052016(v10) Mode: CONC Corr. Factor: 1.000000
User: admin Custom ID1: Custom ID2: Custom ID3:
Comment:

Elem	Al3961	As1890	Ag3280	Ba2335	Be3130	Ca3181
Line	396.152 { 85}	189.042 {478}	328.068 {103}	233.527 {445}	313.042 {108}	318.128 {106}
IS Ref	(Y_3710)	(Y_2243)	(Y_3600)	(Y_2243)	(Y_3710)	(Y_3600)
Units	ppb	ppb	ppb	ppb	ppb	ppb
Avg	**-.5205**	**-.7976**	**.0229**	**.0642**	**.1305**	**3.770**
Stddev	5.306	.5103	.3276	.2040	.1265	7.399
%RSD	1019.	63.97	1431.	317.7	96.93	196.2
#1	-2.531	-.9745	.2815	.1602	.2512	5.668
#2	-4.528	-1.196	-.3455	.2025	-.0012	10.04
#3	5.497	-.2224	.1327	-.1701	.1416	-4.392
Check ?	Chk Pass	Chk Pass	Chk Pass	Chk Pass	Chk Pass	Chk Pass
High Limit						
Low Limit						

Elem	Cd2265	Co2286	Cr2677	Cu3247	Fe2714	K_7664
Line	226.502 {449}	228.616 {447}	267.716 {126}	324.754 {104}	271.441 {124}	766.490 { 44}
IS Ref	(Y_2243)	(Y_2243)	(Y_3600)	(Y_3600)	(Y_3600)	(Y_3710)
Units	ppb	ppb	ppb	ppb	ppb	ppb
Avg	**.0972**	**.0981**	**.3898**	**.1570**	**1.225**	**7.107**
Stddev	.0607	.0639	.1677	.1377	8.049	19.02
%RSD	62.44	65.11	43.03	87.69	656.8	267.7
#1	.0343	.0255	.2325	.1567	-2.407	-13.45
#2	.1553	.1456	.3705	.2949	10.45	10.68
#3	.1019	.1233	.5663	.0195	-4.367	24.09
Check ?	Chk Pass	Chk Pass	Chk Pass	Chk Pass	Chk Pass	Chk Pass
High Limit						
Low Limit						

Elem	Mg2790	Mn2576	Na5895	Ni2316	Pb2203	Sb2068
Line	279.079 {121}	257.610 {131}	589.592 { 57}	231.604 {446}	220.353 {453}	206.833 {463}
IS Ref	(Y_3600)	(Y_3600)	(Y_3710)	(Y_2243)	(Y_2243)	(Y_2243)
Units	ppb	ppb	ppb	ppb	ppb	ppb
Avg	**-.4728**	**.1586**	**-2.217**	**.2342**	**-.1326**	**.7286**
Stddev	1.323	.0572	2.104	.3613	.1566	.7547
%RSD	279.8	36.09	94.90	154.3	118.2	103.6
#1	.8776	.2016	-.3404	.6304	-.2958	1.567
#2	-1.767	.1805	-4.491	-.0770	-.1185	.1038
#3	-.5291	.0936	-1.819	.1491	.0165	.5149
Check ?	Chk Pass	Chk Pass	Chk Pass	Chk Pass	Chk Pass	Chk Pass
High Limit						
Low Limit						

Sample Name: CCB Acquired: 4/14/2016 22:11:52 Type: QC
Method: sw04052016(v10) Mode: CONC Corr. Factor: 1.000000
User: admin Custom ID1: Custom ID2: Custom ID3:
Comment:

Elem	Se196	Tl1908	V_2924	Zn2062	B_2089	Mo2020
Line	196.090 {472}	190.856 {477}	292.402 {115}	206.200 {463}	208.959 {461}	202.030 {467}
IS Ref	(Y_2243)	(Y_2243)	(Y_3600)	(Y_2243)	(Y_2243)	(Y_2243)
Units	ppb	ppb	ppb	ppb	ppb	ppb
Avg	**-1.630**	**.1817**	**-.0006**	**-.0009**	**-.8862**	**.3875**
Stddev	3.522	1.305	.1271	.1657	.3027	.5143
%RSD	216.1	718.1	21470.	17760.	34.15	132.7
#1	2.220	-.6496	.1125	.1324	-.5368	.9754
#2	-2.421	-.4909	.0238	-.1865	-1.067	.1657
#3	-4.688	1.686	-.1381	.0512	-1.054	.0213
Check ?	Chk Pass	Chk Pass	Chk Pass	Chk Pass	Chk Pass	Chk Pass
High Limit						
Low Limit						

Elem	Sn1899	Sr4077	Ti3349	Si2881
Line	189.989 {477}	407.771 { 83}	334.941 {101}	288.158 {117}
IS Ref	(Y_2243)	(Y_3710)	(Y_3600)	(Y_2243)
Units	ppb	ppb	ppb	ppb
Avg	**1.004**	**.1437**	**.2743**	**-11.09**
Stddev	.691	.1033	.0568	7.01
%RSD	68.76	71.92	20.72	63.21
#1	1.262	.1909	.2651	-17.09
#2	.2220	.2149	.3352	-3.385
#3	1.529	.0252	.2227	-12.79
Check ?	Chk Pass	Chk Pass	Chk Pass	None
High Limit				
Low Limit				

Int. Std.	Y_2243	Y_3600	Y_3710
Line	224.306 {450}	360.073 { 94}	371.030 { 91}
Units	Cts/S	Cts/S	Cts/S
Avg	**3094.7**	**41305.**	**5433.4**
Stddev	12.0	139.	39.2
%RSD	.38638	.33636	.72216
#1	3081.2	41195.	5470.8
#2	3099.1	41461.	5436.9
#3	3103.8	41259.	5392.5

Sample Name: CCVL Acquired: 4/14/2016 22:15:56 Type: QC
Method: sw04052016(v10) Mode: CONC Corr. Factor: 1.000000
User: admin Custom ID1: Custom ID2: Custom ID3:
Comment:

Elem	Al3961	As1890	Ag3280	Ba2335	Be3130	Ca3181
Line	396.152 { 85}	189.042 {478}	328.068 {103}	233.527 {445}	313.042 {108}	318.128 {106}
IS Ref	(Y_3710)	(Y_2243)	(Y_3600)	(Y_2243)	(Y_3710)	(Y_3600)
Units	ppb	ppb	ppb	ppb	ppb	ppb
Avg	**208.7**	**13.62**	**9.768**	**205.8**	**1.929**	**5013.**
Stddev	11.5	1.36	.275	.6	.070	13.
%RSD	5.486	9.982	2.812	.2961	3.642	.2515
#1	214.6	15.19	9.680	206.4	1.949	5018.
#2	195.5	12.76	10.08	205.2	1.986	5022.
#3	216.0	12.92	9.548	205.7	1.850	4999.
Check ?	Chk Pass	Chk Pass	Chk Pass	Chk Pass	Chk Pass	Chk Pass
Value						
Range						

Elem	Cd2265	Co2286	Cr2677	Cu3247	Fe2714	K_7664
Line	226.502 {449}	228.616 {447}	267.716 {126}	324.754 {104}	271.441 {124}	766.490 { 44}
IS Ref	(Y_2243)	(Y_2243)	(Y_3600)	(Y_3600)	(Y_3600)	(Y_3710)
Units	ppb	ppb	ppb	ppb	ppb	ppb
Avg	**4.197**	**52.43**	**10.46**	**24.42**	**157.9**	**4717.**
Stddev	.015	.16	.37	.32	10.5	8.
%RSD	.3604	.3131	3.583	1.317	6.639	.1638
#1	4.209	52.58	10.09	24.07	149.4	4711.
#2	4.180	52.25	10.45	24.51	169.6	4726.
#3	4.201	52.46	10.84	24.69	154.8	4714.
Check ?	Chk Pass	Chk Pass	Chk Pass	Chk Pass	Chk Pass	Chk Pass
Value						
Range						

Elem	Mg2790	Mn2576	Na5895	Ni2316	Pb2203	Sb2068
Line	279.079 {121}	257.610 {131}	589.592 { 57}	231.604 {446}	220.353 {453}	206.833 {463}
IS Ref	(Y_3600)	(Y_3600)	(Y_3710)	(Y_2243)	(Y_2243)	(Y_2243)
Units	ppb	ppb	ppb	ppb	ppb	ppb
Avg	**4892.**	**15.94**	**4741.**	**42.55**	**11.43**	**18.12**
Stddev	27.	.05	23.	.56	1.56	1.13
%RSD	.5565	.3374	.4785	1.322	13.61	6.258
#1	4883.	15.90	4726.	42.38	11.68	16.82
#2	4923.	16.00	4729.	42.09	12.85	18.64
#3	4871.	15.91	4767.	43.18	9.764	18.89
Check ?	Chk Pass	Chk Pass	Chk Pass	Chk Pass	Chk Pass	Chk Pass
Value						
Range						

Sample Name: CCVL Acquired: 4/14/2016 22:15:56 Type: QC
Method: sw04052016(v10) Mode: CONC Corr. Factor: 1.000000
User: admin Custom ID1: Custom ID2: Custom ID3:
Comment:

Elem	Se196	Tl1908	V_2924	Zn2062	B_2089	Mo2020
Line	196.090 {472}	190.856 {477}	292.402 {115}	206.200 {463}	208.959 {461}	202.030 {467}
IS Ref	(Y_2243)	(Y_2243)	(Y_3600)	(Y_2243)	(Y_2243)	(Y_2243)
Units	ppb	ppb	ppb	ppb	ppb	ppb
Avg	**21.50**	**21.78**	**50.36**	**31.70**	**48.12**	**19.18**
Stddev	1.41	.35	.51	.24	.21	.33
%RSD	6.573	1.606	1.019	.7416	.4269	1.743
#1	22.94	21.61	50.11	31.97	47.94	19.11
#2	21.45	22.18	50.95	31.53	48.07	18.89
#3	20.12	21.55	50.02	31.61	48.34	19.55
Check ?	Chk Pass	Chk Pass	Chk Pass	Chk Pass	Chk Pass	Chk Pass
Value						
Range						

Elem	Sn1899	Sr4077	Ti3349	Si2881
Line	189.989 {477}	407.771 { 83}	334.941 {101}	288.158 {117}
IS Ref	(Y_2243)	(Y_3710)	(Y_3600)	(Y_2243)
Units	ppb	ppb	ppb	ppb
Avg	**50.33**	**20.26**	**20.08**	F **-6.504**
Stddev	.71	.03	.10	15.96
%RSD	1.414	.1573	.4906	245.3
#1	51.14	20.23	20.14	-9.511
#2	49.81	20.28	19.97	10.74
#3	50.03	20.29	20.13	-20.74
Check ?	Chk Pass	Chk Pass	Chk Pass	Chk Fail
Value				200.0
Range				-30.50%

Int. Std.	Y_2243	Y_3600	Y_3710
Line	224.306 {450}	360.073 { 94}	371.030 { 91}
Units	Cts/S	Cts/S	Cts/S
Avg	**3114.2**	**41220.**	**5445.2**
Stddev	17.4	325.	85.2
%RSD	.55869	.78928	1.5639
#1	3096.4	40954.	5370.2
#2	3115.1	41124.	5427.7
#3	3131.2	41583.	5537.8

Sample Name: 460-111682-A-18-A Acquired: 4/14/2016 22:24:00 Type: Unk
Method: sw04052016(v10) Mode: CONC Corr. Factor: 1.000000
User: admin Custom ID1: Custom ID2: Custom ID3:
Comment:

Elem	Al3961	As1890	Ag3280	Ba2335	Be3130	Ca3181
Line	396.152 { 85}	189.042 {478}	328.068 {103}	233.527 {445}	313.042 {108}	318.128 {106}
IS Ref	(Y_3710)	(Y_2243)	(Y_3600)	(Y_2243)	(Y_3710)	(Y_3600)
Units	ppb	ppb	ppb	ppb	ppb	ppb
Avg	**41.74**	**-1.383**	**.1457**	**23.73**	**-.0332**	**19880.**
Stddev	10.95	.077	.4876	.13	.0993	57.
%RSD	26.23	5.546	334.6	.5615	298.8	.2871
#1	32.51	-1.411	-.4082	23.57	-.0367	19820.
#2	38.87	-1.442	.3351	23.82	-.1307	19930.
#3	53.84	-1.296	.5103	23.79	.0678	19890.
Check ?	Chk Pass	Chk Pass	Chk Pass	Chk Pass	Chk Pass	Chk Pass
High Limit						
Low Limit						

Elem	Cd2265	Co2286	Cr2677	Cu3247	Fe2714	K_7664
Line	226.502 {449}	228.616 {447}	267.716 {126}	324.754 {104}	271.441 {124}	766.490 { 44}
IS Ref	(Y_2243)	(Y_2243)	(Y_3600)	(Y_3600)	(Y_3600)	(Y_3710)
Units	ppb	ppb	ppb	ppb	ppb	ppb
Avg	**-.0060**	**-.2834**	**.4960**	**14.97**	**69.26**	**1223.**
Stddev	.1519	.3498	.2368	.42	2.31	22.
%RSD	2534.	123.5	47.75	2.778	3.336	1.806
#1	-.1098	-.6821	.6008	14.51	66.60	1247.
#2	.1684	-.0278	.2248	15.32	70.73	1203.
#3	-.0765	-.1402	.6623	15.07	70.45	1220.
Check ?	Chk Pass	Chk Pass	Chk Pass	Chk Pass	Chk Pass	Chk Pass
High Limit						
Low Limit						

Elem	Mg2790	Mn2576	Na5895	Ni2316	Pb2203	Sb2068
Line	279.079 {121}	257.610 {131}	589.592 { 57}	231.604 {446}	220.353 {453}	206.833 {463}
IS Ref	(Y_3600)	(Y_3600)	(Y_3710)	(Y_2243)	(Y_2243)	(Y_2243)
Units	ppb	ppb	ppb	ppb	ppb	ppb
Avg	**6855.**	**1.804**	**47070.**	**.7348**	**1.775**	**-.9090**
Stddev	54.	.028	263.	.2581	1.124	1.501
%RSD	.7870	1.560	.5595	35.13	63.32	165.2
#1	6792.	1.781	47310.	.6737	.6355	-1.099
#2	6886.	1.835	47110.	1.018	2.883	-2.306
#3	6886.	1.796	46790.	.5127	1.806	.6783
Check ?	Chk Pass	Chk Pass	Chk Pass	Chk Pass	Chk Pass	Chk Pass
High Limit						
Low Limit						

Sample Name: 460-111682-A-18-A Acquired: 4/14/2016 22:24:00 Type: Unk
Method: sw04052016(v10) Mode: CONC Corr. Factor: 1.000000
User: admin Custom ID1: Custom ID2: Custom ID3:
Comment:

Elem	Se196	Tl1908	V_2924	Zn2062	B_2089	Mo2020
Line	196.090 {472}	190.856 {477}	292.402 {115}	206.200 {463}	208.959 {461}	202.030 {467}
IS Ref	(Y_2243)	(Y_2243)	(Y_3600)	(Y_2243)	(Y_2243)	(Y_2243)
Units	ppb	ppb	ppb	ppb	ppb	ppb
Avg	**-1.622**	**-.2548**	**-.0555**	**15.47**	**21.77**	**-.5034**
Stddev	1.603	.2592	.3368	.22	.30	.1882
%RSD	98.84	101.7	606.6	1.421	1.375	37.40
#1	.0489	-.5376	.1924	15.28	21.87	-.6728
#2	-1.767	-.0284	.0800	15.71	21.43	-.5366
#3	-3.147	-.1985	-.4390	15.41	22.00	-.3007
Check ?	Chk Pass	Chk Pass	Chk Pass	Chk Pass	Chk Pass	Chk Pass
High Limit						
Low Limit						

Elem	Sn1899	Sr4077	Ti3349	Si2881
Line	189.989 {477}	407.771 { 83}	334.941 {101}	288.158 {117}
IS Ref	(Y_2243)	(Y_3710)	(Y_3600)	(Y_2243)
Units	ppb	ppb	ppb	ppb
Avg	**1.323**	**82.59**	**.7723**	**3053.**
Stddev	.586	.20	.1132	27.
%RSD	44.28	.2450	14.66	.9006
#1	1.474	82.52	.7975	3024.
#2	1.818	82.82	.6486	3079.
#3	.6762	82.43	.8709	3055.
Check ?	Chk Pass	Chk Pass	Chk Pass	Chk Pass
High Limit				
Low Limit				

Int. Std.	Y_2243	Y_3600	Y_3710
Line	224.306 {450}	360.073 { 94}	371.030 { 91}
Units	Cts/S	Cts/S	Cts/S
Avg	**3036.3**	**40495.**	**5430.2**
Stddev	7.7	54.	28.8
%RSD	.25351	.13363	.53110
#1	3043.9	40450.	5396.9
#2	3036.4	40478.	5446.9
#3	3028.5	40555.	5446.7

Sample Name: CCB Acquired: 4/14/2016 22:31:42 Type: QC
Method: sw04052016(v10) Mode: CONC Corr. Factor: 1.000000
User: admin Custom ID1: Custom ID2: Custom ID3:
Comment:

Elem	Al3961	As1890	Ag3280	Ba2335	Be3130	Ca3181
Line	396.152 { 85}	189.042 {478}	328.068 {103}	233.527 {445}	313.042 {108}	318.128 {106}
IS Ref	(Y_3710)	(Y_2243)	(Y_3600)	(Y_2243)	(Y_3710)	(Y_3600)
Units	ppb	ppb	ppb	ppb	ppb	ppb
Avg	**1.829**	**-1.404**	**.0553**	**.3759**	**.0563**	**3.918**
Stddev	8.096	1.215	.2864	.2103	.1187	5.331
%RSD	442.6	86.59	518.1	55.96	210.9	136.1
#1	4.144	-1.485	-.2664	.6187	.1637	6.796
#2	8.515	-.1493	.1496	.2480	.0764	-2.233
#3	-7.172	-2.576	.2826	.2611	-.0712	7.191
Check ?	Chk Pass	Chk Pass	Chk Pass	Chk Pass	Chk Pass	Chk Pass
High Limit						
Low Limit						

Elem	Cd2265	Co2286	Cr2677	Cu3247	Fe2714	K_7664
Line	226.502 {449}	228.616 {447}	267.716 {126}	324.754 {104}	271.441 {124}	766.490 { 44}
IS Ref	(Y_2243)	(Y_2243)	(Y_3600)	(Y_3600)	(Y_3600)	(Y_3710)
Units	ppb	ppb	ppb	ppb	ppb	ppb
Avg	**.0816**	**.1691**	**-.0663**	**.4177**	**3.320**	**-31.93**
Stddev	.0115	.2020	.3877	.4188	1.981	15.81
%RSD	14.08	119.4	584.3	100.3	59.67	49.51
#1	.0940	.3975	.3644	.8887	3.959	-14.42
#2	.0792	.0958	-.3872	.0872	1.098	-36.22
#3	.0714	.0140	-.1763	.2771	4.901	-45.14
Check ?	Chk Pass	Chk Pass	Chk Pass	Chk Pass	Chk Pass	Chk Pass
High Limit						
Low Limit						

Elem	Mg2790	Mn2576	Na5895	Ni2316	Pb2203	Sb2068
Line	279.079 {121}	257.610 {131}	589.592 { 57}	231.604 {446}	220.353 {453}	206.833 {463}
IS Ref	(Y_3600)	(Y_3600)	(Y_3710)	(Y_2243)	(Y_2243)	(Y_2243)
Units	ppb	ppb	ppb	ppb	ppb	ppb
Avg	**-1.847**	**.2799**	**-1.975**	**.5405**	**-.1667**	**.2625**
Stddev	1.500	.1169	8.967	.0985	1.579	1.890
%RSD	81.21	41.75	454.0	18.22	947.6	719.9
#1	-.5727	.4137	-1.982	.6497	1.655	-1.315
#2	-3.500	.1983	6.996	.5137	-1.007	-.2547
#3	-1.468	.2276	-10.94	.4583	-1.149	2.357
Check ?	Chk Pass	Chk Pass	Chk Pass	Chk Pass	Chk Pass	Chk Pass
High Limit						
Low Limit						

Sample Name: CCB Acquired: 4/14/2016 22:31:42 Type: QC
Method: sw04052016(v10) Mode: CONC Corr. Factor: 1.000000
User: admin Custom ID1: Custom ID2: Custom ID3:
Comment:

Elem	Se196	Tl1908	V_2924	Zn2062	B_2089	Mo2020
Line	196.090 {472}	190.856 {477}	292.402 {115}	206.200 {463}	208.959 {461}	202.030 {467}
IS Ref	(Y_2243)	(Y_2243)	(Y_3600)	(Y_2243)	(Y_2243)	(Y_2243)
Units	ppb	ppb	ppb	ppb	ppb	ppb
Avg	**1.767**	**.4390**	**.0703**	**.0819**	**-.6782**	**.3546**
Stddev	2.776	1.286	.1881	.1854	.1253	.6203
%RSD	157.1	293.0	267.6	226.3	18.47	174.9
#1	4.142	1.276	.2684	.2904	-.5952	1.028
#2	-1.284	1.083	.0484	-.0645	-.6171	.2299
#3	2.443	-1.042	-.1060	.0199	-.8223	-.1938
Check ?	Chk Pass	Chk Pass	Chk Pass	Chk Pass	Chk Pass	Chk Pass
High Limit						
Low Limit						

Elem	Sn1899	Sr4077	Ti3349	Si2881
Line	189.989 {477}	407.771 { 83}	334.941 {101}	288.158 {117}
IS Ref	(Y_2243)	(Y_3710)	(Y_3600)	(Y_2243)
Units	ppb	ppb	ppb	ppb
Avg	**.8469**	**.0764**	**.4289**	**-6.331**
Stddev	.3630	.0716	.2770	9.625
%RSD	42.87	93.73	64.58	152.0
#1	.7467	.1336	.7487	-17.34
#2	1.249	.0995	.2769	.5181
#3	.5445	-.0039	.2612	-2.176
Check ?	Chk Pass	Chk Pass	Chk Pass	None
High Limit				
Low Limit				

Int. Std.	Y_2243	Y_3600	Y_3710
Line	224.306 {450}	360.073 { 94}	371.030 { 91}
Units	Cts/S	Cts/S	Cts/S
Avg	**3088.1**	**40998.**	**5366.7**
Stddev	8.4	40.	40.9
%RSD	.27108	.09778	.76201
#1	3078.5	41037.	5327.2
#2	3092.5	41000.	5408.9
#3	3093.4	40957.	5363.9

200.8 QC Tune Report Analytical Methods:

Data File: C:\ICPCHEM\1\DATA\16D20o00.B\001TUNE.D
Date Acquired: Apr 20 2016 02:31 pm
Acq. Method: 2008TUN1.M
Operator:
Sample Name: ITUNE
Misc Info:
Vial Number: 5
Current Method: C:\ICPCHEM\1\METHODS\2008TUN1.M

RSD (%)

Element	Actual	Required	Flag
9 Be	2.68	5.00	
24 Mg	2.97	5.00	
59 Co	1.31	5.00	
115 In	1.55	5.00	
208 Pb	1.49	5.00	

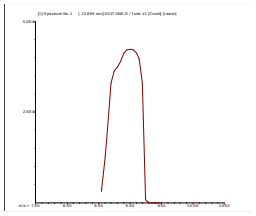

9 Be
Mass Calib.
Actual: 9.00
Required: 8.90 - 9.10
Flag:
Peak Width
Actual: 0.60
Required: 0.90
Flag:

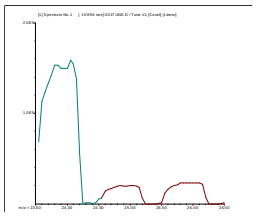

24 Mg
Mass Calib.
Actual: 24.00
Required: 23.90 - 24.10
Flag:
Peak Width
Actual: 0.65
Required: 0.90
Flag:

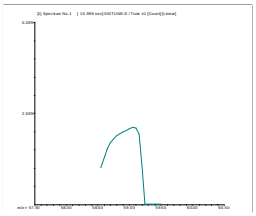

59 Co
Mass Calib.
Actual: 59.00
Required: 58.90 - 59.10
Flag:
Peak Width
Actual: 0.65
Required: 0.90
Flag:

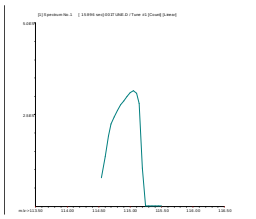

115 In
Mass Calib.
Actual: 115.00
Required: 114.90 - 115.10
Flag:
Peak Width
Actual: 0.65
Required: 0.90
Flag:

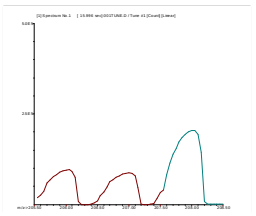

208 Pb
Mass Calib.
Actual: 208.00
Required: 207.90 - 208.10
Flag:
Peak Width
Actual: 0.60
Required: 0.90
Flag:

Tune Result: Pass

Last Calib: Apr 20, 2016 03:42 pm
Calibration Type: External Calibration Method
Calibration Title:
Weighting Method: 1/CPS
Mass Interpolation Fit for VIS: Point to Point
Method: C:\ICPCHEM\1\METHODS\DW_AsPb.M
Multi Tune: #1 nogas.u

=== Standard Files ===
<Data Correction>
Bkg File: ---
Rejected Masses: ---
Interference Correction: ON

	Data File	Sample Name	Date Acquired
1	c:\icpchem\1\data\16d20p00.b\003calb.d\003calb.d#	CAL BLK	Apr 20 2016 03:29 pm
2	c:\icpchem\1\data\16d20p00.b\004cals.d\004cals.d#	CAL1 4335929	Apr 20 2016 03:32 pm
3	c:\icpchem\1\data\16d20p00.b\005cals.d\005cals.d#	CAL2 4335930	Apr 20 2016 03:34 pm
4	c:\icpchem\1\data\16d20p00.b\006cals.d\006cals.d#	CAL3 4335932	Apr 20 2016 03:37 pm
5	c:\icpchem\1\data\16d20p00.b\007cals.d\007cals.d#	CAL4 4335937	Apr 20 2016 03:41 pm
6	---		
7	---		
8	---		
9	---		
10	---		
11	---		
12	---		
13	---		
14	---		
15	---		
16	---		
17	---		
18	---		
19	---		
20	---		

=== Graph Detail ===

Step Mass Element ISTD Unit
(1) 74 Ge ---

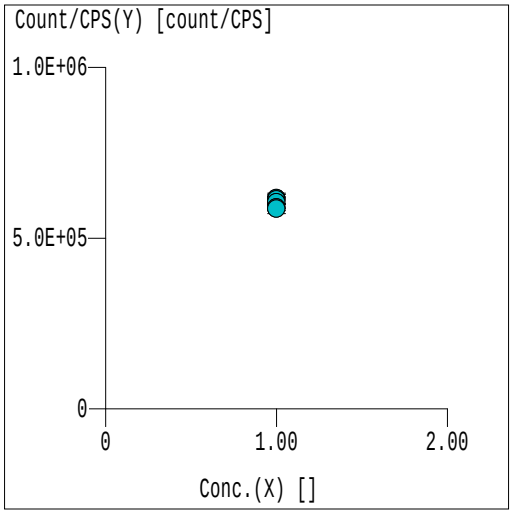

	Rjct	Conc	Calc Conc	CPS/Count	Ratio		RSD [%]
1		1.000	---	6.167E+05	---	P	2.525
2		1.000	---	6.130E+05	---	P	2.443
3		1.000	---	6.045E+05	---	P	2.702
4		1.000	---	5.898E+05	---	P	1.719
5		1.000	---	5.855E+05	---	P	2.382
6		1.000	---	---	---		---
7		1.000	---	---	---		---
8		1.000	---	---	---		---
9		1.000	---	---	---		---
10		1.000	---	---	---		---
11		1.000	---	---	---		---
12		1.000	---	---	---		---
13		1.000	---	---	---		---
14		1.000	---	---	---		---
15		1.000	---	---	---		---
16		1.000	---	---	---		---
17		1.000	---	---	---		---
18		1.000	---	---	---		---
19		1.000	---	---	---		---
20		1.000	---	---	---		---

Curve Fit: Excluded
r = 0.0000

DL = ---
BEC = ---

VIS Element: OFF
Min Conc: ---

Step Mass Element ISTD Unit
(1) 75 As 74 ug/l

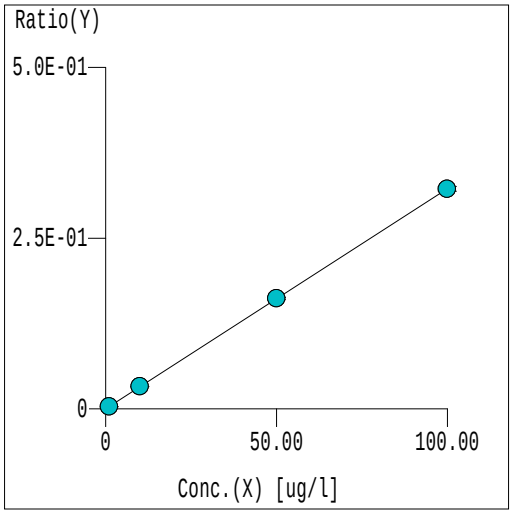

	Rjct	Conc	Calc Conc	CPS/Count	Ratio		RSD [%]
1		0.000	-8.550E-02	-3.154E+01	-4.711E-05	P	-5.087E+02
2		1.000	9.185E-01	1954	3.186E-03	P	6.856
3		10.00	10.13	1.986E+04	3.286E-02	P	7.878E-01
4		50.00	50.09	9.528E+04	1.615E-01	P	1.029
5		100.0	99.94	1.886E+05	3.220E-01	P	1.085
6		---	---	---	---		---
7		---	---	---	---		---
8		---	---	---	---		---
9		---	---	---	---		---
10		---	---	---	---		---
11		---	---	---	---		---
12		---	---	---	---		---
13		---	---	---	---		---
14		---	---	---	---		---
15		---	---	---	---		---
16		---	---	---	---		---
17		---	---	---	---		---
18		---	---	---	---		---
19		---	---	---	---		---
20		---	---	---	---		---

Curve Fit: Y=aX+b
r = 1.0000
Y = 3.220E-003*X +2.282E-004
X = 3.106E+002*Y -7.087E-002
DL = 2.233E-01 ug/l
BEC = 7.087E-02 ug/l

Weight: ON >> Succeeded
Min Conc: ---

=== Graph Detail ===

Step Mass Element ISTD Unit
(1) 77 (As) 74

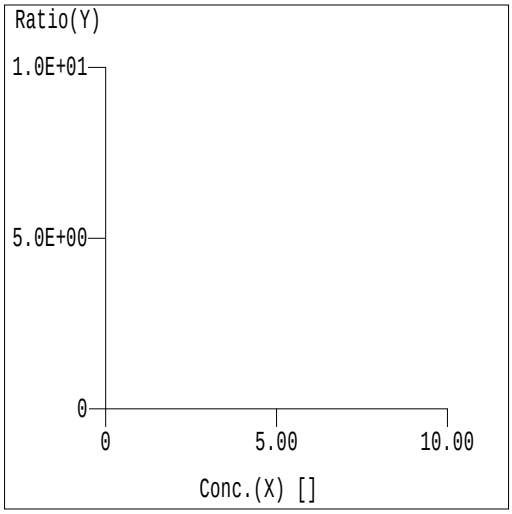

	Rjct	Conc	Calc Conc	CPS/Count	Ratio		RSD [%]
1		---	---	248.9	4.025E-04	P	21.35
2		---	---	474.5	7.746E-04	P	4.946
3		---	---	1190	1.968E-03	P	1.732
4		---	---	4736	8.028E-03	P	1.289
5		---	---	9756	1.666E-02	P	2.419
6		---	---	---	---		---
7		---	---	---	---		---
8		---	---	---	---		---
9		---	---	---	---		---
10		---	---	---	---		---
11		---	---	---	---		---
12		---	---	---	---		---
13		---	---	---	---		---
14		---	---	---	---		---
15		---	---	---	---		---
16		---	---	---	---		---
17		---	---	---	---		---
18		---	---	---	---		---
19		---	---	---	---		---
20		---	---	---	---		---

Curve Fit: Excluded
r = 0.0000

DL = ---
BEC = ---

Weight: ON >> Failed
Min Conc: ---

Step Mass Element ISTD Unit
(1) 82 (Se) 74

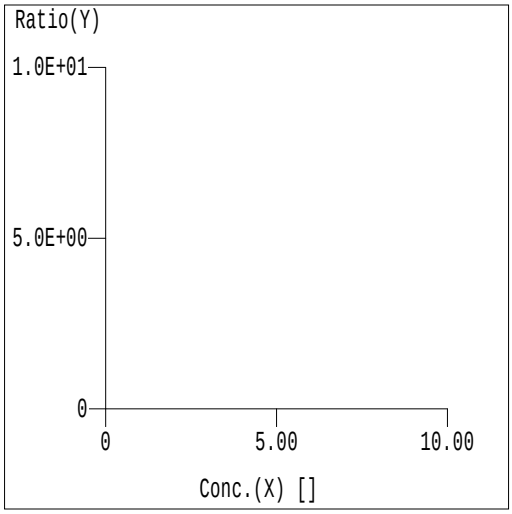

	Rjct	Conc	Calc Conc	CPS/Count	Ratio		RSD [%]
1		---	---	94.45	1.531E-04	P	26.43
2		---	---	404.5	6.589E-04	P	9.786
3		---	---	1329	2.198E-03	P	6.042
4		---	---	6240	1.057E-02	P	3.082
5		---	---	1.241E+04	2.119E-02	P	1.668
6		---	---	---	---		---
7		---	---	---	---		---
8		---	---	---	---		---
9		---	---	---	---		---
10		---	---	---	---		---
11		---	---	---	---		---
12		---	---	---	---		---
13		---	---	---	---		---
14		---	---	---	---		---
15		---	---	---	---		---
16		---	---	---	---		---
17		---	---	---	---		---
18		---	---	---	---		---
19		---	---	---	---		---
20		---	---	---	---		---

Curve Fit: Excluded
r = 0.0000

DL = ---
BEC = ---

Weight: ON >> Failed
Min Conc: ---

=== Graph Detail ===

Step Mass Element ISTD Unit
(1) 83 (As) 74

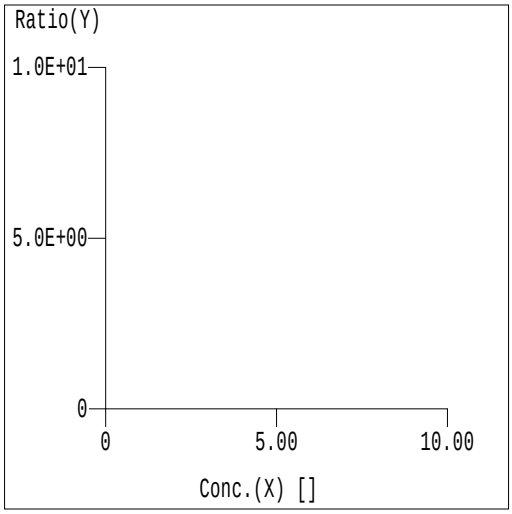

	Rjct	Conc	Calc Conc	CPS/Count	Ratio		RSD [%]
1		---	---	108.9	1.762E-04	P	15.10
2		---	---	118.9	1.936E-04	P	17.10
3		---	---	103.3	1.711E-04	P	13.83
4		---	---	105.6	1.790E-04	P	4.324
5		---	---	116.7	1.991E-04	P	16.50
6		---	---	---	---		---
7		---	---	---	---		---
8		---	---	---	---		---
9		---	---	---	---		---
10		---	---	---	---		---
11		---	---	---	---		---
12		---	---	---	---		---
13		---	---	---	---		---
14		---	---	---	---		---
15		---	---	---	---		---
16		---	---	---	---		---
17		---	---	---	---		---
18		---	---	---	---		---
19		---	---	---	---		---
20		---	---	---	---		---

Curve Fit: Excluded
r = 0.0000

DL = ---
BEC = ---

Weight: ON >> Failed
Min Conc: ---

Step Mass Element ISTD Unit
(1) 206 (Pb) 209 ug/l

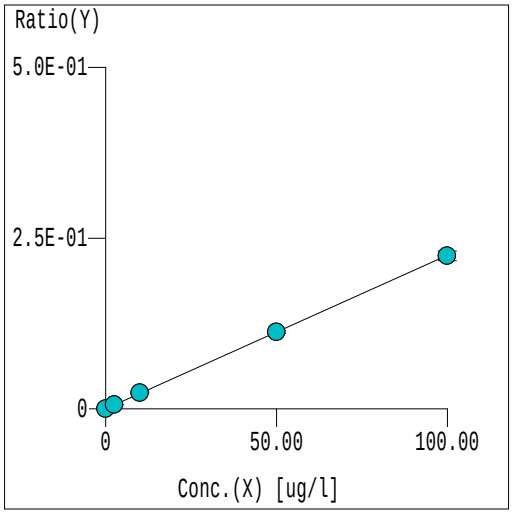

	Rjct	Conc	Calc Conc	CPS/Count	Ratio		RSD [%]
1		0.000	-3.073E-03	265.6	9.756E-05	P	18.90
2		2.500	2.589	1.599E+04	5.927E-03	P	3.029
3		10.00	10.46	6.354E+04	2.362E-02	P	2.769
4		50.00	49.88	2.958E+05	1.123E-01	P	1.979
5		100.0	99.60	5.825E+05	2.241E-01	P	3.084
6		---	---	---	---		---
7		---	---	---	---		---
8		---	---	---	---		---
9		---	---	---	---		---
10		---	---	---	---		---
11		---	---	---	---		---
12		---	---	---	---		---
13		---	---	---	---		---
14		---	---	---	---		---
15		---	---	---	---		---
16		---	---	---	---		---
17		---	---	---	---		---
18		---	---	---	---		---
19		---	---	---	---		---
20		---	---	---	---		---

Curve Fit: Y=aX+b
r = 1.0000
Y = 2.249E-003*X +1.045E-004
X = 4.446E+002*Y -4.645E-002
DL = 2.459E-02 ug/l
BEC = 4.645E-02 ug/l

Weight: ON >> Succeeded
Min Conc: ---

=== Graph Detail ===

Step	Mass	Element	ISTD	Unit
(1)	207	(Pb)	209	ug/l

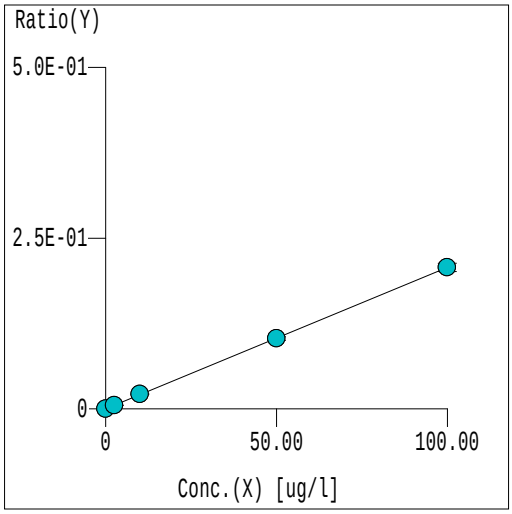

	Rjct	Conc	Calc Conc	CPS/Count	Ratio		RSD [%]
1		0.000	-1.761E-03	243.3	8.930E-05	P	9.503
2		2.500	2.514	1.431E+04	5.305E-03	P	2.170
3		10.00	10.46	5.857E+04	2.178E-02	P	2.263
4		50.00	49.63	2.713E+05	1.030E-01	P	2.614
5		100.0	99.92	5.386E+05	2.073E-01	P	3.000
6		---	---	---	---		---
7		---	---	---	---		---
8		---	---	---	---		---
9		---	---	---	---		---
10		---	---	---	---		---
11		---	---	---	---		---
12		---	---	---	---		---
13		---	---	---	---		---
14		---	---	---	---		---
15		---	---	---	---		---
16		---	---	---	---		---
17		---	---	---	---		---
18		---	---	---	---		---
19		---	---	---	---		---
20		---	---	---	---		---

Curve Fit: Y=aX+b
r = 1.0000
Y = 2.073E-003*X +9.295E-005
X = 4.823E+002*Y -4.483E-002
DL = 1.228E-02 ug/l
BEC = 4.483E-02 ug/l

Weight: ON >> Succeeded
Min Conc: ---

Step	Mass	Element	ISTD	Unit
(1)	208	Pb	209	ug/l

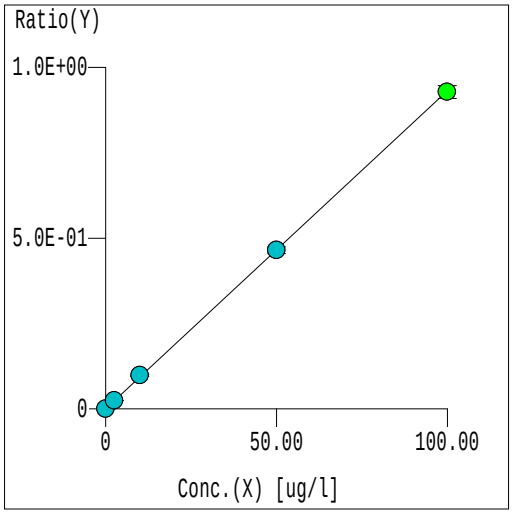

	Rjct	Conc	Calc Conc	CPS/Count	Ratio		RSD [%]
1		0.000	-2.375E-03	1059	3.887E-04	P	7.603
2		2.500	2.544	6.500E+04	2.410E-02	P	2.526
3		10.00	10.49	2.638E+05	9.807E-02	P	2.396
4		50.00	49.85	1.224E+06	4.646E-01	P	2.186
5		100.0	99.64	2.412E+06	9.281E-01	A	2.043
6		---	---	---	---		---
7		---	---	---	---		---
8		---	---	---	---		---
9		---	---	---	---		---
10		---	---	---	---		---
11		---	---	---	---		---
12		---	---	---	---		---
13		---	---	---	---		---
14		---	---	---	---		---
15		---	---	---	---		---
16		---	---	---	---		---
17		---	---	---	---		---
18		---	---	---	---		---
19		---	---	---	---		---
20		---	---	---	---		---

Curve Fit: Y=aX+b
r = 1.0000
Y = 9.310E-003*X +4.108E-004
X = 1.074E+002*Y -4.413E-002
DL = 9.523E-03 ug/l
BEC = 4.413E-02 ug/l

Weight: ON >> Succeeded
Min Conc: ---

=== Graph Detail ===

Step	Mass	Element	ISTD	Unit
(1)	209	Bi	---	

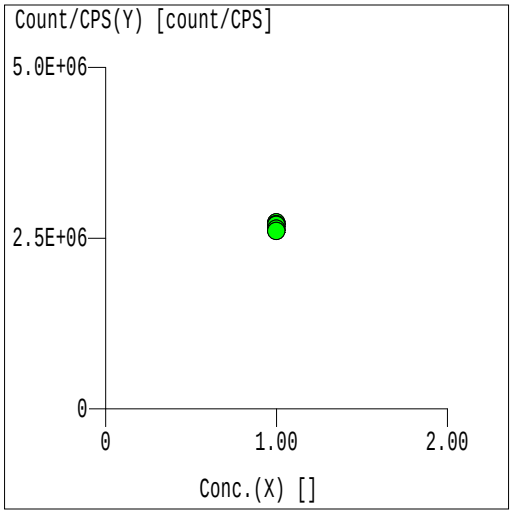

	Rjct	Conc	Calc Conc	CPS/Count	Ratio		RSD [%]
1		1.000	---	2.725E+06	---	A	8.727E-01
2		1.000	---	2.697E+06	---	A	7.958E-01
3		1.000	---	2.689E+06	---	A	7.770E-01
4		1.000	---	2.634E+06	---	A	5.107E-01
5		1.000	---	2.599E+06	---	A	5.760E-01
6		1.000	---	---	---		---
7		1.000	---	---	---		---
8		1.000	---	---	---		---
9		1.000	---	---	---		---
10		1.000	---	---	---		---
11		1.000	---	---	---		---
12		1.000	---	---	---		---
13		1.000	---	---	---		---
14		1.000	---	---	---		---
15		1.000	---	---	---		---
16		1.000	---	---	---		---
17		1.000	---	---	---		---
18		1.000	---	---	---		---
19		1.000	---	---	---		---
20		1.000	---	---	---		---

Curve Fit: Excluded
r = 0.0000

DL = ---
BEC = ---

VIS Element: OFF
Min Conc: ---

Sample QC Report

Data File: C:\ICPCHEM\1\DATA\16D20p00.B\001SMPL.D\001SMPL.D#
Date Acquired: Apr 20 2016 03:23 pm
Acq. Method: DW_AsPb.M
Operator:
Sample Name: scan chk
Misc Info:
Vial Number: 4506
Current Method: C:\ICPCHEM\1\METHODS\DW_AsPb.M
Calibration File: C:\ICPCHEM\1\CALIB\DW_AsPb.C
Last Cal. Update: Apr 20 2016 03:47 am
Sample Type: Sample
Dilution Factor: 1.00
Autodil Factor: Undiluted
Final Dil Factor: 1.00

Data Results:
Analytes: Pass
ISTD: Pass

QC Elements

Element	IS Ref	Tune	Corr Conc	Raw Conc	Units	RSD(%)	High Limit	Flag
75 As	74	1	30.24	30.24	ug/l	1.23	1800.00	
208 Pb	209	1	31.56	31.56	ug/l	4.11	1800.00	

ISTD Elements

Element	Tune	CPS Mean	RSD(%)	Ref Value	Rec(%)	QC Range(%)	Flag
74 Ge	1	629401	3.42	---	#VALUE!	60 - 125	
209 Bi	1	2760128	0.45	---	#VALUE!	60 - 125	

Tune File# 1 c:\icpchem\1\7500\nogas.u
Tune File# 2 C:\ICPCHEM\1\7500\
Tune File# 3 C:\ICPCHEM\1\7500\

ISTD Ref File : ---

0 :Element Failures
0 :ISTD Failures
0 :Max. Number of Failures Allowed
0 :Max. Number of ISTD Failures Allowed

Sample QC Report

Data File: C:\ICPCHEM\1\DATA\16D20p00.B\002SMPL.D\002SMPL.D#
Date Acquired: Apr 20 2016 03:26 pm
Acq. Method: DW_AsPb.M
Operator:
Sample Name: Rn Chk
Misc Info:
Vial Number: 2
Current Method: C:\ICPCHEM\1\METHODS\DW_AsPb.M
Calibration File: C:\ICPCHEM\1\CALIB\DW_AsPb.C
Last Cal. Update: Apr 20 2016 03:47 am
Sample Type: Sample
Dilution Factor: 1.00
Autodil Factor: Undiluted
Final Dil Factor: 1.00

Data Results:
Analytes: Pass
ISTD: Pass

QC Elements

Element	IS Ref	Tune	Corr Conc	Raw Conc	Units	RSD(%)	High Limit	Flag
75 As	74	1	0.03	0.03	ug/l	147.11	1800.00	
208 Pb	209	1	-0.03	-0.03	ug/l	6.20	1800.00	

ISTD Elements

Element	Tune	CPS Mean	RSD(%)	Ref Value	Rec(%)	QC Range(%)	Flag
74 Ge	1	623167	2.52	---	#VALUE!	60 - 125	
209 Bi	1	2739432	0.65	---	#VALUE!	60 - 125	

Tune File# 1 c:\icpchem\1\7500\nogas.u
Tune File# 2 C:\ICPCHEM\1\7500\
Tune File# 3 C:\ICPCHEM\1\7500\

ISTD Ref File : ---

0 :Element Failures
0 :ISTD Failures
0 :Max. Number of Failures Allowed
0 :Max. Number of ISTD Failures Allowed

Calibration Blank QC Report

Data File: C:\ICPCHEM\1\DATA\16D20p00.B\003CAL
Date Acquired: Apr 20 2016 03:29 pm
Operator:
Sample Name: CAL BLK
Misc Info:
Vial Number: 1101
Current Method: C:\ICPCHEM\1\METHODS\DW_AsPb.M
Calibration File: C:\ICPCHEM\1\CALIB\DW_AsPb.C
Last Cal Update: Apr 20 2016 03:47 am
Sample Type: CalBlk
Total Dil Factor: 1.00

QC&ISTD Elements

Element		CPS Mean		SD	RSD(%)
74	Ge	616675.00	P	15570.00	2.52
75	As	-31.54	P	150.10	475.93
77	(As)	248.90	P	57.38	23.05
82	(Se)	94.45	P	25.02	26.49
83	(As)	108.89	P	18.95	17.40
206	(Pb)	265.57	P	47.88	18.03
207	(Pb)	243.35	P	23.33	9.59
208	Pb	1058.95	P	75.31	7.11
209	Bi	2724981.00	A	23780.00	0.87

Calibration Standard QC Report

Data File: C:\ICPCHEM\1\DATA\16D20p00.B\004CALS.D\004CALS.D#
Date Acquired: Apr 20 2016 03:32 pm
Operator:
Sample Name: CAL1 4335929
Misc Info:
Vial Number: 1102
Current Method: C:\ICPCHEM\1\METHODS\DW_AsPb.M
Calibration File: C:\ICPCHEM\1\CALIB\DW_AsPb.C
Last Cal Update: Apr 20 2016 03:29 pm
Sample Type: CalStd
Total Dil Factor: 1.00

QC&ISTD Elements

Element	CPS Mean		SD	RSD(%)
74 Ge	612982.81	P	14970.00	2.44
75 As	1954.42	P	169.00	8.65
77 (As)	474.47	P	13.88	2.93
82 (Se)	404.47	P	47.89	11.84
83 (As)	118.90	P	22.19	18.66
206 (Pb)	15989.07	P	592.60	3.71
207 (Pb)	14309.10	P	405.60	2.83
208 Pb	64998.12	P	2126.00	3.27
209 Bi	2697236.00	A	21460.00	0.80

ISTD Elements

Element	CPS Mean	RSD(%)	Ref Value	Rec(%)	QC Range(%)	Flag
74 Ge	612982.75	2.44	616675.00	99.4	60 - 125	
209 Bi	2697236.00	0.80	2724980.50	99.0	60 - 125	

ISTD Ref File : C:\ICPCHEM\1\DATA\16D20p00.B\003CALB.D\003CALB.D#

--- :Element Failures --- :Max. Number of Failures Allowed
0 :ISTD Failures 0 :Max. Number of ISTD Failures Allowed

Data Results:

Analytes: Pass
ISTD: Pass

Calibration Standard QC Report

Data File: C:\ICPCHEM\1\DATA\16D20p00.B\005CALS.D\005CALS.D#
Date Acquired: Apr 20 2016 03:34 pm
Operator:
Sample Name: CAL2 4335930
Misc Info:
Vial Number: 1103
Current Method: C:\ICPCHEM\1\METHODS\DW_AsPb.M
Calibration File: C:\ICPCHEM\1\CALIB\DW_AsPb.C
Last Cal Update: Apr 20 2016 03:32 pm
Sample Type: CalStd
Total Dil Factor: 1.00

QC&ISTD Elements

Element	CPS Mean		SD	RSD(%)
74 Ge	604460.50	P	16330.00	2.70
75 As	19862.80	P	561.70	2.83
77 (As)	1190.11	P	50.34	4.23
82 (Se)	1329.01	P	90.10	6.78
83 (As)	103.34	P	13.33	12.90
206 (Pb)	63538.51	P	2194.00	3.45
207 (Pb)	58571.41	P	1663.00	2.84
208 Pb	263757.19	P	8099.00	3.07
209 Bi	2689308.00	A	20900.00	0.78

ISTD Elements

Element	CPS Mean	RSD(%)	Ref Value	Rec(%)	QC Range(%)	Flag
74 Ge	604460.44	2.70	616675.00	98.0	60 - 125	
209 Bi	2689308.00	0.78	2724980.50	98.7	60 - 125	

ISTD Ref File : C:\ICPCHEM\1\DATA\16D20p00.B\003CALB.D\003CALB.D#

--- :Element Failures --- :Max. Number of Failures Allowed
0 :ISTD Failures 0 :Max. Number of ISTD Failures Allowed

Data Results:

Analytes: Pass
ISTD: Pass

Calibration Standard QC Report

Data File: C:\ICPCHEM\1\DATA\16D20p00.B\006CALS.D\006CALS.D#
Date Acquired: Apr 20 2016 03:37 pm
Operator:
Sample Name: CAL3 4335932
Misc Info:
Vial Number: 1104
Current Method: C:\ICPCHEM\1\METHODS\DW_AsPb.M
Calibration File: C:\ICPCHEM\1\CALIB\DW_AsPb.C
Last Cal Update: Apr 20 2016 03:35 pm
Sample Type: CalStd
Total Dil Factor: 1.00

QC&ISTD Elements

Element	CPS Mean		SD	RSD(%)
74 Ge	589846.88	P	10140.00	1.72
75 As	95279.64	P	2399.00	2.52
77 (As)	4735.50	P	132.00	2.79
82 (Se)	6239.54	P	297.20	4.76
83 (As)	105.56	P	5.09	4.82
206 (Pb)	295752.31	P	7234.00	2.45
207 (Pb)	271268.09	P	8362.00	3.08
208 Pb	1223501.00	P	32000.00	2.62
209 Bi	2633516.00	A	13450.00	0.51

ISTD Elements

Element	CPS Mean	RSD(%)	Ref Value	Rec(%)	QC Range(%)	Flag
74 Ge	589846.88	1.72	616675.00	95.6	60 - 125	
209 Bi	2633515.80	0.51	2724980.50	96.6	60 - 125	

ISTD Ref File : C:\ICPCHEM\1\DATA\16D20p00.B\003CALB.D\003CALB.D#

--- :Element Failures --- :Max. Number of Failures Allowed
0 :ISTD Failures 0 :Max. Number of ISTD Failures Allowed

Data Results:

Analytes: Pass
ISTD: Pass

Calibration Standard QC Report

Data File: C:\ICPCHEM\1\DATA\16D20p00.B\007CALS.D\007CALS.D#
Date Acquired: Apr 20 2016 03:41 pm
Operator:
Sample Name: CAL4 4335937
Misc Info:
Vial Number: 1105
Current Method: C:\ICPCHEM\1\METHODS\DW_AsPb.M
Calibration File: C:\ICPCHEM\1\CALIB\DW_AsPb.C
Last Cal Update: Apr 20 2016 03:38 pm
Sample Type: CalStd
Total Dil Factor: 1.00

QC&ISTD Elements

Element	CPS Mean		SD	RSD(%)
74 Ge	585543.88	P	13950.00	2.38
75 As	188556.50	P	4132.00	2.19
77 (As)	9756.27	P	414.60	4.25
82 (Se)	12407.55	P	406.70	3.28
83 (As)	116.67	P	20.28	17.38
206 (Pb)	582462.38	P	17740.00	3.05
207 (Pb)	538627.81	P	15870.00	2.95
208 Pb	2411964.00	A	47640.00	1.98
209 Bi	2598948.00	A	14970.00	0.58

ISTD Elements

Element	CPS Mean	RSD(%)	Ref Value	Rec(%)	QC Range(%)	Flag
74 Ge	585543.88	2.38	616675.00	95.0	60 - 125	
209 Bi	2598948.00	0.58	2724980.50	95.4	60 - 125	

ISTD Ref File : C:\ICPCHEM\1\DATA\16D20p00.B\003CALB.D\003CALB.D#

--- :Element Failures --- :Max. Number of Failures Allowed
0 :ISTD Failures 0 :Max. Number of ISTD Failures Allowed

Data Results:

Analytes: Pass
ISTD: Pass

Initial Calibration Verification (ICV) QC Report

Data File: C:\ICPCHEM\1\DATA\16D20p00.B\008QCS1.D\008QCS1.D#
Date Acquired: Apr 20 2016 03:44 pm
Acq. Method: DW_AsPb.M
Operator:
Sample Name: ICV 4306037
Misc Info:
Vial Number: 1201
Current Method: C:\ICPCHEM\1\METHODS\DW_AsPb.M
Calibration File: C:\ICPCHEM\1\CALIB\DW_AsPb.C
Last Cal. Update: Apr 20 2016 03:42 pm
Sample Type: QCS
Prep Dil. Factor: 1.00
Autodil Factor: Undiluted
Final Dil Factor: 1.00

Data Results:
Analytes: Pass
ISTD: Pass

Analyte Elements

Element	IS Ref	Tune	Conc. ug/L	RSD(%)	Expected	Rec(%)	QC Range(%)	Flag
75 As	74	1	39.06	0.43	40	97.7	90 - 110	
208 Pb	209	1	39.66	3.23	40	99.2	90 - 110	

ISTD Elements

Element	Tune	CPS Mean	RSD(%)	Ref Value	Rec(%)	QC Range(%)	Flag
74 Ge	1	598601	1.97	616675	97.1	60 - 125	
209 Bi	1	2653074	0.64	2724981	97.4	60 - 125	

Tune File# 1 c:\icpchem\1\7500\nogas.u
Tune File# 2 C:\ICPCHEM\1\7500\
Tune File# 3 C:\ICPCHEM\1\7500\

ISTD Ref File : C:\ICPCHEM\1\DATA\16D20p00.B\003CALB.D\003CALB.D#

0 :Element Failures
0 :ISTD Failures
0 :Max. Number of Failures Allowed
0 :Max. Number of ISTD Failures Allowed

CCB QC Report

Data File: C:\ICPCHEM\1\DATA\16D20p00.B\009_CCB.D\009_CCB.D#
Date Acquired: Apr 20 2016 03:47 pm
Operator:
Sample Name: ICB
Misc Info:
Vial Number: 1101
Current Method: C:\ICPCHEM\1\METHODS\DW_AsPb.M
Calibration File: C:\ICPCHEM\1\CALIB\DW_AsPb.C
Last Cal Update: Apr 20 2016 03:42 pm
Sample Type: CCB
Total Dil Factor: 1.00

QC Elements

Element	Conc.	RSD(%)	High Limit	Flag
75 As	-0.03 ug/l	119.08	1.00	
208 Pb	-0.01 ug/l	5.29	2.50	

ISTD Elements

Element	CPS Mean	RSD(%)	Ref Value	Rec(%)	QC Range(%)	Flag
74 Ge	608909.50	2.17	616675.00	98.7	60 - 125	
209 Bi	2684956.80	0.72	2724980.50	98.5	60 - 125	

ISTD Ref File : C:\ICPCHEM\1\DATA\16D20p00.B\003CALB.D\003CALB.D#

0 :Element Failures 0 :Max. Number of Failures Allowed
0 :ISTD Failures 0 :Max. Number of ISTD Failures Allowed

Data Results:
Analytes: Pass
ISTD: Pass

Quality Control Sample QC Report

Data File: C:\ICPCHEM\1\DATA\16D20p00.B\010RL2_.D\010RL2_.D#
Date Acquired: Apr 20 2016 03:49 pm
Acq. Method: DW_AsPb.M
Operator:
Sample Name: CRI 4335929
Misc Info:
Vial Number: 1102
Current Method: C:\ICPCHEM\1\METHODS\DW_AsPb.M
Calibration File: C:\ICPCHEM\1\CALIB\DW_AsPb.C
Last Cal. Update: Apr 20 2016 03:42 pm
Sample Type: RL2
Prep Dil. Factor: 1.00
Autodil Factor: Undiluted
Final Dil Factor: 1.00

Data Results:
Analytes: Pass
ISTD: Pass

Analyte Elements

Element	IS Ref	Tune	Conc. ppb	RSD(%)	Expected	Rec(%)	QC Range(%)	Flag
75 As	74	1	1.00	12.10	1.00	100.3	85 - 115	
208 Pb	209	1	2.57	3.36	2.50	102.6	85 - 115	

ISTD Elements

Element	Tune	CPS Mean	RSD(%)	Ref Value	Rec(%)	QC Range(%)	Flag
74 Ge	1	603223	2.16	616675	97.8	60 - 125	
209 Bi	1	2663019	0.35	2724981	97.7	60 - 125	

Tune File# 1 c:\icpchem\1\7500\nogas.u
Tune File# 2 C:\ICPCHEM\1\7500\
Tune File# 3 C:\ICPCHEM\1\7500\

ISTD Ref File : C:\ICPCHEM\1\DATA\16D20p00.B\003CALB.D\003CALB.D#

0 :Element Failures
0 :ISTD Failures
0 :Max. Number of Failures Allowed
0 :Max. Number of ISTD Failures Allowed

Interfernce Check Standard (ICSA) QC Report

Data File: C:\ICPCHEM\1\DATA\16D20p00.B\011ICSA.D\011ICSA.D#
Date Acquired: Apr 20 2016 03:52 pm
Acq. Method: DW_AsPb.M
Operator:
Sample Name: ICSA 4335936
Misc Info:
Vial Number: 4504
Current Method: C:\ICPCHEM\1\METHODS\DW_AsPb.M
Calibration File: C:\ICPCHEM\1\CALIB\DW_AsPb.C
Last Cal. Update: Apr 20 2016 03:42 pm
Sample Type: ICSA
Prep Dil. Factor: 1.00
Autodil Factor: Undiluted
Final Dil Factor: 1.00

Data Results:
Analytes: Pass
ISTD: Pass

Analyte Elements

Element	IS Ref	Tune	Conc. ug/L	RSD(%)	Expected	Rec(%)	QC Range(%)	Flag
75 As	74	1	-0.02	548.49	---		-	
208 Pb	209	1	0.26	2.91	---		-	

ISTD Elements

Element	Tune	CPS Mean	RSD(%)	Ref Value	Rec(%)	QC Range(%)	Flag
74 Ge	1	544938	2.80	616675	88.4	60 - 125	
209 Bi	1	2247952	0.37	2724981	82.5	60 - 125	

Tune File# 1 c:\icpchem\1\7500\nogas.u
Tune File# 2 C:\ICPCHEM\1\7500\
Tune File# 3 C:\ICPCHEM\1\7500\

ISTD Ref File : C:\ICPCHEM\1\DATA\16D20p00.B\003CALB.D\003CALB.D#

0 :Element Failures
0 :ISTD Failures
0 :Max. Number of Failures Allowed
0 :Max. Number of ISTD Failures Allowed

ICS-AB QC Report

Data File: C:\ICPCHEM\1\DATA\16D20p00.B\012ICSB.D\012ICSB.D#
Date Acquired: Apr 20 2016 03:55 pm
Acq. Method: DW_AsPb.M
Operator:
Sample Name: ICSAB 4335938
Misc Info:
Vial Number: 4505
Current Method: C:\ICPCHEM\1\METHODS\DW_AsPb.M
Calibration File: C:\ICPCHEM\1\CALIB\DW_AsPb.C
Last Cal. Update: Apr 20 2016 03:42 pm
Sample Type: ICSAB
Dilution Factor: 1.00

Data Results:
Analytes: Pass
ISTD: Pass

QC Elements

Element	IS Ref	Tune	Conc. ug/L	RSD(%)	Expected	%Recovery	QC Range(%)	Flag
75 As	74	1	97.72	0.23	100	97.7	80 - 120	
208 Pb	209	1	0.26	6.82	---		-	

ISTD Elements

Element	Tune	CPS Mean	RSD(%)	Ref Value	Rec(%)	QC Range(%)	Flag
74 Ge	1	529383	2.52	616675	85.8	60 - 125	
209 Bi	1	2235590	0.60	2724981	82.0	60 - 125	

Tune File# 1 c:\icpchem\1\7500\nogas.u
Tune File# 2 C:\ICPCHEM\1\7500\
Tune File# 3 C:\ICPCHEM\1\7500\

ISTD Ref File : C:\ICPCHEM\1\DATA\16D20p00.B\003CALB.D\003CALB.D#

0 :Element Failures
0 :ISTD Failures
0 :Max. Number of Failures Allowed
0 :Max. Number of ISTD Failures Allowed

Sample QC Report

Data File: C:\ICPCHEM\1\DATA\16D20p00.B\013SMPL.D\013SMPL.D#
Date Acquired: Apr 20 2016 03:58 pm
Acq. Method: DW_AsPb.M
Operator:
Sample Name: Rn chk
Misc Info:
Vial Number: 2
Current Method: C:\ICPCHEM\1\METHODS\DW_AsPb.M
Calibration File: C:\ICPCHEM\1\CALIB\DW_AsPb.C
Last Cal. Update: Apr 20 2016 03:42 pm
Sample Type: Sample
Dilution Factor: 1.00
Autodil Factor: Undiluted
Final Dil Factor: 1.00

Data Results:
Analytes: Pass
ISTD: Pass

QC Elements

Element	IS Ref	Tune	Corr Conc	Raw Conc	Units	RSD(%)	High Limit	Flag
75 As	74	1	-0.10	-0.10	ug/l	29.76	1800.00	
208 Pb	209	1	0.01	0.01	ug/l	34.37	1800.00	

ISTD Elements

Element	Tune	CPS Mean	RSD(%)	Ref Value	Rec(%)	QC Range(%)	Flag
74 Ge	1	606564	2.41	616675	98.4	60 - 125	
209 Bi	1	2667053	0.56	2724981	97.9	60 - 125	

Tune File# 1 c:\icpchem\1\7500\nogas.u
Tune File# 2 C:\ICPCHEM\1\7500\
Tune File# 3 C:\ICPCHEM\1\7500\

ISTD Ref File : C:\ICPCHEM\1\DATA\16D20p00.B\003CALB.D\003CALB.D#

0 :Element Failures
0 :ISTD Failures
0 :Max. Number of Failures Allowed
0 :Max. Number of ISTD Failures Allowed

Sample QC Report

Data File: C:\ICPCHEM\1\DATA\16D20p00.B\014SMPL.D\014SMPL.D#
Date Acquired: Apr 20 2016 04:01 pm
Acq. Method: DW_AsPb.M
Operator:
Sample Name: Rn chk
Misc Info:
Vial Number: 2
Current Method: C:\ICPCHEM\1\METHODS\DW_AsPb.M
Calibration File: C:\ICPCHEM\1\CALIB\DW_AsPb.C
Last Cal. Update: Apr 20 2016 03:42 pm
Sample Type: Sample
Dilution Factor: 1.00
Autodil Factor: Undiluted
Final Dil Factor: 1.00

Data Results:
Analytes: Pass
ISTD: Pass

QC Elements

Element	IS Ref	Tune	Corr Conc	Raw Conc	Units	RSD(%)	High Limit	Flag
75 As	74	1	-0.08	-0.08	ug/l	41.35	1800.00	
208 Pb	209	1	0.00	0.00	ug/l	23.84	1800.00	

ISTD Elements

Element	Tune	CPS Mean	RSD(%)	Ref Value	Rec(%)	QC Range(%)	Flag
74 Ge	1	611727	2.37	616675	99.2	60 - 125	
209 Bi	1	2686411	1.53	2724981	98.6	60 - 125	

Tune File# 1 c:\icpchem\1\7500\nogas.u
Tune File# 2 C:\ICPCHEM\1\7500\
Tune File# 3 C:\ICPCHEM\1\7500\

ISTD Ref File : C:\ICPCHEM\1\DATA\16D20p00.B\003CALB.D\003CALB.D#

0 :Element Failures
0 :ISTD Failures
0 :Max. Number of Failures Allowed
0 :Max. Number of ISTD Failures Allowed

Continuing Calibration Verification (CCV) QC Report

Data File: C:\ICPCHEM\1\DATA\16D20p00.B\015_CCV.D\015_CCV.D#
Date Acquired: Apr 20 2016 04:04 pm
Acq. Method: DW_AsPb.M
Operator:
Sample Name: CCV 4335932
Misc Info:
Vial Number: 1104
Current Method: C:\ICPCHEM\1\METHODS\DW_AsPb.M
Calibration File: C:\ICPCHEM\1\CALIB\DW_AsPb.C
Last Cal. Update: Apr 20 2016 03:42 pm
Sample Type: CCV
Prep Dil. Factor: 1.00
Autodil Factor: Undiluted
Final Dil Factor: 1.00

Data Results:
Analytes: Pass
ISTD: Pass

Analyte Elements

Element	IS Ref	Tune	Conc. ug/L	RSD(%)	Expected	Rec(%)	QC Range(%)	Flag
75 As	74	1	49.79	1.33	50	99.6	90 - 110	
208 Pb	209	1	50.12	2.61	50	100.2	90 - 110	

ISTD Elements

Element	Tune	CPS Mean	RSD(%)	Ref Value	Rec(%)	QC Range(%)	Flag
74 Ge	1	595407	2.38	616675	96.6	60 - 125	
209 Bi	1	2634651	0.43	2724981	96.7	60 - 125	

Tune File# 1 c:\icpchem\1\7500\nogas.u
Tune File# 2 C:\ICPCHEM\1\7500\
Tune File# 3 C:\ICPCHEM\1\7500\

ISTD Ref File : C:\ICPCHEM\1\DATA\16D20p00.B\003CALB.D\003CALB.D#

0 :Element Failures
0 :ISTD Failures
0 :Max. Number of Failures Allowed
0 :Max. Number of ISTD Failures Allowed

CCB QC Report

Data File: C:\ICPCHEM\1\DATA\16D20p00.B\016_CCB.D\016_CCB.D#
Date Acquired: Apr 20 2016 04:08 pm
Operator:
Sample Name: CCB
Misc Info:
Vial Number: 1101
Current Method: C:\ICPCHEM\1\METHODS\DW_AsPb.M
Calibration File: C:\ICPCHEM\1\CALIB\DW_AsPb.C
Last Cal Update: Apr 20 2016 03:42 pm
Sample Type: CCB
Total Dil Factor: 1.00

QC Elements

Element	Conc.	RSD(%)	High Limit	Flag
75 As	-0.03 ug/l	107.85	1.00	
208 Pb	0.00 ug/l	90.88	2.50	

ISTD Elements

Element	CPS Mean	RSD(%)	Ref Value	Rec(%)	QC Range(%)	Flag
74 Ge	616085.81	2.69	616675.00	99.9	60 - 125	
209 Bi	2689478.50	0.74	2724980.50	98.7	60 - 125	

ISTD Ref File : C:\ICPCHEM\1\DATA\16D20p00.B\003CALB.D\003CALB.D#

0 :Element Failures 0 :Max. Number of Failures Allowed
0 :ISTD Failures 0 :Max. Number of ISTD Failures Allowed

Data Results:

Analytes: Pass
ISTD: Pass

CCB QC Report

Data File: C:\ICPCHEM\1\DATA\16D20p00.B\017_CCB.D\017_CCB.D#
Date Acquired: Apr 20 2016 04:11 pm
Operator:
Sample Name: MB
Misc Info:
Vial Number: 2101
Current Method: C:\ICPCHEM\1\METHODS\DW_AsPb.M
Calibration File: C:\ICPCHEM\1\CALIB\DW_AsPb.C
Last Cal Update: Apr 20 2016 03:42 pm
Sample Type: CCB
Total Dil Factor: 1.00

QC Elements

Element	Conc.	RSD(%)	High Limit	Flag
75 As	-0.10 ug/l	32.20	1.00	
208 Pb	0.00 ug/l	103.99	2.50	

ISTD Elements

Element	CPS Mean	RSD(%)	Ref Value	Rec(%)	QC Range(%)	Flag
74 Ge	603393.25	5.09	616675.00	97.8	60 - 125	
209 Bi	2629806.80	4.27	2724980.50	96.5	60 - 125	

ISTD Ref File : C:\ICPCHEM\1\DATA\16D20p00.B\003CALB.D\003CALB.D#

0 :Element Failures 0 :Max. Number of Failures Allowed
0 :ISTD Failures 0 :Max. Number of ISTD Failures Allowed

Data Results:

Analytes: Pass
ISTD: Pass

Sample QC Report

Data File: C:\ICPCHEM\1\DATA\16D20p00.B\018SMPL.D\018SMPL.D#
Date Acquired: Apr 20 2016 04:13 pm
Acq. Method: DW_AsPb.M
Operator:
Sample Name: LCS
Misc Info:
Vial Number: 2102
Current Method: C:\ICPCHEM\1\METHODS\DW_AsPb.M
Calibration File: C:\ICPCHEM\1\CALIB\DW_AsPb.C
Last Cal. Update: Apr 20 2016 03:42 pm
Sample Type: Sample
Dilution Factor: 1.00
Autodil Factor: Undiluted
Final Dil Factor: 1.00

Data Results:
Analytes: Pass
ISTD: Pass

QC Elements

Element	IS Ref	Tune	Corr Conc	Raw Conc	Units	RSD(%)	High Limit	Flag
75 As	74	1	8.76	8.76	ug/l	1.37	1800.00	
208 Pb	209	1	4.57	4.57	ug/l	2.77	1800.00	

ISTD Elements

Element	Tune	CPS Mean	RSD(%)	Ref Value	Rec(%)	QC Range(%)	Flag
74 Ge	1	616333	3.16	616675	99.9	60 - 125	
209 Bi	1	2680963	1.43	2724981	98.4	60 - 125	

Tune File# 1 c:\icpchem\1\7500\nogas.u
Tune File# 2 C:\ICPCHEM\1\7500\
Tune File# 3 C:\ICPCHEM\1\7500\

ISTD Ref File : C:\ICPCHEM\1\DATA\16D20p00.B\003CALB.D\003CALB.D#

0 :Element Failures
0 :ISTD Failures
0 :Max. Number of Failures Allowed
0 :Max. Number of ISTD Failures Allowed

Sample QC Report

Data File: C:\ICPCHEM\1\DATA\16D20p00.B\019SMPL.D\019SMPL.D#
Date Acquired: Apr 20 2016 04:16 pm
Acq. Method: DW_AsPb.M
Operator:
Sample Name: ms 460-111791-A-14
Misc Info:
Vial Number: 2103
Current Method: C:\ICPCHEM\1\METHODS\DW_AsPb.M
Calibration File: C:\ICPCHEM\1\CALIB\DW_AsPb.C
Last Cal. Update: Apr 20 2016 03:42 pm
Sample Type: Sample
Dilution Factor: 1.00
Autodil Factor: Undiluted
Final Dil Factor: 1.00

Data Results:
Analytes: Pass
ISTD: Pass

QC Elements

Element	IS Ref	Tune	Corr Conc	Raw Conc	Units	RSD(%)	High Limit	Flag
75 As	74	1	9.73	9.73	ug/l	2.67	1800.00	
208 Pb	209	1	8.39	8.39	ug/l	2.55	1800.00	

ISTD Elements

Element	Tune	CPS Mean	RSD(%)	Ref Value	Rec(%)	QC Range(%)	Flag
74 Ge	1	606115	2.42	616675	98.3	60 - 125	
209 Bi	1	2552846	1.17	2724981	93.7	60 - 125	

Tune File# 1 c:\icpchem\1\7500\nogas.u
Tune File# 2 C:\ICPCHEM\1\7500\
Tune File# 3 C:\ICPCHEM\1\7500\

ISTD Ref File : C:\ICPCHEM\1\DATA\16D20p00.B\003CALB.D\003CALB.D#

0 :Element Failures
0 :ISTD Failures
0 :Max. Number of Failures Allowed
0 :Max. Number of ISTD Failures Allowed

Sample QC Report

Data File: C:\ICPCHEM\1\DATA\16D20p00.B\020SMPL.D\020SMPL.D#
Date Acquired: Apr 20 2016 04:19 pm
Acq. Method: DW_AsPb.M
Operator:
Sample Name: du 460-111791-B-14
Misc Info:
Vial Number: 2104
Current Method: C:\ICPCHEM\1\METHODS\DW_AsPb.M
Calibration File: C:\ICPCHEM\1\CALIB\DW_AsPb.C
Last Cal. Update: Apr 20 2016 03:42 pm
Sample Type: Sample
Dilution Factor: 1.00
Autodil Factor: Undiluted
Final Dil Factor: 1.00

Data Results:
Analytes: Pass
ISTD: Pass

QC Elements

Element	IS Ref	Tune	Corr Conc	Raw Conc	Units	RSD(%)	High Limit	Flag
75 As	74	1	0.09	0.09	ug/l	20.91	1800.00	
208 Pb	209	1	2.42	2.42	ug/l	3.07	1800.00	

ISTD Elements

Element	Tune	CPS Mean	RSD(%)	Ref Value	Rec(%)	QC Range(%)	Flag
74 Ge	1	609697	2.22	616675	98.9	60 - 125	
209 Bi	1	2568999	0.60	2724981	94.3	60 - 125	

Tune File# 1 c:\icpchem\1\7500\nogas.u
Tune File# 2 C:\ICPCHEM\1\7500\
Tune File# 3 C:\ICPCHEM\1\7500\

ISTD Ref File : C:\ICPCHEM\1\DATA\16D20p00.B\003CALB.D\003CALB.D#

0 :Element Failures — 0 :Max. Number of Failures Allowed
0 :ISTD Failures — 0 :Max. Number of ISTD Failures Allowed

Sample QC Report

Data File: C:\ICPCHEM\1\DATA\16D20p00.B\021SMPL.D\021SMPL.D#
Date Acquired: Apr 20 2016 04:22 pm
Acq. Method: DW_AsPb.M
Operator:
Sample Name: 460-111791-A-14
Misc Info:
Vial Number: 2105
Current Method: C:\ICPCHEM\1\METHODS\DW_AsPb.M
Calibration File: C:\ICPCHEM\1\CALIB\DW_AsPb.C
Last Cal. Update: Apr 20 2016 03:42 pm
Sample Type: Sample
Dilution Factor: 1.00
Autodil Factor: Undiluted
Final Dil Factor: 1.00

Data Results:
Analytes: Pass
ISTD: Pass

QC Elements

Element	IS Ref	Tune	Corr Conc	Raw Conc	Units	RSD(%)	High Limit	Flag
75 As	74	1	0.07	0.07	ug/l	96.51	1800.00	
208 Pb	209	1	3.59	3.59	ug/l	1.83	1800.00	

ISTD Elements

Element	Tune	CPS Mean	RSD(%)	Ref Value	Rec(%)	QC Range(%)	Flag
74 Ge	1	607530	2.85	616675	98.5	60 - 125	
209 Bi	1	2544332	0.44	2724981	93.4	60 - 125	

Tune File# 1 c:\icpchem\1\7500\nogas.u
Tune File# 2 C:\ICPCHEM\1\7500\
Tune File# 3 C:\ICPCHEM\1\7500\

ISTD Ref File : C:\ICPCHEM\1\DATA\16D20p00.B\003CALB.D\003CALB.D#

0 :Element Failures
0 :ISTD Failures
0 :Max. Number of Failures Allowed
0 :Max. Number of ISTD Failures Allowed

Sample QC Report

Data File: C:\ICPCHEM\1\DATA\16D20p00.B\022SMPL.D\022SMPL.D#
Date Acquired: Apr 20 2016 04:25 pm
Acq. Method: DW_AsPb.M
Operator:
Sample Name: sd 460-111791-A-14@5
Misc Info:
Vial Number: 2106
Current Method: C:\ICPCHEM\1\METHODS\DW_AsPb.M
Calibration File: C:\ICPCHEM\1\CALIB\DW_AsPb.C
Last Cal. Update: Apr 20 2016 03:42 pm
Sample Type: Sample
Dilution Factor: 5.00
Autodil Factor: Undiluted
Final Dil Factor: 5.00

Data Results:
Analytes: Pass
ISTD: Pass

QC Elements

Element	IS Ref	Tune	Corr Conc	Raw Conc	Units	RSD(%)	High Limit	Flag
75 As	74	1	0.21	0.04	ug/l	288.38	1800.00	
208 Pb	209	1	6.83	1.37	ug/l	2.63	1800.00	

ISTD Elements

Element	Tune	CPS Mean	RSD(%)	Ref Value	Rec(%)	QC Range(%)	Flag
74 Ge	1	613786	2.56	616675	99.5	60 - 125	
209 Bi	1	2634897	0.61	2724981	96.7	60 - 125	

Tune File# 1 c:\icpchem\1\7500\nogas.u
Tune File# 2 C:\ICPCHEM\1\7500\
Tune File# 3 C:\ICPCHEM\1\7500\

ISTD Ref File : C:\ICPCHEM\1\DATA\16D20p00.B\003CALB.D\003CALB.D#

0 :Element Failures
0 :ISTD Failures
0 :Max. Number of Failures Allowed
0 :Max. Number of ISTD Failures Allowed

Sample QC Report

Data File: C:\ICPCHEM\1\DATA\16D20p00.B\023SMPL.D\023SMPL.D#
Date Acquired: Apr 20 2016 04:28 pm
Acq. Method: DW_AsPb.M
Operator:
Sample Name: 460-111791-A-1
Misc Info:
Vial Number: 2107
Current Method: C:\ICPCHEM\1\METHODS\DW_AsPb.M
Calibration File: C:\ICPCHEM\1\CALIB\DW_AsPb.C
Last Cal. Update: Apr 20 2016 03:42 pm
Sample Type: Sample
Dilution Factor: 1.00
Autodil Factor: Undiluted
Final Dil Factor: 1.00

Data Results:
Analytes: Pass
ISTD: Pass

QC Elements

Element	IS Ref	Tune	Corr Conc	Raw Conc	Units	RSD(%)	High Limit	Flag
75 As	74	1	0.24	0.24	ug/l	46.45	1800.00	
208 Pb	209	1	7.81	7.81	ug/l	1.62	1800.00	

ISTD Elements

Element	Tune	CPS Mean	RSD(%)	Ref Value	Rec(%)	QC Range(%)	Flag
74 Ge	1	604032	4.41	616675	97.9	60 - 125	
209 Bi	1	2557078	3.35	2724981	93.8	60 - 125	

Tune File# 1 c:\icpchem\1\7500\nogas.u
Tune File# 2 C:\ICPCHEM\1\7500\
Tune File# 3 C:\ICPCHEM\1\7500\

ISTD Ref File : C:\ICPCHEM\1\DATA\16D20p00.B\003CALB.D\003CALB.D#

0 :Element Failures
0 :ISTD Failures
0 :Max. Number of Failures Allowed
0 :Max. Number of ISTD Failures Allowed

Sample QC Report

Data File: C:\ICPCHEM\1\DATA\16D20p00.B\024SMPL.D\024SMPL.D#
Date Acquired: Apr 20 2016 04:31 pm
Acq. Method: DW_AsPb.M
Operator:
Sample Name: ms 460-111791-A-1
Misc Info:
Vial Number: 2108
Current Method: C:\ICPCHEM\1\METHODS\DW_AsPb.M
Calibration File: C:\ICPCHEM\1\CALIB\DW_AsPb.C
Last Cal. Update: Apr 20 2016 03:42 pm
Sample Type: Sample
Dilution Factor: 1.00
Autodil Factor: Undiluted
Final Dil Factor: 1.00

Data Results:
Analytes: Pass
ISTD: Pass

QC Elements

Element	IS Ref	Tune	Corr Conc	Raw Conc	Units	RSD(%)	High Limit	Flag
75 As	74	1	9.71	9.71	ug/l	2.33	1800.00	
208 Pb	209	1	12.48	12.48	ug/l	3.11	1800.00	

ISTD Elements

Element	Tune	CPS Mean	RSD(%)	Ref Value	Rec(%)	QC Range(%)	Flag
74 Ge	1	620049	2.25	616675	100.5	60 - 125	
209 Bi	1	2607533	0.68	2724981	95.7	60 - 125	

Tune File# 1 c:\icpchem\1\7500\nogas.u
Tune File# 2 C:\ICPCHEM\1\7500\
Tune File# 3 C:\ICPCHEM\1\7500\

ISTD Ref File : C:\ICPCHEM\1\DATA\16D20p00.B\003CALB.D\003CALB.D#

0 :Element Failures
0 :ISTD Failures
0 :Max. Number of Failures Allowed
0 :Max. Number of ISTD Failures Allowed

Sample QC Report

Data File: C:\ICPCHEM\1\DATA\16D20p00.B\025SMPL.D\025SMPL.D#
Date Acquired: Apr 20 2016 04:33 pm
Acq. Method: DW_AsPb.M
Operator:
Sample Name: 460-111791-A-2
Misc Info:
Vial Number: 2109
Current Method: C:\ICPCHEM\1\METHODS\DW_AsPb.M
Calibration File: C:\ICPCHEM\1\CALIB\DW_AsPb.C
Last Cal. Update: Apr 20 2016 03:42 pm
Sample Type: Sample
Dilution Factor: 1.00
Autodil Factor: Undiluted
Final Dil Factor: 1.00

Data Results:
Analytes: Pass
ISTD: Pass

QC Elements

Element	IS Ref	Tune	Corr Conc	Raw Conc	Units	RSD(%)	High Limit	Flag
75 As	74	1	-0.04	-0.04	ug/l	34.23	1800.00	
208 Pb	209	1	0.00	0.00	ug/l	164.04	1800.00	

ISTD Elements

Element	Tune	CPS Mean	RSD(%)	Ref Value	Rec(%)	QC Range(%)	Flag
74 Ge	1	635030	2.66	616675	103.0	60 - 125	
209 Bi	1	2725612	1.35	2724981	100.0	60 - 125	

Tune File# 1 c:\icpchem\1\7500\nogas.u
Tune File# 2 C:\ICPCHEM\1\7500\
Tune File# 3 C:\ICPCHEM\1\7500\

ISTD Ref File : C:\ICPCHEM\1\DATA\16D20p00.B\003CALB.D\003CALB.D#

0 :Element Failures
0 :ISTD Failures
0 :Max. Number of Failures Allowed
0 :Max. Number of ISTD Failures Allowed

Sample QC Report

Data File: C:\ICPCHEM\1\DATA\16D20p00.B\026SMPL.D\026SMPL.D#
Date Acquired: Apr 20 2016 04:36 pm
Acq. Method: DW_AsPb.M
Operator:
Sample Name: 460-111791-A-3
Misc Info:
Vial Number: 2110
Current Method: C:\ICPCHEM\1\METHODS\DW_AsPb.M
Calibration File: C:\ICPCHEM\1\CALIB\DW_AsPb.C
Last Cal. Update: Apr 20 2016 03:42 pm
Sample Type: Sample
Dilution Factor: 1.00
Autodil Factor: Undiluted
Final Dil Factor: 1.00

Data Results:
Analytes: Pass
ISTD: Pass

QC Elements

Element	IS Ref	Tune	Corr Conc	Raw Conc	Units	RSD(%)	High Limit	Flag
75 As	74	1	0.12	0.12	ug/l	94.59	1800.00	
208 Pb	209	1	14.18	14.18	ug/l	2.58	1800.00	

ISTD Elements

Element	Tune	CPS Mean	RSD(%)	Ref Value	Rec(%)	QC Range(%)	Flag
74 Ge	1	615456	2.58	616675	99.8	60 - 125	
209 Bi	1	2601413	0.63	2724981	95.5	60 - 125	

Tune File# 1 c:\icpchem\1\7500\nogas.u
Tune File# 2 C:\ICPCHEM\1\7500\
Tune File# 3 C:\ICPCHEM\1\7500\

ISTD Ref File : C:\ICPCHEM\1\DATA\16D20p00.B\003CALB.D\003CALB.D#

0 :Element Failures
0 :ISTD Failures
0 :Max. Number of Failures Allowed
0 :Max. Number of ISTD Failures Allowed

Continuing Calibration Verification (CCV) QC Report

Data File: C:\ICPCHEM\1\DATA\16D20p00.B\027_CCV.D\027_CCV.D#
Date Acquired: Apr 20 2016 04:39 pm
Acq. Method: DW_AsPb.M
Operator:
Sample Name: CCV 4335932
Misc Info:
Vial Number: 1104
Current Method: C:\ICPCHEM\1\METHODS\DW_AsPb.M
Calibration File: C:\ICPCHEM\1\CALIB\DW_AsPb.C
Last Cal. Update: Apr 20 2016 03:42 pm
Sample Type: CCV
Prep Dil. Factor: 1.00
Autodil Factor: Undiluted
Final Dil Factor: 1.00

Data Results:
Analytes: Pass
ISTD: Pass

Analyte Elements

Element	IS Ref	Tune	Conc. ug/L	RSD(%)	Expected	Rec(%)	QC Range(%)	Flag
75 As	74	1	49.93	0.55	50	99.9	90 - 110	
208 Pb	209	1	49.80	2.69	50	99.6	90 - 110	

ISTD Elements

Element	Tune	CPS Mean	RSD(%)	Ref Value	Rec(%)	QC Range(%)	Flag
74 Ge	1	607537	2.38	616675	98.5	60 - 125	
209 Bi	1	2680628	0.50	2724981	98.4	60 - 125	

Tune File# 1 c:\icpchem\1\7500\nogas.u
Tune File# 2 C:\ICPCHEM\1\7500\
Tune File# 3 C:\ICPCHEM\1\7500\

ISTD Ref File : C:\ICPCHEM\1\DATA\16D20p00.B\003CALB.D\003CALB.D#

0 :Element Failures
0 :ISTD Failures
0 :Max. Number of Failures Allowed
0 :Max. Number of ISTD Failures Allowed

CCB QC Report

Data File: C:\ICPCHEM\1\DATA\16D20p00.B\028_CCB.D\028_CCB.D#
Date Acquired: Apr 20 2016 04:42 pm
Operator:
Sample Name: CCB
Misc Info:
Vial Number: 1101
Current Method: C:\ICPCHEM\1\METHODS\DW_AsPb.M
Calibration File: C:\ICPCHEM\1\CALIB\DW_AsPb.C
Last Cal Update: Apr 20 2016 03:42 pm
Sample Type: CCB
Total Dil Factor: 1.00

QC Elements

Element	Conc.	RSD(%)	High Limit	Flag
75 As	-0.06 ug/l	51.91	1.00	
208 Pb	0.00 ug/l	169.01	2.50	

ISTD Elements

Element	CPS Mean	RSD(%)	Ref Value	Rec(%)	QC Range(%)	Flag
74 Ge	627041.00	2.35	616675.00	101.7	60 - 125	
209 Bi	2735443.30	1.24	2724980.50	100.4	60 - 125	

ISTD Ref File : C:\ICPCHEM\1\DATA\16D20p00.B\003CALB.D\003CALB.D#

0 :Element Failures 0 :Max. Number of Failures Allowed
0 :ISTD Failures 0 :Max. Number of ISTD Failures Allowed

Data Results:

Analytes: Pass
ISTD: Pass

Sample QC Report

Data File: C:\ICPCHEM\1\DATA\16D20p00.B\029SMPL.D\029SMPL.D#
Date Acquired: Apr 20 2016 04:45 pm
Acq. Method: DW_AsPb.M
Operator:
Sample Name: 460-111791-A-4
Misc Info:
Vial Number: 2111
Current Method: C:\ICPCHEM\1\METHODS\DW_AsPb.M
Calibration File: C:\ICPCHEM\1\CALIB\DW_AsPb.C
Last Cal. Update: Apr 20 2016 03:42 pm
Sample Type: Sample
Dilution Factor: 1.00
Autodil Factor: Undiluted
Final Dil Factor: 1.00

Data Results:
Analytes: Pass
ISTD: Pass

QC Elements

Element	IS Ref	Tune	Corr Conc	Raw Conc	Units	RSD(%)	High Limit	Flag
75 As	74	1	0.16	0.16	ug/l	20.89	1800.00	
208 Pb	209	1	6.66	6.66	ug/l	2.12	1800.00	

ISTD Elements

Element	Tune	CPS Mean	RSD(%)	Ref Value	Rec(%)	QC Range(%)	Flag
74 Ge	1	619974	2.94	616675	100.5	60 - 125	
209 Bi	1	2619829	1.03	2724981	96.1	60 - 125	

Tune File# 1 c:\icpchem\1\7500\nogas.u
Tune File# 2 C:\ICPCHEM\1\7500\
Tune File# 3 C:\ICPCHEM\1\7500\

ISTD Ref File : C:\ICPCHEM\1\DATA\16D20p00.B\003CALB.D\003CALB.D#

0 :Element Failures
0 :ISTD Failures
0 :Max. Number of Failures Allowed
0 :Max. Number of ISTD Failures Allowed

Sample QC Report

Data File: C:\ICPCHEM\1\DATA\16D20p00.B\030SMPL.D\030SMPL.D#
Date Acquired: Apr 20 2016 04:48 pm
Acq. Method: DW_AsPb.M
Operator:
Sample Name: 460-111791-A-5
Misc Info:
Vial Number: 2112
Current Method: C:\ICPCHEM\1\METHODS\DW_AsPb.M
Calibration File: C:\ICPCHEM\1\CALIB\DW_AsPb.C
Last Cal. Update: Apr 20 2016 03:42 pm
Sample Type: Sample
Dilution Factor: 1.00
Autodil Factor: Undiluted
Final Dil Factor: 1.00

Data Results:
Analytes: Pass
ISTD: Pass

QC Elements

Element	IS Ref	Tune	Corr Conc	Raw Conc	Units	RSD(%)	High Limit	Flag
75 As	74	1	0.19	0.19	ug/l	26.09	1800.00	
208 Pb	209	1	30.43	30.43	ug/l	2.03	1800.00	

ISTD Elements

Element	Tune	CPS Mean	RSD(%)	Ref Value	Rec(%)	QC Range(%)	Flag
74 Ge	1	614912	2.68	616675	99.7	60 - 125	
209 Bi	1	2610410	0.69	2724981	95.8	60 - 125	

Tune File# 1 c:\icpchem\1\7500\nogas.u
Tune File# 2 C:\ICPCHEM\1\7500\
Tune File# 3 C:\ICPCHEM\1\7500\

ISTD Ref File : C:\ICPCHEM\1\DATA\16D20p00.B\003CALB.D\003CALB.D#

0 :Element Failures
0 :ISTD Failures
0 :Max. Number of Failures Allowed
0 :Max. Number of ISTD Failures Allowed

Sample QC Report

Data File: C:\ICPCHEM\1\DATA\16D20p00.B\031SMPL.D\031SMPL.D#
Date Acquired: Apr 20 2016 04:51 pm
Acq. Method: DW_AsPb.M
Operator:
Sample Name: 460-111791-A-6
Misc Info:
Vial Number: 2201
Current Method: C:\ICPCHEM\1\METHODS\DW_AsPb.M
Calibration File: C:\ICPCHEM\1\CALIB\DW_AsPb.C
Last Cal. Update: Apr 20 2016 03:42 pm
Sample Type: Sample
Dilution Factor: 1.00
Autodil Factor: Undiluted
Final Dil Factor: 1.00

Data Results:
Analytes: Pass
ISTD: Pass

QC Elements

Element	IS Ref	Tune	Corr Conc	Raw Conc	Units	RSD(%)	High Limit	Flag
75 As	74	1	0.05	0.05	ug/l	134.60	1800.00	
208 Pb	209	1	1.56	1.56	ug/l	11.15	1800.00	

ISTD Elements

Element	Tune	CPS Mean	RSD(%)	Ref Value	Rec(%)	QC Range(%)	Flag
74 Ge	1	602983	1.95	616675	97.8	60 - 125	
209 Bi	1	2468560	7.04	2724981	90.6	60 - 125	

Tune File# 1 c:\icpchem\1\7500\nogas.u
Tune File# 2 C:\ICPCHEM\1\7500\
Tune File# 3 C:\ICPCHEM\1\7500\

ISTD Ref File : C:\ICPCHEM\1\DATA\16D20p00.B\003CALB.D\003CALB.D#

0 :Element Failures
0 :ISTD Failures
0 :Max. Number of Failures Allowed
0 :Max. Number of ISTD Failures Allowed

Sample QC Report

Data File: C:\ICPCHEM\1\DATA\16D20p00.B\032SMPL.D\032SMPL.D#
Date Acquired: Apr 20 2016 04:53 pm
Acq. Method: DW_AsPb.M
Operator:
Sample Name: 460-111791-A-7
Misc Info:
Vial Number: 2202
Current Method: C:\ICPCHEM\1\METHODS\DW_AsPb.M
Calibration File: C:\ICPCHEM\1\CALIB\DW_AsPb.C
Last Cal. Update: Apr 20 2016 03:42 pm
Sample Type: Sample
Dilution Factor: 1.00
Autodil Factor: Undiluted
Final Dil Factor: 1.00

Data Results:
Analytes: Pass
ISTD: Pass

QC Elements

Element	IS Ref	Tune	Corr Conc	Raw Conc	Units	RSD(%)	High Limit	Flag
75 As	74	1	0.08	0.08	ug/l	101.02	1800.00	
208 Pb	209	1	0.02	0.02	ug/l	3.42	1800.00	

ISTD Elements

Element	Tune	CPS Mean	RSD(%)	Ref Value	Rec(%)	QC Range(%)	Flag
74 Ge	1	638249	2.60	616675	103.5	60 - 125	
209 Bi	1	2772617	0.58	2724981	101.7	60 - 125	

Tune File# 1 c:\icpchem\1\7500\nogas.u
Tune File# 2 C:\ICPCHEM\1\7500\
Tune File# 3 C:\ICPCHEM\1\7500\

ISTD Ref File : C:\ICPCHEM\1\DATA\16D20p00.B\003CALB.D\003CALB.D#

0 :Element Failures
0 :ISTD Failures
0 :Max. Number of Failures Allowed
0 :Max. Number of ISTD Failures Allowed

Sample QC Report

Data File: C:\ICPCHEM\1\DATA\16D20p00.B\033SMPL.D\033SMPL.D#
Date Acquired: Apr 20 2016 04:56 pm
Acq. Method: DW_AsPb.M
Operator:
Sample Name: 460-111791-A-8
Misc Info:
Vial Number: 2203
Current Method: C:\ICPCHEM\1\METHODS\DW_AsPb.M
Calibration File: C:\ICPCHEM\1\CALIB\DW_AsPb.C
Last Cal. Update: Apr 20 2016 03:42 pm
Sample Type: Sample
Dilution Factor: 1.00
Autodil Factor: Undiluted
Final Dil Factor: 1.00

Data Results:
Analytes: Pass
ISTD: Pass

QC Elements

Element	IS Ref	Tune	Corr Conc	Raw Conc	Units	RSD(%)	High Limit	Flag
75 As	74	1	0.13	0.13	ug/l	51.83	1800.00	
208 Pb	209	1	10.07	10.07	ug/l	3.09	1800.00	

ISTD Elements

Element	Tune	CPS Mean	RSD(%)	Ref Value	Rec(%)	QC Range(%)	Flag
74 Ge	1	623624	2.46	616675	101.1	60 - 125	
209 Bi	1	2635214	0.21	2724981	96.7	60 - 125	

Tune File# 1 c:\icpchem\1\7500\nogas.u
Tune File# 2 C:\ICPCHEM\1\7500\
Tune File# 3 C:\ICPCHEM\1\7500\

ISTD Ref File : C:\ICPCHEM\1\DATA\16D20p00.B\003CALB.D\003CALB.D#

0 :Element Failures
0 :ISTD Failures
0 :Max. Number of Failures Allowed
0 :Max. Number of ISTD Failures Allowed

Sample QC Report

Data File: C:\ICPCHEM\1\DATA\16D20p00.B\034SMPL.D\034SMPL.D#
Date Acquired: Apr 20 2016 04:59 pm
Acq. Method: DW_AsPb.M
Operator:
Sample Name: 460-111791-A-9
Misc Info:
Vial Number: 2204
Current Method: C:\ICPCHEM\1\METHODS\DW_AsPb.M
Calibration File: C:\ICPCHEM\1\CALIB\DW_AsPb.C
Last Cal. Update: Apr 20 2016 03:42 pm
Sample Type: Sample
Dilution Factor: 1.00
Autodil Factor: Undiluted
Final Dil Factor: 1.00

Data Results:
Analytes: Pass
ISTD: Pass

QC Elements

Element	IS Ref	Tune	Corr Conc	Raw Conc	Units	RSD(%)	High Limit	Flag
75 As	74	1	0.30	0.30	ug/l	8.26	1800.00	
208 Pb	209	1	12.52	12.52	ug/l	1.95	1800.00	

ISTD Elements

Element	Tune	CPS Mean	RSD(%)	Ref Value	Rec(%)	QC Range(%)	Flag
74 Ge	1	619457	2.70	616675	100.5	60 - 125	
209 Bi	1	2620479	1.34	2724981	96.2	60 - 125	

Tune File# 1 c:\icpchem\1\7500\nogas.u
Tune File# 2 C:\ICPCHEM\1\7500\
Tune File# 3 C:\ICPCHEM\1\7500\

ISTD Ref File : C:\ICPCHEM\1\DATA\16D20p00.B\003CALB.D\003CALB.D#

0 :Element Failures
0 :ISTD Failures
0 :Max. Number of Failures Allowed
0 :Max. Number of ISTD Failures Allowed

Sample QC Report

Data File: C:\ICPCHEM\1\DATA\16D20p00.B\035SMPL.D\035SMPL.D#
Date Acquired: Apr 20 2016 05:02 pm
Acq. Method: DW_AsPb.M
Operator:
Sample Name: 460-111791-A-10
Misc Info:
Vial Number: 2205
Current Method: C:\ICPCHEM\1\METHODS\DW_AsPb.M
Calibration File: C:\ICPCHEM\1\CALIB\DW_AsPb.C
Last Cal. Update: Apr 20 2016 03:42 pm
Sample Type: Sample
Dilution Factor: 1.00
Autodil Factor: Undiluted
Final Dil Factor: 1.00

Data Results:
Analytes: Pass
ISTD: Pass

QC Elements

Element	IS Ref	Tune	Corr Conc	Raw Conc	Units	RSD(%)	High Limit	Flag
75 As	74	1	0.13	0.13	ug/l	21.82	1800.00	
208 Pb	209	1	1.79	1.79	ug/l	2.29	1800.00	

ISTD Elements

Element	Tune	CPS Mean	RSD(%)	Ref Value	Rec(%)	QC Range(%)	Flag
74 Ge	1	617509	2.81	616675	100.1	60 - 125	
209 Bi	1	2598694	1.19	2724981	95.4	60 - 125	

Tune File# 1 c:\icpchem\1\7500\nogas.u
Tune File# 2 C:\ICPCHEM\1\7500\
Tune File# 3 C:\ICPCHEM\1\7500\

ISTD Ref File : C:\ICPCHEM\1\DATA\16D20p00.B\003CALB.D\003CALB.D#

0 :Element Failures
0 :ISTD Failures
0 :Max. Number of Failures Allowed
0 :Max. Number of ISTD Failures Allowed

Sample QC Report

Data File: C:\ICPCHEM\1\DATA\16D20p00.B\036SMPL.D\036SMPL.D#
Date Acquired: Apr 20 2016 05:05 pm
Acq. Method: DW_AsPb.M
Operator:
Sample Name: 460-111791-A-11
Misc Info:
Vial Number: 2206
Current Method: C:\ICPCHEM\1\METHODS\DW_AsPb.M
Calibration File: C:\ICPCHEM\1\CALIB\DW_AsPb.C
Last Cal. Update: Apr 20 2016 03:42 pm
Sample Type: Sample
Dilution Factor: 1.00
Autodil Factor: Undiluted
Final Dil Factor: 1.00

Data Results:
Analytes: Pass
ISTD: Pass

QC Elements

Element	IS Ref	Tune	Corr Conc	Raw Conc	Units	RSD(%)	High Limit	Flag
75 As	74	1	0.13	0.13	ug/l	46.30	1800.00	
208 Pb	209	1	0.00	0.00	ug/l	54.63	1800.00	

ISTD Elements

Element	Tune	CPS Mean	RSD(%)	Ref Value	Rec(%)	QC Range(%)	Flag
74 Ge	1	629357	2.53	616675	102.1	60 - 125	
209 Bi	1	2720187	0.57	2724981	99.8	60 - 125	

Tune File# 1 c:\icpchem\1\7500\nogas.u
Tune File# 2 C:\ICPCHEM\1\7500\
Tune File# 3 C:\ICPCHEM\1\7500\

ISTD Ref File : C:\ICPCHEM\1\DATA\16D20p00.B\003CALB.D\003CALB.D#

0 :Element Failures
0 :ISTD Failures
0 :Max. Number of Failures Allowed
0 :Max. Number of ISTD Failures Allowed

Sample QC Report

Data File: C:\ICPCHEM\1\DATA\16D20p00.B\037SMPL.D\037SMPL.D#
Date Acquired: Apr 20 2016 05:08 pm
Acq. Method: DW_AsPb.M
Operator:
Sample Name: 460-111791-A-12
Misc Info:
Vial Number: 2207
Current Method: C:\ICPCHEM\1\METHODS\DW_AsPb.M
Calibration File: C:\ICPCHEM\1\CALIB\DW_AsPb.C
Last Cal. Update: Apr 20 2016 03:42 pm
Sample Type: Sample
Dilution Factor: 1.00
Autodil Factor: Undiluted
Final Dil Factor: 1.00

Data Results:
Analytes: Pass
ISTD: Pass

QC Elements

Element	IS Ref	Tune	Corr Conc	Raw Conc	Units	RSD(%)	High Limit	Flag
75 As	74	1	0.07	0.07	ug/l	61.61	1800.00	
208 Pb	209	1	6.05	6.05	ug/l	2.41	1800.00	

ISTD Elements

Element	Tune	CPS Mean	RSD(%)	Ref Value	Rec(%)	QC Range(%)	Flag
74 Ge	1	619228	2.82	616675	100.4	60 - 125	
209 Bi	1	2600994	0.59	2724981	95.5	60 - 125	

Tune File# 1 c:\icpchem\1\7500\nogas.u
Tune File# 2 C:\ICPCHEM\1\7500\
Tune File# 3 C:\ICPCHEM\1\7500\

ISTD Ref File : C:\ICPCHEM\1\DATA\16D20p00.B\003CALB.D\003CALB.D#

0 :Element Failures
0 :ISTD Failures
0 :Max. Number of Failures Allowed
0 :Max. Number of ISTD Failures Allowed

Sample QC Report

Data File: C:\ICPCHEM\1\DATA\16D20p00.B\038SMPL.D\038SMPL.D#
Date Acquired: Apr 20 2016 05:11 pm
Acq. Method: DW_AsPb.M
Operator:
Sample Name: 460-111791-A-13
Misc Info:
Vial Number: 2208
Current Method: C:\ICPCHEM\1\METHODS\DW_AsPb.M
Calibration File: C:\ICPCHEM\1\CALIB\DW_AsPb.C
Last Cal. Update: Apr 20 2016 03:42 pm
Sample Type: Sample
Dilution Factor: 1.00
Autodil Factor: Undiluted
Final Dil Factor: 1.00

Data Results:
Analytes: Pass
ISTD: Pass

QC Elements

Element	IS Ref	Tune	Corr Conc	Raw Conc	Units	RSD(%)	High Limit	Flag
75 As	74	1	0.12	0.12	ug/l	25.33	1800.00	
208 Pb	209	1	0.52	0.52	ug/l	3.50	1800.00	

ISTD Elements

Element	Tune	CPS Mean	RSD(%)	Ref Value	Rec(%)	QC Range(%)	Flag
74 Ge	1	618312	2.55	616675	100.3	60 - 125	
209 Bi	1	2603293	0.78	2724981	95.5	60 - 125	

Tune File# 1 c:\icpchem\1\7500\nogas.u
Tune File# 2 C:\ICPCHEM\1\7500\
Tune File# 3 C:\ICPCHEM\1\7500\

ISTD Ref File : C:\ICPCHEM\1\DATA\16D20p00.B\003CALB.D\003CALB.D#

0 :Element Failures
0 :ISTD Failures
0 :Max. Number of Failures Allowed
0 :Max. Number of ISTD Failures Allowed

Continuing Calibration Verification (CCV) QC Report

Data File: C:\ICPCHEM\1\DATA\16D20p00.B\039_CCV.D\039_CCV.D#
Date Acquired: Apr 20 2016 05:13 pm
Acq. Method: DW_AsPb.M
Operator:
Sample Name: CCV 4335932
Misc Info:
Vial Number: 1104
Current Method: C:\ICPCHEM\1\METHODS\DW_AsPb.M
Calibration File: C:\ICPCHEM\1\CALIB\DW_AsPb.C
Last Cal. Update: Apr 20 2016 03:42 pm
Sample Type: CCV
Prep Dil. Factor: 1.00
Autodil Factor: Undiluted
Final Dil Factor: 1.00

Data Results:
Analytes: Pass
ISTD: Pass

Analyte Elements

Element	IS Ref	Tune	Conc. ug/L	RSD(%)	Expected	Rec(%)	QC Range(%)	Flag
75 As	74	1	49.56	1.24	50	99.1	90 - 110	
208 Pb	209	1	49.61	2.11	50	99.2	90 - 110	

ISTD Elements

Element	Tune	CPS Mean	RSD(%)	Ref Value	Rec(%)	QC Range(%)	Flag
74 Ge	1	605662	2.09	616675	98.2	60 - 125	
209 Bi	1	2685116	0.98	2724981	98.5	60 - 125	

Tune File# 1 c:\icpchem\1\7500\nogas.u
Tune File# 2 C:\ICPCHEM\1\7500\
Tune File# 3 C:\ICPCHEM\1\7500\

ISTD Ref File : C:\ICPCHEM\1\DATA\16D20p00.B\003CALB.D\003CALB.D#

0 :Element Failures
0 :ISTD Failures
0 :Max. Number of Failures Allowed
0 :Max. Number of ISTD Failures Allowed

CCB QC Report

Data File: C:\ICPCHEM\1\DATA\16D20p00.B\040_CCB.D\040_CCB.D#
Date Acquired: Apr 20 2016 05:16 pm
Operator:
Sample Name: CCB
Misc Info:
Vial Number: 1101
Current Method: C:\ICPCHEM\1\METHODS\DW_AsPb.M
Calibration File: C:\ICPCHEM\1\CALIB\DW_AsPb.C
Last Cal Update: Apr 20 2016 03:42 pm
Sample Type: CCB
Total Dil Factor: 1.00

QC Elements

Element	Conc.	RSD(%)	High Limit	Flag
75 As	-0.05 ug/l	147.92	1.00	
208 Pb	0.00 ug/l	102.26	2.50	

ISTD Elements

Element	CPS Mean	RSD(%)	Ref Value	Rec(%)	QC Range(%)	Flag
74 Ge	624295.31	2.23	616675.00	101.2	60 - 125	
209 Bi	2736457.80	0.96	2724980.50	100.4	60 - 125	

ISTD Ref File : C:\ICPCHEM\1\DATA\16D20p00.B\003CALB.D\003CALB.D#

0 :Element Failures 0 :Max. Number of Failures Allowed
0 :ISTD Failures 0 :Max. Number of ISTD Failures Allowed

Data Results:

Analytes: Pass
ISTD: Pass

Sample QC Report

Data File: C:\ICPCHEM\1\DATA\16D20p00.B\041SMPL.D\041SMPL.D#
Date Acquired: Apr 20 2016 05:19 pm
Acq. Method: DW_AsPb.M
Operator:
Sample Name: 460-111791-A-15
Misc Info:
Vial Number: 2209
Current Method: C:\ICPCHEM\1\METHODS\DW_AsPb.M
Calibration File: C:\ICPCHEM\1\CALIB\DW_AsPb.C
Last Cal. Update: Apr 20 2016 03:42 pm
Sample Type: Sample
Dilution Factor: 1.00
Autodil Factor: Undiluted
Final Dil Factor: 1.00

Data Results:
Analytes: Pass
ISTD: Pass

QC Elements

Element	IS Ref	Tune	Corr Conc	Raw Conc	Units	RSD(%)	High Limit	Flag
75 As	74	1	0.12	0.12	ug/l	27.07	1800.00	
208 Pb	209	1	0.02	0.02	ug/l	12.46	1800.00	

ISTD Elements

Element	Tune	CPS Mean	RSD(%)	Ref Value	Rec(%)	QC Range(%)	Flag
74 Ge	1	627860	2.76	616675	101.8	60 - 125	
209 Bi	1	2743074	1.07	2724981	100.7	60 - 125	

Tune File# 1 c:\icpchem\1\7500\nogas.u
Tune File# 2 C:\ICPCHEM\1\7500\
Tune File# 3 C:\ICPCHEM\1\7500\

ISTD Ref File : C:\ICPCHEM\1\DATA\16D20p00.B\003CALB.D\003CALB.D#

0 :Element Failures
0 :ISTD Failures
0 :Max. Number of Failures Allowed
0 :Max. Number of ISTD Failures Allowed

Sample QC Report

Data File: C:\ICPCHEM\1\DATA\16D20p00.B\042SMPL.D\042SMPL.D#
Date Acquired: Apr 20 2016 05:22 pm
Acq. Method: DW_AsPb.M
Operator:
Sample Name: 460-111791-A-16
Misc Info:
Vial Number: 2210
Current Method: C:\ICPCHEM\1\METHODS\DW_AsPb.M
Calibration File: C:\ICPCHEM\1\CALIB\DW_AsPb.C
Last Cal. Update: Apr 20 2016 03:42 pm
Sample Type: Sample
Dilution Factor: 1.00
Autodil Factor: Undiluted
Final Dil Factor: 1.00

Data Results:
Analytes: Pass
ISTD: Pass

QC Elements

Element	IS Ref	Tune	Corr Conc	Raw Conc	Units	RSD(%)	High Limit	Flag
75 As	74	1	-0.11	-0.11	ug/l	61.15	1800.00	
208 Pb	209	1	0.02	0.02	ug/l	20.21	1800.00	

ISTD Elements

Element	Tune	CPS Mean	RSD(%)	Ref Value	Rec(%)	QC Range(%)	Flag
74 Ge	1	633389	2.70	616675	102.7	60 - 125	
209 Bi	1	2728172	0.72	2724981	100.1	60 - 125	

Tune File# 1 c:\icpchem\1\7500\nogas.u
Tune File# 2 C:\ICPCHEM\1\7500\
Tune File# 3 C:\ICPCHEM\1\7500\

ISTD Ref File : C:\ICPCHEM\1\DATA\16D20p00.B\003CALB.D\003CALB.D#

0 :Element Failures
0 :ISTD Failures
0 :Max. Number of Failures Allowed
0 :Max. Number of ISTD Failures Allowed

Sample QC Report

Data File: C:\ICPCHEM\1\DATA\16D20p00.B\043SMPL.D\043SMPL.D#
Date Acquired: Apr 20 2016 05:25 pm
Acq. Method: DW_AsPb.M
Operator:
Sample Name: 460-111791-A-17
Misc Info:
Vial Number: 2211
Current Method: C:\ICPCHEM\1\METHODS\DW_AsPb.M
Calibration File: C:\ICPCHEM\1\CALIB\DW_AsPb.C
Last Cal. Update: Apr 20 2016 03:42 pm
Sample Type: Sample
Dilution Factor: 1.00
Autodil Factor: Undiluted
Final Dil Factor: 1.00

Data Results:
Analytes: Pass
ISTD: Pass

QC Elements

Element	IS Ref	Tune	Corr Conc	Raw Conc	Units	RSD(%)	High Limit	Flag
75 As	74	1	0.12	0.12	ug/l	7.59	1800.00	
208 Pb	209	1	3.77	3.77	ug/l	2.56	1800.00	

ISTD Elements

Element	Tune	CPS Mean	RSD(%)	Ref Value	Rec(%)	QC Range(%)	Flag
74 Ge	1	612763	2.25	616675	99.4	60 - 125	
209 Bi	1	2595360	0.40	2724981	95.2	60 - 125	

Tune File# 1 c:\icpchem\1\7500\nogas.u
Tune File# 2 C:\ICPCHEM\1\7500\
Tune File# 3 C:\ICPCHEM\1\7500\

ISTD Ref File : C:\ICPCHEM\1\DATA\16D20p00.B\003CALB.D\003CALB.D#

0 :Element Failures
0 :ISTD Failures
0 :Max. Number of Failures Allowed
0 :Max. Number of ISTD Failures Allowed

Sample QC Report

Data File: C:\ICPCHEM\1\DATA\16D20p00.B\044SMPL.D\044SMPL.D#
Date Acquired: Apr 20 2016 05:28 pm
Acq. Method: DW_AsPb.M
Operator:
Sample Name: 460-111792-A-1
Misc Info:
Vial Number: 2212
Current Method: C:\ICPCHEM\1\METHODS\DW_AsPb.M
Calibration File: C:\ICPCHEM\1\CALIB\DW_AsPb.C
Last Cal. Update: Apr 20 2016 03:42 pm
Sample Type: Sample
Dilution Factor: 1.00
Autodil Factor: Undiluted
Final Dil Factor: 1.00

Data Results:
Analytes: Pass
ISTD: Pass

QC Elements

Element	IS Ref	Tune	Corr Conc	Raw Conc	Units	RSD(%)	High Limit	Flag
75 As	74	1	0.12	0.12	ug/l	111.26	1800.00	
208 Pb	209	1	16.05	16.05	ug/l	1.64	1800.00	

ISTD Elements

Element	Tune	CPS Mean	RSD(%)	Ref Value	Rec(%)	QC Range(%)	Flag
74 Ge	1	613329	3.01	616675	99.5	60 - 125	
209 Bi	1	2586824	1.22	2724981	94.9	60 - 125	

Tune File# 1 c:\icpchem\1\7500\nogas.u
Tune File# 2 C:\ICPCHEM\1\7500\
Tune File# 3 C:\ICPCHEM\1\7500\

ISTD Ref File : C:\ICPCHEM\1\DATA\16D20p00.B\003CALB.D\003CALB.D#

0 :Element Failures
0 :ISTD Failures
0 :Max. Number of Failures Allowed
0 :Max. Number of ISTD Failures Allowed

Sample QC Report

Data File: C:\ICPCHEM\1\DATA\16D20p00.B\045SMPL.D\045SMPL.D#
Date Acquired: Apr 20 2016 05:31 pm
Acq. Method: DW_AsPb.M
Operator:
Sample Name: 460-111792-A-2
Misc Info:
Vial Number: 2301
Current Method: C:\ICPCHEM\1\METHODS\DW_AsPb.M
Calibration File: C:\ICPCHEM\1\CALIB\DW_AsPb.C
Last Cal. Update: Apr 20 2016 03:42 pm
Sample Type: Sample
Dilution Factor: 1.00
Autodil Factor: Undiluted
Final Dil Factor: 1.00

Data Results:
Analytes: Pass
ISTD: Pass

QC Elements

Element	IS Ref	Tune	Corr Conc	Raw Conc	Units	RSD(%)	High Limit	Flag
75 As	74	1	0.12	0.12	ug/l	15.18	1800.00	
208 Pb	209	1	1.82	1.82	ug/l	2.15	1800.00	

ISTD Elements

Element	Tune	CPS Mean	RSD(%)	Ref Value	Rec(%)	QC Range(%)	Flag
74 Ge	1	619018	2.18	616675	100.4	60 - 125	
209 Bi	1	2608825	0.83	2724981	95.7	60 - 125	

Tune File# 1 c:\icpchem\1\7500\nogas.u
Tune File# 2 C:\ICPCHEM\1\7500\
Tune File# 3 C:\ICPCHEM\1\7500\

ISTD Ref File : C:\ICPCHEM\1\DATA\16D20p00.B\003CALB.D\003CALB.D#

0 :Element Failures
0 :ISTD Failures
0 :Max. Number of Failures Allowed
0 :Max. Number of ISTD Failures Allowed

Sample QC Report

Data File: C:\ICPCHEM\1\DATA\16D20p00.B\046SMPL.D\046SMPL.D#
Date Acquired: Apr 20 2016 05:33 pm
Acq. Method: DW_AsPb.M
Operator:
Sample Name: 460-111792-A-3
Misc Info:
Vial Number: 2302
Current Method: C:\ICPCHEM\1\METHODS\DW_AsPb.M
Calibration File: C:\ICPCHEM\1\CALIB\DW_AsPb.C
Last Cal. Update: Apr 20 2016 03:42 pm
Sample Type: Sample
Dilution Factor: 1.00
Autodil Factor: Undiluted
Final Dil Factor: 1.00

Data Results:
Analytes: Pass
ISTD: Pass

QC Elements

Element	IS Ref	Tune	Corr Conc	Raw Conc	Units	RSD(%)	High Limit	Flag
75 As	74	1	0.09	0.09	ug/l	57.05	1800.00	
208 Pb	209	1	6.70	6.70	ug/l	1.85	1800.00	

ISTD Elements

Element	Tune	CPS Mean	RSD(%)	Ref Value	Rec(%)	QC Range(%)	Flag
74 Ge	1	613462	2.13	616675	99.5	60 - 125	
209 Bi	1	2589525	1.06	2724981	95.0	60 - 125	

Tune File# 1 c:\icpchem\1\7500\nogas.u
Tune File# 2 C:\ICPCHEM\1\7500\
Tune File# 3 C:\ICPCHEM\1\7500\

ISTD Ref File : C:\ICPCHEM\1\DATA\16D20p00.B\003CALB.D\003CALB.D#

0 :Element Failures
0 :ISTD Failures
0 :Max. Number of Failures Allowed
0 :Max. Number of ISTD Failures Allowed

Continuing Calibration Verification (CCV) QC Report

Data File: C:\ICPCHEM\1\DATA\16D20p00.B\047_CCV.D\047_CCV.D#
Date Acquired: Apr 20 2016 05:36 pm
Acq. Method: DW_AsPb.M
Operator:
Sample Name: CCV 4335932
Misc Info:
Vial Number: 1104
Current Method: C:\ICPCHEM\1\METHODS\DW_AsPb.M
Calibration File: C:\ICPCHEM\1\CALIB\DW_AsPb.C
Last Cal. Update: Apr 20 2016 03:42 pm
Sample Type: CCV
Prep Dil. Factor: 1.00
Autodil Factor: Undiluted
Final Dil Factor: 1.00

Data Results:
Analytes: Pass
ISTD: Pass

Analyte Elements

Element	IS Ref	Tune	Conc. ug/L	RSD(%)	Expected	Rec(%)	QC Range(%)	Flag
75 As	74	1	49.39	0.68	50	98.8	90 - 110	
208 Pb	209	1	49.22	2.15	50	98.4	90 - 110	

ISTD Elements

Element	Tune	CPS Mean	RSD(%)	Ref Value	Rec(%)	QC Range(%)	Flag
74 Ge	1	601641	2.14	616675	97.6	60 - 125	
209 Bi	1	2682550	0.80	2724981	98.4	60 - 125	

Tune File# 1 c:\icpchem\1\7500\nogas.u
Tune File# 2 C:\ICPCHEM\1\7500\
Tune File# 3 C:\ICPCHEM\1\7500\

ISTD Ref File : C:\ICPCHEM\1\DATA\16D20p00.B\003CALB.D\003CALB.D#

0 :Element Failures
0 :ISTD Failures
0 :Max. Number of Failures Allowed
0 :Max. Number of ISTD Failures Allowed

CCB QC Report

Data File: C:\ICPCHEM\1\DATA\16D20p00.B\048_CCB.D\048_CCB.D#
Date Acquired: Apr 20 2016 05:39 pm
Operator:
Sample Name: CCB
Misc Info:
Vial Number: 1101
Current Method: C:\ICPCHEM\1\METHODS\DW_AsPb.M
Calibration File: C:\ICPCHEM\1\CALIB\DW_AsPb.C
Last Cal Update: Apr 20 2016 03:42 pm
Sample Type: CCB
Total Dil Factor: 1.00

QC Elements

Element	Conc.	RSD(%)	High Limit	Flag
75 As	-0.05 ug/l	82.13	1.00	
208 Pb	-0.01 ug/l	27.75	2.50	

ISTD Elements

Element	CPS Mean	RSD(%)	Ref Value	Rec(%)	QC Range(%)	Flag
74 Ge	622750.94	2.93	616675.00	101.0	60 - 125	
209 Bi	2730693.00	1.20	2724980.50	100.2	60 - 125	

ISTD Ref File : C:\ICPCHEM\1\DATA\16D20p00.B\003CALB.D\003CALB.D#

0 :Element Failures 0 :Max. Number of Failures Allowed
0 :ISTD Failures 0 :Max. Number of ISTD Failures Allowed

Data Results:

Analytes: Pass
ISTD: Pass

CCB QC Report

Data File: C:\ICPCHEM\1\DATA\16D20p00.B\049_CCB.D\049_CCB.D#
Date Acquired: Apr 20 2016 05:42 pm
Operator:
Sample Name: MB
Misc Info:
Vial Number: 2401
Current Method: C:\ICPCHEM\1\METHODS\DW_AsPb.M
Calibration File: C:\ICPCHEM\1\CALIB\DW_AsPb.C
Last Cal Update: Apr 20 2016 03:42 pm
Sample Type: CCB
Total Dil Factor: 1.00

QC Elements

Element	Conc.	RSD(%)	High Limit	Flag
75 As	-0.08 ug/l	54.85	1.00	
208 Pb	-0.01 ug/l	16.81	2.50	

ISTD Elements

Element	CPS Mean	RSD(%)	Ref Value	Rec(%)	QC Range(%)	Flag
74 Ge	622403.75	2.53	616675.00	100.9	60 - 125	
209 Bi	2727471.80	0.73	2724980.50	100.1	60 - 125	

ISTD Ref File : C:\ICPCHEM\1\DATA\16D20p00.B\003CALB.D\003CALB.D#

0 :Element Failures 0 :Max. Number of Failures Allowed
0 :ISTD Failures 0 :Max. Number of ISTD Failures Allowed

Data Results:
Analytes: Pass
ISTD: Pass

Sample QC Report

Data File: C:\ICPCHEM\1\DATA\16D20p00.B\050SMPL.D\050SMPL.D#
Date Acquired: Apr 20 2016 05:45 pm
Acq. Method: DW_AsPb.M
Operator:
Sample Name: LCS
Misc Info:
Vial Number: 2402
Current Method: C:\ICPCHEM\1\METHODS\DW_AsPb.M
Calibration File: C:\ICPCHEM\1\CALIB\DW_AsPb.C
Last Cal. Update: Apr 20 2016 03:42 pm
Sample Type: Sample
Dilution Factor: 1.00
Autodil Factor: Undiluted
Final Dil Factor: 1.00

Data Results:
Analytes: Pass
ISTD: Pass

QC Elements

Element	IS Ref	Tune	Corr Conc	Raw Conc	Units	RSD(%)	High Limit	Flag
75 As	74	1	8.77	8.77	ug/l	2.25	1800.00	
208 Pb	209	1	4.51	4.51	ug/l	1.79	1800.00	

ISTD Elements

Element	Tune	CPS Mean	RSD(%)	Ref Value	Rec(%)	QC Range(%)	Flag
74 Ge	1	625264	2.10	616675	101.4	60 - 125	
209 Bi	1	2752554	0.88	2724981	101.0	60 - 125	

Tune File# 1 c:\icpchem\1\7500\nogas.u
Tune File# 2 C:\ICPCHEM\1\7500\
Tune File# 3 C:\ICPCHEM\1\7500\

ISTD Ref File : C:\ICPCHEM\1\DATA\16D20p00.B\003CALB.D\003CALB.D#

0 :Element Failures
0 :ISTD Failures
0 :Max. Number of Failures Allowed
0 :Max. Number of ISTD Failures Allowed

Sample QC Report

Data File: C:\ICPCHEM\1\DATA\16D20p00.B\051SMPL.D\051SMPL.D#
Date Acquired: Apr 20 2016 05:48 pm
Acq. Method: DW_AsPb.M
Operator:
Sample Name: ms 460-111792-A-15
Misc Info:
Vial Number: 2403
Current Method: C:\ICPCHEM\1\METHODS\DW_AsPb.M
Calibration File: C:\ICPCHEM\1\CALIB\DW_AsPb.C
Last Cal. Update: Apr 20 2016 03:42 pm
Sample Type: Sample
Dilution Factor: 1.00
Autodil Factor: Undiluted
Final Dil Factor: 1.00

Data Results:
Analytes: Pass
ISTD: Pass

QC Elements

Element	IS Ref	Tune	Corr Conc	Raw Conc	Units	RSD(%)	High Limit	Flag
75 As	74	1	7.89	7.89	ug/l	2.05	1800.00	
208 Pb	209	1	4.39	4.39	ug/l	2.86	1800.00	

ISTD Elements

Element	Tune	CPS Mean	RSD(%)	Ref Value	Rec(%)	QC Range(%)	Flag
74 Ge	1	616847	2.12	616675	100.0	60 - 125	
209 Bi	1	2607575	0.32	2724981	95.7	60 - 125	

Tune File# 1 c:\icpchem\1\7500\nogas.u
Tune File# 2 C:\ICPCHEM\1\7500\
Tune File# 3 C:\ICPCHEM\1\7500\

ISTD Ref File : C:\ICPCHEM\1\DATA\16D20p00.B\003CALB.D\003CALB.D#

0 :Element Failures
0 :ISTD Failures
0 :Max. Number of Failures Allowed
0 :Max. Number of ISTD Failures Allowed

Sample QC Report

Data File: C:\ICPCHEM\1\DATA\16D20p00.B\052SMPL.D\052SMPL.D#
Date Acquired: Apr 20 2016 05:51 pm
Acq. Method: DW_AsPb.M
Operator:
Sample Name: du 460-111792-B-15
Misc Info:
Vial Number: 2404
Current Method: C:\ICPCHEM\1\METHODS\DW_AsPb.M
Calibration File: C:\ICPCHEM\1\CALIB\DW_AsPb.C
Last Cal. Update: Apr 20 2016 03:42 pm
Sample Type: Sample
Dilution Factor: 1.00
Autodil Factor: Undiluted
Final Dil Factor: 1.00

Data Results:
Analytes: Pass
ISTD: Pass

QC Elements

Element	IS Ref	Tune	Corr Conc	Raw Conc	Units	RSD(%)	High Limit	Flag
75 As	74	1	0.09	0.09	ug/l	110.04	1800.00	
208 Pb	209	1	0.29	0.29	ug/l	5.67	1800.00	

ISTD Elements

Element	Tune	CPS Mean	RSD(%)	Ref Value	Rec(%)	QC Range(%)	Flag
74 Ge	1	618970	2.61	616675	100.4	60 - 125	
209 Bi	1	2591339	0.86	2724981	95.1	60 - 125	

Tune File# 1 c:\icpchem\1\7500\nogas.u
Tune File# 2 C:\ICPCHEM\1\7500\
Tune File# 3 C:\ICPCHEM\1\7500\

ISTD Ref File : C:\ICPCHEM\1\DATA\16D20p00.B\003CALB.D\003CALB.D#

0 :Element Failures
0 :ISTD Failures
0 :Max. Number of Failures Allowed
0 :Max. Number of ISTD Failures Allowed

Sample QC Report

Data File: C:\ICPCHEM\1\DATA\16D20p00.B\053SMPL.D\053SMPL.D#
Date Acquired: Apr 20 2016 05:53 pm
Acq. Method: DW_AsPb.M
Operator:
Sample Name: 460-111792-A-15
Misc Info:
Vial Number: 2405
Current Method: C:\ICPCHEM\1\METHODS\DW_AsPb.M
Calibration File: C:\ICPCHEM\1\CALIB\DW_AsPb.C
Last Cal. Update: Apr 20 2016 03:42 pm
Sample Type: Sample
Dilution Factor: 1.00
Autodil Factor: Undiluted
Final Dil Factor: 1.00

Data Results:
Analytes: Pass
ISTD: Pass

QC Elements

Element	IS Ref	Tune	Corr Conc	Raw Conc	Units	RSD(%)	High Limit	Flag
75 As	74	1	0.16	0.16	ug/l	46.91	1800.00	
208 Pb	209	1	0.55	0.55	ug/l	3.44	1800.00	

ISTD Elements

Element	Tune	CPS Mean	RSD(%)	Ref Value	Rec(%)	QC Range(%)	Flag
74 Ge	1	619286	2.62	616675	100.4	60 - 125	
209 Bi	1	2601743	0.61	2724981	95.5	60 - 125	

Tune File# 1 c:\icpchem\1\7500\nogas.u
Tune File# 2 C:\ICPCHEM\1\7500\
Tune File# 3 C:\ICPCHEM\1\7500\

ISTD Ref File : C:\ICPCHEM\1\DATA\16D20p00.B\003CALB.D\003CALB.D#

0 :Element Failures
0 :ISTD Failures
0 :Max. Number of Failures Allowed
0 :Max. Number of ISTD Failures Allowed

Sample QC Report

Data File: C:\ICPCHEM\1\DATA\16D20p00.B\054SMPL.D\054SMPL.D#
Date Acquired: Apr 20 2016 05:56 pm
Acq. Method: DW_AsPb.M
Operator:
Sample Name: SD 460-111792-A-15@5
Misc Info:
Vial Number: 2406
Current Method: C:\ICPCHEM\1\METHODS\DW_AsPb.M
Calibration File: C:\ICPCHEM\1\CALIB\DW_AsPb.C
Last Cal. Update: Apr 20 2016 03:42 pm
Sample Type: Sample
Dilution Factor: 5.00
Autodil Factor: Undiluted
Final Dil Factor: 5.00

Data Results:
Analytes: Pass
ISTD: Pass

QC Elements

Element	IS Ref	Tune	Corr Conc	Raw Conc	Units	RSD(%)	High Limit	Flag
75 As	74	1	-0.19	-0.04	ug/l	78.56	1800.00	
208 Pb	209	1	0.53	0.11	ug/l	3.89	1800.00	

ISTD Elements

Element	Tune	CPS Mean	RSD(%)	Ref Value	Rec(%)	QC Range(%)	Flag
74 Ge	1	620458	2.42	616675	100.6	60 - 125	
209 Bi	1	2681094	0.37	2724981	98.4	60 - 125	

Tune File# 1 c:\icpchem\1\7500\nogas.u
Tune File# 2 C:\ICPCHEM\1\7500\
Tune File# 3 C:\ICPCHEM\1\7500\

ISTD Ref File : C:\ICPCHEM\1\DATA\16D20p00.B\003CALB.D\003CALB.D#

0 :Element Failures
0 :ISTD Failures
0 :Max. Number of Failures Allowed
0 :Max. Number of ISTD Failures Allowed

Sample QC Report

Data File: C:\ICPCHEM\1\DATA\16D20p00.B\055SMPL.D\055SMPL.D#
Date Acquired: Apr 20 2016 05:59 pm
Acq. Method: DW_AsPb.M
Operator:
Sample Name: 460-111792-A-4
Misc Info:
Vial Number: 2407
Current Method: C:\ICPCHEM\1\METHODS\DW_AsPb.M
Calibration File: C:\ICPCHEM\1\CALIB\DW_AsPb.C
Last Cal. Update: Apr 20 2016 03:42 pm
Sample Type: Sample
Dilution Factor: 1.00
Autodil Factor: Undiluted
Final Dil Factor: 1.00

Data Results:
Analytes: Pass
ISTD: Pass

QC Elements

Element	IS Ref	Tune	Corr Conc	Raw Conc	Units	RSD(%)	High Limit	Flag
75 As	74	1	-0.02	-0.02	ug/l	290.59	1800.00	
208 Pb	209	1	6.59	6.59	ug/l	1.54	1800.00	

ISTD Elements

Element	Tune	CPS Mean	RSD(%)	Ref Value	Rec(%)	QC Range(%)	Flag
74 Ge	1	609905	2.62	616675	98.9	60 - 125	
209 Bi	1	2570049	0.92	2724981	94.3	60 - 125	

Tune File# 1 c:\icpchem\1\7500\nogas.u
Tune File# 2 C:\ICPCHEM\1\7500\
Tune File# 3 C:\ICPCHEM\1\7500\

ISTD Ref File : C:\ICPCHEM\1\DATA\16D20p00.B\003CALB.D\003CALB.D#

0 :Element Failures
0 :ISTD Failures
0 :Max. Number of Failures Allowed
0 :Max. Number of ISTD Failures Allowed

Sample QC Report

Data File: C:\ICPCHEM\1\DATA\16D20p00.B\056SMPL.D\056SMPL.D#
Date Acquired: Apr 20 2016 06:02 pm
Acq. Method: DW_AsPb.M
Operator:
Sample Name: MS 460-111792-a-4
Misc Info:
Vial Number: 2408
Current Method: C:\ICPCHEM\1\METHODS\DW_AsPb.M
Calibration File: C:\ICPCHEM\1\CALIB\DW_AsPb.C
Last Cal. Update: Apr 20 2016 03:42 pm
Sample Type: Sample
Dilution Factor: 1.00
Autodil Factor: Undiluted
Final Dil Factor: 1.00

Data Results:
Analytes: Pass
ISTD: Pass

QC Elements

Element	IS Ref	Tune	Corr Conc	Raw Conc	Units	RSD(%)	High Limit	Flag
75 As	74	1	9.86	9.86	ug/l	1.34	1800.00	
208 Pb	209	1	11.29	11.29	ug/l	2.35	1800.00	

ISTD Elements

Element	Tune	CPS Mean	RSD(%)	Ref Value	Rec(%)	QC Range(%)	Flag
74 Ge	1	611309	2.75	616675	99.1	60 - 125	
209 Bi	1	2589976	1.13	2724981	95.0	60 - 125	

Tune File# 1 c:\icpchem\1\7500\nogas.u
Tune File# 2 C:\ICPCHEM\1\7500\
Tune File# 3 C:\ICPCHEM\1\7500\

ISTD Ref File : C:\ICPCHEM\1\DATA\16D20p00.B\003CALB.D\003CALB.D#

0 :Element Failures
0 :ISTD Failures
0 :Max. Number of Failures Allowed
0 :Max. Number of ISTD Failures Allowed

Sample QC Report

Data File: C:\ICPCHEM\1\DATA\16D20p00.B\057SMPL.D\057SMPL.D#
Date Acquired: Apr 20 2016 06:05 pm
Acq. Method: DW_AsPb.M
Operator:
Sample Name: 460-111792-a-5
Misc Info:
Vial Number: 2409
Current Method: C:\ICPCHEM\1\METHODS\DW_AsPb.M
Calibration File: C:\ICPCHEM\1\CALIB\DW_AsPb.C
Last Cal. Update: Apr 20 2016 03:42 pm
Sample Type: Sample
Dilution Factor: 1.00
Autodil Factor: Undiluted
Final Dil Factor: 1.00

Data Results:
Analytes: Pass
ISTD: Pass

QC Elements

Element	IS Ref	Tune	Corr Conc	Raw Conc	Units	RSD(%)	High Limit	Flag
75 As	74	1	-0.08	-0.08	ug/l	89.05	1800.00	
208 Pb	209	1	-0.01	-0.01	ug/l	58.05	1800.00	

ISTD Elements

Element	Tune	CPS Mean	RSD(%)	Ref Value	Rec(%)	QC Range(%)	Flag
74 Ge	1	606158	11.08	616675	98.3	60 - 125	
209 Bi	1	2573780	20.38	2724981	94.5	60 - 125	

Tune File# 1 c:\icpchem\1\7500\nogas.u
Tune File# 2 C:\ICPCHEM\1\7500\
Tune File# 3 C:\ICPCHEM\1\7500\

ISTD Ref File : C:\ICPCHEM\1\DATA\16D20p00.B\003CALB.D\003CALB.D#

0 :Element Failures
0 :ISTD Failures
0 :Max. Number of Failures Allowed
0 :Max. Number of ISTD Failures Allowed

Sample QC Report

Data File: C:\ICPCHEM\1\DATA\16D20p00.B\058SMPL.D\058SMPL.D#
Date Acquired: Apr 20 2016 06:08 pm
Acq. Method: DW_AsPb.M
Operator:
Sample Name: 460-111792-a-6
Misc Info:
Vial Number: 2410
Current Method: C:\ICPCHEM\1\METHODS\DW_AsPb.M
Calibration File: C:\ICPCHEM\1\CALIB\DW_AsPb.C
Last Cal. Update: Apr 20 2016 03:42 pm
Sample Type: Sample
Dilution Factor: 1.00
Autodil Factor: Undiluted
Final Dil Factor: 1.00

Data Results:
Analytes: Pass
ISTD: Pass

QC Elements

Element	IS Ref	Tune	Corr Conc	Raw Conc	Units	RSD(%)	High Limit	Flag
75 As	74	1	0.09	0.09	ug/l	96.78	1800.00	
208 Pb	209	1	26.44	26.44	ug/l	2.52	1800.00	

ISTD Elements

Element	Tune	CPS Mean	RSD(%)	Ref Value	Rec(%)	QC Range(%)	Flag
74 Ge	1	605358	2.55	616675	98.2	60 - 125	
209 Bi	1	2577201	0.99	2724981	94.6	60 - 125	

Tune File# 1 c:\icpchem\1\7500\nogas.u
Tune File# 2 C:\ICPCHEM\1\7500\
Tune File# 3 C:\ICPCHEM\1\7500\

ISTD Ref File : C:\ICPCHEM\1\DATA\16D20p00.B\003CALB.D\003CALB.D#

0 :Element Failures
0 :ISTD Failures
0 :Max. Number of Failures Allowed
0 :Max. Number of ISTD Failures Allowed

Continuing Calibration Verification (CCV) QC Report

Data File: C:\ICPCHEM\1\DATA\16D20p00.B\059_CCV.D\059_CCV.D#
Date Acquired: Apr 20 2016 06:11 pm
Acq. Method: DW_AsPb.M
Operator:
Sample Name: CCV 4335932
Misc Info:
Vial Number: 1104
Current Method: C:\ICPCHEM\1\METHODS\DW_AsPb.M
Calibration File: C:\ICPCHEM\1\CALIB\DW_AsPb.C
Last Cal. Update: Apr 20 2016 03:42 pm
Sample Type: CCV
Prep Dil. Factor: 1.00
Autodil Factor: Undiluted
Final Dil Factor: 1.00

Data Results:
Analytes: Pass
ISTD: Pass

Analyte Elements

Element	IS Ref	Tune	Conc. ug/L	RSD(%)	Expected	Rec(%)	QC Range(%)	Flag
75 As	74	1	49.21	0.24	50	98.4	90 - 110	
208 Pb	209	1	49.34	2.11	50	98.7	90 - 110	

ISTD Elements

Element	Tune	CPS Mean	RSD(%)	Ref Value	Rec(%)	QC Range(%)	Flag
74 Ge	1	603714	2.66	616675	97.9	60 - 125	
209 Bi	1	2676336	1.02	2724981	98.2	60 - 125	

Tune File# 1 c:\icpchem\1\7500\nogas.u
Tune File# 2 C:\ICPCHEM\1\7500\
Tune File# 3 C:\ICPCHEM\1\7500\

ISTD Ref File : C:\ICPCHEM\1\DATA\16D20p00.B\003CALB.D\003CALB.D#

0 :Element Failures
0 :ISTD Failures
0 :Max. Number of Failures Allowed
0 :Max. Number of ISTD Failures Allowed

CCB QC Report

Data File: C:\ICPCHEM\1\DATA\16D20p00.B\060_CCB.D\060_CCB.D#
Date Acquired: Apr 20 2016 06:13 pm
Operator:
Sample Name: CCB
Misc Info:
Vial Number: 1101
Current Method: C:\ICPCHEM\1\METHODS\DW_AsPb.M
Calibration File: C:\ICPCHEM\1\CALIB\DW_AsPb.C
Last Cal Update: Apr 20 2016 03:42 pm
Sample Type: CCB
Total Dil Factor: 1.00

QC Elements

Element	Conc.	RSD(%)	High Limit	Flag
75 As	-0.05 ug/l	68.30	1.00	
208 Pb	-0.01 ug/l	14.40	2.50	

ISTD Elements

Element	CPS Mean	RSD(%)	Ref Value	Rec(%)	QC Range(%)	Flag
74 Ge	620713.56	2.62	616675.00	100.7	60 - 125	
209 Bi	2736487.50	0.27	2724980.50	100.4	60 - 125	

ISTD Ref File : C:\ICPCHEM\1\DATA\16D20p00.B\003CALB.D\003CALB.D#

0 :Element Failures 0 :Max. Number of Failures Allowed
0 :ISTD Failures 0 :Max. Number of ISTD Failures Allowed

Data Results:

Analytes: Pass
ISTD: Pass

Sample QC Report

Data File: C:\ICPCHEM\1\DATA\16D20p00.B\061SMPL.D\061SMPL.D#
Date Acquired: Apr 20 2016 06:16 pm
Acq. Method: DW_AsPb.M
Operator:
Sample Name: 460-111792-a-7
Misc Info:
Vial Number: 2411
Current Method: C:\ICPCHEM\1\METHODS\DW_AsPb.M
Calibration File: C:\ICPCHEM\1\CALIB\DW_AsPb.C
Last Cal. Update: Apr 20 2016 03:42 pm
Sample Type: Sample
Dilution Factor: 1.00
Autodil Factor: Undiluted
Final Dil Factor: 1.00

Data Results:
Analytes: Pass
ISTD: Pass

QC Elements

Element	IS Ref	Tune	Corr Conc	Raw Conc	Units	RSD(%)	High Limit	Flag
75 As	74	1	0.07	0.07	ug/l	61.75	1800.00	
208 Pb	209	1	2.12	2.12	ug/l	1.92	1800.00	

ISTD Elements

Element	Tune	CPS Mean	RSD(%)	Ref Value	Rec(%)	QC Range(%)	Flag
74 Ge	1	614464	2.53	616675	99.6	60 - 125	
209 Bi	1	2595908	1.05	2724981	95.3	60 - 125	

Tune File# 1 c:\icpchem\1\7500\nogas.u
Tune File# 2 C:\ICPCHEM\1\7500\
Tune File# 3 C:\ICPCHEM\1\7500\

ISTD Ref File : C:\ICPCHEM\1\DATA\16D20p00.B\003CALB.D\003CALB.D#

0 :Element Failures
0 :ISTD Failures
0 :Max. Number of Failures Allowed
0 :Max. Number of ISTD Failures Allowed

Sample QC Report

Data File: C:\ICPCHEM\1\DATA\16D20p00.B\062SMPL.D\062SMPL.D#
Date Acquired: Apr 20 2016 06:19 pm
Acq. Method: DW_AsPb.M
Operator:
Sample Name: 460-111792-a-8
Misc Info:
Vial Number: 2412
Current Method: C:\ICPCHEM\1\METHODS\DW_AsPb.M
Calibration File: C:\ICPCHEM\1\CALIB\DW_AsPb.C
Last Cal. Update: Apr 20 2016 03:42 pm
Sample Type: Sample
Dilution Factor: 1.00
Autodil Factor: Undiluted
Final Dil Factor: 1.00

Data Results:
Analytes: Pass
ISTD: Pass

QC Elements

Element	IS Ref	Tune	Corr Conc	Raw Conc	Units	RSD(%)	High Limit	Flag
75 As	74	1	0.30	0.30	ug/l	17.88	1800.00	
208 Pb	209	1	2.79	2.79	ug/l	1.35	1800.00	

ISTD Elements

Element	Tune	CPS Mean	RSD(%)	Ref Value	Rec(%)	QC Range(%)	Flag
74 Ge	1	613911	2.82	616675	99.6	60 - 125	
209 Bi	1	2591206	1.08	2724981	95.1	60 - 125	

Tune File# 1 c:\icpchem\1\7500\nogas.u
Tune File# 2 C:\ICPCHEM\1\7500\
Tune File# 3 C:\ICPCHEM\1\7500\

ISTD Ref File : C:\ICPCHEM\1\DATA\16D20p00.B\003CALB.D\003CALB.D#

0 :Element Failures
0 :ISTD Failures
0 :Max. Number of Failures Allowed
0 :Max. Number of ISTD Failures Allowed

Sample QC Report

Data File: C:\ICPCHEM\1\DATA\16D20p00.B\063SMPL.D\063SMPL.D#
Date Acquired: Apr 20 2016 06:22 pm
Acq. Method: DW_AsPb.M
Operator:
Sample Name: 460-111792-a-9
Misc Info:
Vial Number: 2501
Current Method: C:\ICPCHEM\1\METHODS\DW_AsPb.M
Calibration File: C:\ICPCHEM\1\CALIB\DW_AsPb.C
Last Cal. Update: Apr 20 2016 03:42 pm
Sample Type: Sample
Dilution Factor: 1.00
Autodil Factor: Undiluted
Final Dil Factor: 1.00

Data Results:
Analytes: Pass
ISTD: Pass

QC Elements

Element	IS Ref	Tune	Corr Conc	Raw Conc	Units	RSD(%)	High Limit	Flag
75 As	74	1	-0.02	-0.02	ug/l	90.37	1800.00	
208 Pb	209	1	-0.01	-0.01	ug/l	23.03	1800.00	

ISTD Elements

Element	Tune	CPS Mean	RSD(%)	Ref Value	Rec(%)	QC Range(%)	Flag
74 Ge	1	622811	2.43	616675	101.0	60 - 125	
209 Bi	1	2735541	1.00	2724981	100.4	60 - 125	

Tune File# 1 c:\icpchem\1\7500\nogas.u
Tune File# 2 C:\ICPCHEM\1\7500\
Tune File# 3 C:\ICPCHEM\1\7500\

ISTD Ref File : C:\ICPCHEM\1\DATA\16D20p00.B\003CALB.D\003CALB.D#

0 :Element Failures
0 :ISTD Failures
0 :Max. Number of Failures Allowed
0 :Max. Number of ISTD Failures Allowed

Sample QC Report

Data File: C:\ICPCHEM\1\DATA\16D20p00.B\064SMPL.D\064SMPL.D#
Date Acquired: Apr 20 2016 06:25 pm
Acq. Method: DW_AsPb.M
Operator:
Sample Name: 460-111792-a-10
Misc Info:
Vial Number: 2502
Current Method: C:\ICPCHEM\1\METHODS\DW_AsPb.M
Calibration File: C:\ICPCHEM\1\CALIB\DW_AsPb.C
Last Cal. Update: Apr 20 2016 03:42 pm
Sample Type: Sample
Dilution Factor: 1.00
Autodil Factor: Undiluted
Final Dil Factor: 1.00

Data Results:
Analytes: Pass
ISTD: Pass

QC Elements

Element	IS Ref	Tune	Corr Conc	Raw Conc	Units	RSD(%)	High Limit	Flag
75 As	74	1	0.11	0.11	ug/l	66.14	1800.00	
208 Pb	209	1	0.91	0.91	ug/l	3.65	1800.00	

ISTD Elements

Element	Tune	CPS Mean	RSD(%)	Ref Value	Rec(%)	QC Range(%)	Flag
74 Ge	1	613831	2.30	616675	99.5	60 - 125	
209 Bi	1	2594274	0.36	2724981	95.2	60 - 125	

Tune File# 1 c:\icpchem\1\7500\nogas.u
Tune File# 2 C:\ICPCHEM\1\7500\
Tune File# 3 C:\ICPCHEM\1\7500\

ISTD Ref File : C:\ICPCHEM\1\DATA\16D20p00.B\003CALB.D\003CALB.D#

0 :Element Failures
0 :ISTD Failures
0 :Max. Number of Failures Allowed
0 :Max. Number of ISTD Failures Allowed

Sample QC Report

Data File: C:\ICPCHEM\1\DATA\16D20p00.B\065SMPL.D\065SMPL.D#
Date Acquired: Apr 20 2016 06:28 pm
Acq. Method: DW_AsPb.M
Operator:
Sample Name: 460-111792-a-11
Misc Info:
Vial Number: 2503
Current Method: C:\ICPCHEM\1\METHODS\DW_AsPb.M
Calibration File: C:\ICPCHEM\1\CALIB\DW_AsPb.C
Last Cal. Update: Apr 20 2016 03:42 pm
Sample Type: Sample
Dilution Factor: 1.00
Autodil Factor: Undiluted
Final Dil Factor: 1.00

Data Results:
Analytes: Pass
ISTD: Pass

QC Elements

Element	IS Ref	Tune	Corr Conc	Raw Conc	Units	RSD(%)	High Limit	Flag
75 As	74	1	-0.06	-0.06	ug/l	100.19	1800.00	
208 Pb	209	1	-0.01	-0.01	ug/l	22.36	1800.00	

ISTD Elements

Element	Tune	CPS Mean	RSD(%)	Ref Value	Rec(%)	QC Range(%)	Flag
74 Ge	1	627255	2.76	616675	101.7	60 - 125	
209 Bi	1	2705808	0.81	2724981	99.3	60 - 125	

Tune File# 1 c:\icpchem\1\7500\nogas.u
Tune File# 2 C:\ICPCHEM\1\7500\
Tune File# 3 C:\ICPCHEM\1\7500\

ISTD Ref File : C:\ICPCHEM\1\DATA\16D20p00.B\003CALB.D\003CALB.D#

0 :Element Failures
0 :ISTD Failures
0 :Max. Number of Failures Allowed
0 :Max. Number of ISTD Failures Allowed

Sample QC Report

Data File: C:\ICPCHEM\1\DATA\16D20p00.B\066SMPL.D\066SMPL.D#
Date Acquired: Apr 20 2016 06:31 pm
Acq. Method: DW_AsPb.M
Operator:
Sample Name: 460-111792-a-12
Misc Info:
Vial Number: 2504
Current Method: C:\ICPCHEM\1\METHODS\DW_AsPb.M
Calibration File: C:\ICPCHEM\1\CALIB\DW_AsPb.C
Last Cal. Update: Apr 20 2016 03:42 pm
Sample Type: Sample
Dilution Factor: 1.00
Autodil Factor: Undiluted
Final Dil Factor: 1.00

Data Results:
Analytes: Pass
ISTD: Pass

QC Elements

Element	IS Ref	Tune	Corr Conc	Raw Conc	Units	RSD(%)	High Limit	Flag
75 As	74	1	0.11	0.11	ug/l	33.10	1800.00	
208 Pb	209	1	1.32	1.32	ug/l	2.07	1800.00	

ISTD Elements

Element	Tune	CPS Mean	RSD(%)	Ref Value	Rec(%)	QC Range(%)	Flag
74 Ge	1	604797	2.45	616675	98.1	60 - 125	
209 Bi	1	2551927	0.68	2724981	93.6	60 - 125	

Tune File# 1 c:\icpchem\1\7500\nogas.u
Tune File# 2 C:\ICPCHEM\1\7500\
Tune File# 3 C:\ICPCHEM\1\7500\

ISTD Ref File : C:\ICPCHEM\1\DATA\16D20p00.B\003CALB.D\003CALB.D#

0 :Element Failures
0 :ISTD Failures
0 :Max. Number of Failures Allowed
0 :Max. Number of ISTD Failures Allowed

Sample QC Report

Data File: C:\ICPCHEM\1\DATA\16D20p00.B\067SMPL.D\067SMPL.D#
Date Acquired: Apr 20 2016 06:33 pm
Acq. Method: DW_AsPb.M
Operator:
Sample Name: 460-111792-a-13
Misc Info:
Vial Number: 2505
Current Method: C:\ICPCHEM\1\METHODS\DW_AsPb.M
Calibration File: C:\ICPCHEM\1\CALIB\DW_AsPb.C
Last Cal. Update: Apr 20 2016 03:42 pm
Sample Type: Sample
Dilution Factor: 1.00
Autodil Factor: Undiluted
Final Dil Factor: 1.00

Data Results:
Analytes: Pass
ISTD: Pass

QC Elements

Element	IS Ref	Tune	Corr Conc	Raw Conc	Units	RSD(%)	High Limit	Flag
75 As	74	1	0.06	0.06	ug/l	142.01	1800.00	
208 Pb	209	1	2.47	2.47	ug/l	2.36	1800.00	

ISTD Elements

Element	Tune	CPS Mean	RSD(%)	Ref Value	Rec(%)	QC Range(%)	Flag
74 Ge	1	609578	2.47	616675	98.8	60 - 125	
209 Bi	1	2575853	0.40	2724981	94.5	60 - 125	

Tune File# 1 c:\icpchem\1\7500\nogas.u
Tune File# 2 C:\ICPCHEM\1\7500\
Tune File# 3 C:\ICPCHEM\1\7500\

ISTD Ref File : C:\ICPCHEM\1\DATA\16D20p00.B\003CALB.D\003CALB.D#

0 :Element Failures
0 :ISTD Failures
0 :Max. Number of Failures Allowed
0 :Max. Number of ISTD Failures Allowed

Sample QC Report

Data File: C:\ICPCHEM\1\DATA\16D20p00.B\068SMPL.D\068SMPL.D#
Date Acquired: Apr 20 2016 06:36 pm
Acq. Method: DW_AsPb.M
Operator:
Sample Name: 460-111792-a-14
Misc Info:
Vial Number: 2506
Current Method: C:\ICPCHEM\1\METHODS\DW_AsPb.M
Calibration File: C:\ICPCHEM\1\CALIB\DW_AsPb.C
Last Cal. Update: Apr 20 2016 03:42 pm
Sample Type: Sample
Dilution Factor: 1.00
Autodil Factor: Undiluted
Final Dil Factor: 1.00

Data Results:
Analytes: Pass
ISTD: Pass

QC Elements

Element	IS Ref	Tune	Corr Conc	Raw Conc	Units	RSD(%)	High Limit	Flag
75 As	74	1	0.13	0.13	ug/l	8.88	1800.00	
208 Pb	209	1	2.36	2.36	ug/l	0.86	1800.00	

ISTD Elements

Element	Tune	CPS Mean	RSD(%)	Ref Value	Rec(%)	QC Range(%)	Flag
74 Ge	1	611922	2.91	616675	99.2	60 - 125	
209 Bi	1	2594318	1.57	2724981	95.2	60 - 125	

Tune File# 1 c:\icpchem\1\7500\nogas.u
Tune File# 2 C:\ICPCHEM\1\7500\
Tune File# 3 C:\ICPCHEM\1\7500\

ISTD Ref File : C:\ICPCHEM\1\DATA\16D20p00.B\003CALB.D\003CALB.D#

0 :Element Failures
0 :ISTD Failures
0 :Max. Number of Failures Allowed
0 :Max. Number of ISTD Failures Allowed

Sample QC Report

Data File: C:\ICPCHEM\1\DATA\16D20p00.B\069SMPL.D\069SMPL.D#
Date Acquired: Apr 20 2016 06:39 pm
Acq. Method: DW_AsPb.M
Operator:
Sample Name: 460-111792-a-16
Misc Info:
Vial Number: 2507
Current Method: C:\ICPCHEM\1\METHODS\DW_AsPb.M
Calibration File: C:\ICPCHEM\1\CALIB\DW_AsPb.C
Last Cal. Update: Apr 20 2016 03:42 pm
Sample Type: Sample
Dilution Factor: 1.00
Autodil Factor: Undiluted
Final Dil Factor: 1.00

Data Results:
Analytes: Pass
ISTD: Pass

QC Elements

Element	IS Ref	Tune	Corr Conc	Raw Conc	Units	RSD(%)	High Limit	Flag
75 As	74	1	0.12	0.12	ug/l	42.99	1800.00	
208 Pb	209	1	2.85	2.85	ug/l	1.58	1800.00	

ISTD Elements

Element	Tune	CPS Mean	RSD(%)	Ref Value	Rec(%)	QC Range(%)	Flag
74 Ge	1	610251	2.50	616675	99.0	60 - 125	
209 Bi	1	2567728	1.21	2724981	94.2	60 - 125	

Tune File# 1 c:\icpchem\1\7500\nogas.u
Tune File# 2 C:\ICPCHEM\1\7500\
Tune File# 3 C:\ICPCHEM\1\7500\

ISTD Ref File : C:\ICPCHEM\1\DATA\16D20p00.B\003CALB.D\003CALB.D#

0 :Element Failures
0 :ISTD Failures
0 :Max. Number of Failures Allowed
0 :Max. Number of ISTD Failures Allowed

Sample QC Report

Data File: C:\ICPCHEM\1\DATA\16D20p00.B\070SMPL.D\070SMPL.D#
Date Acquired: Apr 20 2016 06:42 pm
Acq. Method: DW_AsPb.M
Operator:
Sample Name: 460-111792-a-17
Misc Info:
Vial Number: 2508
Current Method: C:\ICPCHEM\1\METHODS\DW_AsPb.M
Calibration File: C:\ICPCHEM\1\CALIB\DW_AsPb.C
Last Cal. Update: Apr 20 2016 03:42 pm
Sample Type: Sample
Dilution Factor: 1.00
Autodil Factor: Undiluted
Final Dil Factor: 1.00

Data Results:
Analytes: Pass
ISTD: Pass

QC Elements

Element	IS Ref	Tune	Corr Conc	Raw Conc	Units	RSD(%)	High Limit	Flag
75 As	74	1	0.21	0.21	ug/l	5.73	1800.00	
208 Pb	209	1	11.48	11.48	ug/l	1.95	1800.00	

ISTD Elements

Element	Tune	CPS Mean	RSD(%)	Ref Value	Rec(%)	QC Range(%)	Flag
74 Ge	1	606819	2.92	616675	98.4	60 - 125	
209 Bi	1	2597711	1.00	2724981	95.3	60 - 125	

Tune File# 1 c:\icpchem\1\7500\nogas.u
Tune File# 2 C:\ICPCHEM\1\7500\
Tune File# 3 C:\ICPCHEM\1\7500\

ISTD Ref File : C:\ICPCHEM\1\DATA\16D20p00.B\003CALB.D\003CALB.D#

0 :Element Failures
0 :ISTD Failures
0 :Max. Number of Failures Allowed
0 :Max. Number of ISTD Failures Allowed

Continuing Calibration Verification (CCV) QC Report

Data File: C:\ICPCHEM\1\DATA\16D20p00.B\071_CCV.D\071_CCV.D#
Date Acquired: Apr 20 2016 06:45 pm
Acq. Method: DW_AsPb.M
Operator:
Sample Name: CCV 4335932
Misc Info:
Vial Number: 1104
Current Method: C:\ICPCHEM\1\METHODS\DW_AsPb.M
Calibration File: C:\ICPCHEM\1\CALIB\DW_AsPb.C
Last Cal. Update: Apr 20 2016 03:42 pm
Sample Type: CCV
Prep Dil. Factor: 1.00
Autodil Factor: Undiluted
Final Dil Factor: 1.00

Data Results:
Analytes: Pass
ISTD: Pass

Analyte Elements

Element	IS Ref	Tune	Conc. ug/L	RSD(%)	Expected	Rec(%)	QC Range(%)	Flag
75 As	74	1	49.07	0.83	50	98.1	90 - 110	
208 Pb	209	1	49.25	2.18	50	98.5	90 - 110	

ISTD Elements

Element	Tune	CPS Mean	RSD(%)	Ref Value	Rec(%)	QC Range(%)	Flag
74 Ge	1	599242	2.11	616675	97.2	60 - 125	
209 Bi	1	2677703	0.53	2724981	98.3	60 - 125	

Tune File# 1 c:\icpchem\1\7500\nogas.u
Tune File# 2 C:\ICPCHEM\1\7500\
Tune File# 3 C:\ICPCHEM\1\7500\

ISTD Ref File : C:\ICPCHEM\1\DATA\16D20p00.B\003CALB.D\003CALB.D#

0 :Element Failures
0 :ISTD Failures
0 :Max. Number of Failures Allowed
0 :Max. Number of ISTD Failures Allowed

CCB QC Report

Data File: C:\ICPCHEM\1\DATA\16D20p00.B\072_CCB.D\072_CCB.D#
Date Acquired: Apr 20 2016 06:48 pm
Operator:
Sample Name: CCB
Misc Info:
Vial Number: 1101
Current Method: C:\ICPCHEM\1\METHODS\DW_AsPb.M
Calibration File: C:\ICPCHEM\1\CALIB\DW_AsPb.C
Last Cal Update: Apr 20 2016 03:42 pm
Sample Type: CCB
Total Dil Factor: 1.00

QC Elements

Element	Conc.	RSD(%)	High Limit	Flag
75 As	-0.02 ug/l	429.52	1.00	
208 Pb	0.00 ug/l	104.87	2.50	

ISTD Elements

Element	CPS Mean	RSD(%)	Ref Value	Rec(%)	QC Range(%)	Flag
74 Ge	617583.56	2.59	616675.00	100.1	60 - 125	
209 Bi	2736574.30	1.12	2724980.50	100.4	60 - 125	

ISTD Ref File : C:\ICPCHEM\1\DATA\16D20p00.B\003CALB.D\003CALB.D#

0 :Element Failures 0 :Max. Number of Failures Allowed
0 :ISTD Failures 0 :Max. Number of ISTD Failures Allowed

Data Results:

Analytes: Pass
ISTD: Pass

Sample QC Report

Data File: C:\ICPCHEM\1\DATA\16D20p00.B\073SMPL.D\073SMPL.D#
Date Acquired: Apr 20 2016 06:51 pm
Acq. Method: DW_AsPb.M
Operator:
Sample Name: 460-111792-a-18
Misc Info:
Vial Number: 2509
Current Method: C:\ICPCHEM\1\METHODS\DW_AsPb.M
Calibration File: C:\ICPCHEM\1\CALIB\DW_AsPb.C
Last Cal. Update: Apr 20 2016 03:42 pm
Sample Type: Sample
Dilution Factor: 1.00
Autodil Factor: Undiluted
Final Dil Factor: 1.00

Data Results:
Analytes: Pass
ISTD: Pass

QC Elements

Element	IS Ref	Tune	Corr Conc	Raw Conc	Units	RSD(%)	High Limit	Flag
75 As	74	1	0.06	0.06	ug/l	69.10	1800.00	
208 Pb	209	1	1.65	1.65	ug/l	2.61	1800.00	

ISTD Elements

Element	Tune	CPS Mean	RSD(%)	Ref Value	Rec(%)	QC Range(%)	Flag
74 Ge	1	610551	2.50	616675	99.0	60 - 125	
209 Bi	1	2584255	0.61	2724981	94.8	60 - 125	

Tune File# 1 c:\icpchem\1\7500\nogas.u
Tune File# 2 C:\ICPCHEM\1\7500\
Tune File# 3 C:\ICPCHEM\1\7500\

ISTD Ref File : C:\ICPCHEM\1\DATA\16D20p00.B\003CALB.D\003CALB.D#

0 :Element Failures
0 :ISTD Failures
0 :Max. Number of Failures Allowed
0 :Max. Number of ISTD Failures Allowed

Sample QC Report

Data File: C:\ICPCHEM\1\DATA\16D20p00.B\074SMPL.D\074SMPL.D#
Date Acquired: Apr 20 2016 06:54 pm
Acq. Method: DW_AsPb.M
Operator:
Sample Name: 460-111792-a-19
Misc Info:
Vial Number: 2510
Current Method: C:\ICPCHEM\1\METHODS\DW_AsPb.M
Calibration File: C:\ICPCHEM\1\CALIB\DW_AsPb.C
Last Cal. Update: Apr 20 2016 03:42 pm
Sample Type: Sample
Dilution Factor: 1.00
Autodil Factor: Undiluted
Final Dil Factor: 1.00

Data Results:
Analytes: Pass
ISTD: Pass

QC Elements

Element	IS Ref	Tune	Corr Conc	Raw Conc	Units	RSD(%)	High Limit	Flag
75 As	74	1	0.08	0.08	ug/l	101.91	1800.00	
208 Pb	209	1	4.11	4.11	ug/l	2.08	1800.00	

ISTD Elements

Element	Tune	CPS Mean	RSD(%)	Ref Value	Rec(%)	QC Range(%)	Flag
74 Ge	1	611330	2.35	616675	99.1	60 - 125	
209 Bi	1	2603721	1.23	2724981	95.6	60 - 125	

Tune File# 1 c:\icpchem\1\7500\nogas.u
Tune File# 2 C:\ICPCHEM\1\7500\
Tune File# 3 C:\ICPCHEM\1\7500\

ISTD Ref File : C:\ICPCHEM\1\DATA\16D20p00.B\003CALB.D\003CALB.D#

0 :Element Failures
0 :ISTD Failures
0 :Max. Number of Failures Allowed
0 :Max. Number of ISTD Failures Allowed

Sample QC Report

Data File: C:\ICPCHEM\1\DATA\16D20p00.B\075SMPL.D\075SMPL.D#
Date Acquired: Apr 20 2016 06:56 pm
Acq. Method: DW_AsPb.M
Operator:
Sample Name: 460-111792-a-20
Misc Info:
Vial Number: 2511
Current Method: C:\ICPCHEM\1\METHODS\DW_AsPb.M
Calibration File: C:\ICPCHEM\1\CALIB\DW_AsPb.C
Last Cal. Update: Apr 20 2016 03:42 pm
Sample Type: Sample
Dilution Factor: 1.00
Autodil Factor: Undiluted
Final Dil Factor: 1.00

Data Results:
Analytes: Pass
ISTD: Pass

QC Elements

Element	IS Ref	Tune	Corr Conc	Raw Conc	Units	RSD(%)	High Limit	Flag
75 As	74	1	0.07	0.07	ug/l	31.22	1800.00	
208 Pb	209	1	5.93	5.93	ug/l	3.22	1800.00	

ISTD Elements

Element	Tune	CPS Mean	RSD(%)	Ref Value	Rec(%)	QC Range(%)	Flag
74 Ge	1	612089	2.79	616675	99.3	60 - 125	
209 Bi	1	2604746	1.42	2724981	95.6	60 - 125	

Tune File# 1 c:\icpchem\1\7500\nogas.u
Tune File# 2 C:\ICPCHEM\1\7500\
Tune File# 3 C:\ICPCHEM\1\7500\

ISTD Ref File : C:\ICPCHEM\1\DATA\16D20p00.B\003CALB.D\003CALB.D#

0 :Element Failures
0 :ISTD Failures
0 :Max. Number of Failures Allowed
0 :Max. Number of ISTD Failures Allowed

Sample QC Report

Data File: C:\ICPCHEM\1\DATA\16D20p00.B\076SMPL.D\076SMPL.D#
Date Acquired: Apr 20 2016 06:59 pm
Acq. Method: DW_AsPb.M
Operator:
Sample Name: 460-111792-a-21
Misc Info:
Vial Number: 2512
Current Method: C:\ICPCHEM\1\METHODS\DW_AsPb.M
Calibration File: C:\ICPCHEM\1\CALIB\DW_AsPb.C
Last Cal. Update: Apr 20 2016 03:42 pm
Sample Type: Sample
Dilution Factor: 1.00
Autodil Factor: Undiluted
Final Dil Factor: 1.00

Data Results:
Analytes: Pass
ISTD: Pass

QC Elements

Element	IS Ref	Tune	Corr Conc	Raw Conc	Units	RSD(%)	High Limit	Flag
75 As	74	1	0.14	0.14	ug/l	51.93	1800.00	
208 Pb	209	1	37.50	37.50	ug/l	2.13	1800.00	

ISTD Elements

Element	Tune	CPS Mean	RSD(%)	Ref Value	Rec(%)	QC Range(%)	Flag
74 Ge	1	604644	3.11	616675	98.0	60 - 125	
209 Bi	1	2593731	1.26	2724981	95.2	60 - 125	

Tune File# 1 c:\icpchem\1\7500\nogas.u
Tune File# 2 C:\ICPCHEM\1\7500\
Tune File# 3 C:\ICPCHEM\1\7500\

ISTD Ref File : C:\ICPCHEM\1\DATA\16D20p00.B\003CALB.D\003CALB.D#

0 :Element Failures
0 :ISTD Failures
0 :Max. Number of Failures Allowed
0 :Max. Number of ISTD Failures Allowed

Sample QC Report

Data File: C:\ICPCHEM\1\DATA\16D20p00.B\077SMPL.D\077SMPL.D#
Date Acquired: Apr 20 2016 07:02 pm
Acq. Method: DW_AsPb.M
Operator:
Sample Name: 460-111792-a-22
Misc Info:
Vial Number: 3101
Current Method: C:\ICPCHEM\1\METHODS\DW_AsPb.M
Calibration File: C:\ICPCHEM\1\CALIB\DW_AsPb.C
Last Cal. Update: Apr 20 2016 03:42 pm
Sample Type: Sample
Dilution Factor: 1.00
Autodil Factor: Undiluted
Final Dil Factor: 1.00

Data Results:
Analytes: Pass
ISTD: Pass

QC Elements

Element	IS Ref	Tune	Corr Conc	Raw Conc	Units	RSD(%)	High Limit	Flag
75 As	74	1	0.10	0.10	ug/l	75.01	1800.00	
208 Pb	209	1	35.67	35.67	ug/l	2.29	1800.00	

ISTD Elements

Element	Tune	CPS Mean	RSD(%)	Ref Value	Rec(%)	QC Range(%)	Flag
74 Ge	1	602196	2.51	616675	97.7	60 - 125	
209 Bi	1	2588336	0.65	2724981	95.0	60 - 125	

Tune File# 1 c:\icpchem\1\7500\nogas.u
Tune File# 2 C:\ICPCHEM\1\7500\
Tune File# 3 C:\ICPCHEM\1\7500\

ISTD Ref File : C:\ICPCHEM\1\DATA\16D20p00.B\003CALB.D\003CALB.D#

0 :Element Failures
0 :ISTD Failures
0 :Max. Number of Failures Allowed
0 :Max. Number of ISTD Failures Allowed

Sample QC Report

Data File: C:\ICPCHEM\1\DATA\16D20p00.B\078SMPL.D\078SMPL.D#
Date Acquired: Apr 20 2016 07:05 pm
Acq. Method: DW_AsPb.M
Operator:
Sample Name: 460-111792-a-23
Misc Info:
Vial Number: 3102
Current Method: C:\ICPCHEM\1\METHODS\DW_AsPb.M
Calibration File: C:\ICPCHEM\1\CALIB\DW_AsPb.C
Last Cal. Update: Apr 20 2016 03:42 pm
Sample Type: Sample
Dilution Factor: 1.00
Autodil Factor: Undiluted
Final Dil Factor: 1.00

Data Results:
Analytes: Pass
ISTD: Pass

QC Elements

Element	IS Ref	Tune	Corr Conc	Raw Conc	Units	RSD(%)	High Limit	Flag
75 As	74	1	0.05	0.05	ug/l	40.06	1800.00	
208 Pb	209	1	2.40	2.40	ug/l	2.39	1800.00	

ISTD Elements

Element	Tune	CPS Mean	RSD(%)	Ref Value	Rec(%)	QC Range(%)	Flag
74 Ge	1	606576	2.16	616675	98.4	60 - 125	
209 Bi	1	2587995	1.05	2724981	95.0	60 - 125	

Tune File# 1 c:\icpchem\1\7500\nogas.u
Tune File# 2 C:\ICPCHEM\1\7500\
Tune File# 3 C:\ICPCHEM\1\7500\

ISTD Ref File : C:\ICPCHEM\1\DATA\16D20p00.B\003CALB.D\003CALB.D#

0 :Element Failures
0 :ISTD Failures
0 :Max. Number of Failures Allowed
0 :Max. Number of ISTD Failures Allowed

Continuing Calibration Verification (CCV) QC Report

Data File: C:\ICPCHEM\1\DATA\16D20p00.B\079_CCV.D\079_CCV.D#
Date Acquired: Apr 20 2016 07:08 pm
Acq. Method: DW_AsPb.M
Operator:
Sample Name: CCV 4335932
Misc Info:
Vial Number: 1104
Current Method: C:\ICPCHEM\1\METHODS\DW_AsPb.M
Calibration File: C:\ICPCHEM\1\CALIB\DW_AsPb.C
Last Cal. Update: Apr 20 2016 03:42 pm
Sample Type: CCV
Prep Dil. Factor: 1.00
Autodil Factor: Undiluted
Final Dil Factor: 1.00

Data Results:
Analytes: Pass
ISTD: Pass

Analyte Elements

Element	IS Ref	Tune	Conc. ug/L	RSD(%)	Expected	Rec(%)	QC Range(%)	Flag
75 As	74	1	49.49	0.94	50	99.0	90 - 110	
208 Pb	209	1	49.36	2.99	50	98.7	90 - 110	

ISTD Elements

Element	Tune	CPS Mean	RSD(%)	Ref Value	Rec(%)	QC Range(%)	Flag
74 Ge	1	595801	1.36	616675	96.6	60 - 125	
209 Bi	1	2667579	0.51	2724981	97.9	60 - 125	

Tune File# 1 c:\icpchem\1\7500\nogas.u
Tune File# 2 C:\ICPCHEM\1\7500\
Tune File# 3 C:\ICPCHEM\1\7500\

ISTD Ref File : C:\ICPCHEM\1\DATA\16D20p00.B\003CALB.D\003CALB.D#

0 :Element Failures
0 :ISTD Failures
0 :Max. Number of Failures Allowed
0 :Max. Number of ISTD Failures Allowed

CCB QC Report

Data File: C:\ICPCHEM\1\DATA\16D20p00.B\080_CCB.D\080_CCB.D#
Date Acquired: Apr 20 2016 07:11 pm
Operator:
Sample Name: CCB
Misc Info:
Vial Number: 1101
Current Method: C:\ICPCHEM\1\METHODS\DW_AsPb.M
Calibration File: C:\ICPCHEM\1\CALIB\DW_AsPb.C
Last Cal Update: Apr 20 2016 03:42 pm
Sample Type: CCB
Total Dil Factor: 1.00

QC Elements

Element	Conc.	RSD(%)	High Limit	Flag
75 As	-0.07 ug/l	60.44	1.00	
208 Pb	0.00 ug/l	85.15	2.50	

ISTD Elements

Element	CPS Mean	RSD(%)	Ref Value	Rec(%)	QC Range(%)	Flag
74 Ge	615006.06	2.45	616675.00	99.7	60 - 125	
209 Bi	2712070.30	0.95	2724980.50	99.5	60 - 125	

ISTD Ref File : C:\ICPCHEM\1\DATA\16D20p00.B\003CALB.D\003CALB.D#

0 :Element Failures 0 :Max. Number of Failures Allowed
0 :ISTD Failures 0 :Max. Number of ISTD Failures Allowed

Data Results:

Analytes: Pass
ISTD: Pass

CCB QC Report

Data File: C:\ICPCHEM\1\DATA\16D20p00.B\081_CCB.D\081_CCB.D#
Date Acquired: Apr 20 2016 07:14 pm
Operator:
Sample Name: MB
Misc Info:
Vial Number: 3201
Current Method: C:\ICPCHEM\1\METHODS\DW_AsPb.M
Calibration File: C:\ICPCHEM\1\CALIB\DW_AsPb.C
Last Cal Update: Apr 20 2016 03:42 pm
Sample Type: CCB
Total Dil Factor: 1.00

QC Elements

Element	Conc.	RSD(%)	High Limit	Flag
75 As	-0.08 ug/l	87.94	1.00	
208 Pb	-0.01 ug/l	48.15	2.50	

ISTD Elements

Element	CPS Mean	RSD(%)	Ref Value	Rec(%)	QC Range(%)	Flag
74 Ge	615505.75	2.34	616675.00	99.8	60 - 125	
209 Bi	2707447.80	0.65	2724980.50	99.4	60 - 125	

ISTD Ref File : C:\ICPCHEM\1\DATA\16D20p00.B\003CALB.D\003CALB.D#

0 :Element Failures 0 :Max. Number of Failures Allowed
0 :ISTD Failures 0 :Max. Number of ISTD Failures Allowed

Data Results:

Analytes: Pass
ISTD: Pass

Sample QC Report

Data File: C:\ICPCHEM\1\DATA\16D20p00.B\082SMPL.D\082SMPL.D#
Date Acquired: Apr 20 2016 07:16 pm
Acq. Method: DW_AsPb.M
Operator:
Sample Name: LCS
Misc Info:
Vial Number: 3202
Current Method: C:\ICPCHEM\1\METHODS\DW_AsPb.M
Calibration File: C:\ICPCHEM\1\CALIB\DW_AsPb.C
Last Cal. Update: Apr 20 2016 03:42 pm
Sample Type: Sample
Dilution Factor: 1.00
Autodil Factor: Undiluted
Final Dil Factor: 1.00

Data Results:
Analytes: Pass
ISTD: Pass

QC Elements

Element	IS Ref	Tune	Corr Conc	Raw Conc	Units	RSD(%)	High Limit	Flag
75 As	74	1	8.68	8.68	ug/l	0.98	1800.00	
208 Pb	209	1	4.54	4.54	ug/l	3.08	1800.00	

ISTD Elements

Element	Tune	CPS Mean	RSD(%)	Ref Value	Rec(%)	QC Range(%)	Flag
74 Ge	1	620266	2.98	616675	100.6	60 - 125	
209 Bi	1	2729947	0.84	2724981	100.2	60 - 125	

Tune File# 1 c:\icpchem\1\7500\nogas.u
Tune File# 2 C:\ICPCHEM\1\7500\
Tune File# 3 C:\ICPCHEM\1\7500\

ISTD Ref File : C:\ICPCHEM\1\DATA\16D20p00.B\003CALB.D\003CALB.D#

0 :Element Failures
0 :ISTD Failures
0 :Max. Number of Failures Allowed
0 :Max. Number of ISTD Failures Allowed

Sample QC Report

Data File: C:\ICPCHEM\1\DATA\16D20p00.B\083SMPL.D\083SMPL.D#
Date Acquired: Apr 20 2016 07:19 pm
Acq. Method: DW_AsPb.M
Operator:
Sample Name: MS 460-111792-a-24
Misc Info:
Vial Number: 3203
Current Method: C:\ICPCHEM\1\METHODS\DW_AsPb.M
Calibration File: C:\ICPCHEM\1\CALIB\DW_AsPb.C
Last Cal. Update: Apr 20 2016 03:42 pm
Sample Type: Sample
Dilution Factor: 1.00
Autodil Factor: Undiluted
Final Dil Factor: 1.00

Data Results:
Analytes: Pass
ISTD: Pass

QC Elements

Element	IS Ref	Tune	Corr Conc	Raw Conc	Units	RSD(%)	High Limit	Flag
75 As	74	1	9.62	9.62	ug/l	1.17	1800.00	
208 Pb	209	1	12.91	12.91	ug/l	1.50	1800.00	

ISTD Elements

Element	Tune	CPS Mean	RSD(%)	Ref Value	Rec(%)	QC Range(%)	Flag
74 Ge	1	610098	3.05	616675	98.9	60 - 125	
209 Bi	1	2601655	1.67	2724981	95.5	60 - 125	

Tune File# 1 c:\icpchem\1\7500\nogas.u
Tune File# 2 C:\ICPCHEM\1\7500\
Tune File# 3 C:\ICPCHEM\1\7500\

ISTD Ref File : C:\ICPCHEM\1\DATA\16D20p00.B\003CALB.D\003CALB.D#

0 :Element Failures
0 :ISTD Failures
0 :Max. Number of Failures Allowed
0 :Max. Number of ISTD Failures Allowed

Sample QC Report

Data File: C:\ICPCHEM\1\DATA\16D20p00.B\084SMPL.D\084SMPL.D#
Date Acquired: Apr 20 2016 07:22 pm
Acq. Method: DW_AsPb.M
Operator:
Sample Name: DU 460-111792-a-24
Misc Info:
Vial Number: 3204
Current Method: C:\ICPCHEM\1\METHODS\DW_AsPb.M
Calibration File: C:\ICPCHEM\1\CALIB\DW_AsPb.C
Last Cal. Update: Apr 20 2016 03:42 pm
Sample Type: Sample
Dilution Factor: 1.00
Autodil Factor: Undiluted
Final Dil Factor: 1.00

Data Results:
Analytes: Pass
ISTD: Pass

QC Elements

Element	IS Ref	Tune	Corr Conc	Raw Conc	Units	RSD(%)	High Limit	Flag
75 As	74	1	0.08	0.08	ug/l	52.45	1800.00	
208 Pb	209	1	8.27	8.27	ug/l	2.59	1800.00	

ISTD Elements

Element	Tune	CPS Mean	RSD(%)	Ref Value	Rec(%)	QC Range(%)	Flag
74 Ge	1	614052	2.47	616675	99.6	60 - 125	
209 Bi	1	2606541	0.28	2724981	95.7	60 - 125	

Tune File# 1 c:\icpchem\1\7500\nogas.u
Tune File# 2 C:\ICPCHEM\1\7500\
Tune File# 3 C:\ICPCHEM\1\7500\

ISTD Ref File : C:\ICPCHEM\1\DATA\16D20p00.B\003CALB.D\003CALB.D#

0 :Element Failures
0 :ISTD Failures
0 :Max. Number of Failures Allowed
0 :Max. Number of ISTD Failures Allowed

Sample QC Report

Data File: C:\ICPCHEM\1\DATA\16D20p00.B\085SMPL.D\085SMPL.D#
Date Acquired: Apr 20 2016 07:25 pm
Acq. Method: DW_AsPb.M
Operator:
Sample Name: 460-111792-a-24
Misc Info:
Vial Number: 3205
Current Method: C:\ICPCHEM\1\METHODS\DW_AsPb.M
Calibration File: C:\ICPCHEM\1\CALIB\DW_AsPb.C
Last Cal. Update: Apr 20 2016 03:42 pm
Sample Type: Sample
Dilution Factor: 1.00
Autodil Factor: Undiluted
Final Dil Factor: 1.00

Data Results:
Analytes: Pass
ISTD: Pass

QC Elements

Element	IS Ref	Tune	Corr Conc	Raw Conc	Units	RSD(%)	High Limit	Flag
75 As	74	1	0.09	0.09	ug/l	99.75	1800.00	
208 Pb	209	1	8.21	8.21	ug/l	2.69	1800.00	

ISTD Elements

Element	Tune	CPS Mean	RSD(%)	Ref Value	Rec(%)	QC Range(%)	Flag
74 Ge	1	611755	2.50	616675	99.2	60 - 125	
209 Bi	1	2611447	0.82	2724981	95.8	60 - 125	

Tune File# 1 c:\icpchem\1\7500\nogas.u
Tune File# 2 C:\ICPCHEM\1\7500\
Tune File# 3 C:\ICPCHEM\1\7500\

ISTD Ref File : C:\ICPCHEM\1\DATA\16D20p00.B\003CALB.D\003CALB.D#

0 :Element Failures
0 :ISTD Failures
0 :Max. Number of Failures Allowed
0 :Max. Number of ISTD Failures Allowed

Sample QC Report

Data File: C:\ICPCHEM\1\DATA\16D20p00.B\086SMPL.D\086SMPL.D#
Date Acquired: Apr 20 2016 07:28 pm
Acq. Method: DW_AsPb.M
Operator:
Sample Name: SD 460-111792-a-24
Misc Info:
Vial Number: 3206
Current Method: C:\ICPCHEM\1\METHODS\DW_AsPb.M
Calibration File: C:\ICPCHEM\1\CALIB\DW_AsPb.C
Last Cal. Update: Apr 20 2016 03:42 pm
Sample Type: Sample
Dilution Factor: 5.00
Autodil Factor: Undiluted
Final Dil Factor: 5.00

Data Results:
Analytes: Pass
ISTD: Pass

QC Elements

Element	IS Ref	Tune	Corr Conc	Raw Conc	Units	RSD(%)	High Limit	Flag
75 As	74	1	-0.03	-0.01	ug/l	1570.20	1800.00	
208 Pb	209	1	8.32	1.66	ug/l	3.77	1800.00	

ISTD Elements

Element	Tune	CPS Mean	RSD(%)	Ref Value	Rec(%)	QC Range(%)	Flag
74 Ge	1	617491	3.08	616675	100.1	60 - 125	
209 Bi	1	2676613	0.91	2724981	98.2	60 - 125	

Tune File# 1 c:\icpchem\1\7500\nogas.u
Tune File# 2 C:\ICPCHEM\1\7500\
Tune File# 3 C:\ICPCHEM\1\7500\

ISTD Ref File : C:\ICPCHEM\1\DATA\16D20p00.B\003CALB.D\003CALB.D#

0 :Element Failures
0 :ISTD Failures
0 :Max. Number of Failures Allowed
0 :Max. Number of ISTD Failures Allowed

Sample QC Report

Data File: C:\ICPCHEM\1\DATA\16D20p00.B\087SMPL.D\087SMPL.D#
Date Acquired: Apr 20 2016 07:31 pm
Acq. Method: DW_AsPb.M
Operator:
Sample Name: 460-111792-a-25
Misc Info:
Vial Number: 3207
Current Method: C:\ICPCHEM\1\METHODS\DW_AsPb.M
Calibration File: C:\ICPCHEM\1\CALIB\DW_AsPb.C
Last Cal. Update: Apr 20 2016 03:42 pm
Sample Type: Sample
Dilution Factor: 1.00
Autodil Factor: Undiluted
Final Dil Factor: 1.00

Data Results:
Analytes: Pass
ISTD: Pass

QC Elements

Element	IS Ref	Tune	Corr Conc	Raw Conc	Units	RSD(%)	High Limit	Flag
75 As	74	1	0.08	0.08	ug/l	75.46	1800.00	
208 Pb	209	1	2.40	2.40	ug/l	2.42	1800.00	

ISTD Elements

Element	Tune	CPS Mean	RSD(%)	Ref Value	Rec(%)	QC Range(%)	Flag
74 Ge	1	611362	2.48	616675	99.1	60 - 125	
209 Bi	1	2598259	1.05	2724981	95.3	60 - 125	

Tune File# 1 c:\icpchem\1\7500\nogas.u
Tune File# 2 C:\ICPCHEM\1\7500\
Tune File# 3 C:\ICPCHEM\1\7500\

ISTD Ref File : C:\ICPCHEM\1\DATA\16D20p00.B\003CALB.D\003CALB.D#

0 :Element Failures
0 :ISTD Failures
0 :Max. Number of Failures Allowed
0 :Max. Number of ISTD Failures Allowed

Sample QC Report

Data File: C:\ICPCHEM\1\DATA\16D20p00.B\088SMPL.D\088SMPL.D#
Date Acquired: Apr 20 2016 07:34 pm
Acq. Method: DW_AsPb.M
Operator:
Sample Name: 460-111792-a-26
Misc Info:
Vial Number: 3208
Current Method: C:\ICPCHEM\1\METHODS\DW_AsPb.M
Calibration File: C:\ICPCHEM\1\CALIB\DW_AsPb.C
Last Cal. Update: Apr 20 2016 03:42 pm
Sample Type: Sample
Dilution Factor: 1.00
Autodil Factor: Undiluted
Final Dil Factor: 1.00

Data Results:
Analytes: Pass
ISTD: Pass

QC Elements

Element	IS Ref	Tune	Corr Conc	Raw Conc	Units	RSD(%)	High Limit	Flag
75 As	74	1	0.13	0.13	ug/l	38.33	1800.00	
208 Pb	209	1	1.14	1.14	ug/l	3.08	1800.00	

ISTD Elements

Element	Tune	CPS Mean	RSD(%)	Ref Value	Rec(%)	QC Range(%)	Flag
74 Ge	1	613866	2.81	616675	99.5	60 - 125	
209 Bi	1	2597225	0.44	2724981	95.3	60 - 125	

Tune File# 1 c:\icpchem\1\7500\nogas.u
Tune File# 2 C:\ICPCHEM\1\7500\
Tune File# 3 C:\ICPCHEM\1\7500\

ISTD Ref File : C:\ICPCHEM\1\DATA\16D20p00.B\003CALB.D\003CALB.D#

0 :Element Failures
0 :ISTD Failures
0 :Max. Number of Failures Allowed
0 :Max. Number of ISTD Failures Allowed

Sample QC Report

Data File: C:\ICPCHEM\1\DATA\16D20p00.B\089SMPL.D\089SMPL.D#
Date Acquired: Apr 20 2016 07:36 pm
Acq. Method: DW_AsPb.M
Operator:
Sample Name: 460-111792-a-27
Misc Info:
Vial Number: 3209
Current Method: C:\ICPCHEM\1\METHODS\DW_AsPb.M
Calibration File: C:\ICPCHEM\1\CALIB\DW_AsPb.C
Last Cal. Update: Apr 20 2016 03:42 pm
Sample Type: Sample
Dilution Factor: 1.00
Autodil Factor: Undiluted
Final Dil Factor: 1.00

Data Results:
Analytes: Pass
ISTD: Pass

QC Elements

Element	IS Ref	Tune	Corr Conc	Raw Conc	Units	RSD(%)	High Limit	Flag
75 As	74	1	0.07	0.07	ug/l	193.52	1800.00	
208 Pb	209	1	3.67	3.67	ug/l	1.95	1800.00	

ISTD Elements

Element	Tune	CPS Mean	RSD(%)	Ref Value	Rec(%)	QC Range(%)	Flag
74 Ge	1	609715	2.50	616675	98.9	60 - 125	
209 Bi	1	2587385	1.59	2724981	95.0	60 - 125	

Tune File# 1 c:\icpchem\1\7500\nogas.u
Tune File# 2 C:\ICPCHEM\1\7500\
Tune File# 3 C:\ICPCHEM\1\7500\

ISTD Ref File : C:\ICPCHEM\1\DATA\16D20p00.B\003CALB.D\003CALB.D#

0 :Element Failures
0 :ISTD Failures
0 :Max. Number of Failures Allowed
0 :Max. Number of ISTD Failures Allowed

Sample QC Report

Data File: C:\ICPCHEM\1\DATA\16D20p00.B\090SMPL.D\090SMPL.D#
Date Acquired: Apr 20 2016 07:39 pm
Acq. Method: DW_AsPb.M
Operator:
Sample Name: 460-111792-a-28
Misc Info:
Vial Number: 3210
Current Method: C:\ICPCHEM\1\METHODS\DW_AsPb.M
Calibration File: C:\ICPCHEM\1\CALIB\DW_AsPb.C
Last Cal. Update: Apr 20 2016 03:42 pm
Sample Type: Sample
Dilution Factor: 1.00
Autodil Factor: Undiluted
Final Dil Factor: 1.00

Data Results:
Analytes: Pass
ISTD: Pass

QC Elements

Element	IS Ref	Tune	Corr Conc	Raw Conc	Units	RSD(%)	High Limit	Flag
75 As	74	1	0.10	0.10	ug/l	43.62	1800.00	
208 Pb	209	1	5.28	5.28	ug/l	2.33	1800.00	

ISTD Elements

Element	Tune	CPS Mean	RSD(%)	Ref Value	Rec(%)	QC Range(%)	Flag
74 Ge	1	610001	2.83	616675	98.9	60 - 125	
209 Bi	1	2576141	1.04	2724981	94.5	60 - 125	

Tune File# 1 c:\icpchem\1\7500\nogas.u
Tune File# 2 C:\ICPCHEM\1\7500\
Tune File# 3 C:\ICPCHEM\1\7500\

ISTD Ref File : C:\ICPCHEM\1\DATA\16D20p00.B\003CALB.D\003CALB.D#

0 :Element Failures
0 :ISTD Failures
0 :Max. Number of Failures Allowed
0 :Max. Number of ISTD Failures Allowed

Continuing Calibration Verification (CCV) QC Report

Data File: C:\ICPCHEM\1\DATA\16D20p00.B\091_CCV.D\091_CCV.D#
Date Acquired: Apr 20 2016 07:42 pm
Acq. Method: DW_AsPb.M
Operator:
Sample Name: CCV 4335932
Misc Info:
Vial Number: 1104
Current Method: C:\ICPCHEM\1\METHODS\DW_AsPb.M
Calibration File: C:\ICPCHEM\1\CALIB\DW_AsPb.C
Last Cal. Update: Apr 20 2016 03:42 pm
Sample Type: CCV
Prep Dil. Factor: 1.00
Autodil Factor: Undiluted
Final Dil Factor: 1.00

Data Results:
Analytes: Pass
ISTD: Pass

Analyte Elements

Element	IS Ref	Tune	Conc. ug/L	RSD(%)	Expected	Rec(%)	QC Range(%)	Flag
75 As	74	1	49.42	0.74	50	98.8	90 - 110	
208 Pb	209	1	48.79	2.52	50	97.6	90 - 110	

ISTD Elements

Element	Tune	CPS Mean	RSD(%)	Ref Value	Rec(%)	QC Range(%)	Flag
74 Ge	1	598568	2.54	616675	97.1	60 - 125	
209 Bi	1	2695893	0.34	2724981	98.9	60 - 125	

Tune File# 1 c:\icpchem\1\7500\nogas.u
Tune File# 2 C:\ICPCHEM\1\7500\
Tune File# 3 C:\ICPCHEM\1\7500\

ISTD Ref File : C:\ICPCHEM\1\DATA\16D20p00.B\003CALB.D\003CALB.D#

0 :Element Failures
0 :ISTD Failures
0 :Max. Number of Failures Allowed
0 :Max. Number of ISTD Failures Allowed

CCB QC Report

Data File: C:\ICPCHEM\1\DATA\16D20p00.B\092_CCB.D\092_CCB.D#
Date Acquired: Apr 20 2016 07:45 pm
Operator:
Sample Name: CCB
Misc Info:
Vial Number: 1101
Current Method: C:\ICPCHEM\1\METHODS\DW_AsPb.M
Calibration File: C:\ICPCHEM\1\CALIB\DW_AsPb.C
Last Cal Update: Apr 20 2016 03:42 pm
Sample Type: CCB
Total Dil Factor: 1.00

QC Elements

Element	Conc.	RSD(%)	High Limit	Flag
75 As	-0.05 ug/l	124.83	1.00	
208 Pb	0.00 ug/l	167.76	2.50	

ISTD Elements

Element	CPS Mean	RSD(%)	Ref Value	Rec(%)	QC Range(%)	Flag
74 Ge	619078.19	1.94	616675.00	100.4	60 - 125	
209 Bi	2746659.50	0.99	2724980.50	100.8	60 - 125	

ISTD Ref File : C:\ICPCHEM\1\DATA\16D20p00.B\003CALB.D\003CALB.D#

0 :Element Failures 0 :Max. Number of Failures Allowed
0 :ISTD Failures 0 :Max. Number of ISTD Failures Allowed

Data Results:
Analytes: Pass
ISTD: Pass

Sample QC Report

Data File: C:\ICPCHEM\1\DATA\16D20p00.B\093SMPL.D\093SMPL.D#
Date Acquired: Apr 20 2016 07:48 pm
Acq. Method: DW_AsPb.M
Operator:
Sample Name: 460-111792-a-29
Misc Info:
Vial Number: 3211
Current Method: C:\ICPCHEM\1\METHODS\DW_AsPb.M
Calibration File: C:\ICPCHEM\1\CALIB\DW_AsPb.C
Last Cal. Update: Apr 20 2016 03:42 pm
Sample Type: Sample
Dilution Factor: 1.00
Autodil Factor: Undiluted
Final Dil Factor: 1.00

Data Results:
Analytes: Pass
ISTD: Pass

QC Elements

Element	IS Ref	Tune	Corr Conc	Raw Conc	Units	RSD(%)	High Limit	Flag
75 As	74	1	-0.13	-0.13	ug/l	45.01	1800.00	
208 Pb	209	1	-0.01	-0.01	ug/l	38.03	1800.00	

ISTD Elements

Element	Tune	CPS Mean	RSD(%)	Ref Value	Rec(%)	QC Range(%)	Flag
74 Ge	1	625742	2.62	616675	101.5	60 - 125	
209 Bi	1	2761241	0.46	2724981	101.3	60 - 125	

Tune File# 1 c:\icpchem\1\7500\nogas.u
Tune File# 2 C:\ICPCHEM\1\7500\
Tune File# 3 C:\ICPCHEM\1\7500\

ISTD Ref File : C:\ICPCHEM\1\DATA\16D20p00.B\003CALB.D\003CALB.D#

0 :Element Failures
0 :ISTD Failures
0 :Max. Number of Failures Allowed
0 :Max. Number of ISTD Failures Allowed

Continuing Calibration Verification (CCV) QC Report

Data File: C:\ICPCHEM\1\DATA\16D20p00.B\094_CCV.D\094_CCV.D#
Date Acquired: Apr 20 2016 07:51 pm
Acq. Method: DW_AsPb.M
Operator:
Sample Name: CCV 4335932
Misc Info:
Vial Number: 1104
Current Method: C:\ICPCHEM\1\METHODS\DW_AsPb.M
Calibration File: C:\ICPCHEM\1\CALIB\DW_AsPb.C
Last Cal. Update: Apr 20 2016 03:42 pm
Sample Type: CCV
Prep Dil. Factor: 1.00
Autodil Factor: Undiluted
Final Dil Factor: 1.00

Data Results:
Analytes: Pass
ISTD: Pass

Analyte Elements

Element	IS Ref	Tune	Conc. ug/L	RSD(%)	Expected	Rec(%)	QC Range(%)	Flag
75 As	74	1	49.23	0.64	50	98.5	90 - 110	
208 Pb	209	1	48.95	2.68	50	97.9	90 - 110	

ISTD Elements

Element	Tune	CPS Mean	RSD(%)	Ref Value	Rec(%)	QC Range(%)	Flag
74 Ge	1	597740	2.45	616675	96.9	60 - 125	
209 Bi	1	2677086	0.55	2724981	98.2	60 - 125	

Tune File# 1 c:\icpchem\1\7500\nogas.u
Tune File# 2 C:\ICPCHEM\1\7500\
Tune File# 3 C:\ICPCHEM\1\7500\

ISTD Ref File : C:\ICPCHEM\1\DATA\16D20p00.B\003CALB.D\003CALB.D#

0 :Element Failures
0 :ISTD Failures
0 :Max. Number of Failures Allowed
0 :Max. Number of ISTD Failures Allowed

CCB QC Report

Data File: C:\ICPCHEM\1\DATA\16D20p00.B\095_CCB.D\095_CCB.D#
Date Acquired: Apr 20 2016 07:54 pm
Operator:
Sample Name: CCB
Misc Info:
Vial Number: 1101
Current Method: C:\ICPCHEM\1\METHODS\DW_AsPb.M
Calibration File: C:\ICPCHEM\1\CALIB\DW_AsPb.C
Last Cal Update: Apr 20 2016 03:42 pm
Sample Type: CCB
Total Dil Factor: 1.00

QC Elements

Element	Conc.	RSD(%)	High Limit	Flag
75 As	-0.10 ug/l	34.41	1.00	
208 Pb	-0.01 ug/l	58.81	2.50	

ISTD Elements

Element	CPS Mean	RSD(%)	Ref Value	Rec(%)	QC Range(%)	Flag
74 Ge	619701.63	2.22	616675.00	100.5	60 - 125	
209 Bi	2724548.50	0.53	2724980.50	100.0	60 - 125	

ISTD Ref File : C:\ICPCHEM\1\DATA\16D20p00.B\003CALB.D\003CALB.D#

0 :Element Failures 0 :Max. Number of Failures Allowed
0 :ISTD Failures 0 :Max. Number of ISTD Failures Allowed

Data Results:

Analytes: Pass
ISTD: Pass

CCB QC Report

Data File: C:\ICPCHEM\1\DATA\16D20p00.B\096_CCB.D\096_CCB.D#
Date Acquired: Apr 20 2016 07:57 pm
Operator:
Sample Name: MB
Misc Info:
Vial Number: 4101
Current Method: C:\ICPCHEM\1\METHODS\DW_AsPb.M
Calibration File: C:\ICPCHEM\1\CALIB\DW_AsPb.C
Last Cal Update: Apr 20 2016 03:42 pm
Sample Type: CCB
Total Dil Factor: 1.00

QC Elements

Element	Conc.	RSD(%)	High Limit	Flag
75 As	-0.10 ug/l	39.35	1.00	
208 Pb	0.00 ug/l	37.59	2.50	

ISTD Elements

Element	CPS Mean	RSD(%)	Ref Value	Rec(%)	QC Range(%)	Flag
74 Ge	618903.00	2.49	616675.00	100.4	60 - 125	
209 Bi	2724456.80	0.45	2724980.50	100.0	60 - 125	

ISTD Ref File : C:\ICPCHEM\1\DATA\16D20p00.B\003CALB.D\003CALB.D#

0 :Element Failures 0 :Max. Number of Failures Allowed
0 :ISTD Failures 0 :Max. Number of ISTD Failures Allowed

Data Results:

Analytes: Pass
ISTD: Pass

Sample QC Report

Data File: C:\ICPCHEM\1\DATA\16D20p00.B\097SMPL.D\097SMPL.D#
Date Acquired: Apr 20 2016 07:59 pm
Acq. Method: DW_AsPb.M
Operator:
Sample Name: LCS
Misc Info:
Vial Number: 4102
Current Method: C:\ICPCHEM\1\METHODS\DW_AsPb.M
Calibration File: C:\ICPCHEM\1\CALIB\DW_AsPb.C
Last Cal. Update: Apr 20 2016 03:42 pm
Sample Type: Sample
Dilution Factor: 1.00
Autodil Factor: Undiluted
Final Dil Factor: 1.00

Data Results:
Analytes: Pass
ISTD: Pass

QC Elements

Element	IS Ref	Tune	Corr Conc	Raw Conc	Units	RSD(%)	High Limit	Flag
75 As	74	1	8.67	8.67	ug/l	0.72	1800.00	
208 Pb	209	1	4.44	4.44	ug/l	2.07	1800.00	

ISTD Elements

Element	Tune	CPS Mean	RSD(%)	Ref Value	Rec(%)	QC Range(%)	Flag
74 Ge	1	624053	2.54	616675	101.2	60 - 125	
209 Bi	1	2737298	1.38	2724981	100.5	60 - 125	

Tune File# 1 c:\icpchem\1\7500\nogas.u
Tune File# 2 C:\ICPCHEM\1\7500\
Tune File# 3 C:\ICPCHEM\1\7500\

ISTD Ref File : C:\ICPCHEM\1\DATA\16D20p00.B\003CALB.D\003CALB.D#

0 :Element Failures
0 :ISTD Failures
0 :Max. Number of Failures Allowed
0 :Max. Number of ISTD Failures Allowed

Sample QC Report

Data File: C:\ICPCHEM\1\DATA\16D20p00.B\098SMPL.D\098SMPL.D#
Date Acquired: Apr 20 2016 08:02 pm
Acq. Method: DW_AsPb.M
Operator:
Sample Name: MS 460-111799-A-1
Misc Info:
Vial Number: 4103
Current Method: C:\ICPCHEM\1\METHODS\DW_AsPb.M
Calibration File: C:\ICPCHEM\1\CALIB\DW_AsPb.C
Last Cal. Update: Apr 20 2016 03:42 pm
Sample Type: Sample
Dilution Factor: 1.00
Autodil Factor: Undiluted
Final Dil Factor: 1.00

Data Results:
Analytes: Pass
ISTD: Pass

QC Elements

Element	IS Ref	Tune	Corr Conc	Raw Conc	Units	RSD(%)	High Limit	Flag
75 As	74	1	9.48	9.48	ug/l	0.45	1800.00	
208 Pb	209	1	5.48	5.48	ug/l	1.83	1800.00	

ISTD Elements

Element	Tune	CPS Mean	RSD(%)	Ref Value	Rec(%)	QC Range(%)	Flag
74 Ge	1	623260	2.36	616675	101.1	60 - 125	
209 Bi	1	2734788	0.82	2724981	100.4	60 - 125	

Tune File# 1 c:\icpchem\1\7500\nogas.u
Tune File# 2 C:\ICPCHEM\1\7500\
Tune File# 3 C:\ICPCHEM\1\7500\

ISTD Ref File : C:\ICPCHEM\1\DATA\16D20p00.B\003CALB.D\003CALB.D#

0 :Element Failures
0 :ISTD Failures
0 :Max. Number of Failures Allowed
0 :Max. Number of ISTD Failures Allowed

Sample QC Report

Data File: C:\ICPCHEM\1\DATA\16D20p00.B\099SMPL.D\099SMPL.D#
Date Acquired: Apr 20 2016 08:05 pm
Acq. Method: DW_AsPb.M
Operator:
Sample Name: DU 460-111799-A-1
Misc Info:
Vial Number: 4104
Current Method: C:\ICPCHEM\1\METHODS\DW_AsPb.M
Calibration File: C:\ICPCHEM\1\CALIB\DW_AsPb.C
Last Cal. Update: Apr 20 2016 03:42 pm
Sample Type: Sample
Dilution Factor: 1.00
Autodil Factor: Undiluted
Final Dil Factor: 1.00

Data Results:
Analytes: Pass
ISTD: Pass

QC Elements

Element	IS Ref	Tune	Corr Conc	Raw Conc	Units	RSD(%)	High Limit	Flag
75 As	74	1	-0.04	-0.04	ug/l	112.61	1800.00	
208 Pb	209	1	0.62	0.62	ug/l	1.38	1800.00	

ISTD Elements

Element	Tune	CPS Mean	RSD(%)	Ref Value	Rec(%)	QC Range(%)	Flag
74 Ge	1	624582	2.32	616675	101.3	60 - 125	
209 Bi	1	2722578	1.10	2724981	99.9	60 - 125	

Tune File# 1 c:\icpchem\1\7500\nogas.u
Tune File# 2 C:\ICPCHEM\1\7500\
Tune File# 3 C:\ICPCHEM\1\7500\

ISTD Ref File : C:\ICPCHEM\1\DATA\16D20p00.B\003CALB.D\003CALB.D#

0 :Element Failures
0 :ISTD Failures
0 :Max. Number of Failures Allowed
0 :Max. Number of ISTD Failures Allowed

Sample QC Report

Data File: C:\ICPCHEM\1\DATA\16D20p00.B\100SMPL.D\100SMPL.D#
Date Acquired: Apr 20 2016 08:08 pm
Acq. Method: DW_AsPb.M
Operator:
Sample Name: 460-111799-A-1
Misc Info:
Vial Number: 4105
Current Method: C:\ICPCHEM\1\METHODS\DW_AsPb.M
Calibration File: C:\ICPCHEM\1\CALIB\DW_AsPb.C
Last Cal. Update: Apr 20 2016 03:42 pm
Sample Type: Sample
Dilution Factor: 5.00
Autodil Factor: Undiluted
Final Dil Factor: 5.00

Data Results:
Analytes: Pass
ISTD: Pass

QC Elements

Element	IS Ref	Tune	Corr Conc	Raw Conc	Units	RSD(%)	High Limit	Flag
75 As	74	1	-0.12	-0.02	ug/l	186.00	1800.00	
208 Pb	209	1	3.06	0.61	ug/l	2.89	1800.00	

ISTD Elements

Element	Tune	CPS Mean	RSD(%)	Ref Value	Rec(%)	QC Range(%)	Flag
74 Ge	1	619268	2.39	616675	100.4	60 - 125	
209 Bi	1	2706523	0.55	2724981	99.3	60 - 125	

Tune File# 1 c:\icpchem\1\7500\nogas.u
Tune File# 2 C:\ICPCHEM\1\7500\
Tune File# 3 C:\ICPCHEM\1\7500\

ISTD Ref File : C:\ICPCHEM\1\DATA\16D20p00.B\003CALB.D\003CALB.D#

0 :Element Failures
0 :ISTD Failures
0 :Max. Number of Failures Allowed
0 :Max. Number of ISTD Failures Allowed

Sample QC Report

Data File: C:\ICPCHEM\1\DATA\16D20p00.B\101SMPL.D\101SMPL.D#
Date Acquired: Apr 20 2016 08:11 pm
Acq. Method: DW_AsPb.M
Operator:
Sample Name: SD 460-111799-A-1@5
Misc Info:
Vial Number: 4106
Current Method: C:\ICPCHEM\1\METHODS\DW_AsPb.M
Calibration File: C:\ICPCHEM\1\CALIB\DW_AsPb.C
Last Cal. Update: Apr 20 2016 03:42 pm
Sample Type: Sample
Dilution Factor: 1.00
Autodil Factor: Undiluted
Final Dil Factor: 1.00

Data Results:
Analytes: Pass
ISTD: Pass

QC Elements

Element	IS Ref	Tune	Corr Conc	Raw Conc	Units	RSD(%)	High Limit	Flag
75 As	74	1	-0.10	-0.10	ug/l	53.12	1800.00	
208 Pb	209	1	0.11	0.11	ug/l	1.52	1800.00	

ISTD Elements

Element	Tune	CPS Mean	RSD(%)	Ref Value	Rec(%)	QC Range(%)	Flag
74 Ge	1	618211	2.95	616675	100.2	60 - 125	
209 Bi	1	2716341	0.99	2724981	99.7	60 - 125	

Tune File# 1 c:\icpchem\1\7500\nogas.u
Tune File# 2 C:\ICPCHEM\1\7500\
Tune File# 3 C:\ICPCHEM\1\7500\

ISTD Ref File : C:\ICPCHEM\1\DATA\16D20p00.B\003CALB.D\003CALB.D#

0 :Element Failures
0 :ISTD Failures
0 :Max. Number of Failures Allowed
0 :Max. Number of ISTD Failures Allowed

Sample QC Report

Data File: C:\ICPCHEM\1\DATA\16D20p00.B\102SMPL.D\102SMPL.D#
Date Acquired: Apr 20 2016 08:14 pm
Acq. Method: DW_AsPb.M
Operator:
Sample Name: 460-111794-A-2
Misc Info:
Vial Number: 4107
Current Method: C:\ICPCHEM\1\METHODS\DW_AsPb.M
Calibration File: C:\ICPCHEM\1\CALIB\DW_AsPb.C
Last Cal. Update: Apr 20 2016 03:42 pm
Sample Type: Sample
Dilution Factor: 1.00
Autodil Factor: Undiluted
Final Dil Factor: 1.00

Data Results:
Analytes: Pass
ISTD: Pass

QC Elements

Element	IS Ref	Tune	Corr Conc	Raw Conc	Units	RSD(%)	High Limit	Flag
75 As	74	1	0.07	0.07	ug/l	91.59	1800.00	
208 Pb	209	1	4.01	4.01	ug/l	2.07	1800.00	

ISTD Elements

Element	Tune	CPS Mean	RSD(%)	Ref Value	Rec(%)	QC Range(%)	Flag
74 Ge	1	612132	2.06	616675	99.3	60 - 125	
209 Bi	1	2596508	0.43	2724981	95.3	60 - 125	

Tune File# 1 c:\icpchem\1\7500\nogas.u
Tune File# 2 C:\ICPCHEM\1\7500\
Tune File# 3 C:\ICPCHEM\1\7500\

ISTD Ref File : C:\ICPCHEM\1\DATA\16D20p00.B\003CALB.D\003CALB.D#

0 :Element Failures
0 :ISTD Failures
0 :Max. Number of Failures Allowed
0 :Max. Number of ISTD Failures Allowed

Sample QC Report

Data File: C:\ICPCHEM\1\DATA\16D20p00.B\103SMPL.D\103SMPL.D#
Date Acquired: Apr 20 2016 08:17 pm
Acq. Method: DW_AsPb.M
Operator:
Sample Name: MS 460-111794-A-2
Misc Info:
Vial Number: 4108
Current Method: C:\ICPCHEM\1\METHODS\DW_AsPb.M
Calibration File: C:\ICPCHEM\1\CALIB\DW_AsPb.C
Last Cal. Update: Apr 20 2016 03:42 pm
Sample Type: Sample
Dilution Factor: 1.00
Autodil Factor: Undiluted
Final Dil Factor: 1.00

Data Results:
Analytes: Pass
ISTD: Pass

QC Elements

Element	IS Ref	Tune	Corr Conc	Raw Conc	Units	RSD(%)	High Limit	Flag
75 As	74	1	9.98	9.98	ug/l	2.24	1800.00	
208 Pb	209	1	8.94	8.94	ug/l	1.55	1800.00	

ISTD Elements

Element	Tune	CPS Mean	RSD(%)	Ref Value	Rec(%)	QC Range(%)	Flag
74 Ge	1	611072	2.96	616675	99.1	60 - 125	
209 Bi	1	2595301	1.32	2724981	95.2	60 - 125	

Tune File# 1 c:\icpchem\1\7500\nogas.u
Tune File# 2 C:\ICPCHEM\1\7500\
Tune File# 3 C:\ICPCHEM\1\7500\

ISTD Ref File : C:\ICPCHEM\1\DATA\16D20p00.B\003CALB.D\003CALB.D#

0 :Element Failures
0 :ISTD Failures
0 :Max. Number of Failures Allowed
0 :Max. Number of ISTD Failures Allowed

Sample QC Report

Data File: C:\ICPCHEM\1\DATA\16D20p00.B\104SMPL.D\104SMPL.D#
Date Acquired: Apr 20 2016 08:20 pm
Acq. Method: DW_AsPb.M
Operator:
Sample Name: 460-111794-A-3
Misc Info:
Vial Number: 4109
Current Method: C:\ICPCHEM\1\METHODS\DW_AsPb.M
Calibration File: C:\ICPCHEM\1\CALIB\DW_AsPb.C
Last Cal. Update: Apr 20 2016 03:42 pm
Sample Type: Sample
Dilution Factor: 1.00
Autodil Factor: Undiluted
Final Dil Factor: 1.00

Data Results:
Analytes: Pass
ISTD: Pass

QC Elements

Element	IS Ref	Tune	Corr Conc	Raw Conc	Units	RSD(%)	High Limit	Flag
75 As	74	1	0.04	0.04	ug/l	146.84	1800.00	
208 Pb	209	1	5.41	5.41	ug/l	1.64	1800.00	

ISTD Elements

Element	Tune	CPS Mean	RSD(%)	Ref Value	Rec(%)	QC Range(%)	Flag
74 Ge	1	617466	2.77	616675	100.1	60 - 125	
209 Bi	1	2637060	1.33	2724981	96.8	60 - 125	

Tune File# 1 c:\icpchem\1\7500\nogas.u
Tune File# 2 C:\ICPCHEM\1\7500\
Tune File# 3 C:\ICPCHEM\1\7500\

ISTD Ref File : C:\ICPCHEM\1\DATA\16D20p00.B\003CALB.D\003CALB.D#

0 :Element Failures
0 :ISTD Failures
0 :Max. Number of Failures Allowed
0 :Max. Number of ISTD Failures Allowed

Sample QC Report

Data File: C:\ICPCHEM\1\DATA\16D20p00.B\105SMPL.D\105SMPL.D#
Date Acquired: Apr 20 2016 08:23 pm
Acq. Method: DW_AsPb.M
Operator:
Sample Name: 460-111799-A-4
Misc Info:
Vial Number: 4110
Current Method: C:\ICPCHEM\1\METHODS\DW_AsPb.M
Calibration File: C:\ICPCHEM\1\CALIB\DW_AsPb.C
Last Cal. Update: Apr 20 2016 03:42 pm
Sample Type: Sample
Dilution Factor: 1.00
Autodil Factor: Undiluted
Final Dil Factor: 1.00

Data Results:
Analytes: Pass
ISTD: Pass

QC Elements

Element	IS Ref	Tune	Corr Conc	Raw Conc	Units	RSD(%)	High Limit	Flag
75 As	74	1	-0.08	-0.08	ug/l	87.96	1800.00	
208 Pb	209	1	0.72	0.72	ug/l	4.00	1800.00	

ISTD Elements

Element	Tune	CPS Mean	RSD(%)	Ref Value	Rec(%)	QC Range(%)	Flag
74 Ge	1	626515	2.54	616675	101.6	60 - 125	
209 Bi	1	2731839	1.20	2724981	100.3	60 - 125	

Tune File# 1 c:\icpchem\1\7500\nogas.u
Tune File# 2 C:\ICPCHEM\1\7500\
Tune File# 3 C:\ICPCHEM\1\7500\

ISTD Ref File : C:\ICPCHEM\1\DATA\16D20p00.B\003CALB.D\003CALB.D#

0 :Element Failures
0 :ISTD Failures
0 :Max. Number of Failures Allowed
0 :Max. Number of ISTD Failures Allowed

Continuing Calibration Verification (CCV) QC Report

Data File: C:\ICPCHEM\1\DATA\16D20p00.B\106_CCV.D\106_CCV.D#
Date Acquired: Apr 20 2016 08:26 pm
Acq. Method: DW_AsPb.M
Operator:
Sample Name: CCV 4335932
Misc Info:
Vial Number: 1104
Current Method: C:\ICPCHEM\1\METHODS\DW_AsPb.M
Calibration File: C:\ICPCHEM\1\CALIB\DW_AsPb.C
Last Cal. Update: Apr 20 2016 03:42 pm
Sample Type: CCV
Prep Dil. Factor: 1.00
Autodil Factor: Undiluted
Final Dil Factor: 1.00

Data Results:
Analytes: Pass
ISTD: Pass

Analyte Elements

Element	IS Ref	Tune	Conc. ug/L	RSD(%)	Expected	Rec(%)	QC Range(%)	Flag
75 As	74	1	49.21	1.38	50	98.4	90 - 110	
208 Pb	209	1	49.09	1.64	50	98.2	90 - 110	

ISTD Elements

Element	Tune	CPS Mean	RSD(%)	Ref Value	Rec(%)	QC Range(%)	Flag
74 Ge	1	599677	2.97	616675	97.2	60 - 125	
209 Bi	1	2674761	1.56	2724981	98.2	60 - 125	

Tune File# 1 c:\icpchem\1\7500\nogas.u
Tune File# 2 C:\ICPCHEM\1\7500\
Tune File# 3 C:\ICPCHEM\1\7500\

ISTD Ref File : C:\ICPCHEM\1\DATA\16D20p00.B\003CALB.D\003CALB.D#

0 :Element Failures
0 :ISTD Failures
0 :Max. Number of Failures Allowed
0 :Max. Number of ISTD Failures Allowed

CCB QC Report

Data File: C:\ICPCHEM\1\DATA\16D20p00.B\107_CCB.D\107_CCB.D#
Date Acquired: Apr 20 2016 08:28 pm
Operator:
Sample Name: CCB
Misc Info:
Vial Number: 1101
Current Method: C:\ICPCHEM\1\METHODS\DW_AsPb.M
Calibration File: C:\ICPCHEM\1\CALIB\DW_AsPb.C
Last Cal Update: Apr 20 2016 03:42 pm
Sample Type: CCB
Total Dil Factor: 1.00

QC Elements

Element	Conc.	RSD(%)	High Limit	Flag
75 As	-0.10 ug/l	15.09	1.00	
208 Pb	-0.01 ug/l	17.43	2.50	

ISTD Elements

Element	CPS Mean	RSD(%)	Ref Value	Rec(%)	QC Range(%)	Flag
74 Ge	617194.19	1.91	616675.00	100.1	60 - 125	
209 Bi	2740904.80	0.80	2724980.50	100.6	60 - 125	

ISTD Ref File : C:\ICPCHEM\1\DATA\16D20p00.B\003CALB.D\003CALB.D#

0 :Element Failures 0 :Max. Number of Failures Allowed
0 :ISTD Failures 0 :Max. Number of ISTD Failures Allowed

Data Results:

Analytes: Pass
ISTD: Pass

Sample QC Report

Data File: C:\ICPCHEM\1\DATA\16D20p00.B\108SMPL.D\108SMPL.D#
Date Acquired: Apr 20 2016 08:31 pm
Acq. Method: DW_AsPb.M
Operator:
Sample Name: 460-111794-A-5
Misc Info:
Vial Number: 4111
Current Method: C:\ICPCHEM\1\METHODS\DW_AsPb.M
Calibration File: C:\ICPCHEM\1\CALIB\DW_AsPb.C
Last Cal. Update: Apr 20 2016 03:42 pm
Sample Type: Sample
Dilution Factor: 1.00
Autodil Factor: Undiluted
Final Dil Factor: 1.00

Data Results:
Analytes: Pass
ISTD: Pass

QC Elements

Element	IS Ref	Tune	Corr Conc	Raw Conc	Units	RSD(%)	High Limit	Flag
75 As	74	1	0.10	0.10	ug/l	61.87	1800.00	
208 Pb	209	1	3.89	3.89	ug/l	2.99	1800.00	

ISTD Elements

Element	Tune	CPS Mean	RSD(%)	Ref Value	Rec(%)	QC Range(%)	Flag
74 Ge	1	614579	1.91	616675	99.7	60 - 125	
209 Bi	1	2612130	0.35	2724981	95.9	60 - 125	

Tune File# 1 c:\icpchem\1\7500\nogas.u
Tune File# 2 C:\ICPCHEM\1\7500\
Tune File# 3 C:\ICPCHEM\1\7500\

ISTD Ref File : C:\ICPCHEM\1\DATA\16D20p00.B\003CALB.D\003CALB.D#

0 :Element Failures
0 :ISTD Failures
0 :Max. Number of Failures Allowed
0 :Max. Number of ISTD Failures Allowed

Sample QC Report

Data File: C:\ICPCHEM\1\DATA\16D20p00.B\109SMPL.D\109SMPL.D#
Date Acquired: Apr 20 2016 08:34 pm
Acq. Method: DW_AsPb.M
Operator:
Sample Name: 460-111794-B-6
Misc Info:
Vial Number: 4112
Current Method: C:\ICPCHEM\1\METHODS\DW_AsPb.M
Calibration File: C:\ICPCHEM\1\CALIB\DW_AsPb.C
Last Cal. Update: Apr 20 2016 03:42 pm
Sample Type: Sample
Dilution Factor: 1.00
Autodil Factor: Undiluted
Final Dil Factor: 1.00

Data Results:
Analytes: Pass
ISTD: Pass

QC Elements

Element	IS Ref	Tune	Corr Conc	Raw Conc	Units	RSD(%)	High Limit	Flag
75 As	74	1	0.11	0.11	ug/l	86.65	1800.00	
208 Pb	209	1	0.78	0.78	ug/l	2.35	1800.00	

ISTD Elements

Element	Tune	CPS Mean	RSD(%)	Ref Value	Rec(%)	QC Range(%)	Flag
74 Ge	1	617027	2.84	616675	100.1	60 - 125	
209 Bi	1	2600353	0.81	2724981	95.4	60 - 125	

Tune File# 1 c:\icpchem\1\7500\nogas.u
Tune File# 2 C:\ICPCHEM\1\7500\
Tune File# 3 C:\ICPCHEM\1\7500\

ISTD Ref File : C:\ICPCHEM\1\DATA\16D20p00.B\003CALB.D\003CALB.D#

0 :Element Failures
0 :ISTD Failures
0 :Max. Number of Failures Allowed
0 :Max. Number of ISTD Failures Allowed

Sample QC Report

Data File: C:\ICPCHEM\1\DATA\16D20p00.B\110SMPL.D\110SMPL.D#
Date Acquired: Apr 20 2016 08:37 pm
Acq. Method: DW_AsPb.M
Operator:
Sample Name: 460-111799-A-1
Misc Info:
Vial Number: 4201
Current Method: C:\ICPCHEM\1\METHODS\DW_AsPb.M
Calibration File: C:\ICPCHEM\1\CALIB\DW_AsPb.C
Last Cal. Update: Apr 20 2016 03:42 pm
Sample Type: Sample
Dilution Factor: 1.00
Autodil Factor: Undiluted
Final Dil Factor: 1.00

Data Results:
Analytes: Pass
ISTD: Pass

QC Elements

Element	IS Ref	Tune	Corr Conc	Raw Conc	Units	RSD(%)	High Limit	Flag
75 As	74	1	0.12	0.12	ug/l	15.97	1800.00	
208 Pb	209	1	5.00	5.00	ug/l	3.06	1800.00	

ISTD Elements

Element	Tune	CPS Mean	RSD(%)	Ref Value	Rec(%)	QC Range(%)	Flag
74 Ge	1	617782	2.12	616675	100.2	60 - 125	
209 Bi	1	2601913	0.38	2724981	95.5	60 - 125	

Tune File# 1 c:\icpchem\1\7500\nogas.u
Tune File# 2 C:\ICPCHEM\1\7500\
Tune File# 3 C:\ICPCHEM\1\7500\

ISTD Ref File : C:\ICPCHEM\1\DATA\16D20p00.B\003CALB.D\003CALB.D#

0 :Element Failures
0 :ISTD Failures
0 :Max. Number of Failures Allowed
0 :Max. Number of ISTD Failures Allowed

Sample QC Report

Data File: C:\ICPCHEM\1\DATA\16D20p00.B\111SMPL.D\111SMPL.D#
Date Acquired: Apr 20 2016 08:40 pm
Acq. Method: DW_AsPb.M
Operator:
Sample Name: 460-111799-A-2
Misc Info:
Vial Number: 4202
Current Method: C:\ICPCHEM\1\METHODS\DW_AsPb.M
Calibration File: C:\ICPCHEM\1\CALIB\DW_AsPb.C
Last Cal. Update: Apr 20 2016 03:42 pm
Sample Type: Sample
Dilution Factor: 1.00
Autodil Factor: Undiluted
Final Dil Factor: 1.00

Data Results:
Analytes: Pass
ISTD: Pass

QC Elements

Element	IS Ref	Tune	Corr Conc	Raw Conc	Units	RSD(%)	High Limit	Flag
75 As	74	1	0.14	0.14	ug/l	14.18	1800.00	
208 Pb	209	1	3.01	3.01	ug/l	0.78	1800.00	

ISTD Elements

Element	Tune	CPS Mean	RSD(%)	Ref Value	Rec(%)	QC Range(%)	Flag
74 Ge	1	611989	2.68	616675	99.2	60 - 125	
209 Bi	1	2619527	1.88	2724981	96.1	60 - 125	

Tune File# 1 c:\icpchem\1\7500\nogas.u
Tune File# 2 C:\ICPCHEM\1\7500\
Tune File# 3 C:\ICPCHEM\1\7500\

ISTD Ref File : C:\ICPCHEM\1\DATA\16D20p00.B\003CALB.D\003CALB.D#

0 :Element Failures
0 :ISTD Failures
0 :Max. Number of Failures Allowed
0 :Max. Number of ISTD Failures Allowed

Sample QC Report

Data File: C:\ICPCHEM\1\DATA\16D20p00.B\112SMPL.D\112SMPL.D#
Date Acquired: Apr 20 2016 08:43 pm
Acq. Method: DW_AsPb.M
Operator:
Sample Name: 460-111799-A-3
Misc Info:
Vial Number: 4203
Current Method: C:\ICPCHEM\1\METHODS\DW_AsPb.M
Calibration File: C:\ICPCHEM\1\CALIB\DW_AsPb.C
Last Cal. Update: Apr 20 2016 03:42 pm
Sample Type: Sample
Dilution Factor: 1.00
Autodil Factor: Undiluted
Final Dil Factor: 1.00

Data Results:
Analytes: Pass
ISTD: Pass

QC Elements

Element	IS Ref	Tune	Corr Conc	Raw Conc	Units	RSD(%)	High Limit	Flag
75 As	74	1	0.08	0.08	ug/l	71.51	1800.00	
208 Pb	209	1	1.63	1.63	ug/l	2.07	1800.00	

ISTD Elements

Element	Tune	CPS Mean	RSD(%)	Ref Value	Rec(%)	QC Range(%)	Flag
74 Ge	1	620869	2.60	616675	100.7	60 - 125	
209 Bi	1	2622925	0.27	2724981	96.3	60 - 125	

Tune File# 1 c:\icpchem\1\7500\nogas.u
Tune File# 2 C:\ICPCHEM\1\7500\
Tune File# 3 C:\ICPCHEM\1\7500\

ISTD Ref File : C:\ICPCHEM\1\DATA\16D20p00.B\003CALB.D\003CALB.D#

0 :Element Failures
0 :ISTD Failures
0 :Max. Number of Failures Allowed
0 :Max. Number of ISTD Failures Allowed

Sample QC Report

Data File: C:\ICPCHEM\1\DATA\16D20p00.B\113SMPL.D\113SMPL.D#
Date Acquired: Apr 20 2016 08:46 pm
Acq. Method: DW_AsPb.M
Operator:
Sample Name: 460-111799-A-4
Misc Info:
Vial Number: 4204
Current Method: C:\ICPCHEM\1\METHODS\DW_AsPb.M
Calibration File: C:\ICPCHEM\1\CALIB\DW_AsPb.C
Last Cal. Update: Apr 20 2016 03:42 pm
Sample Type: Sample
Dilution Factor: 1.00
Autodil Factor: Undiluted
Final Dil Factor: 1.00

Data Results:
Analytes: Pass
ISTD: Pass

QC Elements

Element	IS Ref	Tune	Corr Conc	Raw Conc	Units	RSD(%)	High Limit	Flag
75 As	74	1	-0.08	-0.08	ug/l	33.24	1800.00	
208 Pb	209	1	-0.01	-0.01	ug/l	20.18	1800.00	

ISTD Elements

Element	Tune	CPS Mean	RSD(%)	Ref Value	Rec(%)	QC Range(%)	Flag
74 Ge	1	633339	2.65	616675	102.7	60 - 125	
209 Bi	1	2729276	0.55	2724981	100.2	60 - 125	

Tune File# 1 c:\icpchem\1\7500\nogas.u
Tune File# 2 C:\ICPCHEM\1\7500\
Tune File# 3 C:\ICPCHEM\1\7500\

ISTD Ref File : C:\ICPCHEM\1\DATA\16D20p00.B\003CALB.D\003CALB.D#

0 :Element Failures
0 :ISTD Failures
0 :Max. Number of Failures Allowed
0 :Max. Number of ISTD Failures Allowed

Sample QC Report

Data File: C:\ICPCHEM\1\DATA\16D20p00.B\114SMPL.D\114SMPL.D#
Date Acquired: Apr 20 2016 08:49 pm
Acq. Method: DW_AsPb.M
Operator:
Sample Name: 460-111799-A-5
Misc Info:
Vial Number: 4205
Current Method: C:\ICPCHEM\1\METHODS\DW_AsPb.M
Calibration File: C:\ICPCHEM\1\CALIB\DW_AsPb.C
Last Cal. Update: Apr 20 2016 03:42 pm
Sample Type: Sample
Dilution Factor: 1.00
Autodil Factor: Undiluted
Final Dil Factor: 1.00

Data Results:
Analytes: Pass
ISTD: Pass

QC Elements

Element	IS Ref	Tune	Corr Conc	Raw Conc	Units	RSD(%)	High Limit	Flag
75 As	74	1	0.12	0.12	ug/l	52.71	1800.00	
208 Pb	209	1	4.68	4.68	ug/l	1.26	1800.00	

ISTD Elements

Element	Tune	CPS Mean	RSD(%)	Ref Value	Rec(%)	QC Range(%)	Flag
74 Ge	1	613717	2.89	616675	99.5	60 - 125	
209 Bi	1	2604958	1.45	2724981	95.6	60 - 125	

Tune File# 1 c:\icpchem\1\7500\nogas.u
Tune File# 2 C:\ICPCHEM\1\7500\
Tune File# 3 C:\ICPCHEM\1\7500\

ISTD Ref File : C:\ICPCHEM\1\DATA\16D20p00.B\003CALB.D\003CALB.D#

0 :Element Failures
0 :ISTD Failures
0 :Max. Number of Failures Allowed
0 :Max. Number of ISTD Failures Allowed

Sample QC Report

Data File: C:\ICPCHEM\1\DATA\16D20p00.B\115SMPL.D\115SMPL.D#
Date Acquired: Apr 20 2016 08:52 pm
Acq. Method: DW_AsPb.M
Operator:
Sample Name: 460-111799-A-6
Misc Info:
Vial Number: 4206
Current Method: C:\ICPCHEM\1\METHODS\DW_AsPb.M
Calibration File: C:\ICPCHEM\1\CALIB\DW_AsPb.C
Last Cal. Update: Apr 20 2016 03:42 pm
Sample Type: Sample
Dilution Factor: 1.00
Autodil Factor: Undiluted
Final Dil Factor: 1.00

Data Results:
Analytes: Pass
ISTD: Pass

QC Elements

Element	IS Ref	Tune	Corr Conc	Raw Conc	Units	RSD(%)	High Limit	Flag
75 As	74	1	0.14	0.14	ug/l	37.26	1800.00	
208 Pb	209	1	3.34	3.34	ug/l	2.01	1800.00	

ISTD Elements

Element	Tune	CPS Mean	RSD(%)	Ref Value	Rec(%)	QC Range(%)	Flag
74 Ge	1	614848	2.61	616675	99.7	60 - 125	
209 Bi	1	2611496	0.43	2724981	95.8	60 - 125	

Tune File# 1 c:\icpchem\1\7500\nogas.u
Tune File# 2 C:\ICPCHEM\1\7500\
Tune File# 3 C:\ICPCHEM\1\7500\

ISTD Ref File : C:\ICPCHEM\1\DATA\16D20p00.B\003CALB.D\003CALB.D#

0 :Element Failures
0 :ISTD Failures
0 :Max. Number of Failures Allowed
0 :Max. Number of ISTD Failures Allowed

Sample QC Report

Data File: C:\ICPCHEM\1\DATA\16D20p00.B\116SMPL.D\116SMPL.D#
Date Acquired: Apr 20 2016 08:54 pm
Acq. Method: DW_AsPb.M
Operator:
Sample Name: 460-111799-A-7
Misc Info:
Vial Number: 4207
Current Method: C:\ICPCHEM\1\METHODS\DW_AsPb.M
Calibration File: C:\ICPCHEM\1\CALIB\DW_AsPb.C
Last Cal. Update: Apr 20 2016 03:42 pm
Sample Type: Sample
Dilution Factor: 1.00
Autodil Factor: Undiluted
Final Dil Factor: 1.00

Data Results:
Analytes: Pass
ISTD: Pass

QC Elements

Element	IS Ref	Tune	Corr Conc	Raw Conc	Units	RSD(%)	High Limit	Flag
75 As	74	1	0.13	0.13	ug/l	43.40	1800.00	
208 Pb	209	1	14.94	14.94	ug/l	2.55	1800.00	

ISTD Elements

Element	Tune	CPS Mean	RSD(%)	Ref Value	Rec(%)	QC Range(%)	Flag
74 Ge	1	607251	2.79	616675	98.5	60 - 125	
209 Bi	1	2592199	0.41	2724981	95.1	60 - 125	

Tune File# 1 c:\icpchem\1\7500\nogas.u
Tune File# 2 C:\ICPCHEM\1\7500\
Tune File# 3 C:\ICPCHEM\1\7500\

ISTD Ref File : C:\ICPCHEM\1\DATA\16D20p00.B\003CALB.D\003CALB.D#

0 :Element Failures
0 :ISTD Failures
0 :Max. Number of Failures Allowed
0 :Max. Number of ISTD Failures Allowed

Sample QC Report

Data File: C:\ICPCHEM\1\DATA\16D20p00.B\117SMPL.D\117SMPL.D#
Date Acquired: Apr 20 2016 08:57 pm
Acq. Method: DW_AsPb.M
Operator:
Sample Name: 460-111799-A-8
Misc Info:
Vial Number: 4208
Current Method: C:\ICPCHEM\1\METHODS\DW_AsPb.M
Calibration File: C:\ICPCHEM\1\CALIB\DW_AsPb.C
Last Cal. Update: Apr 20 2016 03:42 pm
Sample Type: Sample
Dilution Factor: 1.00
Autodil Factor: Undiluted
Final Dil Factor: 1.00

Data Results:
Analytes: Pass
ISTD: Pass

QC Elements

Element	IS Ref	Tune	Corr Conc	Raw Conc	Units	RSD(%)	High Limit	Flag
75 As	74	1	0.18	0.18	ug/l	18.59	1800.00	
208 Pb	209	1	8.35	8.35	ug/l	2.28	1800.00	

ISTD Elements

Element	Tune	CPS Mean	RSD(%)	Ref Value	Rec(%)	QC Range(%)	Flag
74 Ge	1	609975	2.36	616675	98.9	60 - 125	
209 Bi	1	2596981	0.57	2724981	95.3	60 - 125	

Tune File# 1 c:\icpchem\1\7500\nogas.u
Tune File# 2 C:\ICPCHEM\1\7500\
Tune File# 3 C:\ICPCHEM\1\7500\

ISTD Ref File : C:\ICPCHEM\1\DATA\16D20p00.B\003CALB.D\003CALB.D#

0 :Element Failures
0 :ISTD Failures
0 :Max. Number of Failures Allowed
0 :Max. Number of ISTD Failures Allowed

Continuing Calibration Verification (CCV) QC Report

Data File: C:\ICPCHEM\1\DATA\16D20p00.B\118_CCV.D\118_CCV.D#
Date Acquired: Apr 20 2016 09:00 pm
Acq. Method: DW_AsPb.M
Operator:
Sample Name: CCV 4335932
Misc Info:
Vial Number: 1104
Current Method: C:\ICPCHEM\1\METHODS\DW_AsPb.M
Calibration File: C:\ICPCHEM\1\CALIB\DW_AsPb.C
Last Cal. Update: Apr 20 2016 03:42 pm
Sample Type: CCV
Prep Dil. Factor: 1.00
Autodil Factor: Undiluted
Final Dil Factor: 1.00

Data Results:
Analytes: Pass
ISTD: Pass

Analyte Elements

Element	IS Ref	Tune	Conc. ug/L	RSD(%)	Expected	Rec(%)	QC Range(%)	Flag
75 As	74	1	49.03	0.54	50	98.1	90 - 110	
208 Pb	209	1	49.09	2.70	50	98.2	90 - 110	

ISTD Elements

Element	Tune	CPS Mean	RSD(%)	Ref Value	Rec(%)	QC Range(%)	Flag
74 Ge	1	601573	2.79	616675	97.6	60 - 125	
209 Bi	1	2678677	0.47	2724981	98.3	60 - 125	

Tune File# 1 c:\icpchem\1\7500\nogas.u
Tune File# 2 C:\ICPCHEM\1\7500\
Tune File# 3 C:\ICPCHEM\1\7500\

ISTD Ref File : C:\ICPCHEM\1\DATA\16D20p00.B\003CALB.D\003CALB.D#

0 :Element Failures
0 :ISTD Failures
0 :Max. Number of Failures Allowed
0 :Max. Number of ISTD Failures Allowed

CCB QC Report

Data File: C:\ICPCHEM\1\DATA\16D20p00.B\119_CCB.D\119_CCB.D#
Date Acquired: Apr 20 2016 09:03 pm
Operator:
Sample Name: CCB
Misc Info:
Vial Number: 1101
Current Method: C:\ICPCHEM\1\METHODS\DW_AsPb.M
Calibration File: C:\ICPCHEM\1\CALIB\DW_AsPb.C
Last Cal Update: Apr 20 2016 03:42 pm
Sample Type: CCB
Total Dil Factor: 1.00

QC Elements

Element	Conc.	RSD(%)	High Limit	Flag
75 As	-0.06 ug/l	93.14	1.00	
208 Pb	-0.01 ug/l	21.03	2.50	

ISTD Elements

Element	CPS Mean	RSD(%)	Ref Value	Rec(%)	QC Range(%)	Flag
74 Ge	619087.63	1.49	616675.00	100.4	60 - 125	
209 Bi	2741253.80	0.88	2724980.50	100.6	60 - 125	

ISTD Ref File : C:\ICPCHEM\1\DATA\16D20p00.B\003CALB.D\003CALB.D#

0 :Element Failures 0 :Max. Number of Failures Allowed
0 :ISTD Failures 0 :Max. Number of ISTD Failures Allowed

Data Results:

Analytes: Pass
ISTD: Pass

Sample QC Report

Data File: C:\ICPCHEM\1\DATA\16D20p00.B\120SMPL.D\120SMPL.D#
Date Acquired: Apr 20 2016 09:06 pm
Acq. Method: DW_AsPb.M
Operator:
Sample Name: 460-111799-A-9
Misc Info:
Vial Number: 4209
Current Method: C:\ICPCHEM\1\METHODS\DW_AsPb.M
Calibration File: C:\ICPCHEM\1\CALIB\DW_AsPb.C
Last Cal. Update: Apr 20 2016 03:42 pm
Sample Type: Sample
Dilution Factor: 1.00
Autodil Factor: Undiluted
Final Dil Factor: 1.00

Data Results:
Analytes: Pass
ISTD: Pass

QC Elements

Element	IS Ref	Tune	Corr Conc	Raw Conc	Units	RSD(%)	High Limit	Flag
75 As	74	1	0.13	0.13	ug/l	18.73	1800.00	
208 Pb	209	1	0.14	0.14	ug/l	1.14	1800.00	

ISTD Elements

Element	Tune	CPS Mean	RSD(%)	Ref Value	Rec(%)	QC Range(%)	Flag
74 Ge	1	615784	3.10	616675	99.9	60 - 125	
209 Bi	1	2604972	1.91	2724981	95.6	60 - 125	

Tune File# 1 c:\icpchem\1\7500\nogas.u
Tune File# 2 C:\ICPCHEM\1\7500\
Tune File# 3 C:\ICPCHEM\1\7500\

ISTD Ref File : C:\ICPCHEM\1\DATA\16D20p00.B\003CALB.D\003CALB.D#

0 :Element Failures
0 :ISTD Failures
0 :Max. Number of Failures Allowed
0 :Max. Number of ISTD Failures Allowed

Sample QC Report

Data File: C:\ICPCHEM\1\DATA\16D20p00.B\121SMPL.D\121SMPL.D#
Date Acquired: Apr 20 2016 09:09 pm
Acq. Method: DW_AsPb.M
Operator:
Sample Name: 460-111799-A-10
Misc Info:
Vial Number: 4210
Current Method: C:\ICPCHEM\1\METHODS\DW_AsPb.M
Calibration File: C:\ICPCHEM\1\CALIB\DW_AsPb.C
Last Cal. Update: Apr 20 2016 03:42 pm
Sample Type: Sample
Dilution Factor: 1.00
Autodil Factor: Undiluted
Final Dil Factor: 1.00

Data Results:
Analytes: Pass
ISTD: Pass

QC Elements

Element	IS Ref	Tune	Corr Conc	Raw Conc	Units	RSD(%)	High Limit	Flag
75 As	74	1	-0.10	-0.10	ug/l	60.15	1800.00	
208 Pb	209	1	-0.01	-0.01	ug/l	24.15	1800.00	

ISTD Elements

Element	Tune	CPS Mean	RSD(%)	Ref Value	Rec(%)	QC Range(%)	Flag
74 Ge	1	629864	2.48	616675	102.1	60 - 125	
209 Bi	1	2746471	0.29	2724981	100.8	60 - 125	

Tune File# 1 c:\icpchem\1\7500\nogas.u
Tune File# 2 C:\ICPCHEM\1\7500\
Tune File# 3 C:\ICPCHEM\1\7500\

ISTD Ref File : C:\ICPCHEM\1\DATA\16D20p00.B\003CALB.D\003CALB.D#

0 :Element Failures
0 :ISTD Failures
0 :Max. Number of Failures Allowed
0 :Max. Number of ISTD Failures Allowed

Sample QC Report

Data File: C:\ICPCHEM\1\DATA\16D20p00.B\122SMPL.D\122SMPL.D#
Date Acquired: Apr 20 2016 09:12 pm
Acq. Method: DW_AsPb.M
Operator:
Sample Name: 460-111799-A-11
Misc Info:
Vial Number: 4211
Current Method: C:\ICPCHEM\1\METHODS\DW_AsPb.M
Calibration File: C:\ICPCHEM\1\CALIB\DW_AsPb.C
Last Cal. Update: Apr 20 2016 03:42 pm
Sample Type: Sample
Dilution Factor: 1.00
Autodil Factor: Undiluted
Final Dil Factor: 1.00

Data Results:
Analytes: Pass
ISTD: Pass

QC Elements

Element	IS Ref	Tune	Corr Conc	Raw Conc	Units	RSD(%)	High Limit	Flag
75 As	74	1	-0.04	-0.04	ug/l	41.48	1800.00	
208 Pb	209	1	-0.01	-0.01	ug/l	70.42	1800.00	

ISTD Elements

Element	Tune	CPS Mean	RSD(%)	Ref Value	Rec(%)	QC Range(%)	Flag
74 Ge	1	656674	26.50	616675	106.5	60 - 125	
209 Bi	1	2878674	33.12	2724981	105.6	60 - 125	

Tune File# 1 c:\icpchem\1\7500\nogas.u
Tune File# 2 C:\ICPCHEM\1\7500\
Tune File# 3 C:\ICPCHEM\1\7500\

ISTD Ref File : C:\ICPCHEM\1\DATA\16D20p00.B\003CALB.D\003CALB.D#

0 :Element Failures
0 :ISTD Failures
0 :Max. Number of Failures Allowed
0 :Max. Number of ISTD Failures Allowed

Sample QC Report

Data File: C:\ICPCHEM\1\DATA\16D20p00.B\123SMPL.D\123SMPL.D#
Date Acquired: Apr 20 2016 09:15 pm
Acq. Method: DW_AsPb.M
Operator:
Sample Name: 460-111799-A-12
Misc Info:
Vial Number: 4212
Current Method: C:\ICPCHEM\1\METHODS\DW_AsPb.M
Calibration File: C:\ICPCHEM\1\CALIB\DW_AsPb.C
Last Cal. Update: Apr 20 2016 03:42 pm
Sample Type: Sample
Dilution Factor: 1.00
Autodil Factor: Undiluted
Final Dil Factor: 1.00

Data Results:
Analytes: Pass
ISTD: Pass

QC Elements

Element	IS Ref	Tune	Corr Conc	Raw Conc	Units	RSD(%)	High Limit	Flag
75 As	74	1	0.43	0.43	ug/l	36.06	1800.00	
208 Pb	209	1	542.80	542.80	ug/l	1.09	1800.00	

ISTD Elements

Element	Tune	CPS Mean	RSD(%)	Ref Value	Rec(%)	QC Range(%)	Flag
74 Ge	1	606906	1.76	616675	98.4	60 - 125	
209 Bi	1	2594888	1.26	2724981	95.2	60 - 125	

Tune File# 1 c:\icpchem\1\7500\nogas.u
Tune File# 2 C:\ICPCHEM\1\7500\
Tune File# 3 C:\ICPCHEM\1\7500\

ISTD Ref File : C:\ICPCHEM\1\DATA\16D20p00.B\003CALB.D\003CALB.D#

0 :Element Failures
0 :ISTD Failures
0 :Max. Number of Failures Allowed
0 :Max. Number of ISTD Failures Allowed

Sample QC Report

Data File: C:\ICPCHEM\1\DATA\16D20p00.B\124SMPL.D\124SMPL.D#
Date Acquired: Apr 20 2016 09:17 pm
Acq. Method: DW_AsPb.M
Operator:
Sample Name: 460-111799-A-13
Misc Info:
Vial Number: 4301
Current Method: C:\ICPCHEM\1\METHODS\DW_AsPb.M
Calibration File: C:\ICPCHEM\1\CALIB\DW_AsPb.C
Last Cal. Update: Apr 20 2016 03:42 pm
Sample Type: Sample
Dilution Factor: 1.00
Autodil Factor: Undiluted
Final Dil Factor: 1.00

Data Results:
Analytes: Pass
ISTD: Pass

QC Elements

Element	IS Ref	Tune	Corr Conc	Raw Conc	Units	RSD(%)	High Limit	Flag
75 As	74	1	0.07	0.07	ug/l	70.09	1800.00	
208 Pb	209	1	124.00	124.00	ug/l	1.48	1800.00	

ISTD Elements

Element	Tune	CPS Mean	RSD(%)	Ref Value	Rec(%)	QC Range(%)	Flag
74 Ge	1	606310	2.69	616675	98.3	60 - 125	
209 Bi	1	2631129	0.53	2724981	96.6	60 - 125	

Tune File# 1 c:\icpchem\1\7500\nogas.u
Tune File# 2 C:\ICPCHEM\1\7500\
Tune File# 3 C:\ICPCHEM\1\7500\

ISTD Ref File : C:\ICPCHEM\1\DATA\16D20p00.B\003CALB.D\003CALB.D#

0 :Element Failures
0 :ISTD Failures
0 :Max. Number of Failures Allowed
0 :Max. Number of ISTD Failures Allowed

Sample QC Report

Data File: C:\ICPCHEM\1\DATA\16D20p00.B\125SMPL.D\125SMPL.D#
Date Acquired: Apr 20 2016 09:20 pm
Acq. Method: DW_AsPb.M
Operator:
Sample Name: 460-111799-A-14
Misc Info:
Vial Number: 4302
Current Method: C:\ICPCHEM\1\METHODS\DW_AsPb.M
Calibration File: C:\ICPCHEM\1\CALIB\DW_AsPb.C
Last Cal. Update: Apr 20 2016 03:42 pm
Sample Type: Sample
Dilution Factor: 1.00
Autodil Factor: Undiluted
Final Dil Factor: 1.00

Data Results:
Analytes: Pass
ISTD: Pass

QC Elements

Element	IS Ref	Tune	Corr Conc	Raw Conc	Units	RSD(%)	High Limit	Flag
75 As	74	1	0.01	0.01	ug/l	879.29	1800.00	
208 Pb	209	1	2.06	2.06	ug/l	1.44	1800.00	

ISTD Elements

Element	Tune	CPS Mean	RSD(%)	Ref Value	Rec(%)	QC Range(%)	Flag
74 Ge	1	615263	3.00	616675	99.8	60 - 125	
209 Bi	1	2617536	1.38	2724981	96.1	60 - 125	

Tune File# 1 c:\icpchem\1\7500\nogas.u
Tune File# 2 C:\ICPCHEM\1\7500\
Tune File# 3 C:\ICPCHEM\1\7500\

ISTD Ref File : C:\ICPCHEM\1\DATA\16D20p00.B\003CALB.D\003CALB.D#

0 :Element Failures
0 :ISTD Failures
0 :Max. Number of Failures Allowed
0 :Max. Number of ISTD Failures Allowed

Continuing Calibration Verification (CCV) QC Report

Data File: C:\ICPCHEM\1\DATA\16D20p00.B\126_CCV.D\126_CCV.D#
Date Acquired: Apr 20 2016 09:23 pm
Acq. Method: DW_AsPb.M
Operator:
Sample Name: CCV 4335932
Misc Info:
Vial Number: 1104
Current Method: C:\ICPCHEM\1\METHODS\DW_AsPb.M
Calibration File: C:\ICPCHEM\1\CALIB\DW_AsPb.C
Last Cal. Update: Apr 20 2016 03:42 pm
Sample Type: CCV
Prep Dil. Factor: 1.00
Autodil Factor: Undiluted
Final Dil Factor: 1.00

Data Results:
Analytes: Pass
ISTD: Pass

Analyte Elements

Element	IS Ref	Tune	Conc. ug/L	RSD(%)	Expected	Rec(%)	QC Range(%)	Flag
75 As	74	1	48.95	0.79	50	97.9	90 - 110	
208 Pb	209	1	49.12	2.40	50	98.2	90 - 110	

ISTD Elements

Element	Tune	CPS Mean	RSD(%)	Ref Value	Rec(%)	QC Range(%)	Flag
74 Ge	1	604344	2.55	616675	98.0	60 - 125	
209 Bi	1	2682688	0.53	2724981	98.4	60 - 125	

Tune File# 1 c:\icpchem\1\7500\nogas.u
Tune File# 2 C:\ICPCHEM\1\7500\
Tune File# 3 C:\ICPCHEM\1\7500\

ISTD Ref File : C:\ICPCHEM\1\DATA\16D20p00.B\003CALB.D\003CALB.D#

0 :Element Failures
0 :ISTD Failures
0 :Max. Number of Failures Allowed
0 :Max. Number of ISTD Failures Allowed

CCB QC Report

Data File: C:\ICPCHEM\1\DATA\16D20p00.B\127_CCB.D\127_CCB.D#
Date Acquired: Apr 20 2016 09:26 pm
Operator:
Sample Name: CCB
Misc Info:
Vial Number: 1101
Current Method: C:\ICPCHEM\1\METHODS\DW_AsPb.M
Calibration File: C:\ICPCHEM\1\CALIB\DW_AsPb.C
Last Cal Update: Apr 20 2016 03:42 pm
Sample Type: CCB
Total Dil Factor: 1.00

QC Elements

Element	Conc.	RSD(%)	High Limit	Flag
75 As	-0.08 ug/l	93.88	1.00	
208 Pb	0.00 ug/l	36.24	2.50	

ISTD Elements

Element	CPS Mean	RSD(%)	Ref Value	Rec(%)	QC Range(%)	Flag
74 Ge	621797.00	2.61	616675.00	100.8	60 - 125	
209 Bi	2745625.30	1.36	2724980.50	100.8	60 - 125	

ISTD Ref File : C:\ICPCHEM\1\DATA\16D20p00.B\003CALB.D\003CALB.D#

0 :Element Failures 0 :Max. Number of Failures Allowed
0 :ISTD Failures 0 :Max. Number of ISTD Failures Allowed

Data Results:

Analytes: Pass
ISTD: Pass

CCB QC Report

Data File: C:\ICPCHEM\1\DATA\16D20p00.B\128_CCB.D\128_CCB.D#
Date Acquired: Apr 20 2016 09:29 pm
Operator:
Sample Name: MB
Misc Info:
Vial Number: 2101
Current Method: C:\ICPCHEM\1\METHODS\DW_AsPb.M
Calibration File: C:\ICPCHEM\1\CALIB\DW_AsPb.C
Last Cal Update: Apr 20 2016 03:42 pm
Sample Type: CCB
Total Dil Factor: 1.00

QC Elements

Element	Conc.	RSD(%)	High Limit	Flag
75 As	-0.08 ug/l	41.79	1.00	
208 Pb	0.00 ug/l	50.54	2.50	

ISTD Elements

Element	CPS Mean	RSD(%)	Ref Value	Rec(%)	QC Range(%)	Flag
74 Ge	618979.44	2.73	616675.00	100.4	60 - 125	
209 Bi	2740176.00	1.15	2724980.50	100.6	60 - 125	

ISTD Ref File : C:\ICPCHEM\1\DATA\16D20p00.B\003CALB.D\003CALB.D#

0 :Element Failures 0 :Max. Number of Failures Allowed
0 :ISTD Failures 0 :Max. Number of ISTD Failures Allowed

Data Results:

Analytes: Pass
ISTD: Pass

Sample QC Report

Data File: C:\ICPCHEM\1\DATA\16D20p00.B\129SMPL.D\129SMPL.D#
Date Acquired: Apr 20 2016 09:32 pm
Acq. Method: DW_AsPb.M
Operator:
Sample Name: LCS
Misc Info:
Vial Number: 2102
Current Method: C:\ICPCHEM\1\METHODS\DW_AsPb.M
Calibration File: C:\ICPCHEM\1\CALIB\DW_AsPb.C
Last Cal. Update: Apr 20 2016 03:42 pm
Sample Type: Sample
Dilution Factor: 1.00
Autodil Factor: Undiluted
Final Dil Factor: 1.00

Data Results:
Analytes: Pass
ISTD: Pass

QC Elements

Element	IS Ref	Tune	Corr Conc	Raw Conc	Units	RSD(%)	High Limit	Flag
75 As	74	1	8.62	8.62	ug/l	1.39	1800.00	
208 Pb	209	1	4.42	4.42	ug/l	2.86	1800.00	

ISTD Elements

Element	Tune	CPS Mean	RSD(%)	Ref Value	Rec(%)	QC Range(%)	Flag
74 Ge	1	621370	1.97	616675	100.8	60 - 125	
209 Bi	1	2728118	0.37	2724981	100.1	60 - 125	

Tune File# 1 c:\icpchem\1\7500\nogas.u
Tune File# 2 C:\ICPCHEM\1\7500\
Tune File# 3 C:\ICPCHEM\1\7500\

ISTD Ref File : C:\ICPCHEM\1\DATA\16D20p00.B\003CALB.D\003CALB.D#

0 :Element Failures
0 :ISTD Failures
0 :Max. Number of Failures Allowed
0 :Max. Number of ISTD Failures Allowed

Sample QC Report

Data File: C:\ICPCHEM\1\DATA\16D20p00.B\130SMPL.D\130SMPL.D#
Date Acquired: Apr 20 2016 09:35 pm
Acq. Method: DW_AsPb.M
Operator:
Sample Name: MS 460-111799-A-15
Misc Info:
Vial Number: 2103
Current Method: C:\ICPCHEM\1\METHODS\DW_AsPb.M
Calibration File: C:\ICPCHEM\1\CALIB\DW_AsPb.C
Last Cal. Update: Apr 20 2016 03:42 pm
Sample Type: Sample
Dilution Factor: 1.00
Autodil Factor: Undiluted
Final Dil Factor: 1.00

Data Results:
Analytes: Pass
ISTD: Pass

QC Elements

Element	IS Ref	Tune	Corr Conc	Raw Conc	Units	RSD(%)	High Limit	Flag
75 As	74	1	9.79	9.79	ug/l	2.29	1800.00	
208 Pb	209	1	12.76	12.76	ug/l	2.87	1800.00	

ISTD Elements

Element	Tune	CPS Mean	RSD(%)	Ref Value	Rec(%)	QC Range(%)	Flag
74 Ge	1	613162	2.29	616675	99.4	60 - 125	
209 Bi	1	2602632	0.45	2724981	95.5	60 - 125	

Tune File# 1 c:\icpchem\1\7500\nogas.u
Tune File# 2 C:\ICPCHEM\1\7500\
Tune File# 3 C:\ICPCHEM\1\7500\

ISTD Ref File : C:\ICPCHEM\1\DATA\16D20p00.B\003CALB.D\003CALB.D#

0 :Element Failures
0 :ISTD Failures
0 :Max. Number of Failures Allowed
0 :Max. Number of ISTD Failures Allowed

Sample QC Report

Data File: C:\ICPCHEM\1\DATA\16D20p00.B\131SMPL.D\131SMPL.D#
Date Acquired: Apr 20 2016 09:38 pm
Acq. Method: DW_AsPb.M
Operator:
Sample Name: DU 460-111799-A-15
Misc Info:
Vial Number: 2104
Current Method: C:\ICPCHEM\1\METHODS\DW_AsPb.M
Calibration File: C:\ICPCHEM\1\CALIB\DW_AsPb.C
Last Cal. Update: Apr 20 2016 03:42 pm
Sample Type: Sample
Dilution Factor: 1.00
Autodil Factor: Undiluted
Final Dil Factor: 1.00

Data Results:
Analytes: Pass
ISTD: Pass

QC Elements

Element	IS Ref	Tune	Corr Conc	Raw Conc	Units	RSD(%)	High Limit	Flag
75 As	74	1	0.13	0.13	ug/l	27.12	1800.00	
208 Pb	209	1	7.93	7.93	ug/l	2.22	1800.00	

ISTD Elements

Element	Tune	CPS Mean	RSD(%)	Ref Value	Rec(%)	QC Range(%)	Flag
74 Ge	1	615861	2.54	616675	99.9	60 - 125	
209 Bi	1	2608440	1.26	2724981	95.7	60 - 125	

Tune File# 1 c:\icpchem\1\7500\nogas.u
Tune File# 2 C:\ICPCHEM\1\7500\
Tune File# 3 C:\ICPCHEM\1\7500\

ISTD Ref File : C:\ICPCHEM\1\DATA\16D20p00.B\003CALB.D\003CALB.D#

0 :Element Failures
0 :ISTD Failures
0 :Max. Number of Failures Allowed
0 :Max. Number of ISTD Failures Allowed

Sample QC Report

Data File: C:\ICPCHEM\1\DATA\16D20p00.B\132SMPL.D\132SMPL.D#
Date Acquired: Apr 20 2016 09:41 pm
Acq. Method: DW_AsPb.M
Operator:
Sample Name: 460-111799-A-15
Misc Info:
Vial Number: 2105
Current Method: C:\ICPCHEM\1\METHODS\DW_AsPb.M
Calibration File: C:\ICPCHEM\1\CALIB\DW_AsPb.C
Last Cal. Update: Apr 20 2016 03:42 pm
Sample Type: Sample
Dilution Factor: 1.00
Autodil Factor: Undiluted
Final Dil Factor: 1.00

Data Results:
Analytes: Pass
ISTD: Pass

QC Elements

Element	IS Ref	Tune	Corr Conc	Raw Conc	Units	RSD(%)	High Limit	Flag
75 As	74	1	0.15	0.15	ug/l	46.83	1800.00	
208 Pb	209	1	7.93	7.93	ug/l	2.33	1800.00	

ISTD Elements

Element	Tune	CPS Mean	RSD(%)	Ref Value	Rec(%)	QC Range(%)	Flag
74 Ge	1	616425	2.38	616675	100.0	60 - 125	
209 Bi	1	2610962	0.88	2724981	95.8	60 - 125	

Tune File# 1 c:\icpchem\1\7500\nogas.u
Tune File# 2 C:\ICPCHEM\1\7500\
Tune File# 3 C:\ICPCHEM\1\7500\

ISTD Ref File : C:\ICPCHEM\1\DATA\16D20p00.B\003CALB.D\003CALB.D#

0 :Element Failures
0 :ISTD Failures
0 :Max. Number of Failures Allowed
0 :Max. Number of ISTD Failures Allowed

Sample QC Report

Data File: C:\ICPCHEM\1\DATA\16D20p00.B\133SMPL.D\133SMPL.D#
Date Acquired: Apr 20 2016 09:44 pm
Acq. Method: DW_AsPb.M
Operator:
Sample Name: SD 460-111799-A-15
Misc Info:
Vial Number: 2106
Current Method: C:\ICPCHEM\1\METHODS\DW_AsPb.M
Calibration File: C:\ICPCHEM\1\CALIB\DW_AsPb.C
Last Cal. Update: Apr 20 2016 03:42 pm
Sample Type: Sample
Dilution Factor: 5.00
Autodil Factor: Undiluted
Final Dil Factor: 5.00

Data Results:
Analytes: Pass
ISTD: Pass

QC Elements

Element	IS Ref	Tune	Corr Conc	Raw Conc	Units	RSD(%)	High Limit	Flag
75 As	74	1	-0.22	-0.04	ug/l	73.87	1800.00	
208 Pb	209	1	8.07	1.61	ug/l	3.32	1800.00	

ISTD Elements

Element	Tune	CPS Mean	RSD(%)	Ref Value	Rec(%)	QC Range(%)	Flag
74 Ge	1	623597	2.67	616675	101.1	60 - 125	
209 Bi	1	2681571	0.46	2724981	98.4	60 - 125	

Tune File# 1 c:\icpchem\1\7500\nogas.u
Tune File# 2 C:\ICPCHEM\1\7500\
Tune File# 3 C:\ICPCHEM\1\7500\

ISTD Ref File : C:\ICPCHEM\1\DATA\16D20p00.B\003CALB.D\003CALB.D#

0 :Element Failures — 0 :Max. Number of Failures Allowed
0 :ISTD Failures — 0 :Max. Number of ISTD Failures Allowed

Sample QC Report

Data File: C:\ICPCHEM\1\DATA\16D20p00.B\134SMPL.D\134SMPL.D#
Date Acquired: Apr 20 2016 09:47 pm
Acq. Method: DW_AsPb.M
Operator:
Sample Name: 460-111799-A-16
Misc Info:
Vial Number: 2107
Current Method: C:\ICPCHEM\1\METHODS\DW_AsPb.M
Calibration File: C:\ICPCHEM\1\CALIB\DW_AsPb.C
Last Cal. Update: Apr 20 2016 03:42 pm
Sample Type: Sample
Dilution Factor: 1.00
Autodil Factor: Undiluted
Final Dil Factor: 1.00

Data Results:
Analytes: Pass
ISTD: Pass

QC Elements

Element	IS Ref	Tune	Corr Conc	Raw Conc	Units	RSD(%)	High Limit	Flag
75 As	74	1	0.11	0.11	ug/l	28.59	1800.00	
208 Pb	209	1	3.12	3.12	ug/l	1.85	1800.00	

ISTD Elements

Element	Tune	CPS Mean	RSD(%)	Ref Value	Rec(%)	QC Range(%)	Flag
74 Ge	1	611488	2.42	616675	99.2	60 - 125	
209 Bi	1	2587948	0.69	2724981	95.0	60 - 125	

Tune File# 1 c:\icpchem\1\7500\nogas.u
Tune File# 2 C:\ICPCHEM\1\7500\
Tune File# 3 C:\ICPCHEM\1\7500\

ISTD Ref File : C:\ICPCHEM\1\DATA\16D20p00.B\003CALB.D\003CALB.D#

0 :Element Failures
0 :ISTD Failures
0 :Max. Number of Failures Allowed
0 :Max. Number of ISTD Failures Allowed

Sample QC Report

Data File: C:\ICPCHEM\1\DATA\16D20p00.B\135SMPL.D\135SMPL.D#
Date Acquired: Apr 20 2016 09:50 pm
Acq. Method: DW_AsPb.M
Operator:
Sample Name: MS 460-111799-A-16
Misc Info:
Vial Number: 2108
Current Method: C:\ICPCHEM\1\METHODS\DW_AsPb.M
Calibration File: C:\ICPCHEM\1\CALIB\DW_AsPb.C
Last Cal. Update: Apr 20 2016 03:42 pm
Sample Type: Sample
Dilution Factor: 1.00
Autodil Factor: Undiluted
Final Dil Factor: 1.00

Data Results:
Analytes: Pass
ISTD: Pass

QC Elements

Element	IS Ref	Tune	Corr Conc	Raw Conc	Units	RSD(%)	High Limit	Flag
75 As	74	1	9.69	9.69	ug/l	0.95	1800.00	
208 Pb	209	1	7.82	7.82	ug/l	2.67	1800.00	

ISTD Elements

Element	Tune	CPS Mean	RSD(%)	Ref Value	Rec(%)	QC Range(%)	Flag
74 Ge	1	615372	2.65	616675	99.8	60 - 125	
209 Bi	1	2612039	1.16	2724981	95.9	60 - 125	

Tune File# 1 c:\icpchem\1\7500\nogas.u
Tune File# 2 C:\ICPCHEM\1\7500\
Tune File# 3 C:\ICPCHEM\1\7500\

ISTD Ref File : C:\ICPCHEM\1\DATA\16D20p00.B\003CALB.D\003CALB.D#

0 :Element Failures
0 :ISTD Failures
0 :Max. Number of Failures Allowed
0 :Max. Number of ISTD Failures Allowed

Sample QC Report

Data File: C:\ICPCHEM\1\DATA\16D20p00.B\136SMPL.D\136SMPL.D#
Date Acquired: Apr 20 2016 09:52 pm
Acq. Method: DW_AsPb.M
Operator:
Sample Name: 460-111799-A-17
Misc Info:
Vial Number: 2109
Current Method: C:\ICPCHEM\1\METHODS\DW_AsPb.M
Calibration File: C:\ICPCHEM\1\CALIB\DW_AsPb.C
Last Cal. Update: Apr 20 2016 03:42 pm
Sample Type: Sample
Dilution Factor: 1.00
Autodil Factor: Undiluted
Final Dil Factor: 1.00

Data Results:
Analytes: Pass
ISTD: Pass

QC Elements

Element	IS Ref	Tune	Corr Conc	Raw Conc	Units	RSD(%)	High Limit	Flag
75 As	74	1	0.08	0.08	ug/l	77.17	1800.00	
208 Pb	209	1	2.96	2.96	ug/l	1.51	1800.00	

ISTD Elements

Element	Tune	CPS Mean	RSD(%)	Ref Value	Rec(%)	QC Range(%)	Flag
74 Ge	1	600910	4.45	616675	97.4	60 - 125	
209 Bi	1	2560514	2.55	2724981	94.0	60 - 125	

Tune File# 1 c:\icpchem\1\7500\nogas.u
Tune File# 2 C:\ICPCHEM\1\7500\
Tune File# 3 C:\ICPCHEM\1\7500\

ISTD Ref File : C:\ICPCHEM\1\DATA\16D20p00.B\003CALB.D\003CALB.D#

0 :Element Failures
0 :ISTD Failures
0 :Max. Number of Failures Allowed
0 :Max. Number of ISTD Failures Allowed

Sample QC Report

Data File: C:\ICPCHEM\1\DATA\16D20p00.B\137SMPL.D\137SMPL.D#
Date Acquired: Apr 20 2016 09:55 pm
Acq. Method: DW_AsPb.M
Operator:
Sample Name: 460-111799-A-18
Misc Info:
Vial Number: 2110
Current Method: C:\ICPCHEM\1\METHODS\DW_AsPb.M
Calibration File: C:\ICPCHEM\1\CALIB\DW_AsPb.C
Last Cal. Update: Apr 20 2016 03:42 pm
Sample Type: Sample
Dilution Factor: 1.00
Autodil Factor: Undiluted
Final Dil Factor: 1.00

Data Results:
Analytes: Pass
ISTD: Pass

QC Elements

Element	IS Ref	Tune	Corr Conc	Raw Conc	Units	RSD(%)	High Limit	Flag
75 As	74	1	0.10	0.10	ug/l	16.42	1800.00	
208 Pb	209	1	2.23	2.23	ug/l	1.64	1800.00	

ISTD Elements

Element	Tune	CPS Mean	RSD(%)	Ref Value	Rec(%)	QC Range(%)	Flag
74 Ge	1	615938	2.96	616675	99.9	60 - 125	
209 Bi	1	2621275	0.92	2724981	96.2	60 - 125	

Tune File# 1 c:\icpchem\1\7500\nogas.u
Tune File# 2 C:\ICPCHEM\1\7500\
Tune File# 3 C:\ICPCHEM\1\7500\

ISTD Ref File : C:\ICPCHEM\1\DATA\16D20p00.B\003CALB.D\003CALB.D#

0 :Element Failures
0 :ISTD Failures
0 :Max. Number of Failures Allowed
0 :Max. Number of ISTD Failures Allowed

Continuing Calibration Verification (CCV) QC Report

Data File: C:\ICPCHEM\1\DATA\16D20p00.B\138_CCV.D\138_CCV.D#
Date Acquired: Apr 20 2016 09:58 pm
Acq. Method: DW_AsPb.M
Operator:
Sample Name: CCV 4335932
Misc Info:
Vial Number: 1104
Current Method: C:\ICPCHEM\1\METHODS\DW_AsPb.M
Calibration File: C:\ICPCHEM\1\CALIB\DW_AsPb.C
Last Cal. Update: Apr 20 2016 03:42 pm
Sample Type: CCV
Prep Dil. Factor: 1.00
Autodil Factor: Undiluted
Final Dil Factor: 1.00

Data Results:
Analytes: Pass
ISTD: Pass

Analyte Elements

Element	IS Ref	Tune	Conc. ug/L	RSD(%)	Expected	Rec(%)	QC Range(%)	Flag
75 As	74	1	48.48	0.95	50	97.0	90 - 110	
208 Pb	209	1	48.72	2.05	50	97.4	90 - 110	

ISTD Elements

Element	Tune	CPS Mean	RSD(%)	Ref Value	Rec(%)	QC Range(%)	Flag
74 Ge	1	607251	2.42	616675	98.5	60 - 125	
209 Bi	1	2703551	0.84	2724981	99.2	60 - 125	

Tune File# 1 c:\icpchem\1\7500\nogas.u
Tune File# 2 C:\ICPCHEM\1\7500\
Tune File# 3 C:\ICPCHEM\1\7500\

ISTD Ref File : C:\ICPCHEM\1\DATA\16D20p00.B\003CALB.D\003CALB.D#

0 :Element Failures
0 :ISTD Failures
0 :Max. Number of Failures Allowed
0 :Max. Number of ISTD Failures Allowed

CCB QC Report

Data File: C:\ICPCHEM\1\DATA\16D20p00.B\139_CCB.D\139_CCB.D#
Date Acquired: Apr 20 2016 10:01 pm
Operator:
Sample Name: CCB
Misc Info:
Vial Number: 1101
Current Method: C:\ICPCHEM\1\METHODS\DW_AsPb.M
Calibration File: C:\ICPCHEM\1\CALIB\DW_AsPb.C
Last Cal Update: Apr 20 2016 03:42 pm
Sample Type: CCB
Total Dil Factor: 1.00

QC Elements

Element	Conc.	RSD(%)	High Limit	Flag
75 As	-0.07 ug/l	117.24	1.00	
208 Pb	0.00 ug/l	7021.00	2.50	

ISTD Elements

Element	CPS Mean	RSD(%)	Ref Value	Rec(%)	QC Range(%)	Flag
74 Ge	621200.00	2.67	616675.00	100.7	60 - 125	
209 Bi	2750033.30	0.43	2724980.50	100.9	60 - 125	

ISTD Ref File : C:\ICPCHEM\1\DATA\16D20p00.B\003CALB.D\003CALB.D#

0 :Element Failures 0 :Max. Number of Failures Allowed
0 :ISTD Failures 0 :Max. Number of ISTD Failures Allowed

Data Results:

Analytes: Pass
ISTD: Pass

Sample QC Report

Data File: C:\ICPCHEM\1\DATA\16D20p00.B\140SMPL.D\140SMPL.D#
Date Acquired: Apr 20 2016 10:04 pm
Acq. Method: DW_AsPb.M
Operator:
Sample Name: 460-111799-A-19
Misc Info:
Vial Number: 2111
Current Method: C:\ICPCHEM\1\METHODS\DW_AsPb.M
Calibration File: C:\ICPCHEM\1\CALIB\DW_AsPb.C
Last Cal. Update: Apr 20 2016 03:42 pm
Sample Type: Sample
Dilution Factor: 1.00
Autodil Factor: Undiluted
Final Dil Factor: 1.00

Data Results:
Analytes: Pass
ISTD: Pass

QC Elements

Element	IS Ref	Tune	Corr Conc	Raw Conc	Units	RSD(%)	High Limit	Flag
75 As	74	1	0.12	0.12	ug/l	32.61	1800.00	
208 Pb	209	1	9.54	9.54	ug/l	1.88	1800.00	

ISTD Elements

Element	Tune	CPS Mean	RSD(%)	Ref Value	Rec(%)	QC Range(%)	Flag
74 Ge	1	615268	2.74	616675	99.8	60 - 125	
209 Bi	1	2622754	1.51	2724981	96.2	60 - 125	

Tune File# 1 c:\icpchem\1\7500\nogas.u
Tune File# 2 C:\ICPCHEM\1\7500\
Tune File# 3 C:\ICPCHEM\1\7500\

ISTD Ref File : C:\ICPCHEM\1\DATA\16D20p00.B\003CALB.D\003CALB.D#

0 :Element Failures
0 :ISTD Failures
0 :Max. Number of Failures Allowed
0 :Max. Number of ISTD Failures Allowed

Sample QC Report

Data File: C:\ICPCHEM\1\DATA\16D20p00.B\141SMPL.D\141SMPL.D#
Date Acquired: Apr 20 2016 10:07 pm
Acq. Method: DW_AsPb.M
Operator:
Sample Name: 460-111799-A-20
Misc Info:
Vial Number: 2112
Current Method: C:\ICPCHEM\1\METHODS\DW_AsPb.M
Calibration File: C:\ICPCHEM\1\CALIB\DW_AsPb.C
Last Cal. Update: Apr 20 2016 03:42 pm
Sample Type: Sample
Dilution Factor: 1.00
Autodil Factor: Undiluted
Final Dil Factor: 1.00

Data Results:
Analytes: Pass
ISTD: Pass

QC Elements

Element	IS Ref	Tune	Corr Conc	Raw Conc	Units	RSD(%)	High Limit	Flag
75 As	74	1	0.14	0.14	ug/l	14.71	1800.00	
208 Pb	209	1	1.11	1.11	ug/l	2.55	1800.00	

ISTD Elements

Element	Tune	CPS Mean	RSD(%)	Ref Value	Rec(%)	QC Range(%)	Flag
74 Ge	1	617019	2.27	616675	100.1	60 - 125	
209 Bi	1	2616966	0.40	2724981	96.0	60 - 125	

Tune File# 1 c:\icpchem\1\7500\nogas.u
Tune File# 2 C:\ICPCHEM\1\7500\
Tune File# 3 C:\ICPCHEM\1\7500\

ISTD Ref File : C:\ICPCHEM\1\DATA\16D20p00.B\003CALB.D\003CALB.D#

0 :Element Failures
0 :ISTD Failures
0 :Max. Number of Failures Allowed
0 :Max. Number of ISTD Failures Allowed

Sample QC Report

Data File: C:\ICPCHEM\1\DATA\16D20p00.B\142SMPL.D\142SMPL.D#
Date Acquired: Apr 20 2016 10:10 pm
Acq. Method: DW_AsPb.M
Operator:
Sample Name: 460-111799-A-21
Misc Info:
Vial Number: 2201
Current Method: C:\ICPCHEM\1\METHODS\DW_AsPb.M
Calibration File: C:\ICPCHEM\1\CALIB\DW_AsPb.C
Last Cal. Update: Apr 20 2016 03:42 pm
Sample Type: Sample
Dilution Factor: 1.00
Autodil Factor: Undiluted
Final Dil Factor: 1.00

Data Results:
Analytes: Pass
ISTD: Pass

QC Elements

Element	IS Ref	Tune	Corr Conc	Raw Conc	Units	RSD(%)	High Limit	Flag
75 As	74	1	0.16	0.16	ug/l	43.53	1800.00	
208 Pb	209	1	1.01	1.01	ug/l	3.38	1800.00	

ISTD Elements

Element	Tune	CPS Mean	RSD(%)	Ref Value	Rec(%)	QC Range(%)	Flag
74 Ge	1	615887	2.60	616675	99.9	60 - 125	
209 Bi	1	2620594	1.26	2724981	96.2	60 - 125	

Tune File# 1 c:\icpchem\1\7500\nogas.u
Tune File# 2 C:\ICPCHEM\1\7500\
Tune File# 3 C:\ICPCHEM\1\7500\

ISTD Ref File : C:\ICPCHEM\1\DATA\16D20p00.B\003CALB.D\003CALB.D#

0 :Element Failures
0 :ISTD Failures
0 :Max. Number of Failures Allowed
0 :Max. Number of ISTD Failures Allowed

Sample QC Report

Data File: C:\ICPCHEM\1\DATA\16D20p00.B\143SMPL.D\143SMPL.D#
Date Acquired: Apr 20 2016 10:13 pm
Acq. Method: DW_AsPb.M
Operator:
Sample Name: 460-111799-A-22
Misc Info:
Vial Number: 2202
Current Method: C:\ICPCHEM\1\METHODS\DW_AsPb.M
Calibration File: C:\ICPCHEM\1\CALIB\DW_AsPb.C
Last Cal. Update: Apr 20 2016 03:42 pm
Sample Type: Sample
Dilution Factor: 1.00
Autodil Factor: Undiluted
Final Dil Factor: 1.00

Data Results:
Analytes: Pass
ISTD: Pass

QC Elements

Element	IS Ref	Tune	Corr Conc	Raw Conc	Units	RSD(%)	High Limit	Flag
75 As	74	1	0.05	0.05	ug/l	55.79	1800.00	
208 Pb	209	1	4.00	4.00	ug/l	2.05	1800.00	

ISTD Elements

Element	Tune	CPS Mean	RSD(%)	Ref Value	Rec(%)	QC Range(%)	Flag
74 Ge	1	608403	2.41	616675	98.7	60 - 125	
209 Bi	1	2590142	0.64	2724981	95.1	60 - 125	

Tune File# 1 c:\icpchem\1\7500\nogas.u
Tune File# 2 C:\ICPCHEM\1\7500\
Tune File# 3 C:\ICPCHEM\1\7500\

ISTD Ref File : C:\ICPCHEM\1\DATA\16D20p00.B\003CALB.D\003CALB.D#

0 :Element Failures
0 :ISTD Failures
0 :Max. Number of Failures Allowed
0 :Max. Number of ISTD Failures Allowed

Sample QC Report

Data File: C:\ICPCHEM\1\DATA\16D20p00.B\144SMPL.D\144SMPL.D#
Date Acquired: Apr 20 2016 10:15 pm
Acq. Method: DW_AsPb.M
Operator:
Sample Name: 460-111799-A-23
Misc Info:
Vial Number: 2203
Current Method: C:\ICPCHEM\1\METHODS\DW_AsPb.M
Calibration File: C:\ICPCHEM\1\CALIB\DW_AsPb.C
Last Cal. Update: Apr 20 2016 03:42 pm
Sample Type: Sample
Dilution Factor: 1.00
Autodil Factor: Undiluted
Final Dil Factor: 1.00

Data Results:
Analytes: Pass
ISTD: Pass

QC Elements

Element	IS Ref	Tune	Corr Conc	Raw Conc	Units	RSD(%)	High Limit	Flag
75 As	74	1	0.14	0.14	ug/l	84.30	1800.00	
208 Pb	209	1	31.64	31.64	ug/l	2.39	1800.00	

ISTD Elements

Element	Tune	CPS Mean	RSD(%)	Ref Value	Rec(%)	QC Range(%)	Flag
74 Ge	1	609301	2.69	616675	98.8	60 - 125	
209 Bi	1	2604851	1.09	2724981	95.6	60 - 125	

Tune File# 1 c:\icpchem\1\7500\nogas.u
Tune File# 2 C:\ICPCHEM\1\7500\
Tune File# 3 C:\ICPCHEM\1\7500\

ISTD Ref File : C:\ICPCHEM\1\DATA\16D20p00.B\003CALB.D\003CALB.D#

0 :Element Failures
0 :ISTD Failures
0 :Max. Number of Failures Allowed
0 :Max. Number of ISTD Failures Allowed

Sample QC Report

Data File: C:\ICPCHEM\1\DATA\16D20p00.B\145SMPL.D\145SMPL.D#
Date Acquired: Apr 20 2016 10:18 pm
Acq. Method: DW_AsPb.M
Operator:
Sample Name: 460-111799-A-24
Misc Info:
Vial Number: 2204
Current Method: C:\ICPCHEM\1\METHODS\DW_AsPb.M
Calibration File: C:\ICPCHEM\1\CALIB\DW_AsPb.C
Last Cal. Update: Apr 20 2016 03:42 pm
Sample Type: Sample
Dilution Factor: 1.00
Autodil Factor: Undiluted
Final Dil Factor: 1.00

Data Results:
Analytes: Pass
ISTD: Pass

QC Elements

Element	IS Ref	Tune	Corr Conc	Raw Conc	Units	RSD(%)	High Limit	Flag
75 As	74	1	0.07	0.07	ug/l	112.46	1800.00	
208 Pb	209	1	2.55	2.55	ug/l	1.45	1800.00	

ISTD Elements

Element	Tune	CPS Mean	RSD(%)	Ref Value	Rec(%)	QC Range(%)	Flag
74 Ge	1	613518	2.60	616675	99.5	60 - 125	
209 Bi	1	2602176	0.70	2724981	95.5	60 - 125	

Tune File# 1 c:\icpchem\1\7500\nogas.u
Tune File# 2 C:\ICPCHEM\1\7500\
Tune File# 3 C:\ICPCHEM\1\7500\

ISTD Ref File : C:\ICPCHEM\1\DATA\16D20p00.B\003CALB.D\003CALB.D#

0 :Element Failures
0 :ISTD Failures
0 :Max. Number of Failures Allowed
0 :Max. Number of ISTD Failures Allowed

Sample QC Report

Data File: C:\ICPCHEM\1\DATA\16D20p00.B\146SMPL.D\146SMPL.D#
Date Acquired: Apr 20 2016 10:21 pm
Acq. Method: DW_AsPb.M
Operator:
Sample Name: 460-111799-A-25
Misc Info:
Vial Number: 2205
Current Method: C:\ICPCHEM\1\METHODS\DW_AsPb.M
Calibration File: C:\ICPCHEM\1\CALIB\DW_AsPb.C
Last Cal. Update: Apr 20 2016 03:42 pm
Sample Type: Sample
Dilution Factor: 1.00
Autodil Factor: Undiluted
Final Dil Factor: 1.00

Data Results:
Analytes: Pass
ISTD: Pass

QC Elements

Element	IS Ref	Tune	Corr Conc	Raw Conc	Units	RSD(%)	High Limit	Flag
75 As	74	1	0.04	0.04	ug/l	151.43	1800.00	
208 Pb	209	1	1.84	1.84	ug/l	2.27	1800.00	

ISTD Elements

Element	Tune	CPS Mean	RSD(%)	Ref Value	Rec(%)	QC Range(%)	Flag
74 Ge	1	616513	3.01	616675	100.0	60 - 125	
209 Bi	1	2590236	1.24	2724981	95.1	60 - 125	

Tune File# 1 c:\icpchem\1\7500\nogas.u
Tune File# 2 C:\ICPCHEM\1\7500\
Tune File# 3 C:\ICPCHEM\1\7500\

ISTD Ref File : C:\ICPCHEM\1\DATA\16D20p00.B\003CALB.D\003CALB.D#

0 :Element Failures
0 :ISTD Failures
0 :Max. Number of Failures Allowed
0 :Max. Number of ISTD Failures Allowed

Sample QC Report

Data File: C:\ICPCHEM\1\DATA\16D20p00.B\147SMPL.D\147SMPL.D#
Date Acquired: Apr 20 2016 10:24 pm
Acq. Method: DW_AsPb.M
Operator:
Sample Name: 460-111799-A-26
Misc Info:
Vial Number: 2206
Current Method: C:\ICPCHEM\1\METHODS\DW_AsPb.M
Calibration File: C:\ICPCHEM\1\CALIB\DW_AsPb.C
Last Cal. Update: Apr 20 2016 03:42 pm
Sample Type: Sample
Dilution Factor: 1.00
Autodil Factor: Undiluted
Final Dil Factor: 1.00

Data Results:
Analytes: Pass
ISTD: Pass

QC Elements

Element	IS Ref	Tune	Corr Conc	Raw Conc	Units	RSD(%)	High Limit	Flag
75 As	74	1	0.08	0.08	ug/l	33.89	1800.00	
208 Pb	209	1	8.03	8.03	ug/l	2.22	1800.00	

ISTD Elements

Element	Tune	CPS Mean	RSD(%)	Ref Value	Rec(%)	QC Range(%)	Flag
74 Ge	1	618619	2.64	616675	100.3	60 - 125	
209 Bi	1	2628616	1.17	2724981	96.5	60 - 125	

Tune File# 1 c:\icpchem\1\7500\nogas.u
Tune File# 2 C:\ICPCHEM\1\7500\
Tune File# 3 C:\ICPCHEM\1\7500\

ISTD Ref File : C:\ICPCHEM\1\DATA\16D20p00.B\003CALB.D\003CALB.D#

0 :Element Failures
0 :ISTD Failures
0 :Max. Number of Failures Allowed
0 :Max. Number of ISTD Failures Allowed

Sample QC Report

Data File: C:\ICPCHEM\1\DATA\16D20p00.B\148SMPL.D\148SMPL.D#
Date Acquired: Apr 20 2016 10:27 pm
Acq. Method: DW_AsPb.M
Operator:
Sample Name: 460-111799-A-27
Misc Info:
Vial Number: 2207
Current Method: C:\ICPCHEM\1\METHODS\DW_AsPb.M
Calibration File: C:\ICPCHEM\1\CALIB\DW_AsPb.C
Last Cal. Update: Apr 20 2016 03:42 pm
Sample Type: Sample
Dilution Factor: 1.00
Autodil Factor: Undiluted
Final Dil Factor: 1.00

Data Results:
Analytes: Pass
ISTD: Pass

QC Elements

Element	IS Ref	Tune	Corr Conc	Raw Conc	Units	RSD(%)	High Limit	Flag
75 As	74	1	0.24	0.24	ug/l	6.52	1800.00	
208 Pb	209	1	33.08	33.08	ug/l	1.85	1800.00	

ISTD Elements

Element	Tune	CPS Mean	RSD(%)	Ref Value	Rec(%)	QC Range(%)	Flag
74 Ge	1	614035	2.49	616675	99.6	60 - 125	
209 Bi	1	2632997	0.76	2724981	96.6	60 - 125	

Tune File# 1 c:\icpchem\1\7500\nogas.u
Tune File# 2 C:\ICPCHEM\1\7500\
Tune File# 3 C:\ICPCHEM\1\7500\

ISTD Ref File : C:\ICPCHEM\1\DATA\16D20p00.B\003CALB.D\003CALB.D#

0 :Element Failures
0 :ISTD Failures
0 :Max. Number of Failures Allowed
0 :Max. Number of ISTD Failures Allowed

Sample QC Report

Data File: C:\ICPCHEM\1\DATA\16D20p00.B\149SMPL.D\149SMPL.D#
Date Acquired: Apr 20 2016 10:30 pm
Acq. Method: DW_AsPb.M
Operator:
Sample Name: 460-111799-A-28
Misc Info:
Vial Number: 2208
Current Method: C:\ICPCHEM\1\METHODS\DW_AsPb.M
Calibration File: C:\ICPCHEM\1\CALIB\DW_AsPb.C
Last Cal. Update: Apr 20 2016 03:42 pm
Sample Type: Sample
Dilution Factor: 1.00
Autodil Factor: Undiluted
Final Dil Factor: 1.00

Data Results:
Analytes: Pass
ISTD: Pass

QC Elements

Element	IS Ref	Tune	Corr Conc	Raw Conc	Units	RSD(%)	High Limit	Flag
75 As	74	1	0.18	0.18	ug/l	58.61	1800.00	
208 Pb	209	1	2.49	2.49	ug/l	2.55	1800.00	

ISTD Elements

Element	Tune	CPS Mean	RSD(%)	Ref Value	Rec(%)	QC Range(%)	Flag
74 Ge	1	614305	2.69	616675	99.6	60 - 125	
209 Bi	1	2605174	0.88	2724981	95.6	60 - 125	

Tune File# 1 c:\icpchem\1\7500\nogas.u
Tune File# 2 C:\ICPCHEM\1\7500\
Tune File# 3 C:\ICPCHEM\1\7500\

ISTD Ref File : C:\ICPCHEM\1\DATA\16D20p00.B\003CALB.D\003CALB.D#

0 :Element Failures
0 :ISTD Failures
0 :Max. Number of Failures Allowed
0 :Max. Number of ISTD Failures Allowed

Continuing Calibration Verification (CCV) QC Report

Data File: C:\ICPCHEM\1\DATA\16D20p00.B\150_CCV.D\150_CCV.D#
Date Acquired: Apr 20 2016 10:33 pm
Acq. Method: DW_AsPb.M
Operator:
Sample Name: CCV 4335932
Misc Info:
Vial Number: 1104
Current Method: C:\ICPCHEM\1\METHODS\DW_AsPb.M
Calibration File: C:\ICPCHEM\1\CALIB\DW_AsPb.C
Last Cal. Update: Apr 20 2016 03:42 pm
Sample Type: CCV
Prep Dil. Factor: 1.00
Autodil Factor: Undiluted
Final Dil Factor: 1.00

Data Results:
Analytes: Pass
ISTD: Pass

Analyte Elements

Element	IS Ref	Tune	Conc. ug/L	RSD(%)	Expected	Rec(%)	QC Range(%)	Flag
75 As	74	1	48.55	0.40	50	97.1	90 - 110	
208 Pb	209	1	48.77	1.56	50	97.5	90 - 110	

ISTD Elements

Element	Tune	CPS Mean	RSD(%)	Ref Value	Rec(%)	QC Range(%)	Flag
74 Ge	1	604164	2.84	616675	98.0	60 - 125	
209 Bi	1	2691708	1.58	2724981	98.8	60 - 125	

Tune File# 1 c:\icpchem\1\7500\nogas.u
Tune File# 2 C:\ICPCHEM\1\7500\
Tune File# 3 C:\ICPCHEM\1\7500\

ISTD Ref File : C:\ICPCHEM\1\DATA\16D20p00.B\003CALB.D\003CALB.D#

0 :Element Failures
0 :ISTD Failures
0 :Max. Number of Failures Allowed
0 :Max. Number of ISTD Failures Allowed

CCB QC Report

Data File: C:\ICPCHEM\1\DATA\16D20p00.B\151_CCB.D\151_CCB.D#
Date Acquired: Apr 20 2016 10:36 pm
Operator:
Sample Name: CCB
Misc Info:
Vial Number: 1101
Current Method: C:\ICPCHEM\1\METHODS\DW_AsPb.M
Calibration File: C:\ICPCHEM\1\CALIB\DW_AsPb.C
Last Cal Update: Apr 20 2016 03:42 pm
Sample Type: CCB
Total Dil Factor: 1.00

QC Elements

Element	Conc.	RSD(%)	High Limit	Flag
75 As	-0.03 ug/l	249.61	1.00	
208 Pb	0.00 ug/l	20.66	2.50	

ISTD Elements

Element	CPS Mean	RSD(%)	Ref Value	Rec(%)	QC Range(%)	Flag
74 Ge	620782.44	2.51	616675.00	100.7	60 - 125	
209 Bi	2738203.30	1.00	2724980.50	100.5	60 - 125	

ISTD Ref File : C:\ICPCHEM\1\DATA\16D20p00.B\003CALB.D\003CALB.D#

0 :Element Failures 0 :Max. Number of Failures Allowed
0 :ISTD Failures 0 :Max. Number of ISTD Failures Allowed

Data Results:

Analytes: Pass
ISTD: Pass

Sample QC Report

Data File: C:\ICPCHEM\1\DATA\16D20p00.B\152SMPL.D\152SMPL.D#
Date Acquired: Apr 20 2016 10:38 pm
Acq. Method: DW_AsPb.M
Operator:
Sample Name: 460-111799-A-29
Misc Info:
Vial Number: 2209
Current Method: C:\ICPCHEM\1\METHODS\DW_AsPb.M
Calibration File: C:\ICPCHEM\1\CALIB\DW_AsPb.C
Last Cal. Update: Apr 20 2016 03:42 pm
Sample Type: Sample
Dilution Factor: 1.00
Autodil Factor: Undiluted
Final Dil Factor: 1.00

Data Results:
Analytes: Pass
ISTD: Pass

QC Elements

Element	IS Ref	Tune	Corr Conc	Raw Conc	Units	RSD(%)	High Limit	Flag
75 As	74	1	0.09	0.09	ug/l	42.84	1800.00	
208 Pb	209	1	0.28	0.28	ug/l	3.70	1800.00	

ISTD Elements

Element	Tune	CPS Mean	RSD(%)	Ref Value	Rec(%)	QC Range(%)	Flag
74 Ge	1	615394	2.52	616675	99.8	60 - 125	
209 Bi	1	2609469	0.47	2724981	95.8	60 - 125	

Tune File# 1 c:\icpchem\1\7500\nogas.u
Tune File# 2 C:\ICPCHEM\1\7500\
Tune File# 3 C:\ICPCHEM\1\7500\

ISTD Ref File : C:\ICPCHEM\1\DATA\16D20p00.B\003CALB.D\003CALB.D#

0 :Element Failures
0 :ISTD Failures
0 :Max. Number of Failures Allowed
0 :Max. Number of ISTD Failures Allowed

Sample QC Report

Data File: C:\ICPCHEM\1\DATA\16D20p00.B\153SMPL.D\153SMPL.D#
Date Acquired: Apr 20 2016 10:41 pm
Acq. Method: DW_AsPb.M
Operator:
Sample Name: 460-111799-A-30
Misc Info:
Vial Number: 2210
Current Method: C:\ICPCHEM\1\METHODS\DW_AsPb.M
Calibration File: C:\ICPCHEM\1\CALIB\DW_AsPb.C
Last Cal. Update: Apr 20 2016 03:42 pm
Sample Type: Sample
Dilution Factor: 1.00
Autodil Factor: Undiluted
Final Dil Factor: 1.00

Data Results:
Analytes: Pass
ISTD: Pass

QC Elements

Element	IS Ref	Tune	Corr Conc	Raw Conc	Units	RSD(%)	High Limit	Flag
75 As	74	1	0.27	0.27	ug/l	72.58	1800.00	
208 Pb	209	1	0.01	0.01	ug/l	94.09	1800.00	

ISTD Elements

Element	Tune	CPS Mean	RSD(%)	Ref Value	Rec(%)	QC Range(%)	Flag
74 Ge	1	589627	2.32	616675	95.6	60 - 125	
209 Bi	1	2448145	1.30	2724981	89.8	60 - 125	

Tune File# 1 c:\icpchem\1\7500\nogas.u
Tune File# 2 C:\ICPCHEM\1\7500\
Tune File# 3 C:\ICPCHEM\1\7500\

ISTD Ref File : C:\ICPCHEM\1\DATA\16D20p00.B\003CALB.D\003CALB.D#

0 :Element Failures
0 :ISTD Failures
0 :Max. Number of Failures Allowed
0 :Max. Number of ISTD Failures Allowed

Sample QC Report

Data File: C:\ICPCHEM\1\DATA\16D20p00.B\154SMPL.D\154SMPL.D#
Date Acquired: Apr 20 2016 10:44 pm
Acq. Method: DW_AsPb.M
Operator:
Sample Name: 460-111799-A-31
Misc Info:
Vial Number: 2211
Current Method: C:\ICPCHEM\1\METHODS\DW_AsPb.M
Calibration File: C:\ICPCHEM\1\CALIB\DW_AsPb.C
Last Cal. Update: Apr 20 2016 03:42 pm
Sample Type: Sample
Dilution Factor: 1.00
Autodil Factor: Undiluted
Final Dil Factor: 1.00

Data Results:
Analytes: Pass
ISTD: Pass

QC Elements

Element	IS Ref	Tune	Corr Conc	Raw Conc	Units	RSD(%)	High Limit	Flag
75 As	74	1	0.08	0.08	ug/l	108.02	1800.00	
208 Pb	209	1	25.28	25.28	ug/l	1.84	1800.00	

ISTD Elements

Element	Tune	CPS Mean	RSD(%)	Ref Value	Rec(%)	QC Range(%)	Flag
74 Ge	1	603365	2.43	616675	97.8	60 - 125	
209 Bi	1	2575090	0.68	2724981	94.5	60 - 125	

Tune File# 1 c:\icpchem\1\7500\nogas.u
Tune File# 2 C:\ICPCHEM\1\7500\
Tune File# 3 C:\ICPCHEM\1\7500\

ISTD Ref File : C:\ICPCHEM\1\DATA\16D20p00.B\003CALB.D\003CALB.D#

0 :Element Failures
0 :ISTD Failures
0 :Max. Number of Failures Allowed
0 :Max. Number of ISTD Failures Allowed

Sample QC Report

Data File: C:\ICPCHEM\1\DATA\16D20p00.B\155SMPL.D\155SMPL.D#
Date Acquired: Apr 20 2016 10:47 pm
Acq. Method: DW_AsPb.M
Operator:
Sample Name: 460-111799-A-32
Misc Info:
Vial Number: 2212
Current Method: C:\ICPCHEM\1\METHODS\DW_AsPb.M
Calibration File: C:\ICPCHEM\1\CALIB\DW_AsPb.C
Last Cal. Update: Apr 20 2016 03:42 pm
Sample Type: Sample
Dilution Factor: 1.00
Autodil Factor: Undiluted
Final Dil Factor: 1.00

Data Results:
Analytes: Pass
ISTD: Pass

QC Elements

Element	IS Ref	Tune	Corr Conc	Raw Conc	Units	RSD(%)	High Limit	Flag
75 As	74	1	-0.11	-0.11	ug/l	27.22	1800.00	
208 Pb	209	1	0.61	0.61	ug/l	3.54	1800.00	

ISTD Elements

Element	Tune	CPS Mean	RSD(%)	Ref Value	Rec(%)	QC Range(%)	Flag
74 Ge	1	623255	2.09	616675	101.1	60 - 125	
209 Bi	1	2711348	0.23	2724981	99.5	60 - 125	

Tune File# 1 c:\icpchem\1\7500\nogas.u
Tune File# 2 C:\ICPCHEM\1\7500\
Tune File# 3 C:\ICPCHEM\1\7500\

ISTD Ref File : C:\ICPCHEM\1\DATA\16D20p00.B\003CALB.D\003CALB.D#

0 :Element Failures
0 :ISTD Failures
0 :Max. Number of Failures Allowed
0 :Max. Number of ISTD Failures Allowed

Sample QC Report

Data File: C:\ICPCHEM\1\DATA\16D20p00.B\156SMPL.D\156SMPL.D#
Date Acquired: Apr 20 2016 10:50 pm
Acq. Method: DW_AsPb.M
Operator:
Sample Name: 460-111799-A-33
Misc Info:
Vial Number: 4506
Current Method: C:\ICPCHEM\1\METHODS\DW_AsPb.M
Calibration File: C:\ICPCHEM\1\CALIB\DW_AsPb.C
Last Cal. Update: Apr 20 2016 03:42 pm
Sample Type: Sample
Dilution Factor: 1.00
Autodil Factor: Undiluted
Final Dil Factor: 1.00

Data Results:
Analytes: Pass
ISTD: Pass

QC Elements

Element	IS Ref	Tune	Corr Conc	Raw Conc	Units	RSD(%)	High Limit	Flag
75 As	74	1	0.04	0.04	ug/l	51.82	1800.00	
208 Pb	209	1	27.02	27.02	ug/l	2.20	1800.00	

ISTD Elements

Element	Tune	CPS Mean	RSD(%)	Ref Value	Rec(%)	QC Range(%)	Flag
74 Ge	1	607648	2.48	616675	98.5	60 - 125	
209 Bi	1	2611295	0.73	2724981	95.8	60 - 125	

Tune File# 1 c:\icpchem\1\7500\nogas.u
Tune File# 2 C:\ICPCHEM\1\7500\
Tune File# 3 C:\ICPCHEM\1\7500\

ISTD Ref File : C:\ICPCHEM\1\DATA\16D20p00.B\003CALB.D\003CALB.D#

0 :Element Failures
0 :ISTD Failures
0 :Max. Number of Failures Allowed
0 :Max. Number of ISTD Failures Allowed

Sample QC Report

Data File: C:\ICPCHEM\1\DATA\16D20p00.B\157SMPL.D\157SMPL.D#
Date Acquired: Apr 20 2016 10:53 pm
Acq. Method: DW_AsPb.M
Operator:
Sample Name: 460-111799-A-34
Misc Info:
Vial Number: 4507
Current Method: C:\ICPCHEM\1\METHODS\DW_AsPb.M
Calibration File: C:\ICPCHEM\1\CALIB\DW_AsPb.C
Last Cal. Update: Apr 20 2016 03:42 pm
Sample Type: Sample
Dilution Factor: 1.00
Autodil Factor: Undiluted
Final Dil Factor: 1.00

Data Results:
Analytes: Pass
ISTD: Pass

QC Elements

Element	IS Ref	Tune	Corr Conc	Raw Conc	Units	RSD(%)	High Limit	Flag
75 As	74	1	-0.03	-0.03	ug/l	122.61	1800.00	
208 Pb	209	1	0.00	0.00	ug/l	145.71	1800.00	

ISTD Elements

Element	Tune	CPS Mean	RSD(%)	Ref Value	Rec(%)	QC Range(%)	Flag
74 Ge	1	631972	3.47	616675	102.5	60 - 125	
209 Bi	1	2739268	1.56	2724981	100.5	60 - 125	

Tune File# 1 c:\icpchem\1\7500\nogas.u
Tune File# 2 C:\ICPCHEM\1\7500\
Tune File# 3 C:\ICPCHEM\1\7500\

ISTD Ref File : C:\ICPCHEM\1\DATA\16D20p00.B\003CALB.D\003CALB.D#

0 :Element Failures
0 :ISTD Failures
0 :Max. Number of Failures Allowed
0 :Max. Number of ISTD Failures Allowed

Continuing Calibration Verification (CCV) QC Report

Data File: C:\ICPCHEM\1\DATA\16D20p00.B\158_CCV.D\158_CCV.D#
Date Acquired: Apr 20 2016 10:56 pm
Acq. Method: DW_AsPb.M
Operator:
Sample Name: CCV 4335932
Misc Info:
Vial Number: 1104
Current Method: C:\ICPCHEM\1\METHODS\DW_AsPb.M
Calibration File: C:\ICPCHEM\1\CALIB\DW_AsPb.C
Last Cal. Update: Apr 20 2016 03:42 pm
Sample Type: CCV
Prep Dil. Factor: 1.00
Autodil Factor: Undiluted
Final Dil Factor: 1.00

Data Results:
Analytes: Pass
ISTD: Pass

Analyte Elements

Element	IS Ref	Tune	Conc. ug/L	RSD(%)	Expected	Rec(%)	QC Range(%)	Flag
75 As	74	1	49.10	0.15	50	98.2	90 - 110	
208 Pb	209	1	48.67	2.76	50	97.3	90 - 110	

ISTD Elements

Element	Tune	CPS Mean	RSD(%)	Ref Value	Rec(%)	QC Range(%)	Flag
74 Ge	1	597329	1.91	616675	96.9	60 - 125	
209 Bi	1	2680374	0.54	2724981	98.4	60 - 125	

Tune File# 1 c:\icpchem\1\7500\nogas.u
Tune File# 2 C:\ICPCHEM\1\7500\
Tune File# 3 C:\ICPCHEM\1\7500\

ISTD Ref File : C:\ICPCHEM\1\DATA\16D20p00.B\003CALB.D\003CALB.D#

0 :Element Failures
0 :ISTD Failures
0 :Max. Number of Failures Allowed
0 :Max. Number of ISTD Failures Allowed

CCB QC Report

Data File: C:\ICPCHEM\1\DATA\16D20p00.B\159_CCB.D\159_CCB.D#
Date Acquired: Apr 20 2016 10:59 pm
Operator:
Sample Name: CCB
Misc Info:
Vial Number: 1101
Current Method: C:\ICPCHEM\1\METHODS\DW_AsPb.M
Calibration File: C:\ICPCHEM\1\CALIB\DW_AsPb.C
Last Cal Update: Apr 20 2016 03:42 pm
Sample Type: CCB
Total Dil Factor: 1.00

QC Elements

Element	Conc.	RSD(%)	High Limit	Flag
75 As	-0.02 ug/l	254.91	1.00	
208 Pb	0.00 ug/l	154.40	2.50	

ISTD Elements

Element	CPS Mean	RSD(%)	Ref Value	Rec(%)	QC Range(%)	Flag
74 Ge	617911.63	2.68	616675.00	100.2	60 - 125	
209 Bi	2727160.80	1.89	2724980.50	100.1	60 - 125	

ISTD Ref File : C:\ICPCHEM\1\DATA\16D20p00.B\003CALB.D\003CALB.D#

0 :Element Failures 0 :Max. Number of Failures Allowed
0 :ISTD Failures 0 :Max. Number of ISTD Failures Allowed

Data Results:
Analytes: Pass
ISTD: Pass

CCB QC Report

Data File: C:\ICPCHEM\1\DATA\16D20p00.B\160_CCB.D\160_CCB.D#
Date Acquired: Apr 20 2016 11:02 pm
Operator:
Sample Name: MB
Misc Info:
Vial Number: 2301
Current Method: C:\ICPCHEM\1\METHODS\DW_AsPb.M
Calibration File: C:\ICPCHEM\1\CALIB\DW_AsPb.C
Last Cal Update: Apr 20 2016 03:42 pm
Sample Type: CCB
Total Dil Factor: 1.00

QC Elements

Element	Conc.	RSD(%)	High Limit	Flag
75 As	-0.07 ug/l	28.45	1.00	
208 Pb	0.00 ug/l	110.06	2.50	

ISTD Elements

Element	CPS Mean	RSD(%)	Ref Value	Rec(%)	QC Range(%)	Flag
74 Ge	618122.25	2.12	616675.00	100.2	60 - 125	
209 Bi	2738326.80	0.01	2724980.50	100.5	60 - 125	

ISTD Ref File : C:\ICPCHEM\1\DATA\16D20p00.B\003CALB.D\003CALB.D#

0 :Element Failures 0 :Max. Number of Failures Allowed
0 :ISTD Failures 0 :Max. Number of ISTD Failures Allowed

Data Results:
Analytes: Pass
ISTD: Pass

Sample QC Report

Data File: C:\ICPCHEM\1\DATA\16D20p00.B\161SMPL.D\161SMPL.D#
Date Acquired: Apr 20 2016 11:04 pm
Acq. Method: DW_AsPb.M
Operator:
Sample Name: LCS
Misc Info:
Vial Number: 2302
Current Method: C:\ICPCHEM\1\METHODS\DW_AsPb.M
Calibration File: C:\ICPCHEM\1\CALIB\DW_AsPb.C
Last Cal. Update: Apr 20 2016 03:42 pm
Sample Type: Sample
Dilution Factor: 1.00
Autodil Factor: Undiluted
Final Dil Factor: 1.00

Data Results:
Analytes: Pass
ISTD: Pass

QC Elements

Element	IS Ref	Tune	Corr Conc	Raw Conc	Units	RSD(%)	High Limit	Flag
75 As	74	1	8.65	8.65	ug/l	1.48	1800.00	
208 Pb	209	1	4.40	4.40	ug/l	1.99	1800.00	

ISTD Elements

Element	Tune	CPS Mean	RSD(%)	Ref Value	Rec(%)	QC Range(%)	Flag
74 Ge	1	621669	2.76	616675	100.8	60 - 125	
209 Bi	1	2732579	1.63	2724981	100.3	60 - 125	

Tune File# 1 c:\icpchem\1\7500\nogas.u
Tune File# 2 C:\ICPCHEM\1\7500\
Tune File# 3 C:\ICPCHEM\1\7500\

ISTD Ref File : C:\ICPCHEM\1\DATA\16D20p00.B\003CALB.D\003CALB.D#

0 :Element Failures
0 :ISTD Failures
0 :Max. Number of Failures Allowed
0 :Max. Number of ISTD Failures Allowed

Sample QC Report

Data File: C:\ICPCHEM\1\DATA\16D20p00.B\162SMPL.D\162SMPL.D#
Date Acquired: Apr 20 2016 11:07 pm
Acq. Method: DW_AsPb.M
Operator:
Sample Name: MS 460-111799-A-35
Misc Info:
Vial Number: 2303
Current Method: C:\ICPCHEM\1\METHODS\DW_AsPb.M
Calibration File: C:\ICPCHEM\1\CALIB\DW_AsPb.C
Last Cal. Update: Apr 20 2016 03:42 pm
Sample Type: Sample
Dilution Factor: 1.00
Autodil Factor: Undiluted
Final Dil Factor: 1.00

Data Results:
Analytes: Pass
ISTD: Pass

QC Elements

Element	IS Ref	Tune	Corr Conc	Raw Conc	Units	RSD(%)	High Limit	Flag
75 As	74	1	9.66	9.66	ug/l	1.31	1800.00	
208 Pb	209	1	15.24	15.24	ug/l	2.28	1800.00	

ISTD Elements

Element	Tune	CPS Mean	RSD(%)	Ref Value	Rec(%)	QC Range(%)	Flag
74 Ge	1	611190	2.66	616675	99.1	60 - 125	
209 Bi	1	2602108	0.91	2724981	95.5	60 - 125	

Tune File# 1 c:\icpchem\1\7500\nogas.u
Tune File# 2 C:\ICPCHEM\1\7500\
Tune File# 3 C:\ICPCHEM\1\7500\

ISTD Ref File : C:\ICPCHEM\1\DATA\16D20p00.B\003CALB.D\003CALB.D#

0 :Element Failures
0 :ISTD Failures
0 :Max. Number of Failures Allowed
0 :Max. Number of ISTD Failures Allowed

Sample QC Report

Data File: C:\ICPCHEM\1\DATA\16D20p00.B\163SMPL.D\163SMPL.D#
Date Acquired: Apr 20 2016 11:10 pm
Acq. Method: DW_AsPb.M
Operator:
Sample Name: DU 460-111799-A-35
Misc Info:
Vial Number: 2304
Current Method: C:\ICPCHEM\1\METHODS\DW_AsPb.M
Calibration File: C:\ICPCHEM\1\CALIB\DW_AsPb.C
Last Cal. Update: Apr 20 2016 03:42 pm
Sample Type: Sample
Dilution Factor: 1.00
Autodil Factor: Undiluted
Final Dil Factor: 1.00

Data Results:
Analytes: Pass
ISTD: Pass

QC Elements

Element	IS Ref	Tune	Corr Conc	Raw Conc	Units	RSD(%)	High Limit	Flag
75 As	74	1	0.05	0.05	ug/l	43.04	1800.00	
208 Pb	209	1	9.87	9.87	ug/l	13.42	1800.00	

ISTD Elements

Element	Tune	CPS Mean	RSD(%)	Ref Value	Rec(%)	QC Range(%)	Flag
74 Ge	1	645939	7.47	616675	104.7	60 - 125	
209 Bi	1	2793804	12.36	2724981	102.5	60 - 125	

Tune File# 1 c:\icpchem\1\7500\nogas.u
Tune File# 2 C:\ICPCHEM\1\7500\
Tune File# 3 C:\ICPCHEM\1\7500\

ISTD Ref File : C:\ICPCHEM\1\DATA\16D20p00.B\003CALB.D\003CALB.D#

0 :Element Failures
0 :ISTD Failures
0 :Max. Number of Failures Allowed
0 :Max. Number of ISTD Failures Allowed

Sample QC Report

Data File: C:\ICPCHEM\1\DATA\16D20p00.B\164SMPL.D\164SMPL.D#
Date Acquired: Apr 20 2016 11:13 pm
Acq. Method: DW_AsPb.M
Operator:
Sample Name: 460-111799-A-35
Misc Info:
Vial Number: 2305
Current Method: C:\ICPCHEM\1\METHODS\DW_AsPb.M
Calibration File: C:\ICPCHEM\1\CALIB\DW_AsPb.C
Last Cal. Update: Apr 20 2016 03:42 pm
Sample Type: Sample
Dilution Factor: 1.00
Autodil Factor: Undiluted
Final Dil Factor: 1.00

Data Results:
Analytes: Pass
ISTD: Pass

QC Elements

Element	IS Ref	Tune	Corr Conc	Raw Conc	Units	RSD(%)	High Limit	Flag
75 As	74	1	0.09	0.09	ug/l	64.33	1800.00	
208 Pb	209	1	10.40	10.40	ug/l	2.59	1800.00	

ISTD Elements

Element	Tune	CPS Mean	RSD(%)	Ref Value	Rec(%)	QC Range(%)	Flag
74 Ge	1	617110	2.44	616675	100.1	60 - 125	
209 Bi	1	2639287	0.63	2724981	96.9	60 - 125	

Tune File# 1 c:\icpchem\1\7500\nogas.u
Tune File# 2 C:\ICPCHEM\1\7500\
Tune File# 3 C:\ICPCHEM\1\7500\

ISTD Ref File : C:\ICPCHEM\1\DATA\16D20p00.B\003CALB.D\003CALB.D#

0 :Element Failures
0 :ISTD Failures
0 :Max. Number of Failures Allowed
0 :Max. Number of ISTD Failures Allowed

Sample QC Report

Data File: C:\ICPCHEM\1\DATA\16D20p00.B\165SMPL.D\165SMPL.D#
Date Acquired: Apr 20 2016 11:16 pm
Acq. Method: DW_AsPb.M
Operator:
Sample Name: SD 460-111799-A-35@5
Misc Info:
Vial Number: 2306
Current Method: C:\ICPCHEM\1\METHODS\DW_AsPb.M
Calibration File: C:\ICPCHEM\1\CALIB\DW_AsPb.C
Last Cal. Update: Apr 20 2016 03:42 pm
Sample Type: Sample
Dilution Factor: 5.00
Autodil Factor: Undiluted
Final Dil Factor: 5.00

Data Results:
Analytes: Pass
ISTD: Pass

QC Elements

Element	IS Ref	Tune	Corr Conc	Raw Conc	Units	RSD(%)	High Limit	Flag
75 As	74	1	-0.16	-0.03	ug/l	289.37	1800.00	
208 Pb	209	1	10.48	2.10	ug/l	2.84	1800.00	

ISTD Elements

Element	Tune	CPS Mean	RSD(%)	Ref Value	Rec(%)	QC Range(%)	Flag
74 Ge	1	621892	3.55	616675	100.8	60 - 125	
209 Bi	1	2707691	1.39	2724981	99.4	60 - 125	

Tune File# 1 c:\icpchem\1\7500\nogas.u
Tune File# 2 C:\ICPCHEM\1\7500\
Tune File# 3 C:\ICPCHEM\1\7500\

ISTD Ref File : C:\ICPCHEM\1\DATA\16D20p00.B\003CALB.D\003CALB.D#

0 :Element Failures
0 :ISTD Failures
0 :Max. Number of Failures Allowed
0 :Max. Number of ISTD Failures Allowed

Sample QC Report

Data File: C:\ICPCHEM\1\DATA\16D20p00.B\166SMPL.D\166SMPL.D#
Date Acquired: Apr 20 2016 11:19 pm
Acq. Method: DW_AsPb.M
Operator:
Sample Name: 460-111799-A-36
Misc Info:
Vial Number: 2307
Current Method: C:\ICPCHEM\1\METHODS\DW_AsPb.M
Calibration File: C:\ICPCHEM\1\CALIB\DW_AsPb.C
Last Cal. Update: Apr 20 2016 03:42 pm
Sample Type: Sample
Dilution Factor: 1.00
Autodil Factor: Undiluted
Final Dil Factor: 1.00

Data Results:
Analytes: Pass
ISTD: Pass

QC Elements

Element	IS Ref	Tune	Corr Conc	Raw Conc	Units	RSD(%)	High Limit	Flag
75 As	74	1	0.11	0.11	ug/l	37.20	1800.00	
208 Pb	209	1	3.63	3.63	ug/l	2.07	1800.00	

ISTD Elements

Element	Tune	CPS Mean	RSD(%)	Ref Value	Rec(%)	QC Range(%)	Flag
74 Ge	1	614044	2.99	616675	99.6	60 - 125	
209 Bi	1	2617085	0.38	2724981	96.0	60 - 125	

Tune File# 1 c:\icpchem\1\7500\nogas.u
Tune File# 2 C:\ICPCHEM\1\7500\
Tune File# 3 C:\ICPCHEM\1\7500\

ISTD Ref File : C:\ICPCHEM\1\DATA\16D20p00.B\003CALB.D\003CALB.D#

0 :Element Failures
0 :ISTD Failures
0 :Max. Number of Failures Allowed
0 :Max. Number of ISTD Failures Allowed

Sample QC Report

Data File: C:\ICPCHEM\1\DATA\16D20p00.B\167SMPL.D\167SMPL.D#
Date Acquired: Apr 20 2016 11:22 pm
Acq. Method: DW_AsPb.M
Operator:
Sample Name: MS 460-111799-A-36
Misc Info:
Vial Number: 2308
Current Method: C:\ICPCHEM\1\METHODS\DW_AsPb.M
Calibration File: C:\ICPCHEM\1\CALIB\DW_AsPb.C
Last Cal. Update: Apr 20 2016 03:42 pm
Sample Type: Sample
Dilution Factor: 1.00
Autodil Factor: Undiluted
Final Dil Factor: 1.00

Data Results:
Analytes: Pass
ISTD: Pass

QC Elements

Element	IS Ref	Tune	Corr Conc	Raw Conc	Units	RSD(%)	High Limit	Flag
75 As	74	1	9.71	9.71	ug/l	0.99	1800.00	
208 Pb	209	1	8.39	8.39	ug/l	2.07	1800.00	

ISTD Elements

Element	Tune	CPS Mean	RSD(%)	Ref Value	Rec(%)	QC Range(%)	Flag
74 Ge	1	613409	2.43	616675	99.5	60 - 125	
209 Bi	1	2606049	1.31	2724981	95.6	60 - 125	

Tune File# 1 c:\icpchem\1\7500\nogas.u
Tune File# 2 C:\ICPCHEM\1\7500\
Tune File# 3 C:\ICPCHEM\1\7500\

ISTD Ref File : C:\ICPCHEM\1\DATA\16D20p00.B\003CALB.D\003CALB.D#

0 :Element Failures
0 :ISTD Failures
0 :Max. Number of Failures Allowed
0 :Max. Number of ISTD Failures Allowed

Sample QC Report

Data File: C:\ICPCHEM\1\DATA\16D20p00.B\168SMPL.D\168SMPL.D#
Date Acquired: Apr 20 2016 11:24 pm
Acq. Method: DW_AsPb.M
Operator:
Sample Name: 460-111799-A-37
Misc Info:
Vial Number: 2309
Current Method: C:\ICPCHEM\1\METHODS\DW_AsPb.M
Calibration File: C:\ICPCHEM\1\CALIB\DW_AsPb.C
Last Cal. Update: Apr 20 2016 03:42 pm
Sample Type: Sample
Dilution Factor: 1.00
Autodil Factor: Undiluted
Final Dil Factor: 1.00

Data Results:
Analytes: Pass
ISTD: Pass

QC Elements

Element	IS Ref	Tune	Corr Conc	Raw Conc	Units	RSD(%)	High Limit	Flag
75 As	74	1	-0.11	-0.11	ug/l	45.08	1800.00	
208 Pb	209	1	-0.01	-0.01	ug/l	45.65	1800.00	

ISTD Elements

Element	Tune	CPS Mean	RSD(%)	Ref Value	Rec(%)	QC Range(%)	Flag
74 Ge	1	630081	3.16	616675	102.2	60 - 125	
209 Bi	1	2721427	1.17	2724981	99.9	60 - 125	

Tune File# 1 c:\icpchem\1\7500\nogas.u
Tune File# 2 C:\ICPCHEM\1\7500\
Tune File# 3 C:\ICPCHEM\1\7500\

ISTD Ref File : C:\ICPCHEM\1\DATA\16D20p00.B\003CALB.D\003CALB.D#

0 :Element Failures
0 :ISTD Failures
0 :Max. Number of Failures Allowed
0 :Max. Number of ISTD Failures Allowed

Sample QC Report

Data File: C:\ICPCHEM\1\DATA\16D20p00.B\169SMPL.D\169SMPL.D#
Date Acquired: Apr 20 2016 11:27 pm
Acq. Method: DW_AsPb.M
Operator:
Sample Name: 460-111799-A-38
Misc Info:
Vial Number: 2310
Current Method: C:\ICPCHEM\1\METHODS\DW_AsPb.M
Calibration File: C:\ICPCHEM\1\CALIB\DW_AsPb.C
Last Cal. Update: Apr 20 2016 03:42 pm
Sample Type: Sample
Dilution Factor: 1.00
Autodil Factor: Undiluted
Final Dil Factor: 1.00

Data Results:
Analytes: Pass
ISTD: Pass

QC Elements

Element	IS Ref	Tune	Corr Conc	Raw Conc	Units	RSD(%)	High Limit	Flag
75 As	74	1	0.13	0.13	ug/l	22.03	1800.00	
208 Pb	209	1	5.22	5.22	ug/l	2.36	1800.00	

ISTD Elements

Element	Tune	CPS Mean	RSD(%)	Ref Value	Rec(%)	QC Range(%)	Flag
74 Ge	1	610198	2.95	616675	98.9	60 - 125	
209 Bi	1	2604658	1.62	2724981	95.6	60 - 125	

Tune File# 1 c:\icpchem\1\7500\nogas.u
Tune File# 2 C:\ICPCHEM\1\7500\
Tune File# 3 C:\ICPCHEM\1\7500\

ISTD Ref File : C:\ICPCHEM\1\DATA\16D20p00.B\003CALB.D\003CALB.D#

0 :Element Failures
0 :ISTD Failures
0 :Max. Number of Failures Allowed
0 :Max. Number of ISTD Failures Allowed

Continuing Calibration Verification (CCV) QC Report

Data File: C:\ICPCHEM\1\DATA\16D20p00.B\170_CCV.D\170_CCV.D#
Date Acquired: Apr 20 2016 11:30 pm
Acq. Method: DW_AsPb.M
Operator:
Sample Name: CCV 4335932
Misc Info:
Vial Number: 1104
Current Method: C:\ICPCHEM\1\METHODS\DW_AsPb.M
Calibration File: C:\ICPCHEM\1\CALIB\DW_AsPb.C
Last Cal. Update: Apr 20 2016 03:42 pm
Sample Type: CCV
Prep Dil. Factor: 1.00
Autodil Factor: Undiluted
Final Dil Factor: 1.00

Data Results:
Analytes: Pass
ISTD: Pass

Analyte Elements

Element	IS Ref	Tune	Conc. ug/L	RSD(%)	Expected	Rec(%)	QC Range(%)	Flag
75 As	74	1	48.57	1.43	50	97.1	90 - 110	
208 Pb	209	1	48.57	1.63	50	97.1	90 - 110	

ISTD Elements

Element	Tune	CPS Mean	RSD(%)	Ref Value	Rec(%)	QC Range(%)	Flag
74 Ge	1	600283	2.71	616675	97.3	60 - 125	
209 Bi	1	2688880	1.12	2724981	98.7	60 - 125	

Tune File# 1 c:\icpchem\1\7500\nogas.u
Tune File# 2 C:\ICPCHEM\1\7500\
Tune File# 3 C:\ICPCHEM\1\7500\

ISTD Ref File : C:\ICPCHEM\1\DATA\16D20p00.B\003CALB.D\003CALB.D#

0 :Element Failures
0 :ISTD Failures
0 :Max. Number of Failures Allowed
0 :Max. Number of ISTD Failures Allowed

CCB QC Report

Data File: C:\ICPCHEM\1\DATA\16D20p00.B\171_CCB.D\171_CCB.D#
Date Acquired: Apr 20 2016 11:33 pm
Operator:
Sample Name: CCB
Misc Info:
Vial Number: 1101
Current Method: C:\ICPCHEM\1\METHODS\DW_AsPb.M
Calibration File: C:\ICPCHEM\1\CALIB\DW_AsPb.C
Last Cal Update: Apr 20 2016 03:42 pm
Sample Type: CCB
Total Dil Factor: 1.00

QC Elements

Element	Conc.	RSD(%)	High Limit	Flag
75 As	-0.06 ug/l	52.15	1.00	
208 Pb	0.00 ug/l	72.03	2.50	

ISTD Elements

Element	CPS Mean	RSD(%)	Ref Value	Rec(%)	QC Range(%)	Flag
74 Ge	620923.19	2.23	616675.00	100.7	60 - 125	
209 Bi	2734907.30	0.25	2724980.50	100.4	60 - 125	

ISTD Ref File : C:\ICPCHEM\1\DATA\16D20p00.B\003CALB.D\003CALB.D#

0 :Element Failures 0 :Max. Number of Failures Allowed
0 :ISTD Failures 0 :Max. Number of ISTD Failures Allowed

Data Results:
Analytes: Pass
ISTD: Pass

Sample QC Report

Data File: C:\ICPCHEM\1\DATA\16D20p00.B\172SMPL.D\172SMPL.D#
Date Acquired: Apr 20 2016 11:36 pm
Acq. Method: DW_AsPb.M
Operator:
Sample Name: 460-111799-A-39
Misc Info:
Vial Number: 2311
Current Method: C:\ICPCHEM\1\METHODS\DW_AsPb.M
Calibration File: C:\ICPCHEM\1\CALIB\DW_AsPb.C
Last Cal. Update: Apr 20 2016 03:42 pm
Sample Type: Sample
Dilution Factor: 1.00
Autodil Factor: Undiluted
Final Dil Factor: 1.00

Data Results:
Analytes: Pass
ISTD: Pass

QC Elements

Element	IS Ref	Tune	Corr Conc	Raw Conc	Units	RSD(%)	High Limit	Flag
75 As	74	1	-0.09	-0.09	ug/l	49.38	1800.00	
208 Pb	209	1	0.03	0.03	ug/l	2.74	1800.00	

ISTD Elements

Element	Tune	CPS Mean	RSD(%)	Ref Value	Rec(%)	QC Range(%)	Flag
74 Ge	1	626317	1.98	616675	101.6	60 - 125	
209 Bi	1	2775876	1.06	2724981	101.9	60 - 125	

Tune File# 1 c:\icpchem\1\7500\nogas.u
Tune File# 2 C:\ICPCHEM\1\7500\
Tune File# 3 C:\ICPCHEM\1\7500\

ISTD Ref File : C:\ICPCHEM\1\DATA\16D20p00.B\003CALB.D\003CALB.D#

0 :Element Failures
0 :ISTD Failures
0 :Max. Number of Failures Allowed
0 :Max. Number of ISTD Failures Allowed

Sample QC Report

Data File: C:\ICPCHEM\1\DATA\16D20p00.B\173SMPL.D\173SMPL.D#
Date Acquired: Apr 20 2016 11:39 pm
Acq. Method: DW_AsPb.M
Operator:
Sample Name: 460-111911-A-1
Misc Info:
Vial Number: 2312
Current Method: C:\ICPCHEM\1\METHODS\DW_AsPb.M
Calibration File: C:\ICPCHEM\1\CALIB\DW_AsPb.C
Last Cal. Update: Apr 20 2016 03:42 pm
Sample Type: Sample
Dilution Factor: 1.00
Autodil Factor: Undiluted
Final Dil Factor: 1.00

Data Results:
Analytes: Pass
ISTD: Pass

QC Elements

Element	IS Ref	Tune	Corr Conc	Raw Conc	Units	RSD(%)	High Limit	Flag
75 As	74	1	0.06	0.06	ug/l	84.78	1800.00	
208 Pb	209	1	0.44	0.44	ug/l	0.44	1800.00	

ISTD Elements

Element	Tune	CPS Mean	RSD(%)	Ref Value	Rec(%)	QC Range(%)	Flag
74 Ge	1	613495	2.60	616675	99.5	60 - 125	
209 Bi	1	2574928	0.38	2724981	94.5	60 - 125	

Tune File# 1 c:\icpchem\1\7500\nogas.u
Tune File# 2 C:\ICPCHEM\1\7500\
Tune File# 3 C:\ICPCHEM\1\7500\

ISTD Ref File : C:\ICPCHEM\1\DATA\16D20p00.B\003CALB.D\003CALB.D#

0 :Element Failures
0 :ISTD Failures
0 :Max. Number of Failures Allowed
0 :Max. Number of ISTD Failures Allowed

Sample QC Report

Data File: C:\ICPCHEM\1\DATA\16D20p00.B\174SMPL.D\174SMPL.D#
Date Acquired: Apr 20 2016 11:42 pm
Acq. Method: DW_AsPb.M
Operator:
Sample Name: 460-111911-A-2
Misc Info:
Vial Number: 2401
Current Method: C:\ICPCHEM\1\METHODS\DW_AsPb.M
Calibration File: C:\ICPCHEM\1\CALIB\DW_AsPb.C
Last Cal. Update: Apr 20 2016 03:42 pm
Sample Type: Sample
Dilution Factor: 1.00
Autodil Factor: Undiluted
Final Dil Factor: 1.00

Data Results:
Analytes: Pass
ISTD: Pass

QC Elements

Element	IS Ref	Tune	Corr Conc	Raw Conc	Units	RSD(%)	High Limit	Flag
75 As	74	1	0.12	0.12	ug/l	31.24	1800.00	
208 Pb	209	1	0.37	0.37	ug/l	3.00	1800.00	

ISTD Elements

Element	Tune	CPS Mean	RSD(%)	Ref Value	Rec(%)	QC Range(%)	Flag
74 Ge	1	617474	2.75	616675	100.1	60 - 125	
209 Bi	1	2616910	0.37	2724981	96.0	60 - 125	

Tune File# 1 c:\icpchem\1\7500\nogas.u
Tune File# 2 C:\ICPCHEM\1\7500\
Tune File# 3 C:\ICPCHEM\1\7500\

ISTD Ref File : C:\ICPCHEM\1\DATA\16D20p00.B\003CALB.D\003CALB.D#

0 :Element Failures
0 :ISTD Failures
0 :Max. Number of Failures Allowed
0 :Max. Number of ISTD Failures Allowed

Sample QC Report

Data File: C:\ICPCHEM\1\DATA\16D20p00.B\175SMPL.D\175SMPL.D#
Date Acquired: Apr 20 2016 11:45 pm
Acq. Method: DW_AsPb.M
Operator:
Sample Name: 460-111911-A-3
Misc Info:
Vial Number: 2402
Current Method: C:\ICPCHEM\1\METHODS\DW_AsPb.M
Calibration File: C:\ICPCHEM\1\CALIB\DW_AsPb.C
Last Cal. Update: Apr 20 2016 03:42 pm
Sample Type: Sample
Dilution Factor: 1.00
Autodil Factor: Undiluted
Final Dil Factor: 1.00

Data Results:
Analytes: Pass
ISTD: Pass

QC Elements

Element	IS Ref	Tune	Corr Conc	Raw Conc	Units	RSD(%)	High Limit	Flag
75 As	74	1	0.13	0.13	ug/l	30.56	1800.00	
208 Pb	209	1	1.18	1.18	ug/l	2.91	1800.00	

ISTD Elements

Element	Tune	CPS Mean	RSD(%)	Ref Value	Rec(%)	QC Range(%)	Flag
74 Ge	1	616779	2.16	616675	100.0	60 - 125	
209 Bi	1	2601869	0.15	2724981	95.5	60 - 125	

Tune File# 1 c:\icpchem\1\7500\nogas.u
Tune File# 2 C:\ICPCHEM\1\7500\
Tune File# 3 C:\ICPCHEM\1\7500\

ISTD Ref File : C:\ICPCHEM\1\DATA\16D20p00.B\003CALB.D\003CALB.D#

0 :Element Failures
0 :ISTD Failures
0 :Max. Number of Failures Allowed
0 :Max. Number of ISTD Failures Allowed

Sample QC Report

Data File: C:\ICPCHEM\1\DATA\16D20p00.B\176SMPL.D\176SMPL.D#
Date Acquired: Apr 20 2016 11:47 pm
Acq. Method: DW_AsPb.M
Operator:
Sample Name: 460-111911-A-4
Misc Info:
Vial Number: 2403
Current Method: C:\ICPCHEM\1\METHODS\DW_AsPb.M
Calibration File: C:\ICPCHEM\1\CALIB\DW_AsPb.C
Last Cal. Update: Apr 20 2016 03:42 pm
Sample Type: Sample
Dilution Factor: 1.00
Autodil Factor: Undiluted
Final Dil Factor: 1.00

Data Results:
Analytes: Pass
ISTD: Pass

QC Elements

Element	IS Ref	Tune	Corr Conc	Raw Conc	Units	RSD(%)	High Limit	Flag
75 As	74	1	0.14	0.14	ug/l	67.75	1800.00	
208 Pb	209	1	1.07	1.07	ug/l	2.77	1800.00	

ISTD Elements

Element	Tune	CPS Mean	RSD(%)	Ref Value	Rec(%)	QC Range(%)	Flag
74 Ge	1	618050	2.54	616675	100.2	60 - 125	
209 Bi	1	2615007	0.73	2724981	96.0	60 - 125	

Tune File# 1 c:\icpchem\1\7500\nogas.u
Tune File# 2 C:\ICPCHEM\1\7500\
Tune File# 3 C:\ICPCHEM\1\7500\

ISTD Ref File : C:\ICPCHEM\1\DATA\16D20p00.B\003CALB.D\003CALB.D#

0 :Element Failures
0 :ISTD Failures
0 :Max. Number of Failures Allowed
0 :Max. Number of ISTD Failures Allowed

Sample QC Report

Data File: C:\ICPCHEM\1\DATA\16D20p00.B\177SMPL.D\177SMPL.D#
Date Acquired: Apr 20 2016 11:50 pm
Acq. Method: DW_AsPb.M
Operator:
Sample Name: 460-111911-A-5
Misc Info:
Vial Number: 2404
Current Method: C:\ICPCHEM\1\METHODS\DW_AsPb.M
Calibration File: C:\ICPCHEM\1\CALIB\DW_AsPb.C
Last Cal. Update: Apr 20 2016 03:42 pm
Sample Type: Sample
Dilution Factor: 1.00
Autodil Factor: Undiluted
Final Dil Factor: 1.00

Data Results:
Analytes: Pass
ISTD: Pass

QC Elements

Element	IS Ref	Tune	Corr Conc	Raw Conc	Units	RSD(%)	High Limit	Flag
75 As	74	1	0.11	0.11	ug/l	98.10	1800.00	
208 Pb	209	1	0.74	0.74	ug/l	2.77	1800.00	

ISTD Elements

Element	Tune	CPS Mean	RSD(%)	Ref Value	Rec(%)	QC Range(%)	Flag
74 Ge	1	619239	2.52	616675	100.4	60 - 125	
209 Bi	1	2621288	0.91	2724981	96.2	60 - 125	

Tune File# 1 c:\icpchem\1\7500\nogas.u
Tune File# 2 C:\ICPCHEM\1\7500\
Tune File# 3 C:\ICPCHEM\1\7500\

ISTD Ref File : C:\ICPCHEM\1\DATA\16D20p00.B\003CALB.D\003CALB.D#

0 :Element Failures
0 :ISTD Failures
0 :Max. Number of Failures Allowed
0 :Max. Number of ISTD Failures Allowed

Sample QC Report

Data File: C:\ICPCHEM\1\DATA\16D20p00.B\178SMPL.D\178SMPL.D#
Date Acquired: Apr 20 2016 11:53 pm
Acq. Method: DW_AsPb.M
Operator:
Sample Name: 460-111911-A-6
Misc Info:
Vial Number: 2405
Current Method: C:\ICPCHEM\1\METHODS\DW_AsPb.M
Calibration File: C:\ICPCHEM\1\CALIB\DW_AsPb.C
Last Cal. Update: Apr 20 2016 03:42 pm
Sample Type: Sample
Dilution Factor: 1.00
Autodil Factor: Undiluted
Final Dil Factor: 1.00

Data Results:
Analytes: Pass
ISTD: Pass

QC Elements

Element	IS Ref	Tune	Corr Conc	Raw Conc	Units	RSD(%)	High Limit	Flag
75 As	74	1	0.16	0.16	ug/l	24.67	1800.00	
208 Pb	209	1	0.42	0.42	ug/l	3.72	1800.00	

ISTD Elements

Element	Tune	CPS Mean	RSD(%)	Ref Value	Rec(%)	QC Range(%)	Flag
74 Ge	1	615771	2.16	616675	99.9	60 - 125	
209 Bi	1	2616334	0.44	2724981	96.0	60 - 125	

Tune File# 1 c:\icpchem\1\7500\nogas.u
Tune File# 2 C:\ICPCHEM\1\7500\
Tune File# 3 C:\ICPCHEM\1\7500\

ISTD Ref File : C:\ICPCHEM\1\DATA\16D20p00.B\003CALB.D\003CALB.D#

0 :Element Failures
0 :ISTD Failures
0 :Max. Number of Failures Allowed
0 :Max. Number of ISTD Failures Allowed

Sample QC Report

Data File: C:\ICPCHEM\1\DATA\16D20p00.B\179SMPL.D\179SMPL.D#
Date Acquired: Apr 20 2016 11:56 pm
Acq. Method: DW_AsPb.M
Operator:
Sample Name: 460-111911-A-7
Misc Info:
Vial Number: 2406
Current Method: C:\ICPCHEM\1\METHODS\DW_AsPb.M
Calibration File: C:\ICPCHEM\1\CALIB\DW_AsPb.C
Last Cal. Update: Apr 20 2016 03:42 pm
Sample Type: Sample
Dilution Factor: 1.00
Autodil Factor: Undiluted
Final Dil Factor: 1.00

Data Results:
Analytes: Pass
ISTD: Pass

QC Elements

Element	IS Ref	Tune	Corr Conc	Raw Conc	Units	RSD(%)	High Limit	Flag
75 As	74	1	-0.04	-0.04	ug/l	210.53	1800.00	
208 Pb	209	1	-0.01	-0.01	ug/l	3.53	1800.00	

ISTD Elements

Element	Tune	CPS Mean	RSD(%)	Ref Value	Rec(%)	QC Range(%)	Flag
74 Ge	1	626703	1.97	616675	101.6	60 - 125	
209 Bi	1	2707238	2.08	2724981	99.3	60 - 125	

Tune File# 1 c:\icpchem\1\7500\nogas.u
Tune File# 2 C:\ICPCHEM\1\7500\
Tune File# 3 C:\ICPCHEM\1\7500\

ISTD Ref File : C:\ICPCHEM\1\DATA\16D20p00.B\003CALB.D\003CALB.D#

0 :Element Failures
0 :ISTD Failures
0 :Max. Number of Failures Allowed
0 :Max. Number of ISTD Failures Allowed

Sample QC Report

Data File: C:\ICPCHEM\1\DATA\16D20p00.B\180SMPL.D\180SMPL.D#
Date Acquired: Apr 20 2016 11:59 pm
Acq. Method: DW_AsPb.M
Operator:
Sample Name: 460-111911-A-8
Misc Info:
Vial Number: 2407
Current Method: C:\ICPCHEM\1\METHODS\DW_AsPb.M
Calibration File: C:\ICPCHEM\1\CALIB\DW_AsPb.C
Last Cal. Update: Apr 20 2016 03:42 pm
Sample Type: Sample
Dilution Factor: 1.00
Autodil Factor: Undiluted
Final Dil Factor: 1.00

Data Results:
Analytes: Pass
ISTD: Pass

QC Elements

Element	IS Ref	Tune	Corr Conc	Raw Conc	Units	RSD(%)	High Limit	Flag
75 As	74	1	0.12	0.12	ug/l	56.03	1800.00	
208 Pb	209	1	1.99	1.99	ug/l	0.91	1800.00	

ISTD Elements

Element	Tune	CPS Mean	RSD(%)	Ref Value	Rec(%)	QC Range(%)	Flag
74 Ge	1	621516	2.81	616675	100.8	60 - 125	
209 Bi	1	2638499	0.82	2724981	96.8	60 - 125	

Tune File# 1 c:\icpchem\1\7500\nogas.u
Tune File# 2 C:\ICPCHEM\1\7500\
Tune File# 3 C:\ICPCHEM\1\7500\

ISTD Ref File : C:\ICPCHEM\1\DATA\16D20p00.B\003CALB.D\003CALB.D#

0 :Element Failures
0 :ISTD Failures
0 :Max. Number of Failures Allowed
0 :Max. Number of ISTD Failures Allowed

Sample QC Report

Data File: C:\ICPCHEM\1\DATA\16D20p00.B\181SMPL.D\181SMPL.D#
Date Acquired: Apr 21 2016 12:02 am
Acq. Method: DW_AsPb.M
Operator:
Sample Name: 460-111911-A-9
Misc Info:
Vial Number: 2408
Current Method: C:\ICPCHEM\1\METHODS\DW_AsPb.M
Calibration File: C:\ICPCHEM\1\CALIB\DW_AsPb.C
Last Cal. Update: Apr 20 2016 03:42 pm
Sample Type: Sample
Dilution Factor: 1.00
Autodil Factor: Undiluted
Final Dil Factor: 1.00

Data Results:
Analytes: Pass
ISTD: Pass

QC Elements

Element	IS Ref	Tune	Corr Conc	Raw Conc	Units	RSD(%)	High Limit	Flag
75 As	74	1	0.19	0.19	ug/l	6.56	1800.00	
208 Pb	209	1	1.68	1.68	ug/l	3.21	1800.00	

ISTD Elements

Element	Tune	CPS Mean	RSD(%)	Ref Value	Rec(%)	QC Range(%)	Flag
74 Ge	1	616768	2.50	616675	100.0	60 - 125	
209 Bi	1	2604420	0.50	2724981	95.6	60 - 125	

Tune File# 1 c:\icpchem\1\7500\nogas.u
Tune File# 2 C:\ICPCHEM\1\7500\
Tune File# 3 C:\ICPCHEM\1\7500\

ISTD Ref File : C:\ICPCHEM\1\DATA\16D20p00.B\003CALB.D\003CALB.D#

0 :Element Failures
0 :ISTD Failures
0 :Max. Number of Failures Allowed
0 :Max. Number of ISTD Failures Allowed

Continuing Calibration Verification (CCV) QC Report

Data File: C:\ICPCHEM\1\DATA\16D20p00.B\182_CCV.D\182_CCV.D#
Date Acquired: Apr 21 2016 12:05 am
Acq. Method: DW_AsPb.M
Operator:
Sample Name: CCV 4335932
Misc Info:
Vial Number: 1104
Current Method: C:\ICPCHEM\1\METHODS\DW_AsPb.M
Calibration File: C:\ICPCHEM\1\CALIB\DW_AsPb.C
Last Cal. Update: Apr 20 2016 03:42 pm
Sample Type: CCV
Prep Dil. Factor: 1.00
Autodil Factor: Undiluted
Final Dil Factor: 1.00

Data Results:
Analytes: Pass
ISTD: Pass

Analyte Elements

Element	IS Ref	Tune	Conc. ug/L	RSD(%)	Expected	Rec(%)	QC Range(%)	Flag
75 As	74	1	48.30	0.94	50	96.6	90 - 110	
208 Pb	209	1	48.29	2.16	50	96.6	90 - 110	

ISTD Elements

Element	Tune	CPS Mean	RSD(%)	Ref Value	Rec(%)	QC Range(%)	Flag
74 Ge	1	606395	2.73	616675	98.3	60 - 125	
209 Bi	1	2707752	0.86	2724981	99.4	60 - 125	

Tune File# 1 c:\icpchem\1\7500\nogas.u
Tune File# 2 C:\ICPCHEM\1\7500\
Tune File# 3 C:\ICPCHEM\1\7500\

ISTD Ref File : C:\ICPCHEM\1\DATA\16D20p00.B\003CALB.D\003CALB.D#

0 :Element Failures
0 :ISTD Failures
0 :Max. Number of Failures Allowed
0 :Max. Number of ISTD Failures Allowed

CCB QC Report

Data File: C:\ICPCHEM\1\DATA\16D20p00.B\183_CCB.D\183_CCB.D#
Date Acquired: Apr 21 2016 12:08 am
Operator:
Sample Name: CCB
Misc Info:
Vial Number: 1101
Current Method: C:\ICPCHEM\1\METHODS\DW_AsPb.M
Calibration File: C:\ICPCHEM\1\CALIB\DW_AsPb.C
Last Cal Update: Apr 20 2016 03:42 pm
Sample Type: CCB
Total Dil Factor: 1.00

QC Elements

Element	Conc.	RSD(%)	High Limit	Flag
75 As	-0.05 ug/l	57.75	1.00	
208 Pb	0.01 ug/l	12.39	2.50	

ISTD Elements

Element	CPS Mean	RSD(%)	Ref Value	Rec(%)	QC Range(%)	Flag
74 Ge	623896.75	3.10	616675.00	101.2	60 - 125	
209 Bi	2759031.00	0.99	2724980.50	101.2	60 - 125	

ISTD Ref File : C:\ICPCHEM\1\DATA\16D20p00.B\003CALB.D\003CALB.D#

0 :Element Failures 0 :Max. Number of Failures Allowed
0 :ISTD Failures 0 :Max. Number of ISTD Failures Allowed

Data Results:

Analytes: Pass
ISTD: Pass

Sample QC Report

Data File: C:\ICPCHEM\1\DATA\16D20p00.B\184SMPL.D\184SMPL.D#
Date Acquired: Apr 21 2016 12:10 am
Acq. Method: DW_AsPb.M
Operator:
Sample Name: 460-111911-A-10
Misc Info:
Vial Number: 2409
Current Method: C:\ICPCHEM\1\METHODS\DW_AsPb.M
Calibration File: C:\ICPCHEM\1\CALIB\DW_AsPb.C
Last Cal. Update: Apr 20 2016 03:42 pm
Sample Type: Sample
Dilution Factor: 1.00
Autodil Factor: Undiluted
Final Dil Factor: 1.00

Data Results:
Analytes: Pass
ISTD: Pass

QC Elements

Element	IS Ref	Tune	Corr Conc	Raw Conc	Units	RSD(%)	High Limit	Flag
75 As	74	1	0.21	0.21	ug/l	17.47	1800.00	
208 Pb	209	1	0.61	0.61	ug/l	1.14	1800.00	

ISTD Elements

Element	Tune	CPS Mean	RSD(%)	Ref Value	Rec(%)	QC Range(%)	Flag
74 Ge	1	619039	2.14	616675	100.4	60 - 125	
209 Bi	1	2619326	1.01	2724981	96.1	60 - 125	

Tune File# 1 c:\icpchem\1\7500\nogas.u
Tune File# 2 C:\ICPCHEM\1\7500\
Tune File# 3 C:\ICPCHEM\1\7500\

ISTD Ref File : C:\ICPCHEM\1\DATA\16D20p00.B\003CALB.D\003CALB.D#

0 :Element Failures
0 :ISTD Failures
0 :Max. Number of Failures Allowed
0 :Max. Number of ISTD Failures Allowed

Sample QC Report

Data File: C:\ICPCHEM\1\DATA\16D20p00.B\185SMPL.D\185SMPL.D#
Date Acquired: Apr 21 2016 12:13 am
Acq. Method: DW_AsPb.M
Operator:
Sample Name: 460-111911-A-11
Misc Info:
Vial Number: 2410
Current Method: C:\ICPCHEM\1\METHODS\DW_AsPb.M
Calibration File: C:\ICPCHEM\1\CALIB\DW_AsPb.C
Last Cal. Update: Apr 20 2016 03:42 pm
Sample Type: Sample
Dilution Factor: 1.00
Autodil Factor: Undiluted
Final Dil Factor: 1.00

Data Results:
Analytes: Pass
ISTD: Pass

QC Elements

Element	IS Ref	Tune	Corr Conc	Raw Conc	Units	RSD(%)	High Limit	Flag
75 As	74	1	0.15	0.15	ug/l	13.61	1800.00	
208 Pb	209	1	1.85	1.85	ug/l	1.56	1800.00	

ISTD Elements

Element	Tune	CPS Mean	RSD(%)	Ref Value	Rec(%)	QC Range(%)	Flag
74 Ge	1	622854	3.05	616675	101.0	60 - 125	
209 Bi	1	2627955	1.63	2724981	96.4	60 - 125	

Tune File# 1 c:\icpchem\1\7500\nogas.u
Tune File# 2 C:\ICPCHEM\1\7500\
Tune File# 3 C:\ICPCHEM\1\7500\

ISTD Ref File : C:\ICPCHEM\1\DATA\16D20p00.B\003CALB.D\003CALB.D#

0 :Element Failures
0 :ISTD Failures
0 :Max. Number of Failures Allowed
0 :Max. Number of ISTD Failures Allowed

Sample QC Report

Data File: C:\ICPCHEM\1\DATA\16D20p00.B\186SMPL.D\186SMPL.D#
Date Acquired: Apr 21 2016 12:16 am
Acq. Method: DW_AsPb.M
Operator:
Sample Name: 460-111911-A-12
Misc Info:
Vial Number: 2411
Current Method: C:\ICPCHEM\1\METHODS\DW_AsPb.M
Calibration File: C:\ICPCHEM\1\CALIB\DW_AsPb.C
Last Cal. Update: Apr 20 2016 03:42 pm
Sample Type: Sample
Dilution Factor: 1.00
Autodil Factor: Undiluted
Final Dil Factor: 1.00

Data Results:
Analytes: Pass
ISTD: Pass

QC Elements

Element	IS Ref	Tune	Corr Conc	Raw Conc	Units	RSD(%)	High Limit	Flag
75 As	74	1	0.63	0.63	ug/l	5.53	1800.00	
208 Pb	209	1	25.77	25.77	ug/l	2.25	1800.00	

ISTD Elements

Element	Tune	CPS Mean	RSD(%)	Ref Value	Rec(%)	QC Range(%)	Flag
74 Ge	1	612513	2.49	616675	99.3	60 - 125	
209 Bi	1	2612988	0.65	2724981	95.9	60 - 125	

Tune File# 1 c:\icpchem\1\7500\nogas.u
Tune File# 2 C:\ICPCHEM\1\7500\
Tune File# 3 C:\ICPCHEM\1\7500\

ISTD Ref File : C:\ICPCHEM\1\DATA\16D20p00.B\003CALB.D\003CALB.D#

0 :Element Failures
0 :ISTD Failures
0 :Max. Number of Failures Allowed
0 :Max. Number of ISTD Failures Allowed

Sample QC Report

Data File: C:\ICPCHEM\1\DATA\16D20p00.B\187SMPL.D\187SMPL.D#
Date Acquired: Apr 21 2016 12:19 am
Acq. Method: DW_AsPb.M
Operator:
Sample Name: 460-111911-A-13
Misc Info:
Vial Number: 2412
Current Method: C:\ICPCHEM\1\METHODS\DW_AsPb.M
Calibration File: C:\ICPCHEM\1\CALIB\DW_AsPb.C
Last Cal. Update: Apr 20 2016 03:42 pm
Sample Type: Sample
Dilution Factor: 1.00
Autodil Factor: Undiluted
Final Dil Factor: 1.00

Data Results:
Analytes: Pass
ISTD: Pass

QC Elements

Element	IS Ref	Tune	Corr Conc	Raw Conc	Units	RSD(%)	High Limit	Flag
75 As	74	1	0.12	0.12	ug/l	52.67	1800.00	
208 Pb	209	1	3.89	3.89	ug/l	0.81	1800.00	

ISTD Elements

Element	Tune	CPS Mean	RSD(%)	Ref Value	Rec(%)	QC Range(%)	Flag
74 Ge	1	619213	2.48	616675	100.4	60 - 125	
209 Bi	1	2613531	0.85	2724981	95.9	60 - 125	

Tune File# 1 c:\icpchem\1\7500\nogas.u
Tune File# 2 C:\ICPCHEM\1\7500\
Tune File# 3 C:\ICPCHEM\1\7500\

ISTD Ref File : C:\ICPCHEM\1\DATA\16D20p00.B\003CALB.D\003CALB.D#

0 :Element Failures
0 :ISTD Failures
0 :Max. Number of Failures Allowed
0 :Max. Number of ISTD Failures Allowed

Sample QC Report

Data File: C:\ICPCHEM\1\DATA\16D20p00.B\188SMPL.D\188SMPL.D#
Date Acquired: Apr 21 2016 12:22 am
Acq. Method: DW_AsPb.M
Operator:
Sample Name: 460-111911-A-14
Misc Info:
Vial Number: 4508
Current Method: C:\ICPCHEM\1\METHODS\DW_AsPb.M
Calibration File: C:\ICPCHEM\1\CALIB\DW_AsPb.C
Last Cal. Update: Apr 20 2016 03:42 pm
Sample Type: Sample
Dilution Factor: 1.00
Autodil Factor: Undiluted
Final Dil Factor: 1.00

Data Results:
Analytes: Pass
ISTD: Pass

QC Elements

Element	IS Ref	Tune	Corr Conc	Raw Conc	Units	RSD(%)	High Limit	Flag
75 As	74	1	0.26	0.26	ug/l	8.84	1800.00	
208 Pb	209	1	34.42	34.42	ug/l	2.64	1800.00	

ISTD Elements

Element	Tune	CPS Mean	RSD(%)	Ref Value	Rec(%)	QC Range(%)	Flag
74 Ge	1	604751	2.28	616675	98.1	60 - 125	
209 Bi	1	2595809	0.83	2724981	95.3	60 - 125	

Tune File# 1 c:\icpchem\1\7500\nogas.u
Tune File# 2 C:\ICPCHEM\1\7500\
Tune File# 3 C:\ICPCHEM\1\7500\

ISTD Ref File : C:\ICPCHEM\1\DATA\16D20p00.B\003CALB.D\003CALB.D#

0 :Element Failures
0 :ISTD Failures
0 :Max. Number of Failures Allowed
0 :Max. Number of ISTD Failures Allowed

Sample QC Report

Data File: C:\ICPCHEM\1\DATA\16D20p00.B\189SMPL.D\189SMPL.D#
Date Acquired: Apr 21 2016 12:25 am
Acq. Method: DW_AsPb.M
Operator:
Sample Name: 460-111911-A-15
Misc Info:
Vial Number: 4509
Current Method: C:\ICPCHEM\1\METHODS\DW_AsPb.M
Calibration File: C:\ICPCHEM\1\CALIB\DW_AsPb.C
Last Cal. Update: Apr 20 2016 03:42 pm
Sample Type: Sample
Dilution Factor: 1.00
Autodil Factor: Undiluted
Final Dil Factor: 1.00

Data Results:
Analytes: Pass
ISTD: Pass

QC Elements

Element	IS Ref	Tune	Corr Conc	Raw Conc	Units	RSD(%)	High Limit	Flag
75 As	74	1	-0.08	-0.08	ug/l	28.72	1800.00	
208 Pb	209	1	-0.01	-0.01	ug/l	61.42	1800.00	

ISTD Elements

Element	Tune	CPS Mean	RSD(%)	Ref Value	Rec(%)	QC Range(%)	Flag
74 Ge	1	615519	16.57	616675	99.8	60 - 125	
209 Bi	1	2646846	18.30	2724981	97.1	60 - 125	

Tune File# 1 c:\icpchem\1\7500\nogas.u
Tune File# 2 C:\ICPCHEM\1\7500\
Tune File# 3 C:\ICPCHEM\1\7500\

ISTD Ref File : C:\ICPCHEM\1\DATA\16D20p00.B\003CALB.D\003CALB.D#

0 :Element Failures
0 :ISTD Failures
0 :Max. Number of Failures Allowed
0 :Max. Number of ISTD Failures Allowed

Continuing Calibration Verification (CCV) QC Report

Data File: C:\ICPCHEM\1\DATA\16D20p00.B\190_CCV.D\190_CCV.D#
Date Acquired: Apr 21 2016 12:28 am
Acq. Method: DW_AsPb.M
Operator:
Sample Name: CCV 4335932
Misc Info:
Vial Number: 1104
Current Method: C:\ICPCHEM\1\METHODS\DW_AsPb.M
Calibration File: C:\ICPCHEM\1\CALIB\DW_AsPb.C
Last Cal. Update: Apr 20 2016 03:42 pm
Sample Type: CCV
Prep Dil. Factor: 1.00
Autodil Factor: Undiluted
Final Dil Factor: 1.00

Data Results:
Analytes: Pass
ISTD: Pass

Analyte Elements

Element	IS Ref	Tune	Conc. ug/L	RSD(%)	Expected	Rec(%)	QC Range(%)	Flag
75 As	74	1	48.32	0.71	50	96.6	90 - 110	
208 Pb	209	1	48.42	2.45	50	96.8	90 - 110	

ISTD Elements

Element	Tune	CPS Mean	RSD(%)	Ref Value	Rec(%)	QC Range(%)	Flag
74 Ge	1	603937	2.25	616675	97.9	60 - 125	
209 Bi	1	2697036	0.51	2724981	99.0	60 - 125	

Tune File# 1 c:\icpchem\1\7500\nogas.u
Tune File# 2 C:\ICPCHEM\1\7500\
Tune File# 3 C:\ICPCHEM\1\7500\

ISTD Ref File : C:\ICPCHEM\1\DATA\16D20p00.B\003CALB.D\003CALB.D#

0 :Element Failures
0 :ISTD Failures
0 :Max. Number of Failures Allowed
0 :Max. Number of ISTD Failures Allowed

CCB QC Report

Data File: C:\ICPCHEM\1\DATA\16D20p00.B\191_CCB.D\191_CCB.D#
Date Acquired: Apr 21 2016 12:31 am
Operator:
Sample Name: CCB
Misc Info:
Vial Number: 1101
Current Method: C:\ICPCHEM\1\METHODS\DW_AsPb.M
Calibration File: C:\ICPCHEM\1\CALIB\DW_AsPb.C
Last Cal Update: Apr 20 2016 03:42 pm
Sample Type: CCB
Total Dil Factor: 1.00

QC Elements

Element	Conc.	RSD(%)	High Limit	Flag
75 As	-0.08 ug/l	70.14	1.00	
208 Pb	0.00 ug/l	66.56	2.50	

ISTD Elements

Element	CPS Mean	RSD(%)	Ref Value	Rec(%)	QC Range(%)	Flag
74 Ge	627217.25	2.51	616675.00	101.7	60 - 125	
209 Bi	2757733.00	0.63	2724980.50	101.2	60 - 125	

ISTD Ref File : C:\ICPCHEM\1\DATA\16D20p00.B\003CALB.D\003CALB.D#

0 :Element Failures 0 :Max. Number of Failures Allowed
0 :ISTD Failures 0 :Max. Number of ISTD Failures Allowed

Data Results:
Analytes: Pass
ISTD: Pass

200.8 QC Tune Report Analytical Methods:

Data File: C:\ICPCHEM\1\DATA\16D24n01.B\001TUNE.D
Date Acquired: Apr 24 2016 01:23 pm
Acq. Method: 2008TUN1.M
Operator:
Sample Name: ITUNE
Misc Info:
Vial Number: 5
Current Method: C:\ICPCHEM\1\METHODS\2008TUN1.M

RSD (%)

Element	Actual	Required	Flag
9 Be	1.82	5.00	
24 Mg	0.63	5.00	
59 Co	1.15	5.00	
115 In	1.22	5.00	
208 Pb	1.15	5.00	

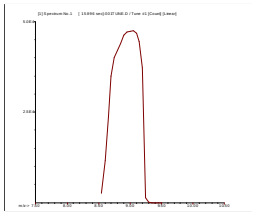

9 Be
Mass Calib.
Actual: 9.00
Required: 8.90 - 9.10
Flag:
Peak Width
Actual: 0.60
Required: 0.90
Flag:

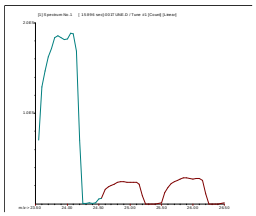

24 Mg
Mass Calib.
Actual: 24.00
Required: 23.90 - 24.10
Flag:
Peak Width
Actual: 0.65
Required: 0.90
Flag:

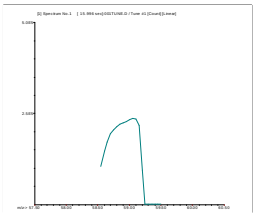

59 Co
Mass Calib.
Actual: 59.00
Required: 58.90 - 59.10
Flag:
Peak Width
Actual: 0.65
Required: 0.90
Flag:

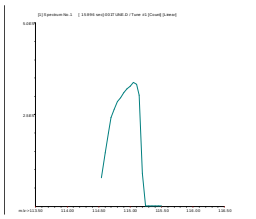

115 In
Mass Calib.
Actual: 115.00
Required: 114.90 - 115.10
Flag:
Peak Width
Actual: 0.65
Required: 0.90
Flag:

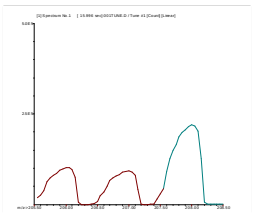

208 Pb
Mass Calib.
Actual: 208.00
Required: 207.90 - 208.10
Flag:
Peak Width
Actual: 0.60
Required: 0.90
Flag:

Tune Result: Pass

Last Calib: Apr 24, 2016 06:58 pm
Calibration Type: External Calibration Method
Calibration Title:
Weighting Method: 1/CPS
Mass Interpolation Fit for VIS: Point to Point
Method: C:\ICPCHEM\1\METHODS\DW_AsPb.M
Multi Tune: #1 nogas.u

=== Standard Files ===
<Data Correction>
Bkg File: ---
Rejected Masses: ---
Interference Correction: ON

	Data File	Sample Name	Date Acquired
1	c:\icpchem\1\data\16d24o00.b\004calb.d\004calb.d#	CAL BLK	Apr 24 2016 02:19 pm
2	c:\icpchem\1\data\16d24o00.b\005cals.d\005cals.d#	CAL1 4335929	Apr 24 2016 02:22 pm
3	c:\icpchem\1\data\16d24o00.b\006cals.d\006cals.d#	CAL2 4335930	Apr 24 2016 02:25 pm
4	c:\icpchem\1\data\16d24o00.b\007cals.d\007cals.d#	CAL3 4335932	Apr 24 2016 02:28 pm
5	c:\icpchem\1\data\16d24o00.b\008cals.d\008cals.d#	CAL4 4335937	Apr 24 2016 02:31 pm
6	---		
7	---		
8	---		
9	---		
10	---		
11	---		
12	---		
13	---		
14	---		
15	---		
16	---		
17	---		
18	---		
19	---		
20	---		

=== Graph Detail ===

Step Mass Element ISTD Unit
(1) 74 Ge ---

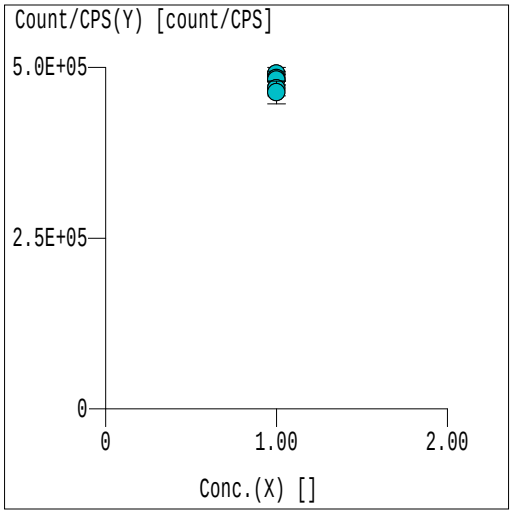

	Rjct	Conc	Calc Conc	CPS/Count	Ratio		RSD [%]
1		1.000	---	4.906E+05	---	P	1.944
2		1.000	---	4.843E+05	---	P	2.045
3		1.000	---	4.818E+05	---	P	1.558
4		1.000	---	4.691E+05	---	P	2.263
5		1.000	---	4.632E+05	---	P	3.576
6		1.000	---	---	---		---
7		1.000	---	---	---		---
8		1.000	---	---	---		---
9		1.000	---	---	---		---
10		1.000	---	---	---		---
11		1.000	---	---	---		---
12		1.000	---	---	---		---
13		1.000	---	---	---		---
14		1.000	---	---	---		---
15		1.000	---	---	---		---
16		1.000	---	---	---		---
17		1.000	---	---	---		---
18		1.000	---	---	---		---
19		1.000	---	---	---		---
20		1.000	---	---	---		---

Curve Fit: Excluded
r = 0.0000

DL = ---
BEC = ---

VIS Element: OFF
Min Conc: ---

Step Mass Element ISTD Unit
(1) 75 As 74 ug/l

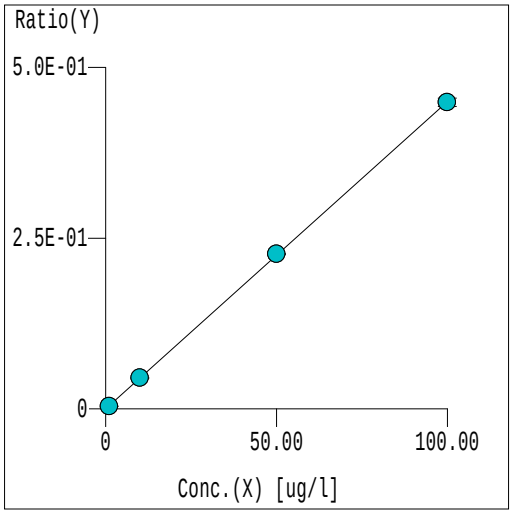

	Rjct	Conc	Calc Conc	CPS/Count	Ratio		RSD [%]
1		0.000	-8.001E-02	-1.573E+02	-3.205E-04	P	-6.745E+01
2		1.000	8.035E-01	1772	3.653E-03	P	12.82
3		10.00	10.08	2.187E+04	4.539E-02	P	1.358
4		50.00	50.40	1.063E+05	2.267E-01	P	3.830E-01
5		100.0	99.79	2.078E+05	4.488E-01	P	1.331
6		---	---	---	---		---
7		---	---	---	---		---
8		---	---	---	---		---
9		---	---	---	---		---
10		---	---	---	---		---
11		---	---	---	---		---
12		---	---	---	---		---
13		---	---	---	---		---
14		---	---	---	---		---
15		---	---	---	---		---
16		---	---	---	---		---
17		---	---	---	---		---
18		---	---	---	---		---
19		---	---	---	---		---
20		---	---	---	---		---

Curve Fit: Y=aX+b
r = 1.0000
Y = 4.497E-003*X +3.928E-005
X = 2.224E+002*Y -8.735E-003
DL = 1.442E-01 ug/l
BEC = 8.735E-03 ug/l

Weight: ON >> Succeeded
Min Conc: ---

=== Graph Detail ===

Step Mass Element ISTD Unit
(1) 77 (As) 74

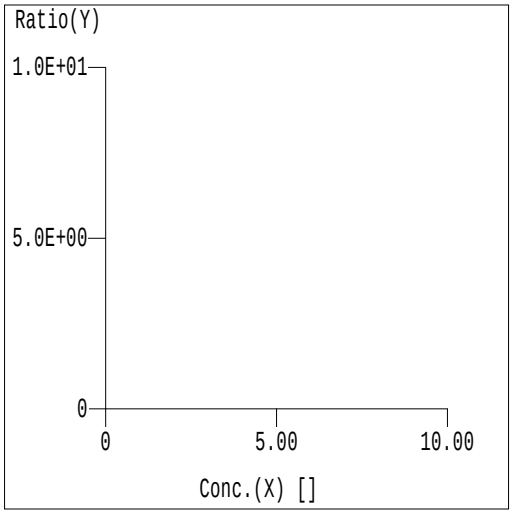

	Rjct	Conc	Calc Conc	CPS/Count	Ratio		RSD [%]
1		---	---	88.89	1.815E-04	P	11.30
2		---	---	394.5	8.151E-04	P	5.289
3		---	---	1290	2.677E-03	P	3.553
4		---	---	5584	1.190E-02	P	2.117
5		---	---	1.114E+04	2.405E-02	P	2.109
6		---	---	---	---		---
7		---	---	---	---		---
8		---	---	---	---		---
9		---	---	---	---		---
10		---	---	---	---		---
11		---	---	---	---		---
12		---	---	---	---		---
13		---	---	---	---		---
14		---	---	---	---		---
15		---	---	---	---		---
16		---	---	---	---		---
17		---	---	---	---		---
18		---	---	---	---		---
19		---	---	---	---		---
20		---	---	---	---		---

Curve Fit: Excluded
r = 0.0000

DL = ---
BEC = ---

Weight: ON >> Failed
Min Conc: ---

Step Mass Element ISTD Unit
(1) 82 (Se) 74

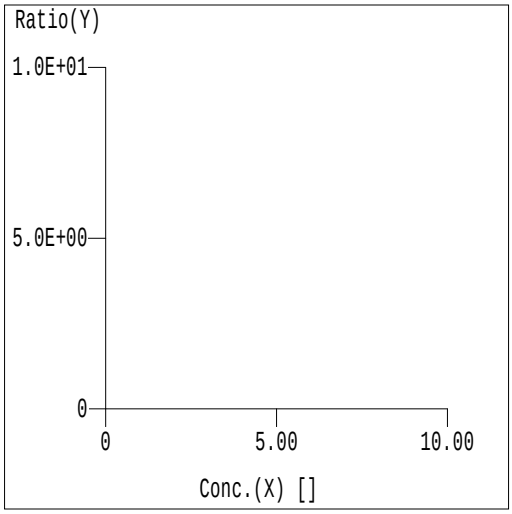

	Rjct	Conc	Calc Conc	CPS/Count	Ratio		RSD [%]
1		---	---	106.7	2.176E-04	P	16.49
2		---	---	430.0	8.872E-04	P	10.29
3		---	---	1539	3.193E-03	P	5.360
4		---	---	7293	1.555E-02	P	2.578
5		---	---	1.415E+04	3.057E-02	P	2.135
6		---	---	---	---		---
7		---	---	---	---		---
8		---	---	---	---		---
9		---	---	---	---		---
10		---	---	---	---		---
11		---	---	---	---		---
12		---	---	---	---		---
13		---	---	---	---		---
14		---	---	---	---		---
15		---	---	---	---		---
16		---	---	---	---		---
17		---	---	---	---		---
18		---	---	---	---		---
19		---	---	---	---		---
20		---	---	---	---		---

Curve Fit: Excluded
r = 0.0000

DL = ---
BEC = ---

Weight: ON >> Failed
Min Conc: ---

=== Graph Detail ===

Step Mass Element ISTD Unit
(1) 83 (As) 74

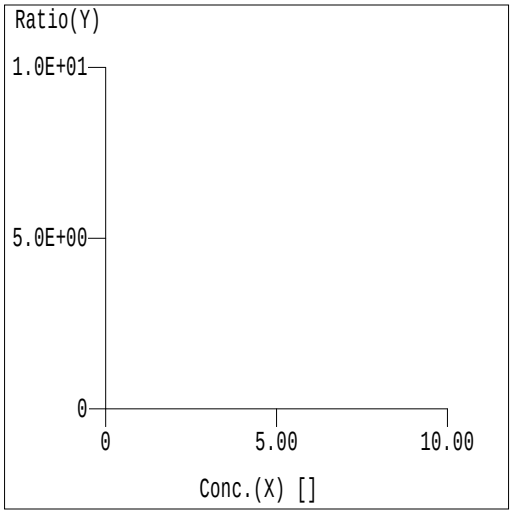

	Rjct	Conc	Calc Conc	CPS/Count	Ratio		RSD [%]
1		---	---	170.0	3.465E-04	P	30.91
2		---	---	162.2	3.354E-04	P	9.522
3		---	---	137.8	2.864E-04	P	16.99
4		---	---	135.6	2.894E-04	P	8.321
5		---	---	133.3	2.875E-04	P	19.58
6		---	---	---	---		---
7		---	---	---	---		---
8		---	---	---	---		---
9		---	---	---	---		---
10		---	---	---	---		---
11		---	---	---	---		---
12		---	---	---	---		---
13		---	---	---	---		---
14		---	---	---	---		---
15		---	---	---	---		---
16		---	---	---	---		---
17		---	---	---	---		---
18		---	---	---	---		---
19		---	---	---	---		---
20		---	---	---	---		---

Curve Fit: Excluded
r = 0.0000

DL = ---
BEC = ---

Weight: ON >> Failed
Min Conc: ---

Step Mass Element ISTD Unit
(1) 206 (Pb) 209 ug/l

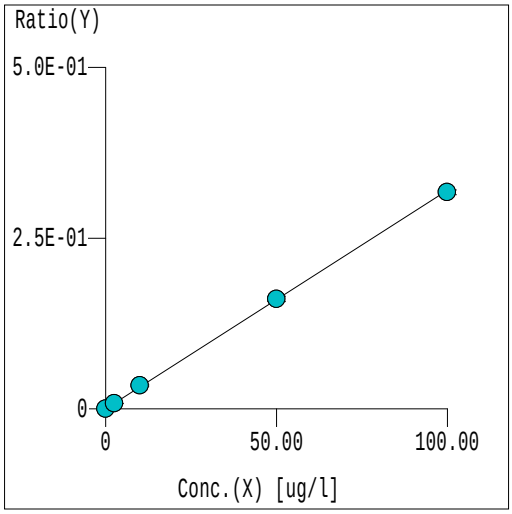

	Rjct	Conc	Calc Conc	CPS/Count	Ratio		RSD [%]
1		0.000	-7.880E-04	117.8	5.489E-05	P	16.93
2		2.500	2.457	1.676E+04	7.916E-03	P	3.656
3		10.00	10.72	7.249E+04	3.433E-02	P	3.085
4		50.00	50.28	3.339E+05	1.609E-01	P	2.441
5		100.0	99.10	6.503E+05	3.170E-01	P	1.175
6		---	---	---	---		---
7		---	---	---	---		---
8		---	---	---	---		---
9		---	---	---	---		---
10		---	---	---	---		---
11		---	---	---	---		---
12		---	---	---	---		---
13		---	---	---	---		---
14		---	---	---	---		---
15		---	---	---	---		---
16		---	---	---	---		---
17		---	---	---	---		---
18		---	---	---	---		---
19		---	---	---	---		---
20		---	---	---	---		---

Curve Fit: Y=aX+b
r = 0.9999
Y = 3.198E-003*X +5.741E-005
X = 3.127E+002*Y -1.795E-002
DL = 8.715E-03 ug/l
BEC = 1.795E-02 ug/l

Weight: ON >> Succeeded
Min Conc: ---

=== Graph Detail ===

Step	Mass	Element	ISTD	Unit
(1)	207	(Pb)	209	ug/l

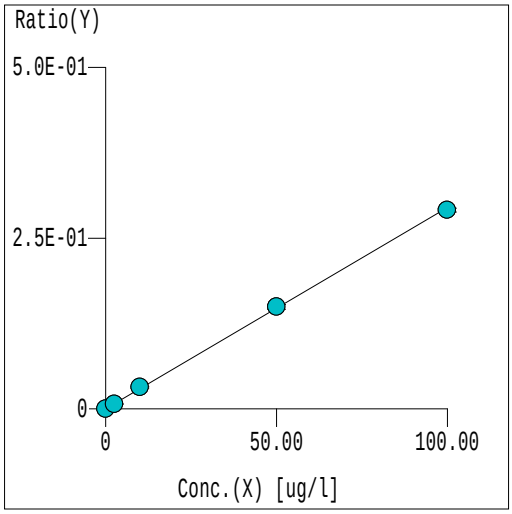

	Rjct	Conc	Calc Conc	CPS/Count	Ratio		RSD [%]
1		0.000	-8.004E-04	112.2	5.230E-05	P	19.44
2		2.500	2.443	1.536E+04	7.256E-03	P	1.674
3		10.00	10.73	6.692E+04	3.170E-02	P	4.038
4		50.00	50.67	3.101E+05	1.494E-01	P	2.371
5		100.0	98.74	5.972E+05	2.912E-01	P	1.000
6		---	---	---	---		---
7		---	---	---	---		---
8		---	---	---	---		---
9		---	---	---	---		---
10		---	---	---	---		---
11		---	---	---	---		---
12		---	---	---	---		---
13		---	---	---	---		---
14		---	---	---	---		---
15		---	---	---	---		---
16		---	---	---	---		---
17		---	---	---	---		---
18		---	---	---	---		---
19		---	---	---	---		---
20		---	---	---	---		---

Curve Fit: Y=aX+b
r = 0.9999
Y = 2.948E-003*X +5.466E-005
X = 3.392E+002*Y -1.854E-002
DL = 1.034E-02 ug/l
BEC = 1.854E-02 ug/l

Weight: ON >> Succeeded
Min Conc: ---

Step	Mass	Element	ISTD	Unit
(1)	208	Pb	209	ug/l

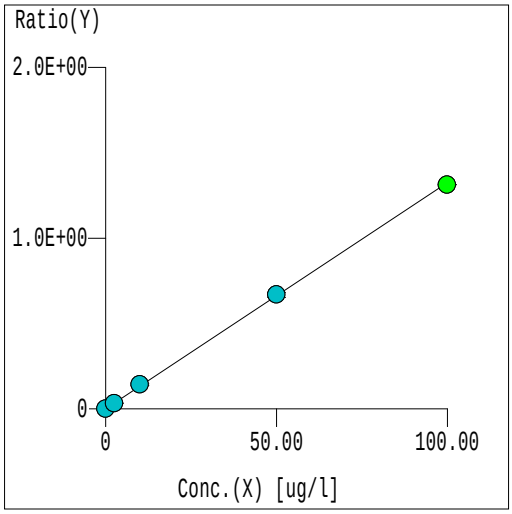

	Rjct	Conc	Calc Conc	CPS/Count	Ratio		RSD [%]
1		0.000	-6.885E-04	546.7	2.547E-04	P	7.055
2		2.500	2.431	6.878E+04	3.249E-02	P	2.471
3		10.00	10.70	3.000E+05	1.421E-01	P	3.273
4		50.00	50.41	1.387E+06	6.684E-01	P	2.236
5		100.0	99.02	2.692E+06	1.312E+00	A	7.063E-02
6		---	---	---	---		---
7		---	---	---	---		---
8		---	---	---	---		---
9		---	---	---	---		---
10		---	---	---	---		---
11		---	---	---	---		---
12		---	---	---	---		---
13		---	---	---	---		---
14		---	---	---	---		---
15		---	---	---	---		---
16		---	---	---	---		---
17		---	---	---	---		---
18		---	---	---	---		---
19		---	---	---	---		---
20		---	---	---	---		---

Curve Fit: Y=aX+b
r = 0.9999
Y = 1.325E-002*X +2.638E-004
X = 7.546E+001*Y -1.991E-002
DL = 4.068E-03 ug/l
BEC = 1.991E-02 ug/l

Weight: ON >> Succeeded
Min Conc: ---

=== Graph Detail ===

Step	Mass	Element	ISTD	Unit
(1)	209	Bi	---	

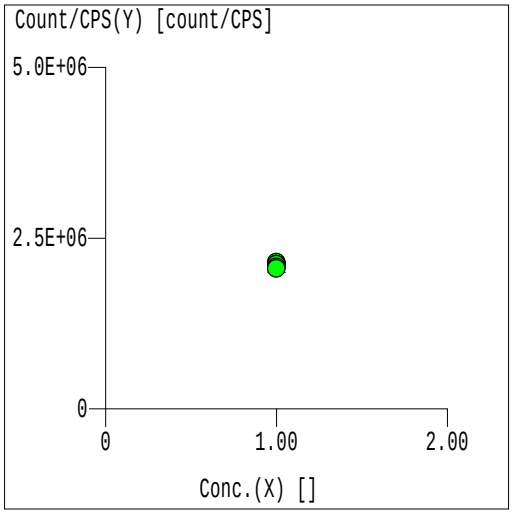

	Rjct	Conc	Calc Conc	CPS/Count	Ratio		RSD [%]
1		1.000	---	2.147E+06	---	A	4.875E-01
2		1.000	---	2.117E+06	---	A	1.110
3		1.000	---	2.112E+06	---	A	6.820E-01
4		1.000	---	2.075E+06	---	A	1.239
5		1.000	---	2.051E+06	---	A	2.308
6		1.000	---	---	---		---
7		1.000	---	---	---		---
8		1.000	---	---	---		---
9		1.000	---	---	---		---
10		1.000	---	---	---		---
11		1.000	---	---	---		---
12		1.000	---	---	---		---
13		1.000	---	---	---		---
14		1.000	---	---	---		---
15		1.000	---	---	---		---
16		1.000	---	---	---		---
17		1.000	---	---	---		---
18		1.000	---	---	---		---
19		1.000	---	---	---		---
20		1.000	---	---	---		---

Curve Fit: Excluded
r = 0.0000

DL = ---
BEC = ---

VIS Element: OFF
Min Conc: ---

Sample QC Report

Data File: C:\ICPCHEM\1\DATA\16D24o00.B\001SMPL.D\001SMPL.D#
Date Acquired: Apr 24 2016 02:11 pm
Acq. Method: DW_AsPb.M
Operator:
Sample Name: scan chk
Misc Info:
Vial Number: 4506
Current Method: C:\ICPCHEM\1\METHODS\DW_AsPb.M
Calibration File: C:\ICPCHEM\1\CALIB\DW_AsPb.C
Last Cal. Update: Apr 20 2016 03:42 pm
Sample Type: Sample
Dilution Factor: 1.00
Autodil Factor: Undiluted
Final Dil Factor: 1.00

Data Results:
Analytes: Pass
ISTD: Pass

QC Elements

Element	IS Ref	Tune	Corr Conc	Raw Conc	Units	RSD(%)	High Limit	Flag
75 As	74	1	52.05	52.05	ug/l	0.82	1800.00	
208 Pb	209	1	56.11	56.11	ug/l	4.00	1800.00	

ISTD Elements

Element	Tune	CPS Mean	RSD(%)	Ref Value	Rec(%)	QC Range(%)	Flag
74 Ge	1	489927	3.94	---	#VALUE!	60 - 125	
209 Bi	1	2121519	0.75	---	#VALUE!	60 - 125	

Tune File# 1 c:\icpchem\1\7500\nogas.u
Tune File# 2 C:\ICPCHEM\1\7500\
Tune File# 3 C:\ICPCHEM\1\7500\

ISTD Ref File : ---

0 :Element Failures
0 :ISTD Failures
0 :Max. Number of Failures Allowed
0 :Max. Number of ISTD Failures Allowed

Sample QC Report

Data File: C:\ICPCHEM\1\DATA\16D24o00.B\002SMPL.D\002SMPL.D#
Date Acquired: Apr 24 2016 02:14 pm
Acq. Method: DW_AsPb.M
Operator:
Sample Name: Rn Chk
Misc Info:
Vial Number: 2
Current Method: C:\ICPCHEM\1\METHODS\DW_AsPb.M
Calibration File: C:\ICPCHEM\1\CALIB\DW_AsPb.C
Last Cal. Update: Apr 20 2016 03:42 pm
Sample Type: Sample
Dilution Factor: 1.00
Autodil Factor: Undiluted
Final Dil Factor: 1.00

Data Results:
Analytes: Pass
ISTD: Pass

QC Elements

Element	IS Ref	Tune	Corr Conc	Raw Conc	Units	RSD(%)	High Limit	Flag
75 As	74	1	-0.24	-0.24	ug/l	27.13	1800.00	
208 Pb	209	1	-0.01	-0.01	ug/l	9.83	1800.00	

ISTD Elements

Element	Tune	CPS Mean	RSD(%)	Ref Value	Rec(%)	QC Range(%)	Flag
74 Ge	1	483766	2.25	---	#VALUE!	60 - 125	
209 Bi	1	2108681	0.57	---	#VALUE!	60 - 125	

Tune File# 1 c:\icpchem\1\7500\nogas.u
Tune File# 2 C:\ICPCHEM\1\7500\
Tune File# 3 C:\ICPCHEM\1\7500\

ISTD Ref File : ---

0 :Element Failures
0 :ISTD Failures
0 :Max. Number of Failures Allowed
0 :Max. Number of ISTD Failures Allowed

Sample QC Report

Data File: C:\ICPCHEM\1\DATA\16D24o00.B\003SMPL.D\003SMPL.D#
Date Acquired: Apr 24 2016 02:16 pm
Acq. Method: DW_AsPb.M
Operator:
Sample Name: Rn Chk
Misc Info:
Vial Number: 2
Current Method: C:\ICPCHEM\1\METHODS\DW_AsPb.M
Calibration File: C:\ICPCHEM\1\CALIB\DW_AsPb.C
Last Cal. Update: Apr 20 2016 03:42 pm
Sample Type: Sample
Dilution Factor: 1.00
Autodil Factor: Undiluted
Final Dil Factor: 1.00

Data Results:
Analytes: Pass
ISTD: Pass

QC Elements

Element	IS Ref	Tune	Corr Conc	Raw Conc	Units	RSD(%)	High Limit	Flag
75 As	74	1	-0.14	-0.14	ug/l	79.16	1800.00	
208 Pb	209	1	-0.01	-0.01	ug/l	30.40	1800.00	

ISTD Elements

Element	Tune	CPS Mean	RSD(%)	Ref Value	Rec(%)	QC Range(%)	Flag
74 Ge	1	485989	2.56	---	#VALUE!	60 - 125	
209 Bi	1	2127473	0.43	---	#VALUE!	60 - 125	

Tune File# 1 c:\icpchem\1\7500\nogas.u
Tune File# 2 C:\ICPCHEM\1\7500\
Tune File# 3 C:\ICPCHEM\1\7500\

ISTD Ref File : ---

0 :Element Failures
0 :ISTD Failures
0 :Max. Number of Failures Allowed
0 :Max. Number of ISTD Failures Allowed

Calibration Blank QC Report

Data File: C:\ICPCHEM\1\DATA\16D24o00.B\004CAL
Date Acquired: Apr 24 2016 02:19 pm
Operator:
Sample Name: CAL BLK
Misc Info:
Vial Number: 1101
Current Method: C:\ICPCHEM\1\METHODS\DW_AsPb.M
Calibration File: C:\ICPCHEM\1\CALIB\DW_AsPb.C
Last Cal Update: Apr 20 2016 03:42 pm
Sample Type: CalBlk
Total Dil Factor: 1.00

QC&ISTD Elements

Element		CPS Mean		SD	RSD(%)
74	Ge	490610.59	P	9537.00	1.94
75	As	-157.33	P	105.70	67.18
77	(As)	88.89	P	8.39	9.44
82	(Se)	106.67	P	16.67	15.63
83	(As)	170.01	P	52.39	30.82
206	(Pb)	117.78	P	19.53	16.58
207	(Pb)	112.23	P	21.43	19.10
208	Pb	546.70	P	36.06	6.60
209	Bi	2146800.00	A	10470.00	0.49

Calibration Standard QC Report

Data File: C:\ICPCHEM\1\DATA\16D24o00.B\005CALS.D\005CALS.D#
Date Acquired: Apr 24 2016 02:22 pm
Operator:
Sample Name: CAL1 4335929
Misc Info:
Vial Number: 1102
Current Method: C:\ICPCHEM\1\METHODS\DW_AsPb.M
Calibration File: C:\ICPCHEM\1\CALIB\DW_AsPb.C
Last Cal Update: Apr 24 2016 02:20 pm
Sample Type: CalStd
Total Dil Factor: 1.00

QC&ISTD Elements

Element	CPS Mean		SD	RSD(%)
74 Ge	484275.81	P	9906.00	2.05
75 As	1771.51	P	254.30	14.36
77 (As)	394.47	P	13.47	3.41
82 (Se)	430.03	P	49.78	11.58
83 (As)	162.23	P	12.62	7.78
206 (Pb)	16758.97	P	636.20	3.80
207 (Pb)	15361.45	P	267.50	1.74
208 Pb	68777.22	P	1793.00	2.61
209 Bi	2117087.00	A	23490.00	1.11

ISTD Elements

Element	CPS Mean	RSD(%)	Ref Value	Rec(%)	QC Range(%)	Flag
74 Ge	484275.81	2.05	490610.56	98.7	60 - 125	
209 Bi	2117087.30	1.11	2146799.50	98.6	60 - 125	

ISTD Ref File : C:\ICPCHEM\1\DATA\16D24o00.B\004CALB.D\004CALB.D#

--- :Element Failures --- :Max. Number of Failures Allowed
0 :ISTD Failures 0 :Max. Number of ISTD Failures Allowed

Data Results:

Analytes: Pass
ISTD: Pass

Calibration Standard QC Report

Data File: C:\ICPCHEM\1\DATA\16D24o00.B\006CALS.D\006CALS.D#
Date Acquired: Apr 24 2016 02:25 pm
Operator:
Sample Name: CAL2 4335930
Misc Info:
Vial Number: 1103
Current Method: C:\ICPCHEM\1\METHODS\DW_AsPb.M
Calibration File: C:\ICPCHEM\1\CALIB\DW_AsPb.C
Last Cal Update: Apr 24 2016 02:23 pm
Sample Type: CalStd
Total Dil Factor: 1.00

QC&ISTD Elements

Element	CPS Mean		SD	RSD(%)
74 Ge	481822.00	P	7509.00	1.56
75 As	21872.16	P	625.40	2.86
77 (As)	1290.12	P	55.49	4.30
82 (Se)	1539.04	P	97.16	6.31
83 (As)	137.78	P	21.69	15.74
206 (Pb)	72488.88	P	1749.00	2.41
207 (Pb)	66918.01	P	2273.00	3.40
208 Pb	300035.00	P	7836.00	2.61
209 Bi	2111659.00	A	14400.00	0.68

ISTD Elements

Element	CPS Mean	RSD(%)	Ref Value	Rec(%)	QC Range(%)	Flag
74 Ge	481822.03	1.56	490610.56	98.2	60 - 125	
209 Bi	2111658.80	0.68	2146799.50	98.4	60 - 125	

ISTD Ref File : C:\ICPCHEM\1\DATA\16D24o00.B\004CALB.D\004CALB.D#

--- :Element Failures --- :Max. Number of Failures Allowed
0 :ISTD Failures 0 :Max. Number of ISTD Failures Allowed

Data Results:

Analytes: Pass
ISTD: Pass

Calibration Standard QC Report

Data File: C:\ICPCHEM\1\DATA\16D24o00.B\007CALS.D\007CALS.D#
Date Acquired: Apr 24 2016 02:28 pm
Operator:
Sample Name: CAL3 4335932
Misc Info:
Vial Number: 1104
Current Method: C:\ICPCHEM\1\METHODS\DW_AsPb.M
Calibration File: C:\ICPCHEM\1\CALIB\DW_AsPb.C
Last Cal Update: Apr 24 2016 02:26 pm
Sample Type: CalStd
Total Dil Factor: 1.00

QC&ISTD Elements

Element	CPS Mean		SD	RSD(%)
74 Ge	469076.19	P	10610.00	2.26
75 As	106329.40	P	2100.00	1.98
77 (As)	5583.65	P	214.30	3.84
82 (Se)	7293.46	P	295.50	4.05
83 (As)	135.56	P	8.39	6.19
206 (Pb)	333875.41	P	11430.00	3.42
207 (Pb)	310111.00	P	10330.00	3.33
208 Pb	1387023.00	P	43960.00	3.17
209 Bi	2075007.00	A	25720.00	1.24

ISTD Elements

Element	CPS Mean	RSD(%)	Ref Value	Rec(%)	QC Range(%)	Flag
74 Ge	469076.19	2.26	490610.56	95.6	60 - 125	
209 Bi	2075006.60	1.24	2146799.50	96.7	60 - 125	

ISTD Ref File : C:\ICPCHEM\1\DATA\16D24o00.B\004CALB.D\004CALB.D#

--- :Element Failures --- :Max. Number of Failures Allowed
0 :ISTD Failures 0 :Max. Number of ISTD Failures Allowed

Data Results:

Analytes: Pass
ISTD: Pass

Calibration Standard QC Report

Data File: C:\ICPCHEM\1\DATA\16D24o00.B\008CALS.D\008CALS.D#
Date Acquired: Apr 24 2016 02:31 pm
Operator:
Sample Name: CAL4 4335937
Misc Info:
Vial Number: 1105
Current Method: C:\ICPCHEM\1\METHODS\DW_AsPb.M
Calibration File: C:\ICPCHEM\1\CALIB\DW_AsPb.C
Last Cal Update: Apr 24 2016 02:28 pm
Sample Type: CalStd
Total Dil Factor: 1.00

QC&ISTD Elements

Element	CPS Mean		SD	RSD(%)
74 Ge	463209.81	P	16560.00	3.58
75 As	207839.41	P	4642.00	2.23
77 (As)	11137.42	P	347.80	3.12
82 (Se)	14153.84	P	211.90	1.50
83 (As)	133.34	P	27.29	20.47
206 (Pb)	650303.00	P	22640.00	3.48
207 (Pb)	597197.31	P	19700.00	3.30
208 Pb	2691657.00	A	61310.00	2.28
209 Bi	2050825.00	A	47320.00	2.31

ISTD Elements

Element	CPS Mean	RSD(%)	Ref Value	Rec(%)	QC Range(%)	Flag
74 Ge	463209.78	3.58	490610.56	94.4	60 - 125	
209 Bi	2050825.40	2.31	2146799.50	95.5	60 - 125	

ISTD Ref File : C:\ICPCHEM\1\DATA\16D24o00.B\004CALB.D\004CALB.D#

--- :Element Failures --- :Max. Number of Failures Allowed
0 :ISTD Failures 0 :Max. Number of ISTD Failures Allowed

Data Results:

Analytes: Pass
ISTD: Pass

Initial Calibration Verification (ICV) QC Report

Data File: C:\ICPCHEM\1\DATA\16D24o00.B\009QCS1.D\009QCS1.D#
Date Acquired: Apr 24 2016 02:33 pm
Acq. Method: DW_AsPb.M
Operator:
Sample Name: ICV 4306037
Misc Info:
Vial Number: 1201
Current Method: C:\ICPCHEM\1\METHODS\DW_AsPb.M
Calibration File: C:\ICPCHEM\1\CALIB\DW_AsPb.C
Last Cal. Update: Apr 24 2016 02:31 pm
Sample Type: QCS
Prep Dil. Factor: 1.00
Autodil Factor: Undiluted
Final Dil Factor: 1.00

Data Results:
Analytes: Pass
ISTD: Pass

Analyte Elements

Element	IS Ref	Tune	Conc. ug/L	RSD(%)	Expected	Rec(%)	QC Range(%)	Flag
75 As	74	1	40.00	0.59	40	100.0	90 - 110	
208 Pb	209	1	40.32	2.19	40	100.8	90 - 110	

ISTD Elements

Element	Tune	CPS Mean	RSD(%)	Ref Value	Rec(%)	QC Range(%)	Flag
74 Ge	1	472424	2.66	490611	96.3	60 - 125	
209 Bi	1	2081172	0.67	2146800	96.9	60 - 125	

Tune File# 1 c:\icpchem\1\7500\nogas.u
Tune File# 2 C:\ICPCHEM\1\7500\
Tune File# 3 C:\ICPCHEM\1\7500\

ISTD Ref File : C:\ICPCHEM\1\DATA\16D24o00.B\004CALB.D\004CALB.D#

0 :Element Failures
0 :ISTD Failures
0 :Max. Number of Failures Allowed
0 :Max. Number of ISTD Failures Allowed

CCB QC Report

Data File: C:\ICPCHEM\1\DATA\16D24o00.B\010_CCB.D\010_CCB.D#
Date Acquired: Apr 24 2016 02:36 pm
Operator:
Sample Name: ICB
Misc Info:
Vial Number: 1101
Current Method: C:\ICPCHEM\1\METHODS\DW_AsPb.M
Calibration File: C:\ICPCHEM\1\CALIB\DW_AsPb.C
Last Cal Update: Apr 24 2016 02:31 pm
Sample Type: CCB
Total Dil Factor: 1.00

QC Elements

Element	Conc.	RSD(%)	High Limit	Flag
75 As	-0.03 ug/l	284.91	1.00	
208 Pb	0.00 ug/l	137.91	2.50	

ISTD Elements

Element	CPS Mean	RSD(%)	Ref Value	Rec(%)	QC Range(%)	Flag
74 Ge	490468.59	2.56	490610.56	100.0	60 - 125	
209 Bi	2140111.50	1.15	2146799.50	99.7	60 - 125	

ISTD Ref File : C:\ICPCHEM\1\DATA\16D24o00.B\004CALB.D\004CALB.D#

0 :Element Failures 0 :Max. Number of Failures Allowed
0 :ISTD Failures 0 :Max. Number of ISTD Failures Allowed

Data Results:

Analytes: Pass
ISTD: Pass

Quality Control Sample QC Report

Data File: C:\ICPCHEM\1\DATA\16D24o00.B\011RL2_.D\011RL2_.D#
Date Acquired: Apr 24 2016 02:39 pm
Acq. Method: DW_AsPb.M
Operator:
Sample Name: CRI 4335929
Misc Info:
Vial Number: 1102
Current Method: C:\ICPCHEM\1\METHODS\DW_AsPb.M
Calibration File: C:\ICPCHEM\1\CALIB\DW_AsPb.C
Last Cal. Update: Apr 24 2016 02:31 pm
Sample Type: RL2
Prep Dil. Factor: 1.00
Autodil Factor: Undiluted
Final Dil Factor: 1.00

Data Results:
Analytes: Pass
ISTD: Pass

Analyte Elements

Element	IS Ref	Tune	Conc. ppb	RSD(%)	Expected	Rec(%)	QC Range(%)	Flag
75 As	74	1	0.90	10.33	1.00	90.2	85 - 115	
208 Pb	209	1	2.41	2.52	2.50	96.5	85 - 115	

ISTD Elements

Element	Tune	CPS Mean	RSD(%)	Ref Value	Rec(%)	QC Range(%)	Flag
74 Ge	1	490003	2.04	490611	99.9	60 - 125	
209 Bi	1	2140807	0.50	2146800	99.7	60 - 125	

Tune File# 1 c:\icpchem\1\7500\nogas.u
Tune File# 2 C:\ICPCHEM\1\7500\
Tune File# 3 C:\ICPCHEM\1\7500\

ISTD Ref File : C:\ICPCHEM\1\DATA\16D24o00.B\004CALB.D\004CALB.D#

0 :Element Failures
0 :ISTD Failures
0 :Max. Number of Failures Allowed
0 :Max. Number of ISTD Failures Allowed

Interfernce Check Standard (ICSA) QC Report

Data File: C:\ICPCHEM\1\DATA\16D24o00.B\012ICSA.D\012ICSA.D#
Date Acquired: Apr 24 2016 02:42 pm
Acq. Method: DW_AsPb.M
Operator:
Sample Name: ICSA 4335936
Misc Info:
Vial Number: 4504
Current Method: C:\ICPCHEM\1\METHODS\DW_AsPb.M
Calibration File: C:\ICPCHEM\1\CALIB\DW_AsPb.C
Last Cal. Update: Apr 24 2016 02:31 pm
Sample Type: ICSA
Prep Dil. Factor: 1.00
Autodil Factor: Undiluted
Final Dil Factor: 1.00

Data Results:
Analytes: Pass
ISTD: Pass

Analyte Elements

Element	IS Ref	Tune	Conc. ug/L	RSD(%)	Expected	Rec(%)	QC Range(%)	Flag
75 As	74	1	-0.03	89.46	---		-	
208 Pb	209	1	0.26	3.32	---		-	

ISTD Elements

Element	Tune	CPS Mean	RSD(%)	Ref Value	Rec(%)	QC Range(%)	Flag
74 Ge	1	436528	3.08	490611	89.0	60 - 125	
209 Bi	1	1750895	0.96	2146800	81.6	60 - 125	

Tune File# 1 c:\icpchem\1\7500\nogas.u
Tune File# 2 C:\ICPCHEM\1\7500\
Tune File# 3 C:\ICPCHEM\1\7500\

ISTD Ref File : C:\ICPCHEM\1\DATA\16D24o00.B\004CALB.D\004CALB.D#

0 :Element Failures
0 :ISTD Failures
0 :Max. Number of Failures Allowed
0 :Max. Number of ISTD Failures Allowed

ICS-AB QC Report

Data File: C:\ICPCHEM\1\DATA\16D24o00.B\013ICSB.D\013ICSB.D#
Date Acquired: Apr 24 2016 02:45 pm
Acq. Method: DW_AsPb.M
Operator:
Sample Name: ICSAB 4335938
Misc Info:
Vial Number: 4505
Current Method: C:\ICPCHEM\1\METHODS\DW_AsPb.M
Calibration File: C:\ICPCHEM\1\CALIB\DW_AsPb.C
Last Cal. Update: Apr 24 2016 02:31 pm
Sample Type: ICSAB
Dilution Factor: 1.00

Data Results:
Analytes: Pass
ISTD: Pass

QC Elements

Element	IS Ref	Tune	Conc. ug/L	RSD(%)	Expected	%Recovery	QC Range(%)	Flag
75 As	74	1	96.09	0.76	100	96.1	80 - 120	
208 Pb	209	1	0.25	4.76	---		-	

ISTD Elements

Element	Tune	CPS Mean	RSD(%)	Ref Value	Rec(%)	QC Range(%)	Flag
74 Ge	1	427562	1.55	490611	87.1	60 - 125	
209 Bi	1	1742319	0.30	2146800	81.2	60 - 125	

Tune File# 1 c:\icpchem\1\7500\nogas.u
Tune File# 2 C:\ICPCHEM\1\7500\
Tune File# 3 C:\ICPCHEM\1\7500\

ISTD Ref File : C:\ICPCHEM\1\DATA\16D24o00.B\004CALB.D\004CALB.D#

0 :Element Failures
0 :ISTD Failures
0 :Max. Number of Failures Allowed
0 :Max. Number of ISTD Failures Allowed

Sample QC Report

Data File: C:\ICPCHEM\1\DATA\16D24o00.B\014SMPL.D\014SMPL.D#
Date Acquired: Apr 24 2016 02:48 pm
Acq. Method: DW_AsPb.M
Operator:
Sample Name: Rn chk
Misc Info:
Vial Number: 2
Current Method: C:\ICPCHEM\1\METHODS\DW_AsPb.M
Calibration File: C:\ICPCHEM\1\CALIB\DW_AsPb.C
Last Cal. Update: Apr 24 2016 02:31 pm
Sample Type: Sample
Dilution Factor: 1.00
Autodil Factor: Undiluted
Final Dil Factor: 1.00

Data Results:
Analytes: Pass
ISTD: Pass

QC Elements

Element	IS Ref	Tune	Corr Conc	Raw Conc	Units	RSD(%)	High Limit	Flag
75 As	74	1	-0.03	-0.03	ug/l	131.45	1800.00	
208 Pb	209	1	0.00	0.00	ug/l	446.60	1800.00	

ISTD Elements

Element	Tune	CPS Mean	RSD(%)	Ref Value	Rec(%)	QC Range(%)	Flag
74 Ge	1	482447	3.20	490611	98.3	60 - 125	
209 Bi	1	2097813	1.14	2146800	97.7	60 - 125	

Tune File# 1 c:\icpchem\1\7500\nogas.u
Tune File# 2 C:\ICPCHEM\1\7500\
Tune File# 3 C:\ICPCHEM\1\7500\

ISTD Ref File : C:\ICPCHEM\1\DATA\16D24o00.B\004CALB.D\004CALB.D#

0 :Element Failures
0 :ISTD Failures
0 :Max. Number of Failures Allowed
0 :Max. Number of ISTD Failures Allowed

Sample QC Report

Data File: C:\ICPCHEM\1\DATA\16D24o00.B\015SMPL.D\015SMPL.D#
Date Acquired: Apr 24 2016 02:51 pm
Acq. Method: DW_AsPb.M
Operator:
Sample Name: Rn chk
Misc Info:
Vial Number: 2
Current Method: C:\ICPCHEM\1\METHODS\DW_AsPb.M
Calibration File: C:\ICPCHEM\1\CALIB\DW_AsPb.C
Last Cal. Update: Apr 24 2016 02:31 pm
Sample Type: Sample
Dilution Factor: 1.00
Autodil Factor: Undiluted
Final Dil Factor: 1.00

Data Results:
Analytes: Pass
ISTD: Pass

QC Elements

Element	IS Ref	Tune	Corr Conc	Raw Conc	Units	RSD(%)	High Limit	Flag
75 As	74	1	-0.08	-0.08	ug/l	43.26	1800.00	
208 Pb	209	1	0.00	0.00	ug/l	219.93	1800.00	

ISTD Elements

Element	Tune	CPS Mean	RSD(%)	Ref Value	Rec(%)	QC Range(%)	Flag
74 Ge	1	495928	1.98	490611	101.1	60 - 125	
209 Bi	1	2143640	0.53	2146800	99.9	60 - 125	

Tune File# 1 c:\icpchem\1\7500\nogas.u
Tune File# 2 C:\ICPCHEM\1\7500\
Tune File# 3 C:\ICPCHEM\1\7500\

ISTD Ref File : C:\ICPCHEM\1\DATA\16D24o00.B\004CALB.D\004CALB.D#

0 :Element Failures
0 :ISTD Failures
0 :Max. Number of Failures Allowed
0 :Max. Number of ISTD Failures Allowed

Continuing Calibration Verification (CCV) QC Report

Data File: C:\ICPCHEM\1\DATA\16D24o00.B\016_CCV.D\016_CCV.D#
Date Acquired: Apr 24 2016 02:54 pm
Acq. Method: DW_AsPb.M
Operator:
Sample Name: CCV 4335932
Misc Info:
Vial Number: 1104
Current Method: C:\ICPCHEM\1\METHODS\DW_AsPb.M
Calibration File: C:\ICPCHEM\1\CALIB\DW_AsPb.C
Last Cal. Update: Apr 24 2016 02:31 pm
Sample Type: CCV
Prep Dil. Factor: 1.00
Autodil Factor: Undiluted
Final Dil Factor: 1.00

Data Results:
Analytes: Pass
ISTD: Pass

Analyte Elements

Element	IS Ref	Tune	Conc. ug/L	RSD(%)	Expected	Rec(%)	QC Range(%)	Flag
75 As	74	1	50.15	0.86	50	100.3	90 - 110	
208 Pb	209	1	50.21	2.79	50	100.4	90 - 110	

ISTD Elements

Element	Tune	CPS Mean	RSD(%)	Ref Value	Rec(%)	QC Range(%)	Flag
74 Ge	1	476148	2.05	490611	97.1	60 - 125	
209 Bi	1	2081925	0.31	2146800	97.0	60 - 125	

Tune File# 1 c:\icpchem\1\7500\nogas.u
Tune File# 2 C:\ICPCHEM\1\7500\
Tune File# 3 C:\ICPCHEM\1\7500\

ISTD Ref File : C:\ICPCHEM\1\DATA\16D24o00.B\004CALB.D\004CALB.D#

0 :Element Failures
0 :ISTD Failures
0 :Max. Number of Failures Allowed
0 :Max. Number of ISTD Failures Allowed

CCB QC Report

Data File: C:\ICPCHEM\1\DATA\16D24o00.B\017_CCB.D\017_CCB.D#
Date Acquired: Apr 24 2016 02:56 pm
Operator:
Sample Name: CCB
Misc Info:
Vial Number: 1101
Current Method: C:\ICPCHEM\1\METHODS\DW_AsPb.M
Calibration File: C:\ICPCHEM\1\CALIB\DW_AsPb.C
Last Cal Update: Apr 24 2016 02:31 pm
Sample Type: CCB
Total Dil Factor: 1.00

QC Elements

Element	Conc.	RSD(%)	High Limit	Flag
75 As	-0.08 ug/l	72.30	1.00	
208 Pb	0.00 ug/l	116.77	2.50	

ISTD Elements

Element	CPS Mean	RSD(%)	Ref Value	Rec(%)	QC Range(%)	Flag
74 Ge	494923.59	2.66	490610.56	100.9	60 - 125	
209 Bi	2144612.00	1.59	2146799.50	99.9	60 - 125	

ISTD Ref File : C:\ICPCHEM\1\DATA\16D24o00.B\004CALB.D\004CALB.D#

0 :Element Failures 0 :Max. Number of Failures Allowed
0 :ISTD Failures 0 :Max. Number of ISTD Failures Allowed

Data Results:

Analytes: Pass
ISTD: Pass

CCB QC Report

Data File: C:\ICPCHEM\1\DATA\16D24o00.B\018_CCB.D\018_CCB.D#
Date Acquired: Apr 24 2016 02:59 pm
Operator:
Sample Name: MB
Misc Info:
Vial Number: 2101
Current Method: C:\ICPCHEM\1\METHODS\DW_AsPb.M
Calibration File: C:\ICPCHEM\1\CALIB\DW_AsPb.C
Last Cal Update: Apr 24 2016 02:31 pm
Sample Type: CCB
Total Dil Factor: 1.00

QC Elements

Element	Conc.	RSD(%)	High Limit	Flag
75 As	-0.07 ug/l	34.75	1.00	
208 Pb	0.00 ug/l	97.22	2.50	

ISTD Elements

Element	CPS Mean	RSD(%)	Ref Value	Rec(%)	QC Range(%)	Flag
74 Ge	498421.75	2.74	490610.56	101.6	60 - 125	
209 Bi	2157603.50	1.76	2146799.50	100.5	60 - 125	

ISTD Ref File : C:\ICPCHEM\1\DATA\16D24o00.B\004CALB.D\004CALB.D#

0 :Element Failures 0 :Max. Number of Failures Allowed
0 :ISTD Failures 0 :Max. Number of ISTD Failures Allowed

Data Results:

Analytes: Pass
ISTD: Pass

Sample QC Report

Data File: C:\ICPCHEM\1\DATA\16D24o00.B\019SMPL.D\019SMPL.D#
Date Acquired: Apr 24 2016 03:02 pm
Acq. Method: DW_AsPb.M
Operator:
Sample Name: LCS
Misc Info:
Vial Number: 2102
Current Method: C:\ICPCHEM\1\METHODS\DW_AsPb.M
Calibration File: C:\ICPCHEM\1\CALIB\DW_AsPb.C
Last Cal. Update: Apr 24 2016 02:31 pm
Sample Type: Sample
Dilution Factor: 1.00
Autodil Factor: Undiluted
Final Dil Factor: 1.00

Data Results:
Analytes: Pass
ISTD: Pass

QC Elements

Element	IS Ref	Tune	Corr Conc	Raw Conc	Units	RSD(%)	High Limit	Flag
75 As	74	1	8.33	8.33	ug/l	0.78	1800.00	
208 Pb	209	1	4.34	4.34	ug/l	2.41	1800.00	

ISTD Elements

Element	Tune	CPS Mean	RSD(%)	Ref Value	Rec(%)	QC Range(%)	Flag
74 Ge	1	500651	2.54	490611	102.0	60 - 125	
209 Bi	1	2151364	0.69	2146800	100.2	60 - 125	

Tune File# 1 c:\icpchem\1\7500\nogas.u
Tune File# 2 C:\ICPCHEM\1\7500\
Tune File# 3 C:\ICPCHEM\1\7500\

ISTD Ref File : C:\ICPCHEM\1\DATA\16D24o00.B\004CALB.D\004CALB.D#

0 :Element Failures
0 :ISTD Failures
0 :Max. Number of Failures Allowed
0 :Max. Number of ISTD Failures Allowed

Sample QC Report

Data File: C:\ICPCHEM\1\DATA\16D24o00.B\020SMPL.D\020SMPL.D#
Date Acquired: Apr 24 2016 03:05 pm
Acq. Method: DW_AsPb.M
Operator:
Sample Name: 460-111633-A-3 MS
Misc Info:
Vial Number: 2103
Current Method: C:\ICPCHEM\1\METHODS\DW_AsPb.M
Calibration File: C:\ICPCHEM\1\CALIB\DW_AsPb.C
Last Cal. Update: Apr 24 2016 02:31 pm
Sample Type: Sample
Dilution Factor: 1.00
Autodil Factor: Undiluted
Final Dil Factor: 1.00

Data Results:
Analytes: Pass
ISTD: Pass

QC Elements

Element	IS Ref	Tune	Corr Conc	Raw Conc	Units	RSD(%)	High Limit	Flag
75 As	74	1	9.86	9.86	ug/l	0.29	1800.00	
208 Pb	209	1	6.95	6.95	ug/l	3.11	1800.00	

ISTD Elements

Element	Tune	CPS Mean	RSD(%)	Ref Value	Rec(%)	QC Range(%)	Flag
74 Ge	1	489078	1.39	490611	99.7	60 - 125	
209 Bi	1	2035723	0.61	2146800	94.8	60 - 125	

Tune File# 1 c:\icpchem\1\7500\nogas.u
Tune File# 2 C:\ICPCHEM\1\7500\
Tune File# 3 C:\ICPCHEM\1\7500\

ISTD Ref File : C:\ICPCHEM\1\DATA\16D24o00.B\004CALB.D\004CALB.D#

0 :Element Failures
0 :ISTD Failures
0 :Max. Number of Failures Allowed
0 :Max. Number of ISTD Failures Allowed

Sample QC Report

Data File: C:\ICPCHEM\1\DATA\16D24o00.B\021SMPL.D\021SMPL.D#
Date Acquired: Apr 24 2016 03:08 pm
Acq. Method: DW_AsPb.M
Operator:
Sample Name: 460-111633-A-3 DU
Misc Info:
Vial Number: 2104
Current Method: C:\ICPCHEM\1\METHODS\DW_AsPb.M
Calibration File: C:\ICPCHEM\1\CALIB\DW_AsPb.C
Last Cal. Update: Apr 24 2016 02:31 pm
Sample Type: Sample
Dilution Factor: 1.00
Autodil Factor: Undiluted
Final Dil Factor: 1.00

Data Results:
Analytes: Pass
ISTD: Pass

QC Elements

Element	IS Ref	Tune	Corr Conc	Raw Conc	Units	RSD(%)	High Limit	Flag
75 As	74	1	0.19	0.19	ug/l	14.54	1800.00	
208 Pb	209	1	2.20	2.20	ug/l	2.26	1800.00	

ISTD Elements

Element	Tune	CPS Mean	RSD(%)	Ref Value	Rec(%)	QC Range(%)	Flag
74 Ge	1	490557	1.87	490611	100.0	60 - 125	
209 Bi	1	2014380	0.79	2146800	93.8	60 - 125	

Tune File# 1 c:\icpchem\1\7500\nogas.u
Tune File# 2 C:\ICPCHEM\1\7500\
Tune File# 3 C:\ICPCHEM\1\7500\

ISTD Ref File : C:\ICPCHEM\1\DATA\16D24o00.B\004CALB.D\004CALB.D#

0 :Element Failures
0 :ISTD Failures
0 :Max. Number of Failures Allowed
0 :Max. Number of ISTD Failures Allowed

Sample QC Report

Data File: C:\ICPCHEM\1\DATA\16D24o00.B\022SMPL.D\022SMPL.D#
Date Acquired: Apr 24 2016 03:11 pm
Acq. Method: DW_AsPb.M
Operator:
Sample Name: 460-111633-A-3
Misc Info:
Vial Number: 2105
Current Method: C:\ICPCHEM\1\METHODS\DW_AsPb.M
Calibration File: C:\ICPCHEM\1\CALIB\DW_AsPb.C
Last Cal. Update: Apr 24 2016 02:31 pm
Sample Type: Sample
Dilution Factor: 1.00
Autodil Factor: Undiluted
Final Dil Factor: 1.00

Data Results:
Analytes: Pass
ISTD: Pass

QC Elements

Element	IS Ref	Tune	Corr Conc	Raw Conc	Units	RSD(%)	High Limit	Flag
75 As	74	1	0.19	0.19	ug/l	27.99	1800.00	
208 Pb	209	1	2.22	2.22	ug/l	1.42	1800.00	

ISTD Elements

Element	Tune	CPS Mean	RSD(%)	Ref Value	Rec(%)	QC Range(%)	Flag
74 Ge	1	487694	2.52	490611	99.4	60 - 125	
209 Bi	1	2013309	1.85	2146800	93.8	60 - 125	

Tune File# 1 c:\icpchem\1\7500\nogas.u
Tune File# 2 C:\ICPCHEM\1\7500\
Tune File# 3 C:\ICPCHEM\1\7500\

ISTD Ref File : C:\ICPCHEM\1\DATA\16D24o00.B\004CALB.D\004CALB.D#

0 :Element Failures
0 :ISTD Failures
0 :Max. Number of Failures Allowed
0 :Max. Number of ISTD Failures Allowed

Sample QC Report

Data File: C:\ICPCHEM\1\DATA\16D24o00.B\023SMPL.D\023SMPL.D#
Date Acquired: Apr 24 2016 03:14 pm
Acq. Method: DW_AsPb.M
Operator:
Sample Name: sd 460-111633-A-3@5
Misc Info:
Vial Number: 2106
Current Method: C:\ICPCHEM\1\METHODS\DW_AsPb.M
Calibration File: C:\ICPCHEM\1\CALIB\DW_AsPb.C
Last Cal. Update: Apr 24 2016 02:31 pm
Sample Type: Sample
Dilution Factor: 5.00
Autodil Factor: Undiluted
Final Dil Factor: 5.00

Data Results:
Analytes: Pass
ISTD: Pass

QC Elements

Element	IS Ref	Tune	Corr Conc	Raw Conc	Units	RSD(%)	High Limit	Flag
75 As	74	1	-0.06	-0.01	ug/l	327.34	1800.00	
208 Pb	209	1	2.40	0.48	ug/l	1.81	1800.00	

ISTD Elements

Element	Tune	CPS Mean	RSD(%)	Ref Value	Rec(%)	QC Range(%)	Flag
74 Ge	1	500572	2.22	490611	102.0	60 - 125	
209 Bi	1	2108713	0.43	2146800	98.2	60 - 125	

Tune File# 1 c:\icpchem\1\7500\nogas.u
Tune File# 2 C:\ICPCHEM\1\7500\
Tune File# 3 C:\ICPCHEM\1\7500\

ISTD Ref File : C:\ICPCHEM\1\DATA\16D24o00.B\004CALB.D\004CALB.D#

0 :Element Failures
0 :ISTD Failures
0 :Max. Number of Failures Allowed
0 :Max. Number of ISTD Failures Allowed

Sample QC Report

Data File: C:\ICPCHEM\1\DATA\16D24o00.B\024SMPL.D\024SMPL.D#
Date Acquired: Apr 24 2016 03:16 pm
Acq. Method: DW_AsPb.M
Operator:
Sample Name: 460-111633-A-1
Misc Info:
Vial Number: 2107
Current Method: C:\ICPCHEM\1\METHODS\DW_AsPb.M
Calibration File: C:\ICPCHEM\1\CALIB\DW_AsPb.C
Last Cal. Update: Apr 24 2016 02:31 pm
Sample Type: Sample
Dilution Factor: 1.00
Autodil Factor: Undiluted
Final Dil Factor: 1.00

Data Results:
Analytes: Pass
ISTD: Pass

QC Elements

Element	IS Ref	Tune	Corr Conc	Raw Conc	Units	RSD(%)	High Limit	Flag
75 As	74	1	0.15	0.15	ug/l	19.35	1800.00	
208 Pb	209	1	4.55	4.55	ug/l	3.59	1800.00	

ISTD Elements

Element	Tune	CPS Mean	RSD(%)	Ref Value	Rec(%)	QC Range(%)	Flag
74 Ge	1	494622	2.31	490611	100.8	60 - 125	
209 Bi	1	2050936	0.74	2146800	95.5	60 - 125	

Tune File# 1 c:\icpchem\1\7500\nogas.u
Tune File# 2 C:\ICPCHEM\1\7500\
Tune File# 3 C:\ICPCHEM\1\7500\

ISTD Ref File : C:\ICPCHEM\1\DATA\16D24o00.B\004CALB.D\004CALB.D#

0 :Element Failures
0 :ISTD Failures
0 :Max. Number of Failures Allowed
0 :Max. Number of ISTD Failures Allowed

Sample QC Report

Data File: C:\ICPCHEM\1\DATA\16D24o00.B\025SMPL.D\025SMPL.D#
Date Acquired: Apr 24 2016 03:19 pm
Acq. Method: DW_AsPb.M
Operator:
Sample Name: ms 460-111633-A-1
Misc Info:
Vial Number: 2108
Current Method: C:\ICPCHEM\1\METHODS\DW_AsPb.M
Calibration File: C:\ICPCHEM\1\CALIB\DW_AsPb.C
Last Cal. Update: Apr 24 2016 02:31 pm
Sample Type: Sample
Dilution Factor: 1.00
Autodil Factor: Undiluted
Final Dil Factor: 1.00

Data Results:
Analytes: Pass
ISTD: Pass

QC Elements

Element	IS Ref	Tune	Corr Conc	Raw Conc	Units	RSD(%)	High Limit	Flag
75 As	74	1	9.69	9.69	ug/l	3.01	1800.00	
208 Pb	209	1	9.23	9.23	ug/l	0.49	1800.00	

ISTD Elements

Element	Tune	CPS Mean	RSD(%)	Ref Value	Rec(%)	QC Range(%)	Flag
74 Ge	1	494463	3.37	490611	100.8	60 - 125	
209 Bi	1	2062374	2.10	2146800	96.1	60 - 125	

Tune File# 1 c:\icpchem\1\7500\nogas.u
Tune File# 2 C:\ICPCHEM\1\7500\
Tune File# 3 C:\ICPCHEM\1\7500\

ISTD Ref File : C:\ICPCHEM\1\DATA\16D24o00.B\004CALB.D\004CALB.D#

0 :Element Failures
0 :ISTD Failures
0 :Max. Number of Failures Allowed
0 :Max. Number of ISTD Failures Allowed

Sample QC Report

Data File: C:\ICPCHEM\1\DATA\16D24o00.B\026SMPL.D\026SMPL.D#
Date Acquired: Apr 24 2016 03:22 pm
Acq. Method: DW_AsPb.M
Operator:
Sample Name: 460-111633-A-2
Misc Info:
Vial Number: 2109
Current Method: C:\ICPCHEM\1\METHODS\DW_AsPb.M
Calibration File: C:\ICPCHEM\1\CALIB\DW_AsPb.C
Last Cal. Update: Apr 24 2016 02:31 pm
Sample Type: Sample
Dilution Factor: 1.00
Autodil Factor: Undiluted
Final Dil Factor: 1.00

Data Results:
Analytes: Pass
ISTD: Pass

QC Elements

Element	IS Ref	Tune	Corr Conc	Raw Conc	Units	RSD(%)	High Limit	Flag
75 As	74	1	0.19	0.19	ug/l	15.40	1800.00	
208 Pb	209	1	0.48	0.48	ug/l	3.07	1800.00	

ISTD Elements

Element	Tune	CPS Mean	RSD(%)	Ref Value	Rec(%)	QC Range(%)	Flag
74 Ge	1	492582	2.58	490611	100.4	60 - 125	
209 Bi	1	2025728	0.53	2146800	94.4	60 - 125	

Tune File# 1 c:\icpchem\1\7500\nogas.u
Tune File# 2 C:\ICPCHEM\1\7500\
Tune File# 3 C:\ICPCHEM\1\7500\

ISTD Ref File : C:\ICPCHEM\1\DATA\16D24o00.B\004CALB.D\004CALB.D#

0 :Element Failures
0 :ISTD Failures
0 :Max. Number of Failures Allowed
0 :Max. Number of ISTD Failures Allowed

Sample QC Report

Data File: C:\ICPCHEM\1\DATA\16D24o00.B\027SMPL.D\027SMPL.D#
Date Acquired: Apr 24 2016 03:25 pm
Acq. Method: DW_AsPb.M
Operator:
Sample Name: 460-111633-A-3
Misc Info:
Vial Number: 2110
Current Method: C:\ICPCHEM\1\METHODS\DW_AsPb.M
Calibration File: C:\ICPCHEM\1\CALIB\DW_AsPb.C
Last Cal. Update: Apr 24 2016 02:31 pm
Sample Type: Sample
Dilution Factor: 1.00
Autodil Factor: Undiluted
Final Dil Factor: 1.00

Data Results:
Analytes: Pass
ISTD: Pass

QC Elements

Element	IS Ref	Tune	Corr Conc	Raw Conc	Units	RSD(%)	High Limit	Flag
75 As	74	1	0.17	0.17	ug/l	15.76	1800.00	
208 Pb	209	1	0.03	0.03	ug/l	5.38	1800.00	

ISTD Elements

Element	Tune	CPS Mean	RSD(%)	Ref Value	Rec(%)	QC Range(%)	Flag
74 Ge	1	494458	1.27	490611	100.8	60 - 125	
209 Bi	1	2034584	0.21	2146800	94.8	60 - 125	

Tune File# 1 c:\icpchem\1\7500\nogas.u
Tune File# 2 C:\ICPCHEM\1\7500\
Tune File# 3 C:\ICPCHEM\1\7500\

ISTD Ref File : C:\ICPCHEM\1\DATA\16D24o00.B\004CALB.D\004CALB.D#

0 :Element Failures
0 :ISTD Failures
0 :Max. Number of Failures Allowed
0 :Max. Number of ISTD Failures Allowed

Continuing Calibration Verification (CCV) QC Report

Data File: C:\ICPCHEM\1\DATA\16D24o00.B\028_CCV.D\028_CCV.D#
Date Acquired: Apr 24 2016 03:28 pm
Acq. Method: DW_AsPb.M
Operator:
Sample Name: CCV 4335932
Misc Info:
Vial Number: 1104
Current Method: C:\ICPCHEM\1\METHODS\DW_AsPb.M
Calibration File: C:\ICPCHEM\1\CALIB\DW_AsPb.C
Last Cal. Update: Apr 24 2016 02:31 pm
Sample Type: CCV
Prep Dil. Factor: 1.00
Autodil Factor: Undiluted
Final Dil Factor: 1.00

Data Results:
Analytes: Pass
ISTD: Pass

Analyte Elements

Element	IS Ref	Tune	Conc. ug/L	RSD(%)	Expected	Rec(%)	QC Range(%)	Flag
75 As	74	1	50.27	0.60	50	100.5	90 - 110	
208 Pb	209	1	49.99	3.00	50	100.0	90 - 110	

ISTD Elements

Element	Tune	CPS Mean	RSD(%)	Ref Value	Rec(%)	QC Range(%)	Flag
74 Ge	1	480107	2.17	490611	97.9	60 - 125	
209 Bi	1	2090290	0.59	2146800	97.4	60 - 125	

Tune File# 1 c:\icpchem\1\7500\nogas.u
Tune File# 2 C:\ICPCHEM\1\7500\
Tune File# 3 C:\ICPCHEM\1\7500\

ISTD Ref File : C:\ICPCHEM\1\DATA\16D24o00.B\004CALB.D\004CALB.D#

0 :Element Failures
0 :ISTD Failures
0 :Max. Number of Failures Allowed
0 :Max. Number of ISTD Failures Allowed

CCB QC Report

Data File: C:\ICPCHEM\1\DATA\16D24o00.B\029_CCB.D\029_CCB.D#
Date Acquired: Apr 24 2016 03:31 pm
Operator:
Sample Name: CCB
Misc Info:
Vial Number: 1101
Current Method: C:\ICPCHEM\1\METHODS\DW_AsPb.M
Calibration File: C:\ICPCHEM\1\CALIB\DW_AsPb.C
Last Cal Update: Apr 24 2016 02:31 pm
Sample Type: CCB
Total Dil Factor: 1.00

QC Elements

Element	Conc.	RSD(%)	High Limit	Flag
75 As	-0.04 ug/l	170.06	1.00	
208 Pb	0.00 ug/l	45.99	2.50	

ISTD Elements

Element	CPS Mean	RSD(%)	Ref Value	Rec(%)	QC Range(%)	Flag
74 Ge	497533.91	2.32	490610.56	101.4	60 - 125	
209 Bi	2147060.50	0.43	2146799.50	100.0	60 - 125	

ISTD Ref File : C:\ICPCHEM\1\DATA\16D24o00.B\004CALB.D\004CALB.D#

0 :Element Failures 0 :Max. Number of Failures Allowed
0 :ISTD Failures 0 :Max. Number of ISTD Failures Allowed

Data Results:

Analytes: Pass
ISTD: Pass

Sample QC Report

Data File: C:\ICPCHEM\1\DATA\16D24o00.B\030SMPL.D\030SMPL.D#
Date Acquired: Apr 24 2016 03:34 pm
Acq. Method: DW_AsPb.M
Operator:
Sample Name: 460-111633-A-4
Misc Info:
Vial Number: 2111
Current Method: C:\ICPCHEM\1\METHODS\DW_AsPb.M
Calibration File: C:\ICPCHEM\1\CALIB\DW_AsPb.C
Last Cal. Update: Apr 24 2016 02:31 pm
Sample Type: Sample
Dilution Factor: 1.00
Autodil Factor: Undiluted
Final Dil Factor: 1.00

Data Results:
Analytes: Pass
ISTD: Pass

QC Elements

Element	IS Ref	Tune	Corr Conc	Raw Conc	Units	RSD(%)	High Limit	Flag
75 As	74	1	0.14	0.14	ug/l	43.44	1800.00	
208 Pb	209	1	0.06	0.06	ug/l	9.24	1800.00	

ISTD Elements

Element	Tune	CPS Mean	RSD(%)	Ref Value	Rec(%)	QC Range(%)	Flag
74 Ge	1	495496	1.28	490611	101.0	60 - 125	
209 Bi	1	2034282	0.71	2146800	94.8	60 - 125	

Tune File# 1 c:\icpchem\1\7500\nogas.u
Tune File# 2 C:\ICPCHEM\1\7500\
Tune File# 3 C:\ICPCHEM\1\7500\

ISTD Ref File : C:\ICPCHEM\1\DATA\16D24o00.B\004CALB.D\004CALB.D#

0 :Element Failures
0 :ISTD Failures
0 :Max. Number of Failures Allowed
0 :Max. Number of ISTD Failures Allowed

Sample QC Report

Data File: C:\ICPCHEM\1\DATA\16D24o00.B\031SMPL.D\031SMPL.D#
Date Acquired: Apr 24 2016 03:36 pm
Acq. Method: DW_AsPb.M
Operator:
Sample Name: 460-111633-A-5
Misc Info:
Vial Number: 2112
Current Method: C:\ICPCHEM\1\METHODS\DW_AsPb.M
Calibration File: C:\ICPCHEM\1\CALIB\DW_AsPb.C
Last Cal. Update: Apr 24 2016 02:31 pm
Sample Type: Sample
Dilution Factor: 1.00
Autodil Factor: Undiluted
Final Dil Factor: 1.00

Data Results:
Analytes: Pass
ISTD: Pass

QC Elements

Element	IS Ref	Tune	Corr Conc	Raw Conc	Units	RSD(%)	High Limit	Flag
75 As	74	1	0.18	0.18	ug/l	45.77	1800.00	
208 Pb	209	1	0.02	0.02	ug/l	9.36	1800.00	

ISTD Elements

Element	Tune	CPS Mean	RSD(%)	Ref Value	Rec(%)	QC Range(%)	Flag
74 Ge	1	493667	2.43	490611	100.6	60 - 125	
209 Bi	1	2022046	0.54	2146800	94.2	60 - 125	

Tune File# 1 c:\icpchem\1\7500\nogas.u
Tune File# 2 C:\ICPCHEM\1\7500\
Tune File# 3 C:\ICPCHEM\1\7500\

ISTD Ref File : C:\ICPCHEM\1\DATA\16D24o00.B\004CALB.D\004CALB.D#

0 :Element Failures
0 :ISTD Failures
0 :Max. Number of Failures Allowed
0 :Max. Number of ISTD Failures Allowed

Sample QC Report

Data File: C:\ICPCHEM\1\DATA\16D24o00.B\032SMPL.D\032SMPL.D#
Date Acquired: Apr 24 2016 03:39 pm
Acq. Method: DW_AsPb.M
Operator:
Sample Name: 460-111633-A-6
Misc Info:
Vial Number: 2201
Current Method: C:\ICPCHEM\1\METHODS\DW_AsPb.M
Calibration File: C:\ICPCHEM\1\CALIB\DW_AsPb.C
Last Cal. Update: Apr 24 2016 02:31 pm
Sample Type: Sample
Dilution Factor: 1.00
Autodil Factor: Undiluted
Final Dil Factor: 1.00

Data Results:
Analytes: Pass
ISTD: Pass

QC Elements

Element	IS Ref	Tune	Corr Conc	Raw Conc	Units	RSD(%)	High Limit	Flag
75 As	74	1	0.18	0.18	ug/l	36.55	1800.00	
208 Pb	209	1	0.04	0.04	ug/l	4.72	1800.00	

ISTD Elements

Element	Tune	CPS Mean	RSD(%)	Ref Value	Rec(%)	QC Range(%)	Flag
74 Ge	1	497113	3.31	490611	101.3	60 - 125	
209 Bi	1	2041295	2.33	2146800	95.1	60 - 125	

Tune File# 1 c:\icpchem\1\7500\nogas.u
Tune File# 2 C:\ICPCHEM\1\7500\
Tune File# 3 C:\ICPCHEM\1\7500\

ISTD Ref File : C:\ICPCHEM\1\DATA\16D24o00.B\004CALB.D\004CALB.D#

0 :Element Failures
0 :ISTD Failures
0 :Max. Number of Failures Allowed
0 :Max. Number of ISTD Failures Allowed

Sample QC Report

Data File: C:\ICPCHEM\1\DATA\16D24o00.B\033SMPL.D\033SMPL.D#
Date Acquired: Apr 24 2016 03:42 pm
Acq. Method: DW_AsPb.M
Operator:
Sample Name: 460-111633-A-7
Misc Info:
Vial Number: 2202
Current Method: C:\ICPCHEM\1\METHODS\DW_AsPb.M
Calibration File: C:\ICPCHEM\1\CALIB\DW_AsPb.C
Last Cal. Update: Apr 24 2016 02:31 pm
Sample Type: Sample
Dilution Factor: 1.00
Autodil Factor: Undiluted
Final Dil Factor: 1.00

Data Results:
Analytes: Pass
ISTD: Pass

QC Elements

Element	IS Ref	Tune	Corr Conc	Raw Conc	Units	RSD(%)	High Limit	Flag
75 As	74	1	0.12	0.12	ug/l	26.36	1800.00	
208 Pb	209	1	0.03	0.03	ug/l	2.81	1800.00	

ISTD Elements

Element	Tune	CPS Mean	RSD(%)	Ref Value	Rec(%)	QC Range(%)	Flag
74 Ge	1	494620	2.56	490611	100.8	60 - 125	
209 Bi	1	2032143	1.82	2146800	94.7	60 - 125	

Tune File# 1 c:\icpchem\1\7500\nogas.u
Tune File# 2 C:\ICPCHEM\1\7500\
Tune File# 3 C:\ICPCHEM\1\7500\

ISTD Ref File : C:\ICPCHEM\1\DATA\16D24o00.B\004CALB.D\004CALB.D#

0 :Element Failures
0 :ISTD Failures
0 :Max. Number of Failures Allowed
0 :Max. Number of ISTD Failures Allowed

Sample QC Report

Data File: C:\ICPCHEM\1\DATA\16D24o00.B\034SMPL.D\034SMPL.D#
Date Acquired: Apr 24 2016 03:45 pm
Acq. Method: DW_AsPb.M
Operator:
Sample Name: 460-111633-A-8
Misc Info:
Vial Number: 2203
Current Method: C:\ICPCHEM\1\METHODS\DW_AsPb.M
Calibration File: C:\ICPCHEM\1\CALIB\DW_AsPb.C
Last Cal. Update: Apr 24 2016 02:31 pm
Sample Type: Sample
Dilution Factor: 1.00
Autodil Factor: Undiluted
Final Dil Factor: 1.00

Data Results:
Analytes: Pass
ISTD: Pass

QC Elements

Element	IS Ref	Tune	Corr Conc	Raw Conc	Units	RSD(%)	High Limit	Flag
75 As	74	1	0.19	0.19	ug/l	4.06	1800.00	
208 Pb	209	1	0.02	0.02	ug/l	12.62	1800.00	

ISTD Elements

Element	Tune	CPS Mean	RSD(%)	Ref Value	Rec(%)	QC Range(%)	Flag
74 Ge	1	492073	1.21	490611	100.3	60 - 125	
209 Bi	1	2009463	0.84	2146800	93.6	60 - 125	

Tune File# 1 c:\icpchem\1\7500\nogas.u
Tune File# 2 C:\ICPCHEM\1\7500\
Tune File# 3 C:\ICPCHEM\1\7500\

ISTD Ref File : C:\ICPCHEM\1\DATA\16D24o00.B\004CALB.D\004CALB.D#

0 :Element Failures
0 :ISTD Failures
0 :Max. Number of Failures Allowed
0 :Max. Number of ISTD Failures Allowed

Sample QC Report

Data File: C:\ICPCHEM\1\DATA\16D24o00.B\035SMPL.D\035SMPL.D#
Date Acquired: Apr 24 2016 03:48 pm
Acq. Method: DW_AsPb.M
Operator:
Sample Name: 460-111633-A-9
Misc Info:
Vial Number: 2204
Current Method: C:\ICPCHEM\1\METHODS\DW_AsPb.M
Calibration File: C:\ICPCHEM\1\CALIB\DW_AsPb.C
Last Cal. Update: Apr 24 2016 02:31 pm
Sample Type: Sample
Dilution Factor: 1.00
Autodil Factor: Undiluted
Final Dil Factor: 1.00

Data Results:
Analytes: Pass
ISTD: Pass

QC Elements

Element	IS Ref	Tune	Corr Conc	Raw Conc	Units	RSD(%)	High Limit	Flag
75 As	74	1	0.17	0.17	ug/l	54.94	1800.00	
208 Pb	209	1	0.07	0.07	ug/l	5.25	1800.00	

ISTD Elements

Element	Tune	CPS Mean	RSD(%)	Ref Value	Rec(%)	QC Range(%)	Flag
74 Ge	1	489753	2.27	490611	99.8	60 - 125	
209 Bi	1	2015685	0.74	2146800	93.9	60 - 125	

Tune File# 1 c:\icpchem\1\7500\nogas.u
Tune File# 2 C:\ICPCHEM\1\7500\
Tune File# 3 C:\ICPCHEM\1\7500\

ISTD Ref File : C:\ICPCHEM\1\DATA\16D24o00.B\004CALB.D\004CALB.D#

0 :Element Failures
0 :ISTD Failures
0 :Max. Number of Failures Allowed
0 :Max. Number of ISTD Failures Allowed

Sample QC Report

Data File: C:\ICPCHEM\1\DATA\16D24o00.B\036SMPL.D\036SMPL.D#
Date Acquired: Apr 24 2016 03:51 pm
Acq. Method: DW_AsPb.M
Operator:
Sample Name: 460-111633-A-10
Misc Info:
Vial Number: 2205
Current Method: C:\ICPCHEM\1\METHODS\DW_AsPb.M
Calibration File: C:\ICPCHEM\1\CALIB\DW_AsPb.C
Last Cal. Update: Apr 24 2016 02:31 pm
Sample Type: Sample
Dilution Factor: 1.00
Autodil Factor: Undiluted
Final Dil Factor: 1.00

Data Results:
Analytes: Pass
ISTD: Pass

QC Elements

Element	IS Ref	Tune	Corr Conc	Raw Conc	Units	RSD(%)	High Limit	Flag
75 As	74	1	0.19	0.19	ug/l	21.12	1800.00	
208 Pb	209	1	0.09	0.09	ug/l	3.36	1800.00	

ISTD Elements

Element	Tune	CPS Mean	RSD(%)	Ref Value	Rec(%)	QC Range(%)	Flag
74 Ge	1	498588	2.14	490611	101.6	60 - 125	
209 Bi	1	2054567	1.03	2146800	95.7	60 - 125	

Tune File# 1 c:\icpchem\1\7500\nogas.u
Tune File# 2 C:\ICPCHEM\1\7500\
Tune File# 3 C:\ICPCHEM\1\7500\

ISTD Ref File : C:\ICPCHEM\1\DATA\16D24o00.B\004CALB.D\004CALB.D#

0 :Element Failures
0 :ISTD Failures
0 :Max. Number of Failures Allowed
0 :Max. Number of ISTD Failures Allowed

Sample QC Report

Data File: C:\ICPCHEM\1\DATA\16D24o00.B\037SMPL.D\037SMPL.D#
Date Acquired: Apr 24 2016 03:54 pm
Acq. Method: DW_AsPb.M
Operator:
Sample Name: 460-111633-A-11
Misc Info:
Vial Number: 2206
Current Method: C:\ICPCHEM\1\METHODS\DW_AsPb.M
Calibration File: C:\ICPCHEM\1\CALIB\DW_AsPb.C
Last Cal. Update: Apr 24 2016 02:31 pm
Sample Type: Sample
Dilution Factor: 1.00
Autodil Factor: Undiluted
Final Dil Factor: 1.00

Data Results:
Analytes: Pass
ISTD: Pass

QC Elements

Element	IS Ref	Tune	Corr Conc	Raw Conc	Units	RSD(%)	High Limit	Flag
75 As	74	1	0.14	0.14	ug/l	50.69	1800.00	
208 Pb	209	1	1.69	1.69	ug/l	3.75	1800.00	

ISTD Elements

Element	Tune	CPS Mean	RSD(%)	Ref Value	Rec(%)	QC Range(%)	Flag
74 Ge	1	488408	2.27	490611	99.6	60 - 125	
209 Bi	1	1999443	0.64	2146800	93.1	60 - 125	

Tune File# 1 c:\icpchem\1\7500\nogas.u
Tune File# 2 C:\ICPCHEM\1\7500\
Tune File# 3 C:\ICPCHEM\1\7500\

ISTD Ref File : C:\ICPCHEM\1\DATA\16D24o00.B\004CALB.D\004CALB.D#

0 :Element Failures
0 :ISTD Failures
0 :Max. Number of Failures Allowed
0 :Max. Number of ISTD Failures Allowed

Sample QC Report

Data File: C:\ICPCHEM\1\DATA\16D24o00.B\038SMPL.D\038SMPL.D#
Date Acquired: Apr 24 2016 03:57 pm
Acq. Method: DW_AsPb.M
Operator:
Sample Name: 460-111633-A-12
Misc Info:
Vial Number: 2207
Current Method: C:\ICPCHEM\1\METHODS\DW_AsPb.M
Calibration File: C:\ICPCHEM\1\CALIB\DW_AsPb.C
Last Cal. Update: Apr 24 2016 02:31 pm
Sample Type: Sample
Dilution Factor: 1.00
Autodil Factor: Undiluted
Final Dil Factor: 1.00

Data Results:
Analytes: Pass
ISTD: Pass

QC Elements

Element	IS Ref	Tune	Corr Conc	Raw Conc	Units	RSD(%)	High Limit	Flag
75 As	74	1	0.11	0.11	ug/l	13.43	1800.00	
208 Pb	209	1	0.50	0.50	ug/l	2.81	1800.00	

ISTD Elements

Element	Tune	CPS Mean	RSD(%)	Ref Value	Rec(%)	QC Range(%)	Flag
74 Ge	1	493274	2.85	490611	100.5	60 - 125	
209 Bi	1	2033957	1.85	2146800	94.7	60 - 125	

Tune File# 1 c:\icpchem\1\7500\nogas.u
Tune File# 2 C:\ICPCHEM\1\7500\
Tune File# 3 C:\ICPCHEM\1\7500\

ISTD Ref File : C:\ICPCHEM\1\DATA\16D24o00.B\004CALB.D\004CALB.D#

0 :Element Failures
0 :ISTD Failures
0 :Max. Number of Failures Allowed
0 :Max. Number of ISTD Failures Allowed

Sample QC Report

Data File: C:\ICPCHEM\1\DATA\16D24o00.B\039SMPL.D\039SMPL.D#
Date Acquired: Apr 24 2016 04:00 pm
Acq. Method: DW_AsPb.M
Operator:
Sample Name: 460-111633-A-13
Misc Info:
Vial Number: 2208
Current Method: C:\ICPCHEM\1\METHODS\DW_AsPb.M
Calibration File: C:\ICPCHEM\1\CALIB\DW_AsPb.C
Last Cal. Update: Apr 24 2016 02:31 pm
Sample Type: Sample
Dilution Factor: 1.00
Autodil Factor: Undiluted
Final Dil Factor: 1.00

Data Results:
Analytes: Pass
ISTD: Pass

QC Elements

Element	IS Ref	Tune	Corr Conc	Raw Conc	Units	RSD(%)	High Limit	Flag
75 As	74	1	0.16	0.16	ug/l	23.38	1800.00	
208 Pb	209	1	2.69	2.69	ug/l	2.19	1800.00	

ISTD Elements

Element	Tune	CPS Mean	RSD(%)	Ref Value	Rec(%)	QC Range(%)	Flag
74 Ge	1	492160	1.30	490611	100.3	60 - 125	
209 Bi	1	2007113	0.64	2146800	93.5	60 - 125	

Tune File# 1 c:\icpchem\1\7500\nogas.u
Tune File# 2 C:\ICPCHEM\1\7500\
Tune File# 3 C:\ICPCHEM\1\7500\

ISTD Ref File : C:\ICPCHEM\1\DATA\16D24o00.B\004CALB.D\004CALB.D#

0 :Element Failures
0 :ISTD Failures
0 :Max. Number of Failures Allowed
0 :Max. Number of ISTD Failures Allowed

Continuing Calibration Verification (CCV) QC Report

Data File: C:\ICPCHEM\1\DATA\16D24o00.B\040_CCV.D\040_CCV.D#
Date Acquired: Apr 24 2016 04:03 pm
Acq. Method: DW_AsPb.M
Operator:
Sample Name: CCV 4335932
Misc Info:
Vial Number: 1104
Current Method: C:\ICPCHEM\1\METHODS\DW_AsPb.M
Calibration File: C:\ICPCHEM\1\CALIB\DW_AsPb.C
Last Cal. Update: Apr 24 2016 02:31 pm
Sample Type: CCV
Prep Dil. Factor: 1.00
Autodil Factor: Undiluted
Final Dil Factor: 1.00

Data Results:
Analytes: Pass
ISTD: Pass

Analyte Elements

Element	IS Ref	Tune	Conc. ug/L	RSD(%)	Expected	Rec(%)	QC Range(%)	Flag
75 As	74	1	49.97	0.75	50	99.9	90 - 110	
208 Pb	209	1	49.39	2.45	50	98.8	90 - 110	

ISTD Elements

Element	Tune	CPS Mean	RSD(%)	Ref Value	Rec(%)	QC Range(%)	Flag
74 Ge	1	476810	1.82	490611	97.2	60 - 125	
209 Bi	1	2094079	0.92	2146800	97.5	60 - 125	

Tune File# 1 c:\icpchem\1\7500\nogas.u
Tune File# 2 C:\ICPCHEM\1\7500\
Tune File# 3 C:\ICPCHEM\1\7500\

ISTD Ref File : C:\ICPCHEM\1\DATA\16D24o00.B\004CALB.D\004CALB.D#

0 :Element Failures
0 :ISTD Failures
0 :Max. Number of Failures Allowed
0 :Max. Number of ISTD Failures Allowed

CCB QC Report

Data File: C:\ICPCHEM\1\DATA\16D24o00.B\041_CCB.D\041_CCB.D#
Date Acquired: Apr 24 2016 04:05 pm
Operator:
Sample Name: CCB
Misc Info:
Vial Number: 1101
Current Method: C:\ICPCHEM\1\METHODS\DW_AsPb.M
Calibration File: C:\ICPCHEM\1\CALIB\DW_AsPb.C
Last Cal Update: Apr 24 2016 02:31 pm
Sample Type: CCB
Total Dil Factor: 1.00

QC Elements

Element	Conc.	RSD(%)	High Limit	Flag
75 As	0.01 ug/l	680.30	1.00	
208 Pb	0.00 ug/l	60.13	2.50	

ISTD Elements

Element	CPS Mean	RSD(%)	Ref Value	Rec(%)	QC Range(%)	Flag
74 Ge	493285.88	2.83	490610.56	100.5	60 - 125	
209 Bi	2129430.30	0.91	2146799.50	99.2	60 - 125	

ISTD Ref File : C:\ICPCHEM\1\DATA\16D24o00.B\004CALB.D\004CALB.D#

0 :Element Failures 0 :Max. Number of Failures Allowed
0 :ISTD Failures 0 :Max. Number of ISTD Failures Allowed

Data Results:

Analytes: Pass
ISTD: Pass

Sample QC Report

Data File: C:\ICPCHEM\1\DATA\16D24o00.B\042SMPL.D\042SMPL.D#
Date Acquired: Apr 24 2016 04:08 pm
Acq. Method: DW_AsPb.M
Operator:
Sample Name: 460-111633-A-14
Misc Info:
Vial Number: 2209
Current Method: C:\ICPCHEM\1\METHODS\DW_AsPb.M
Calibration File: C:\ICPCHEM\1\CALIB\DW_AsPb.C
Last Cal. Update: Apr 24 2016 02:31 pm
Sample Type: Sample
Dilution Factor: 1.00
Autodil Factor: Undiluted
Final Dil Factor: 1.00

Data Results:
Analytes: Pass
ISTD: Pass

QC Elements

Element	IS Ref	Tune	Corr Conc	Raw Conc	Units	RSD(%)	High Limit	Flag
75 As	74	1	0.16	0.16	ug/l	22.64	1800.00	
208 Pb	209	1	0.04	0.04	ug/l	0.30	1800.00	

ISTD Elements

Element	Tune	CPS Mean	RSD(%)	Ref Value	Rec(%)	QC Range(%)	Flag
74 Ge	1	491332	2.99	490611	100.1	60 - 125	
209 Bi	1	2012991	1.68	2146800	93.8	60 - 125	

Tune File# 1 c:\icpchem\1\7500\nogas.u
Tune File# 2 C:\ICPCHEM\1\7500\
Tune File# 3 C:\ICPCHEM\1\7500\

ISTD Ref File : C:\ICPCHEM\1\DATA\16D24o00.B\004CALB.D\004CALB.D#

0 :Element Failures
0 :ISTD Failures
0 :Max. Number of Failures Allowed
0 :Max. Number of ISTD Failures Allowed

Sample QC Report

Data File: C:\ICPCHEM\1\DATA\16D24o00.B\043SMPL.D\043SMPL.D#
Date Acquired: Apr 24 2016 04:11 pm
Acq. Method: DW_AsPb.M
Operator:
Sample Name: 460-111633-A-15
Misc Info:
Vial Number: 2210
Current Method: C:\ICPCHEM\1\METHODS\DW_AsPb.M
Calibration File: C:\ICPCHEM\1\CALIB\DW_AsPb.C
Last Cal. Update: Apr 24 2016 02:31 pm
Sample Type: Sample
Dilution Factor: 1.00
Autodil Factor: Undiluted
Final Dil Factor: 1.00

Data Results:
Analytes: Pass
ISTD: Pass

QC Elements

Element	IS Ref	Tune	Corr Conc	Raw Conc	Units	RSD(%)	High Limit	Flag
75 As	74	1	0.14	0.14	ug/l	63.06	1800.00	
208 Pb	209	1	1.99	1.99	ug/l	3.46	1800.00	

ISTD Elements

Element	Tune	CPS Mean	RSD(%)	Ref Value	Rec(%)	QC Range(%)	Flag
74 Ge	1	489907	1.90	490611	99.9	60 - 125	
209 Bi	1	2016011	0.56	2146800	93.9	60 - 125	

Tune File# 1 c:\icpchem\1\7500\nogas.u
Tune File# 2 C:\ICPCHEM\1\7500\
Tune File# 3 C:\ICPCHEM\1\7500\

ISTD Ref File : C:\ICPCHEM\1\DATA\16D24o00.B\004CALB.D\004CALB.D#

0 :Element Failures
0 :ISTD Failures
0 :Max. Number of Failures Allowed
0 :Max. Number of ISTD Failures Allowed

Sample QC Report

Data File: C:\ICPCHEM\1\DATA\16D24o00.B\044SMPL.D\044SMPL.D#
Date Acquired: Apr 24 2016 04:14 pm
Acq. Method: DW_AsPb.M
Operator:
Sample Name: 460-111911-A-17
Misc Info:
Vial Number: 2211
Current Method: C:\ICPCHEM\1\METHODS\DW_AsPb.M
Calibration File: C:\ICPCHEM\1\CALIB\DW_AsPb.C
Last Cal. Update: Apr 24 2016 02:31 pm
Sample Type: Sample
Dilution Factor: 1.00
Autodil Factor: Undiluted
Final Dil Factor: 1.00

Data Results:
Analytes: Pass
ISTD: Pass

QC Elements

Element	IS Ref	Tune	Corr Conc	Raw Conc	Units	RSD(%)	High Limit	Flag
75 As	74	1	0.23	0.23	ug/l	20.89	1800.00	
208 Pb	209	1	0.48	0.48	ug/l	2.11	1800.00	

ISTD Elements

Element	Tune	CPS Mean	RSD(%)	Ref Value	Rec(%)	QC Range(%)	Flag
74 Ge	1	489079	3.00	490611	99.7	60 - 125	
209 Bi	1	1993461	1.21	2146800	92.9	60 - 125	

Tune File# 1 c:\icpchem\1\7500\nogas.u
Tune File# 2 C:\ICPCHEM\1\7500\
Tune File# 3 C:\ICPCHEM\1\7500\

ISTD Ref File : C:\ICPCHEM\1\DATA\16D24o00.B\004CALB.D\004CALB.D#

0 :Element Failures
0 :ISTD Failures
0 :Max. Number of Failures Allowed
0 :Max. Number of ISTD Failures Allowed

Sample QC Report

Data File: C:\ICPCHEM\1\DATA\16D24o00.B\045SMPL.D\045SMPL.D#
Date Acquired: Apr 24 2016 04:17 pm
Acq. Method: DW_AsPb.M
Operator:
Sample Name: 460-111911-A-18
Misc Info:
Vial Number: 2212
Current Method: C:\ICPCHEM\1\METHODS\DW_AsPb.M
Calibration File: C:\ICPCHEM\1\CALIB\DW_AsPb.C
Last Cal. Update: Apr 24 2016 02:31 pm
Sample Type: Sample
Dilution Factor: 1.00
Autodil Factor: Undiluted
Final Dil Factor: 1.00

Data Results:
Analytes: Pass
ISTD: Pass

QC Elements

Element	IS Ref	Tune	Corr Conc	Raw Conc	Units	RSD(%)	High Limit	Flag
75 As	74	1	0.15	0.15	ug/l	13.64	1800.00	
208 Pb	209	1	0.30	0.30	ug/l	2.20	1800.00	

ISTD Elements

Element	Tune	CPS Mean	RSD(%)	Ref Value	Rec(%)	QC Range(%)	Flag
74 Ge	1	489200	1.97	490611	99.7	60 - 125	
209 Bi	1	2000269	0.41	2146800	93.2	60 - 125	

Tune File# 1 c:\icpchem\1\7500\nogas.u
Tune File# 2 C:\ICPCHEM\1\7500\
Tune File# 3 C:\ICPCHEM\1\7500\

ISTD Ref File : C:\ICPCHEM\1\DATA\16D24o00.B\004CALB.D\004CALB.D#

0 :Element Failures
0 :ISTD Failures
0 :Max. Number of Failures Allowed
0 :Max. Number of ISTD Failures Allowed

Sample QC Report

Data File: C:\ICPCHEM\1\DATA\16D24o00.B\046SMPL.D\046SMPL.D#
Date Acquired: Apr 24 2016 04:20 pm
Acq. Method: DW_AsPb.M
Operator:
Sample Name: 460-111911-A-19
Misc Info:
Vial Number: 2301
Current Method: C:\ICPCHEM\1\METHODS\DW_AsPb.M
Calibration File: C:\ICPCHEM\1\CALIB\DW_AsPb.C
Last Cal. Update: Apr 24 2016 02:31 pm
Sample Type: Sample
Dilution Factor: 1.00
Autodil Factor: Undiluted
Final Dil Factor: 1.00

Data Results:
Analytes: Pass
ISTD: Pass

QC Elements

Element	IS Ref	Tune	Corr Conc	Raw Conc	Units	RSD(%)	High Limit	Flag
75 As	74	1	0.13	0.13	ug/l	18.66	1800.00	
208 Pb	209	1	2.43	2.43	ug/l	1.28	1800.00	

ISTD Elements

Element	Tune	CPS Mean	RSD(%)	Ref Value	Rec(%)	QC Range(%)	Flag
74 Ge	1	488504	1.73	490611	99.6	60 - 125	
209 Bi	1	2003865	0.61	2146800	93.3	60 - 125	

Tune File# 1 c:\icpchem\1\7500\nogas.u
Tune File# 2 C:\ICPCHEM\1\7500\
Tune File# 3 C:\ICPCHEM\1\7500\

ISTD Ref File : C:\ICPCHEM\1\DATA\16D24o00.B\004CALB.D\004CALB.D#

0 :Element Failures
0 :ISTD Failures
0 :Max. Number of Failures Allowed
0 :Max. Number of ISTD Failures Allowed

Sample QC Report

Data File: C:\ICPCHEM\1\DATA\16D24o00.B\047SMPL.D\047SMPL.D#
Date Acquired: Apr 24 2016 04:23 pm
Acq. Method: DW_AsPb.M
Operator:
Sample Name: 460-111911-A-20
Misc Info:
Vial Number: 2302
Current Method: C:\ICPCHEM\1\METHODS\DW_AsPb.M
Calibration File: C:\ICPCHEM\1\CALIB\DW_AsPb.C
Last Cal. Update: Apr 24 2016 02:31 pm
Sample Type: Sample
Dilution Factor: 1.00
Autodil Factor: Undiluted
Final Dil Factor: 1.00

Data Results:
Analytes: Pass
ISTD: Pass

QC Elements

Element	IS Ref	Tune	Corr Conc	Raw Conc	Units	RSD(%)	High Limit	Flag
75 As	74	1	0.11	0.11	ug/l	24.24	1800.00	
208 Pb	209	1	28.18	28.18	ug/l	2.92	1800.00	

ISTD Elements

Element	Tune	CPS Mean	RSD(%)	Ref Value	Rec(%)	QC Range(%)	Flag
74 Ge	1	481339	2.09	490611	98.1	60 - 125	
209 Bi	1	2005999	0.27	2146800	93.4	60 - 125	

Tune File# 1 c:\icpchem\1\7500\nogas.u
Tune File# 2 C:\ICPCHEM\1\7500\
Tune File# 3 C:\ICPCHEM\1\7500\

ISTD Ref File : C:\ICPCHEM\1\DATA\16D24o00.B\004CALB.D\004CALB.D#

0 :Element Failures
0 :ISTD Failures
0 :Max. Number of Failures Allowed
0 :Max. Number of ISTD Failures Allowed

Sample QC Report

Data File: C:\ICPCHEM\1\DATA\16D24o00.B\048SMPL.D\048SMPL.D#
Date Acquired: Apr 24 2016 04:25 pm
Acq. Method: DW_AsPb.M
Operator:
Sample Name: 460-111911-A-21
Misc Info:
Vial Number: 2303
Current Method: C:\ICPCHEM\1\METHODS\DW_AsPb.M
Calibration File: C:\ICPCHEM\1\CALIB\DW_AsPb.C
Last Cal. Update: Apr 24 2016 02:31 pm
Sample Type: Sample
Dilution Factor: 1.00
Autodil Factor: Undiluted
Final Dil Factor: 1.00

Data Results:
Analytes: Pass
ISTD: Pass

QC Elements

Element	IS Ref	Tune	Corr Conc	Raw Conc	Units	RSD(%)	High Limit	Flag
75 As	74	1	0.14	0.14	ug/l	81.42	1800.00	
208 Pb	209	1	1.44	1.44	ug/l	1.27	1800.00	

ISTD Elements

Element	Tune	CPS Mean	RSD(%)	Ref Value	Rec(%)	QC Range(%)	Flag
74 Ge	1	487300	2.83	490611	99.3	60 - 125	
209 Bi	1	2000358	1.41	2146800	93.2	60 - 125	

Tune File# 1 c:\icpchem\1\7500\nogas.u
Tune File# 2 C:\ICPCHEM\1\7500\
Tune File# 3 C:\ICPCHEM\1\7500\

ISTD Ref File : C:\ICPCHEM\1\DATA\16D24o00.B\004CALB.D\004CALB.D#

0 :Element Failures
0 :ISTD Failures
0 :Max. Number of Failures Allowed
0 :Max. Number of ISTD Failures Allowed

Continuing Calibration Verification (CCV) QC Report

Data File: C:\ICPCHEM\1\DATA\16D24o00.B\049_CCV.D\049_CCV.D#
Date Acquired: Apr 24 2016 04:28 pm
Acq. Method: DW_AsPb.M
Operator:
Sample Name: CCV 4335932
Misc Info:
Vial Number: 1104
Current Method: C:\ICPCHEM\1\METHODS\DW_AsPb.M
Calibration File: C:\ICPCHEM\1\CALIB\DW_AsPb.C
Last Cal. Update: Apr 24 2016 02:31 pm
Sample Type: CCV
Prep Dil. Factor: 1.00
Autodil Factor: Undiluted
Final Dil Factor: 1.00

Data Results:
Analytes: Pass
ISTD: Pass

Analyte Elements

Element	IS Ref	Tune	Conc. ug/L	RSD(%)	Expected	Rec(%)	QC Range(%)	Flag
75 As	74	1	49.50	0.70	50	99.0	90 - 110	
208 Pb	209	1	49.05	2.17	50	98.1	90 - 110	

ISTD Elements

Element	Tune	CPS Mean	RSD(%)	Ref Value	Rec(%)	QC Range(%)	Flag
74 Ge	1	478602	1.49	490611	97.6	60 - 125	
209 Bi	1	2074594	0.48	2146800	96.6	60 - 125	

Tune File# 1 c:\icpchem\1\7500\nogas.u
Tune File# 2 C:\ICPCHEM\1\7500\
Tune File# 3 C:\ICPCHEM\1\7500\

ISTD Ref File : C:\ICPCHEM\1\DATA\16D24o00.B\004CALB.D\004CALB.D#

0 :Element Failures
0 :ISTD Failures
0 :Max. Number of Failures Allowed
0 :Max. Number of ISTD Failures Allowed

CCB QC Report

Data File: C:\ICPCHEM\1\DATA\16D24o00.B\050_CCB.D\050_CCB.D#
Date Acquired: Apr 24 2016 04:31 pm
Operator:
Sample Name: CCB
Misc Info:
Vial Number: 1101
Current Method: C:\ICPCHEM\1\METHODS\DW_AsPb.M
Calibration File: C:\ICPCHEM\1\CALIB\DW_AsPb.C
Last Cal Update: Apr 24 2016 02:31 pm
Sample Type: CCB
Total Dil Factor: 1.00

QC Elements

Element	Conc.	RSD(%)	High Limit	Flag
75 As	-0.05 ug/l	125.74	1.00	
208 Pb	0.00 ug/l	555.31	2.50	

ISTD Elements

Element	CPS Mean	RSD(%)	Ref Value	Rec(%)	QC Range(%)	Flag
74 Ge	493940.47	2.11	490610.56	100.7	60 - 125	
209 Bi	2124699.30	1.04	2146799.50	99.0	60 - 125	

ISTD Ref File : C:\ICPCHEM\1\DATA\16D24o00.B\004CALB.D\004CALB.D#

0 :Element Failures 0 :Max. Number of Failures Allowed
0 :ISTD Failures 0 :Max. Number of ISTD Failures Allowed

Data Results:

Analytes: Pass
ISTD: Pass

CCB QC Report

Data File: C:\ICPCHEM\1\DATA\16D24o00.B\051_CCB.D\051_CCB.D#
Date Acquired: Apr 24 2016 04:34 pm
Operator:
Sample Name: MB
Misc Info:
Vial Number: 2401
Current Method: C:\ICPCHEM\1\METHODS\DW_AsPb.M
Calibration File: C:\ICPCHEM\1\CALIB\DW_AsPb.C
Last Cal Update: Apr 24 2016 02:31 pm
Sample Type: CCB
Total Dil Factor: 1.00

QC Elements

Element	Conc.	RSD(%)	High Limit	Flag
75 As	-0.01 ug/l	107.17	1.00	
208 Pb	0.03 ug/l	7.31	2.50	

ISTD Elements

Element	CPS Mean	RSD(%)	Ref Value	Rec(%)	QC Range(%)	Flag
74 Ge	495200.97	2.32	490610.56	100.9	60 - 125	
209 Bi	2129000.00	0.72	2146799.50	99.2	60 - 125	

ISTD Ref File : C:\ICPCHEM\1\DATA\16D24o00.B\004CALB.D\004CALB.D#

0 :Element Failures 0 :Max. Number of Failures Allowed
0 :ISTD Failures 0 :Max. Number of ISTD Failures Allowed

Data Results:

Analytes: Pass
ISTD: Pass

Sample QC Report

Data File: C:\ICPCHEM\1\DATA\16D24o00.B\052SMPL.D\052SMPL.D#
Date Acquired: Apr 24 2016 04:37 pm
Acq. Method: DW_AsPb.M
Operator:
Sample Name: LCS
Misc Info:
Vial Number: 2402
Current Method: C:\ICPCHEM\1\METHODS\DW_AsPb.M
Calibration File: C:\ICPCHEM\1\CALIB\DW_AsPb.C
Last Cal. Update: Apr 24 2016 02:31 pm
Sample Type: Sample
Dilution Factor: 1.00
Autodil Factor: Undiluted
Final Dil Factor: 1.00

Data Results:
Analytes: Pass
ISTD: Pass

QC Elements

Element	IS Ref	Tune	Corr Conc	Raw Conc	Units	RSD(%)	High Limit	Flag
75 As	74	1	8.33	8.33	ug/l	2.02	1800.00	
208 Pb	209	1	4.26	4.26	ug/l	1.16	1800.00	

ISTD Elements

Element	Tune	CPS Mean	RSD(%)	Ref Value	Rec(%)	QC Range(%)	Flag
74 Ge	1	496763	2.75	490611	101.3	60 - 125	
209 Bi	1	2127458	0.99	2146800	99.1	60 - 125	

Tune File# 1 c:\icpchem\1\7500\nogas.u
Tune File# 2 C:\ICPCHEM\1\7500\
Tune File# 3 C:\ICPCHEM\1\7500\

ISTD Ref File : C:\ICPCHEM\1\DATA\16D24o00.B\004CALB.D\004CALB.D#

0 :Element Failures
0 :ISTD Failures
0 :Max. Number of Failures Allowed
0 :Max. Number of ISTD Failures Allowed

Sample QC Report

Data File: C:\ICPCHEM\1\DATA\16D24o00.B\053SMPL.D\053SMPL.D#
Date Acquired: Apr 24 2016 04:40 pm
Acq. Method: DW_AsPb.M
Operator:
Sample Name: ms 460-111911-A-45
Misc Info:
Vial Number: 2403
Current Method: C:\ICPCHEM\1\METHODS\DW_AsPb.M
Calibration File: C:\ICPCHEM\1\CALIB\DW_AsPb.C
Last Cal. Update: Apr 24 2016 02:31 pm
Sample Type: Sample
Dilution Factor: 1.00
Autodil Factor: Undiluted
Final Dil Factor: 1.00

Data Results:
Analytes: Pass
ISTD: Pass

QC Elements

Element	IS Ref	Tune	Corr Conc	Raw Conc	Units	RSD(%)	High Limit	Flag
75 As	74	1	9.32	9.32	ug/l	0.74	1800.00	
208 Pb	209	1	4.88	4.88	ug/l	2.13	1800.00	

ISTD Elements

Element	Tune	CPS Mean	RSD(%)	Ref Value	Rec(%)	QC Range(%)	Flag
74 Ge	1	491777	3.42	490611	100.2	60 - 125	
209 Bi	1	2020513	0.98	2146800	94.1	60 - 125	

Tune File# 1 c:\icpchem\1\7500\nogas.u
Tune File# 2 C:\ICPCHEM\1\7500\
Tune File# 3 C:\ICPCHEM\1\7500\

ISTD Ref File : C:\ICPCHEM\1\DATA\16D24o00.B\004CALB.D\004CALB.D#

0 :Element Failures
0 :ISTD Failures
0 :Max. Number of Failures Allowed
0 :Max. Number of ISTD Failures Allowed

Sample QC Report

Data File: C:\ICPCHEM\1\DATA\16D24o00.B\054SMPL.D\054SMPL.D#
Date Acquired: Apr 24 2016 04:43 pm
Acq. Method: DW_AsPb.M
Operator:
Sample Name: du 460-111911-A-45
Misc Info:
Vial Number: 2404
Current Method: C:\ICPCHEM\1\METHODS\DW_AsPb.M
Calibration File: C:\ICPCHEM\1\CALIB\DW_AsPb.C
Last Cal. Update: Apr 24 2016 02:31 pm
Sample Type: Sample
Dilution Factor: 1.00
Autodil Factor: Undiluted
Final Dil Factor: 1.00

Data Results:
Analytes: Pass
ISTD: Pass

QC Elements

Element	IS Ref	Tune	Corr Conc	Raw Conc	Units	RSD(%)	High Limit	Flag
75 As	74	1	0.19	0.19	ug/l	25.76	1800.00	
208 Pb	209	1	0.32	0.32	ug/l	3.76	1800.00	

ISTD Elements

Element	Tune	CPS Mean	RSD(%)	Ref Value	Rec(%)	QC Range(%)	Flag
74 Ge	1	495410	1.93	490611	101.0	60 - 125	
209 Bi	1	2024733	1.28	2146800	94.3	60 - 125	

Tune File# 1 c:\icpchem\1\7500\nogas.u
Tune File# 2 C:\ICPCHEM\1\7500\
Tune File# 3 C:\ICPCHEM\1\7500\

ISTD Ref File : C:\ICPCHEM\1\DATA\16D24o00.B\004CALB.D\004CALB.D#

0 :Element Failures
0 :ISTD Failures
0 :Max. Number of Failures Allowed
0 :Max. Number of ISTD Failures Allowed

Sample QC Report

Data File: C:\ICPCHEM\1\DATA\16D24o00.B\055SMPL.D\055SMPL.D#
Date Acquired: Apr 24 2016 04:45 pm
Acq. Method: DW_AsPb.M
Operator:
Sample Name: 460-111911-A-45
Misc Info:
Vial Number: 2405
Current Method: C:\ICPCHEM\1\METHODS\DW_AsPb.M
Calibration File: C:\ICPCHEM\1\CALIB\DW_AsPb.C
Last Cal. Update: Apr 24 2016 02:31 pm
Sample Type: Sample
Dilution Factor: 1.00
Autodil Factor: Undiluted
Final Dil Factor: 1.00

Data Results:
Analytes: Pass
ISTD: Pass

QC Elements

Element	IS Ref	Tune	Corr Conc	Raw Conc	Units	RSD(%)	High Limit	Flag
75 As	74	1	0.13	0.13	ug/l	78.11	1800.00	
208 Pb	209	1	0.32	0.32	ug/l	2.93	1800.00	

ISTD Elements

Element	Tune	CPS Mean	RSD(%)	Ref Value	Rec(%)	QC Range(%)	Flag
74 Ge	1	492389	1.53	490611	100.4	60 - 125	
209 Bi	1	2006154	1.04	2146800	93.4	60 - 125	

Tune File# 1 c:\icpchem\1\7500\nogas.u
Tune File# 2 C:\ICPCHEM\1\7500\
Tune File# 3 C:\ICPCHEM\1\7500\

ISTD Ref File : C:\ICPCHEM\1\DATA\16D24o00.B\004CALB.D\004CALB.D#

0 :Element Failures
0 :ISTD Failures
0 :Max. Number of Failures Allowed
0 :Max. Number of ISTD Failures Allowed

Sample QC Report

Data File: C:\ICPCHEM\1\DATA\16D24o00.B\056SMPL.D\056SMPL.D#
Date Acquired: Apr 24 2016 04:48 pm
Acq. Method: DW_AsPb.M
Operator:
Sample Name: sd 460-111911-A-45@5
Misc Info:
Vial Number: 2406
Current Method: C:\ICPCHEM\1\METHODS\DW_AsPb.M
Calibration File: C:\ICPCHEM\1\CALIB\DW_AsPb.C
Last Cal. Update: Apr 24 2016 02:31 pm
Sample Type: Sample
Dilution Factor: 5.00
Autodil Factor: Undiluted
Final Dil Factor: 5.00

Data Results:
Analytes: Pass
ISTD: Pass

QC Elements

Element	IS Ref	Tune	Corr Conc	Raw Conc	Units	RSD(%)	High Limit	Flag
75 As	74	1	-0.24	-0.05	ug/l	82.08	1800.00	
208 Pb	209	1	0.30	0.06	ug/l	7.42	1800.00	

ISTD Elements

Element	Tune	CPS Mean	RSD(%)	Ref Value	Rec(%)	QC Range(%)	Flag
74 Ge	1	500811	3.29	490611	102.1	60 - 125	
209 Bi	1	2119024	1.44	2146800	98.7	60 - 125	

Tune File# 1 c:\icpchem\1\7500\nogas.u
Tune File# 2 C:\ICPCHEM\1\7500\
Tune File# 3 C:\ICPCHEM\1\7500\

ISTD Ref File : C:\ICPCHEM\1\DATA\16D24o00.B\004CALB.D\004CALB.D#

0 :Element Failures
0 :ISTD Failures
0 :Max. Number of Failures Allowed
0 :Max. Number of ISTD Failures Allowed

Sample QC Report

Data File: C:\ICPCHEM\1\DATA\16D24o00.B\057SMPL.D\057SMPL.D#
Date Acquired: Apr 24 2016 04:51 pm
Acq. Method: DW_AsPb.M
Operator:
Sample Name: 460-111911-A-46
Misc Info:
Vial Number: 2407
Current Method: C:\ICPCHEM\1\METHODS\DW_AsPb.M
Calibration File: C:\ICPCHEM\1\CALIB\DW_AsPb.C
Last Cal. Update: Apr 24 2016 02:31 pm
Sample Type: Sample
Dilution Factor: 1.00
Autodil Factor: Undiluted
Final Dil Factor: 1.00

Data Results:
Analytes: Pass
ISTD: Pass

QC Elements

Element	IS Ref	Tune	Corr Conc	Raw Conc	Units	RSD(%)	High Limit	Flag
75 As	74	1	-0.08	-0.08	ug/l	36.62	1800.00	
208 Pb	209	1	0.00	0.00	ug/l	59.41	1800.00	

ISTD Elements

Element	Tune	CPS Mean	RSD(%)	Ref Value	Rec(%)	QC Range(%)	Flag
74 Ge	1	505974	2.29	490611	103.1	60 - 125	
209 Bi	1	2170603	0.50	2146800	101.1	60 - 125	

Tune File# 1 c:\icpchem\1\7500\nogas.u
Tune File# 2 C:\ICPCHEM\1\7500\
Tune File# 3 C:\ICPCHEM\1\7500\

ISTD Ref File : C:\ICPCHEM\1\DATA\16D24o00.B\004CALB.D\004CALB.D#

0 :Element Failures
0 :ISTD Failures
0 :Max. Number of Failures Allowed
0 :Max. Number of ISTD Failures Allowed

Sample QC Report

Data File: C:\ICPCHEM\1\DATA\16D24o00.B\058SMPL.D\058SMPL.D#
Date Acquired: Apr 24 2016 04:54 pm
Acq. Method: DW_AsPb.M
Operator:
Sample Name: 460-111911-A-47
Misc Info:
Vial Number: 2408
Current Method: C:\ICPCHEM\1\METHODS\DW_AsPb.M
Calibration File: C:\ICPCHEM\1\CALIB\DW_AsPb.C
Last Cal. Update: Apr 24 2016 02:31 pm
Sample Type: Sample
Dilution Factor: 1.00
Autodil Factor: Undiluted
Final Dil Factor: 1.00

Data Results:
Analytes: Pass
ISTD: Pass

QC Elements

Element	IS Ref	Tune	Corr Conc	Raw Conc	Units	RSD(%)	High Limit	Flag
75 As	74	1	0.16	0.16	ug/l	20.40	1800.00	
208 Pb	209	1	0.25	0.25	ug/l	4.50	1800.00	

ISTD Elements

Element	Tune	CPS Mean	RSD(%)	Ref Value	Rec(%)	QC Range(%)	Flag
74 Ge	1	492955	2.46	490611	100.5	60 - 125	
209 Bi	1	2026451	0.62	2146800	94.4	60 - 125	

Tune File# 1 c:\icpchem\1\7500\nogas.u
Tune File# 2 C:\ICPCHEM\1\7500\
Tune File# 3 C:\ICPCHEM\1\7500\

ISTD Ref File : C:\ICPCHEM\1\DATA\16D24o00.B\004CALB.D\004CALB.D#

0 :Element Failures
0 :ISTD Failures
0 :Max. Number of Failures Allowed
0 :Max. Number of ISTD Failures Allowed

Sample QC Report

Data File: C:\ICPCHEM\1\DATA\16D24o00.B\059SMPL.D\059SMPL.D#
Date Acquired: Apr 24 2016 04:57 pm
Acq. Method: DW_AsPb.M
Operator:
Sample Name: ms 460-111911-A-47
Misc Info:
Vial Number: 2409
Current Method: C:\ICPCHEM\1\METHODS\DW_AsPb.M
Calibration File: C:\ICPCHEM\1\CALIB\DW_AsPb.C
Last Cal. Update: Apr 24 2016 02:31 pm
Sample Type: Sample
Dilution Factor: 1.00
Autodil Factor: Undiluted
Final Dil Factor: 1.00

Data Results:
Analytes: Pass
ISTD: Pass

QC Elements

Element	IS Ref	Tune	Corr Conc	Raw Conc	Units	RSD(%)	High Limit	Flag
75 As	74	1	9.40	9.40	ug/l	2.16	1800.00	
208 Pb	209	1	4.78	4.78	ug/l	1.97	1800.00	

ISTD Elements

Element	Tune	CPS Mean	RSD(%)	Ref Value	Rec(%)	QC Range(%)	Flag
74 Ge	1	491172	3.46	490611	100.1	60 - 125	
209 Bi	1	2024736	1.53	2146800	94.3	60 - 125	

Tune File# 1 c:\icpchem\1\7500\nogas.u
Tune File# 2 C:\ICPCHEM\1\7500\
Tune File# 3 C:\ICPCHEM\1\7500\

ISTD Ref File : C:\ICPCHEM\1\DATA\16D24o00.B\004CALB.D\004CALB.D#

0 :Element Failures
0 :ISTD Failures
0 :Max. Number of Failures Allowed
0 :Max. Number of ISTD Failures Allowed

Sample QC Report

Data File: C:\ICPCHEM\1\DATA\16D24o00.B\060SMPL.D\060SMPL.D#
Date Acquired: Apr 24 2016 05:00 pm
Acq. Method: DW_AsPb.M
Operator:
Sample Name: 460-111911-A-22
Misc Info:
Vial Number: 2410
Current Method: C:\ICPCHEM\1\METHODS\DW_AsPb.M
Calibration File: C:\ICPCHEM\1\CALIB\DW_AsPb.C
Last Cal. Update: Apr 24 2016 02:31 pm
Sample Type: Sample
Dilution Factor: 1.00
Autodil Factor: Undiluted
Final Dil Factor: 1.00

Data Results:
Analytes: Pass
ISTD: Pass

QC Elements

Element	IS Ref	Tune	Corr Conc	Raw Conc	Units	RSD(%)	High Limit	Flag
75 As	74	1	0.15	0.15	ug/l	21.11	1800.00	
208 Pb	209	1	5.25	5.25	ug/l	3.41	1800.00	

ISTD Elements

Element	Tune	CPS Mean	RSD(%)	Ref Value	Rec(%)	QC Range(%)	Flag
74 Ge	1	492921	2.22	490611	100.5	60 - 125	
209 Bi	1	2041303	0.87	2146800	95.1	60 - 125	

Tune File# 1 c:\icpchem\1\7500\nogas.u
Tune File# 2 C:\ICPCHEM\1\7500\
Tune File# 3 C:\ICPCHEM\1\7500\

ISTD Ref File : C:\ICPCHEM\1\DATA\16D24o00.B\004CALB.D\004CALB.D#

0 :Element Failures
0 :ISTD Failures
0 :Max. Number of Failures Allowed
0 :Max. Number of ISTD Failures Allowed

Continuing Calibration Verification (CCV) QC Report

Data File: C:\ICPCHEM\1\DATA\16D24o00.B\061_CCV.D\061_CCV.D#
Date Acquired: Apr 24 2016 05:03 pm
Acq. Method: DW_AsPb.M
Operator:
Sample Name: CCV 4335932
Misc Info:
Vial Number: 1104
Current Method: C:\ICPCHEM\1\METHODS\DW_AsPb.M
Calibration File: C:\ICPCHEM\1\CALIB\DW_AsPb.C
Last Cal. Update: Apr 24 2016 02:31 pm
Sample Type: CCV
Prep Dil. Factor: 1.00
Autodil Factor: Undiluted
Final Dil Factor: 1.00

Data Results:
Analytes: Pass
ISTD: Pass

Analyte Elements

Element	IS Ref	Tune	Conc. ug/L	RSD(%)	Expected	Rec(%)	QC Range(%)	Flag
75 As	74	1	49.55	0.92	50	99.1	90 - 110	
208 Pb	209	1	48.89	2.66	50	97.8	90 - 110	

ISTD Elements

Element	Tune	CPS Mean	RSD(%)	Ref Value	Rec(%)	QC Range(%)	Flag
74 Ge	1	479445	1.91	490611	97.7	60 - 125	
209 Bi	1	2095118	0.81	2146800	97.6	60 - 125	

Tune File# 1 c:\icpchem\1\7500\nogas.u
Tune File# 2 C:\ICPCHEM\1\7500\
Tune File# 3 C:\ICPCHEM\1\7500\

ISTD Ref File : C:\ICPCHEM\1\DATA\16D24o00.B\004CALB.D\004CALB.D#

0 :Element Failures
0 :ISTD Failures
0 :Max. Number of Failures Allowed
0 :Max. Number of ISTD Failures Allowed

CCB QC Report

Data File: C:\ICPCHEM\1\DATA\16D24o00.B\062_CCB.D\062_CCB.D#
Date Acquired: Apr 24 2016 05:05 pm
Operator:
Sample Name: CCB
Misc Info:
Vial Number: 1101
Current Method: C:\ICPCHEM\1\METHODS\DW_AsPb.M
Calibration File: C:\ICPCHEM\1\CALIB\DW_AsPb.C
Last Cal Update: Apr 24 2016 02:31 pm
Sample Type: CCB
Total Dil Factor: 1.00

QC Elements

Element	Conc.	RSD(%)	High Limit	Flag
75 As	-0.05 ug/l	121.44	1.00	
208 Pb	0.00 ug/l	33.76	2.50	

ISTD Elements

Element	CPS Mean	RSD(%)	Ref Value	Rec(%)	QC Range(%)	Flag
74 Ge	497327.19	2.63	490610.56	101.4	60 - 125	
209 Bi	2148715.50	1.23	2146799.50	100.1	60 - 125	

ISTD Ref File : C:\ICPCHEM\1\DATA\16D24o00.B\004CALB.D\004CALB.D#

0 :Element Failures 0 :Max. Number of Failures Allowed
0 :ISTD Failures 0 :Max. Number of ISTD Failures Allowed

Data Results:

Analytes: Pass
ISTD: Pass

Sample QC Report

Data File: C:\ICPCHEM\1\DATA\16D24o00.B\063SMPL.D\063SMPL.D#
Date Acquired: Apr 24 2016 05:08 pm
Acq. Method: DW_AsPb.M
Operator:
Sample Name: 460-111911-A-23
Misc Info:
Vial Number: 2411
Current Method: C:\ICPCHEM\1\METHODS\DW_AsPb.M
Calibration File: C:\ICPCHEM\1\CALIB\DW_AsPb.C
Last Cal. Update: Apr 24 2016 02:31 pm
Sample Type: Sample
Dilution Factor: 1.00
Autodil Factor: Undiluted
Final Dil Factor: 1.00

Data Results:
Analytes: Pass
ISTD: Pass

QC Elements

Element	IS Ref	Tune	Corr Conc	Raw Conc	Units	RSD(%)	High Limit	Flag
75 As	74	1	0.16	0.16	ug/l	17.15	1800.00	
208 Pb	209	1	1.12	1.12	ug/l	2.24	1800.00	

ISTD Elements

Element	Tune	CPS Mean	RSD(%)	Ref Value	Rec(%)	QC Range(%)	Flag
74 Ge	1	492963	3.22	490611	100.5	60 - 125	
209 Bi	1	2026584	1.72	2146800	94.4	60 - 125	

Tune File# 1 c:\icpchem\1\7500\nogas.u
Tune File# 2 C:\ICPCHEM\1\7500\
Tune File# 3 C:\ICPCHEM\1\7500\

ISTD Ref File : C:\ICPCHEM\1\DATA\16D24o00.B\004CALB.D\004CALB.D#

0 :Element Failures
0 :ISTD Failures
0 :Max. Number of Failures Allowed
0 :Max. Number of ISTD Failures Allowed

Sample QC Report

Data File: C:\ICPCHEM\1\DATA\16D24o00.B\064SMPL.D\064SMPL.D#
Date Acquired: Apr 24 2016 05:11 pm
Acq. Method: DW_AsPb.M
Operator:
Sample Name: 460-111911-A-24
Misc Info:
Vial Number: 2412
Current Method: C:\ICPCHEM\1\METHODS\DW_AsPb.M
Calibration File: C:\ICPCHEM\1\CALIB\DW_AsPb.C
Last Cal. Update: Apr 24 2016 02:31 pm
Sample Type: Sample
Dilution Factor: 1.00
Autodil Factor: Undiluted
Final Dil Factor: 1.00

Data Results:
Analytes: Pass
ISTD: Pass

QC Elements

Element	IS Ref	Tune	Corr Conc	Raw Conc	Units	RSD(%)	High Limit	Flag
75 As	74	1	0.17	0.17	ug/l	32.29	1800.00	
208 Pb	209	1	30.97	30.97	ug/l	2.86	1800.00	

ISTD Elements

Element	Tune	CPS Mean	RSD(%)	Ref Value	Rec(%)	QC Range(%)	Flag
74 Ge	1	486192	1.72	490611	99.1	60 - 125	
209 Bi	1	2026685	0.18	2146800	94.4	60 - 125	

Tune File# 1 c:\icpchem\1\7500\nogas.u
Tune File# 2 C:\ICPCHEM\1\7500\
Tune File# 3 C:\ICPCHEM\1\7500\

ISTD Ref File : C:\ICPCHEM\1\DATA\16D24o00.B\004CALB.D\004CALB.D#

0 :Element Failures
0 :ISTD Failures
0 :Max. Number of Failures Allowed
0 :Max. Number of ISTD Failures Allowed

Sample QC Report

Data File: C:\ICPCHEM\1\DATA\16D24o00.B\065SMPL.D\065SMPL.D#
Date Acquired: Apr 24 2016 05:14 pm
Acq. Method: DW_AsPb.M
Operator:
Sample Name: 460-111911-A-25
Misc Info:
Vial Number: 2501
Current Method: C:\ICPCHEM\1\METHODS\DW_AsPb.M
Calibration File: C:\ICPCHEM\1\CALIB\DW_AsPb.C
Last Cal. Update: Apr 24 2016 02:31 pm
Sample Type: Sample
Dilution Factor: 1.00
Autodil Factor: Undiluted
Final Dil Factor: 1.00

Data Results:
Analytes: Pass
ISTD: Pass

QC Elements

Element	IS Ref	Tune	Corr Conc	Raw Conc	Units	RSD(%)	High Limit	Flag
75 As	74	1	-0.02	-0.02	ug/l	186.76	1800.00	
208 Pb	209	1	0.00	0.00	ug/l	567.76	1800.00	

ISTD Elements

Element	Tune	CPS Mean	RSD(%)	Ref Value	Rec(%)	QC Range(%)	Flag
74 Ge	1	504457	2.47	490611	102.8	60 - 125	
209 Bi	1	2104184	1.35	2146800	98.0	60 - 125	

Tune File# 1 c:\icpchem\1\7500\nogas.u
Tune File# 2 C:\ICPCHEM\1\7500\
Tune File# 3 C:\ICPCHEM\1\7500\

ISTD Ref File : C:\ICPCHEM\1\DATA\16D24o00.B\004CALB.D\004CALB.D#

0 :Element Failures
0 :ISTD Failures
0 :Max. Number of Failures Allowed
0 :Max. Number of ISTD Failures Allowed

Sample QC Report

Data File: C:\ICPCHEM\1\DATA\16D24o00.B\066SMPL.D\066SMPL.D#
Date Acquired: Apr 24 2016 05:17 pm
Acq. Method: DW_AsPb.M
Operator:
Sample Name: 460-111911-A-26
Misc Info:
Vial Number: 2502
Current Method: C:\ICPCHEM\1\METHODS\DW_AsPb.M
Calibration File: C:\ICPCHEM\1\CALIB\DW_AsPb.C
Last Cal. Update: Apr 24 2016 02:31 pm
Sample Type: Sample
Dilution Factor: 1.00
Autodil Factor: Undiluted
Final Dil Factor: 1.00

Data Results:
Analytes: Pass
ISTD: Pass

QC Elements

Element	IS Ref	Tune	Corr Conc	Raw Conc	Units	RSD(%)	High Limit	Flag
75 As	74	1	0.18	0.18	ug/l	82.18	1800.00	
208 Pb	209	1	2.48	2.48	ug/l	0.96	1800.00	

ISTD Elements

Element	Tune	CPS Mean	RSD(%)	Ref Value	Rec(%)	QC Range(%)	Flag
74 Ge	1	489546	3.09	490611	99.8	60 - 125	
209 Bi	1	2017886	1.93	2146800	94.0	60 - 125	

Tune File# 1 c:\icpchem\1\7500\nogas.u
Tune File# 2 C:\ICPCHEM\1\7500\
Tune File# 3 C:\ICPCHEM\1\7500\

ISTD Ref File : C:\ICPCHEM\1\DATA\16D24o00.B\004CALB.D\004CALB.D#

0 :Element Failures
0 :ISTD Failures
0 :Max. Number of Failures Allowed
0 :Max. Number of ISTD Failures Allowed

Sample QC Report

Data File: C:\ICPCHEM\1\DATA\16D24o00.B\067SMPL.D\067SMPL.D#
Date Acquired: Apr 24 2016 05:20 pm
Acq. Method: DW_AsPb.M
Operator:
Sample Name: 460-111911-A-27
Misc Info:
Vial Number: 2503
Current Method: C:\ICPCHEM\1\METHODS\DW_AsPb.M
Calibration File: C:\ICPCHEM\1\CALIB\DW_AsPb.C
Last Cal. Update: Apr 24 2016 02:31 pm
Sample Type: Sample
Dilution Factor: 1.00
Autodil Factor: Undiluted
Final Dil Factor: 1.00

Data Results:
Analytes: Pass
ISTD: Pass

QC Elements

Element	IS Ref	Tune	Corr Conc	Raw Conc	Units	RSD(%)	High Limit	Flag
75 As	74	1	0.16	0.16	ug/l	21.98	1800.00	
208 Pb	209	1	2.22	2.22	ug/l	3.25	1800.00	

ISTD Elements

Element	Tune	CPS Mean	RSD(%)	Ref Value	Rec(%)	QC Range(%)	Flag
74 Ge	1	489813	1.53	490611	99.8	60 - 125	
209 Bi	1	2006332	1.42	2146800	93.5	60 - 125	

Tune File# 1 c:\icpchem\1\7500\nogas.u
Tune File# 2 C:\ICPCHEM\1\7500\
Tune File# 3 C:\ICPCHEM\1\7500\

ISTD Ref File : C:\ICPCHEM\1\DATA\16D24o00.B\004CALB.D\004CALB.D#

0 :Element Failures
0 :ISTD Failures
0 :Max. Number of Failures Allowed
0 :Max. Number of ISTD Failures Allowed

Sample QC Report

Data File: C:\ICPCHEM\1\DATA\16D24o00.B\068SMPL.D\068SMPL.D#
Date Acquired: Apr 24 2016 05:23 pm
Acq. Method: DW_AsPb.M
Operator:
Sample Name: 460-111911-A-28
Misc Info:
Vial Number: 2504
Current Method: C:\ICPCHEM\1\METHODS\DW_AsPb.M
Calibration File: C:\ICPCHEM\1\CALIB\DW_AsPb.C
Last Cal. Update: Apr 24 2016 02:31 pm
Sample Type: Sample
Dilution Factor: 1.00
Autodil Factor: Undiluted
Final Dil Factor: 1.00

Data Results:
Analytes: Pass
ISTD: Pass

QC Elements

Element	IS Ref	Tune	Corr Conc	Raw Conc	Units	RSD(%)	High Limit	Flag
75 As	74	1	0.19	0.19	ug/l	38.96	1800.00	
208 Pb	209	1	4.07	4.07	ug/l	2.45	1800.00	

ISTD Elements

Element	Tune	CPS Mean	RSD(%)	Ref Value	Rec(%)	QC Range(%)	Flag
74 Ge	1	492179	2.04	490611	100.3	60 - 125	
209 Bi	1	2017254	0.89	2146800	94.0	60 - 125	

Tune File# 1 c:\icpchem\1\7500\nogas.u
Tune File# 2 C:\ICPCHEM\1\7500\
Tune File# 3 C:\ICPCHEM\1\7500\

ISTD Ref File : C:\ICPCHEM\1\DATA\16D24o00.B\004CALB.D\004CALB.D#

0 :Element Failures
0 :ISTD Failures
0 :Max. Number of Failures Allowed
0 :Max. Number of ISTD Failures Allowed

Sample QC Report

Data File: C:\ICPCHEM\1\DATA\16D24o00.B\069SMPL.D\069SMPL.D#
Date Acquired: Apr 24 2016 05:25 pm
Acq. Method: DW_AsPb.M
Operator:
Sample Name: 460-111911-A-29
Misc Info:
Vial Number: 2505
Current Method: C:\ICPCHEM\1\METHODS\DW_AsPb.M
Calibration File: C:\ICPCHEM\1\CALIB\DW_AsPb.C
Last Cal. Update: Apr 24 2016 02:31 pm
Sample Type: Sample
Dilution Factor: 1.00
Autodil Factor: Undiluted
Final Dil Factor: 1.00

Data Results:
Analytes: Pass
ISTD: Pass

QC Elements

Element	IS Ref	Tune	Corr Conc	Raw Conc	Units	RSD(%)	High Limit	Flag
75 As	74	1	0.10	0.10	ug/l	35.19	1800.00	
208 Pb	209	1	2.10	2.10	ug/l	1.01	1800.00	

ISTD Elements

Element	Tune	CPS Mean	RSD(%)	Ref Value	Rec(%)	QC Range(%)	Flag
74 Ge	1	502608	2.99	490611	102.4	60 - 125	
209 Bi	1	2055989	1.53	2146800	95.8	60 - 125	

Tune File# 1 c:\icpchem\1\7500\nogas.u
Tune File# 2 C:\ICPCHEM\1\7500\
Tune File# 3 C:\ICPCHEM\1\7500\

ISTD Ref File : C:\ICPCHEM\1\DATA\16D24o00.B\004CALB.D\004CALB.D#

0 :Element Failures
0 :ISTD Failures
0 :Max. Number of Failures Allowed
0 :Max. Number of ISTD Failures Allowed

Sample QC Report

Data File: C:\ICPCHEM\1\DATA\16D24o00.B\070SMPL.D\070SMPL.D#
Date Acquired: Apr 24 2016 05:28 pm
Acq. Method: DW_AsPb.M
Operator:
Sample Name: 460-111911-A-30
Misc Info:
Vial Number: 2506
Current Method: C:\ICPCHEM\1\METHODS\DW_AsPb.M
Calibration File: C:\ICPCHEM\1\CALIB\DW_AsPb.C
Last Cal. Update: Apr 24 2016 02:31 pm
Sample Type: Sample
Dilution Factor: 1.00
Autodil Factor: Undiluted
Final Dil Factor: 1.00

Data Results:
Analytes: Pass
ISTD: Pass

QC Elements

Element	IS Ref	Tune	Corr Conc	Raw Conc	Units	RSD(%)	High Limit	Flag
75 As	74	1	0.12	0.12	ug/l	35.54	1800.00	
208 Pb	209	1	1.04	1.04	ug/l	4.12	1800.00	

ISTD Elements

Element	Tune	CPS Mean	RSD(%)	Ref Value	Rec(%)	QC Range(%)	Flag
74 Ge	1	491795	3.18	490611	100.2	60 - 125	
209 Bi	1	2035067	1.72	2146800	94.8	60 - 125	

Tune File# 1 c:\icpchem\1\7500\nogas.u
Tune File# 2 C:\ICPCHEM\1\7500\
Tune File# 3 C:\ICPCHEM\1\7500\

ISTD Ref File : C:\ICPCHEM\1\DATA\16D24o00.B\004CALB.D\004CALB.D#

0 :Element Failures
0 :ISTD Failures
0 :Max. Number of Failures Allowed
0 :Max. Number of ISTD Failures Allowed

Sample QC Report

Data File: C:\ICPCHEM\1\DATA\16D24o00.B\071SMPL.D\071SMPL.D#
Date Acquired: Apr 24 2016 05:31 pm
Acq. Method: DW_AsPb.M
Operator:
Sample Name: 460-111911-A-31
Misc Info:
Vial Number: 2507
Current Method: C:\ICPCHEM\1\METHODS\DW_AsPb.M
Calibration File: C:\ICPCHEM\1\CALIB\DW_AsPb.C
Last Cal. Update: Apr 24 2016 02:31 pm
Sample Type: Sample
Dilution Factor: 1.00
Autodil Factor: Undiluted
Final Dil Factor: 1.00

Data Results:
Analytes: Pass
ISTD: Pass

QC Elements

Element	IS Ref	Tune	Corr Conc	Raw Conc	Units	RSD(%)	High Limit	Flag
75 As	74	1	0.15	0.15	ug/l	52.29	1800.00	
208 Pb	209	1	7.16	7.16	ug/l	2.77	1800.00	

ISTD Elements

Element	Tune	CPS Mean	RSD(%)	Ref Value	Rec(%)	QC Range(%)	Flag
74 Ge	1	486324	1.84	490611	99.1	60 - 125	
209 Bi	1	2011385	0.22	2146800	93.7	60 - 125	

Tune File# 1 c:\icpchem\1\7500\nogas.u
Tune File# 2 C:\ICPCHEM\1\7500\
Tune File# 3 C:\ICPCHEM\1\7500\

ISTD Ref File : C:\ICPCHEM\1\DATA\16D24o00.B\004CALB.D\004CALB.D#

0 :Element Failures
0 :ISTD Failures
0 :Max. Number of Failures Allowed
0 :Max. Number of ISTD Failures Allowed

Sample QC Report

Data File: C:\ICPCHEM\1\DATA\16D24o00.B\072SMPL.D\072SMPL.D#
Date Acquired: Apr 24 2016 05:34 pm
Acq. Method: DW_AsPb.M
Operator:
Sample Name: 460-111911-A-32
Misc Info:
Vial Number: 2508
Current Method: C:\ICPCHEM\1\METHODS\DW_AsPb.M
Calibration File: C:\ICPCHEM\1\CALIB\DW_AsPb.C
Last Cal. Update: Apr 24 2016 02:31 pm
Sample Type: Sample
Dilution Factor: 1.00
Autodil Factor: Undiluted
Final Dil Factor: 1.00

Data Results:
Analytes: Pass
ISTD: Pass

QC Elements

Element	IS Ref	Tune	Corr Conc	Raw Conc	Units	RSD(%)	High Limit	Flag
75 As	74	1	0.22	0.22	ug/l	14.31	1800.00	
208 Pb	209	1	4.15	4.15	ug/l	1.17	1800.00	

ISTD Elements

Element	Tune	CPS Mean	RSD(%)	Ref Value	Rec(%)	QC Range(%)	Flag
74 Ge	1	487705	2.92	490611	99.4	60 - 125	
209 Bi	1	1999094	1.79	2146800	93.1	60 - 125	

Tune File# 1 c:\icpchem\1\7500\nogas.u
Tune File# 2 C:\ICPCHEM\1\7500\
Tune File# 3 C:\ICPCHEM\1\7500\

ISTD Ref File : C:\ICPCHEM\1\DATA\16D24o00.B\004CALB.D\004CALB.D#

0 :Element Failures
0 :ISTD Failures
0 :Max. Number of Failures Allowed
0 :Max. Number of ISTD Failures Allowed

Continuing Calibration Verification (CCV) QC Report

Data File: C:\ICPCHEM\1\DATA\16D24o00.B\073_CCV.D\073_CCV.D#
Date Acquired: Apr 24 2016 05:37 pm
Acq. Method: DW_AsPb.M
Operator:
Sample Name: CCV 4335932
Misc Info:
Vial Number: 1104
Current Method: C:\ICPCHEM\1\METHODS\DW_AsPb.M
Calibration File: C:\ICPCHEM\1\CALIB\DW_AsPb.C
Last Cal. Update: Apr 24 2016 02:31 pm
Sample Type: CCV
Prep Dil. Factor: 1.00
Autodil Factor: Undiluted
Final Dil Factor: 1.00

Data Results:
Analytes: Pass
ISTD: Pass

Analyte Elements

Element	IS Ref	Tune	Conc. ug/L	RSD(%)	Expected	Rec(%)	QC Range(%)	Flag
75 As	74	1	49.30	0.54	50	98.6	90 - 110	
208 Pb	209	1	48.67	1.83	50	97.3	90 - 110	

ISTD Elements

Element	Tune	CPS Mean	RSD(%)	Ref Value	Rec(%)	QC Range(%)	Flag
74 Ge	1	476836	2.10	490611	97.2	60 - 125	
209 Bi	1	2089905	0.80	2146800	97.3	60 - 125	

Tune File# 1 c:\icpchem\1\7500\nogas.u
Tune File# 2 C:\ICPCHEM\1\7500\
Tune File# 3 C:\ICPCHEM\1\7500\

ISTD Ref File : C:\ICPCHEM\1\DATA\16D24o00.B\004CALB.D\004CALB.D#

0 :Element Failures
0 :ISTD Failures
0 :Max. Number of Failures Allowed
0 :Max. Number of ISTD Failures Allowed

CCB QC Report

Data File: C:\ICPCHEM\1\DATA\16D24o00.B\074_CCB.D\074_CCB.D#
Date Acquired: Apr 24 2016 05:40 pm
Operator:
Sample Name: CCB
Misc Info:
Vial Number: 1101
Current Method: C:\ICPCHEM\1\METHODS\DW_AsPb.M
Calibration File: C:\ICPCHEM\1\CALIB\DW_AsPb.C
Last Cal Update: Apr 24 2016 02:31 pm
Sample Type: CCB
Total Dil Factor: 1.00

QC Elements

Element	Conc.	RSD(%)	High Limit	Flag
75 As	-0.05 ug/l	57.27	1.00	
208 Pb	0.00 ug/l	42.75	2.50	

ISTD Elements

Element	CPS Mean	RSD(%)	Ref Value	Rec(%)	QC Range(%)	Flag
74 Ge	497835.94	2.00	490610.56	101.5	60 - 125	
209 Bi	2130938.80	0.63	2146799.50	99.3	60 - 125	

ISTD Ref File : C:\ICPCHEM\1\DATA\16D24o00.B\004CALB.D\004CALB.D#

0 :Element Failures 0 :Max. Number of Failures Allowed
0 :ISTD Failures 0 :Max. Number of ISTD Failures Allowed

Data Results:

Analytes: Pass
ISTD: Pass

Sample QC Report

Data File: C:\ICPCHEM\1\DATA\16D24o00.B\075SMPL.D\075SMPL.D#
Date Acquired: Apr 24 2016 05:43 pm
Acq. Method: DW_AsPb.M
Operator:
Sample Name: 460-111911-A-33
Misc Info:
Vial Number: 2509
Current Method: C:\ICPCHEM\1\METHODS\DW_AsPb.M
Calibration File: C:\ICPCHEM\1\CALIB\DW_AsPb.C
Last Cal. Update: Apr 24 2016 02:31 pm
Sample Type: Sample
Dilution Factor: 1.00
Autodil Factor: Undiluted
Final Dil Factor: 1.00

Data Results:
Analytes: Pass
ISTD: Pass

QC Elements

Element	IS Ref	Tune	Corr Conc	Raw Conc	Units	RSD(%)	High Limit	Flag
75 As	74	1	0.14	0.14	ug/l	44.64	1800.00	
208 Pb	209	1	197.10	197.10	ug/l	0.86	1800.00	

ISTD Elements

Element	Tune	CPS Mean	RSD(%)	Ref Value	Rec(%)	QC Range(%)	Flag
74 Ge	1	483032	2.18	490611	98.5	60 - 125	
209 Bi	1	2018608	1.12	2146800	94.0	60 - 125	

Tune File# 1 c:\icpchem\1\7500\nogas.u
Tune File# 2 C:\ICPCHEM\1\7500\
Tune File# 3 C:\ICPCHEM\1\7500\

ISTD Ref File : C:\ICPCHEM\1\DATA\16D24o00.B\004CALB.D\004CALB.D#

0 :Element Failures
0 :ISTD Failures
0 :Max. Number of Failures Allowed
0 :Max. Number of ISTD Failures Allowed

Sample QC Report

Data File: C:\ICPCHEM\1\DATA\16D24o00.B\076SMPL.D\076SMPL.D#
Date Acquired: Apr 24 2016 05:45 pm
Acq. Method: DW_AsPb.M
Operator:
Sample Name: 460-111911-A-34
Misc Info:
Vial Number: 2510
Current Method: C:\ICPCHEM\1\METHODS\DW_AsPb.M
Calibration File: C:\ICPCHEM\1\CALIB\DW_AsPb.C
Last Cal. Update: Apr 24 2016 02:31 pm
Sample Type: Sample
Dilution Factor: 1.00
Autodil Factor: Undiluted
Final Dil Factor: 1.00

Data Results:
Analytes: Pass
ISTD: Pass

QC Elements

Element	IS Ref	Tune	Corr Conc	Raw Conc	Units	RSD(%)	High Limit	Flag
75 As	74	1	-0.05	-0.05	ug/l	84.85	1800.00	
208 Pb	209	1	0.05	0.05	ug/l	4.35	1800.00	

ISTD Elements

Element	Tune	CPS Mean	RSD(%)	Ref Value	Rec(%)	QC Range(%)	Flag
74 Ge	1	500578	1.57	490611	102.0	60 - 125	
209 Bi	1	2106567	1.31	2146800	98.1	60 - 125	

Tune File# 1 c:\icpchem\1\7500\nogas.u
Tune File# 2 C:\ICPCHEM\1\7500\
Tune File# 3 C:\ICPCHEM\1\7500\

ISTD Ref File : C:\ICPCHEM\1\DATA\16D24o00.B\004CALB.D\004CALB.D#

0 :Element Failures
0 :ISTD Failures
0 :Max. Number of Failures Allowed
0 :Max. Number of ISTD Failures Allowed

Sample QC Report

Data File: C:\ICPCHEM\1\DATA\16D24o00.B\077SMPL.D\077SMPL.D#
Date Acquired: Apr 24 2016 05:48 pm
Acq. Method: DW_AsPb.M
Operator:
Sample Name: 460-111911-A-35
Misc Info:
Vial Number: 2511
Current Method: C:\ICPCHEM\1\METHODS\DW_AsPb.M
Calibration File: C:\ICPCHEM\1\CALIB\DW_AsPb.C
Last Cal. Update: Apr 24 2016 02:31 pm
Sample Type: Sample
Dilution Factor: 1.00
Autodil Factor: Undiluted
Final Dil Factor: 1.00

Data Results:
Analytes: Pass
ISTD: Pass

QC Elements

Element	IS Ref	Tune	Corr Conc	Raw Conc	Units	RSD(%)	High Limit	Flag
75 As	74	1	-0.04	-0.04	ug/l	135.92	1800.00	
208 Pb	209	1	0.00	0.00	ug/l	815.72	1800.00	

ISTD Elements

Element	Tune	CPS Mean	RSD(%)	Ref Value	Rec(%)	QC Range(%)	Flag
74 Ge	1	500035	3.10	490611	101.9	60 - 125	
209 Bi	1	2095236	1.10	2146800	97.6	60 - 125	

Tune File# 1 c:\icpchem\1\7500\nogas.u
Tune File# 2 C:\ICPCHEM\1\7500\
Tune File# 3 C:\ICPCHEM\1\7500\

ISTD Ref File : C:\ICPCHEM\1\DATA\16D24o00.B\004CALB.D\004CALB.D#

0 :Element Failures
0 :ISTD Failures
0 :Max. Number of Failures Allowed
0 :Max. Number of ISTD Failures Allowed

Sample QC Report

Data File: C:\ICPCHEM\1\DATA\16D24o00.B\078SMPL.D\078SMPL.D#
Date Acquired: Apr 24 2016 05:51 pm
Acq. Method: DW_AsPb.M
Operator:
Sample Name: 460-111911-A-36
Misc Info:
Vial Number: 2512
Current Method: C:\ICPCHEM\1\METHODS\DW_AsPb.M
Calibration File: C:\ICPCHEM\1\CALIB\DW_AsPb.C
Last Cal. Update: Apr 24 2016 02:31 pm
Sample Type: Sample
Dilution Factor: 1.00
Autodil Factor: Undiluted
Final Dil Factor: 1.00

Data Results:
Analytes: Pass
ISTD: Pass

QC Elements

Element	IS Ref	Tune	Corr Conc	Raw Conc	Units	RSD(%)	High Limit	Flag
75 As	74	1	0.00	0.00	ug/l	1871.70	1800.00	
208 Pb	209	1	0.00	0.00	ug/l	170.38	1800.00	

ISTD Elements

Element	Tune	CPS Mean	RSD(%)	Ref Value	Rec(%)	QC Range(%)	Flag
74 Ge	1	499030	1.66	490611	101.7	60 - 125	
209 Bi	1	2110826	0.65	2146800	98.3	60 - 125	

Tune File# 1 c:\icpchem\1\7500\nogas.u
Tune File# 2 C:\ICPCHEM\1\7500\
Tune File# 3 C:\ICPCHEM\1\7500\

ISTD Ref File : C:\ICPCHEM\1\DATA\16D24o00.B\004CALB.D\004CALB.D#

0 :Element Failures
0 :ISTD Failures
0 :Max. Number of Failures Allowed
0 :Max. Number of ISTD Failures Allowed

Sample QC Report

Data File: C:\ICPCHEM\1\DATA\16D24o00.B\079SMPL.D\079SMPL.D#
Date Acquired: Apr 24 2016 05:54 pm
Acq. Method: DW_AsPb.M
Operator:
Sample Name: 460-111911-A-37
Misc Info:
Vial Number: 2303
Current Method: C:\ICPCHEM\1\METHODS\DW_AsPb.M
Calibration File: C:\ICPCHEM\1\CALIB\DW_AsPb.C
Last Cal. Update: Apr 24 2016 02:31 pm
Sample Type: Sample
Dilution Factor: 1.00
Autodil Factor: Undiluted
Final Dil Factor: 1.00

Data Results:
Analytes: Pass
ISTD: Pass

QC Elements

Element	IS Ref	Tune	Corr Conc	Raw Conc	Units	RSD(%)	High Limit	Flag
75 As	74	1	0.15	0.15	ug/l	28.77	1800.00	
208 Pb	209	1	1.42	1.42	ug/l	2.53	1800.00	

ISTD Elements

Element	Tune	CPS Mean	RSD(%)	Ref Value	Rec(%)	QC Range(%)	Flag
74 Ge	1	492133	1.79	490611	100.3	60 - 125	
209 Bi	1	2042044	0.49	2146800	95.1	60 - 125	

Tune File# 1 c:\icpchem\1\7500\nogas.u
Tune File# 2 C:\ICPCHEM\1\7500\
Tune File# 3 C:\ICPCHEM\1\7500\

ISTD Ref File : C:\ICPCHEM\1\DATA\16D24o00.B\004CALB.D\004CALB.D#

0 :Element Failures
0 :ISTD Failures
0 :Max. Number of Failures Allowed
0 :Max. Number of ISTD Failures Allowed

Sample QC Report

Data File: C:\ICPCHEM\1\DATA\16D24o00.B\080SMPL.D\080SMPL.D#
Date Acquired: Apr 24 2016 05:57 pm
Acq. Method: DW_AsPb.M
Operator:
Sample Name: 460-111911-A-38
Misc Info:
Vial Number: 2304
Current Method: C:\ICPCHEM\1\METHODS\DW_AsPb.M
Calibration File: C:\ICPCHEM\1\CALIB\DW_AsPb.C
Last Cal. Update: Apr 24 2016 02:31 pm
Sample Type: Sample
Dilution Factor: 1.00
Autodil Factor: Undiluted
Final Dil Factor: 1.00

Data Results:
Analytes: Pass
ISTD: Pass

QC Elements

Element	IS Ref	Tune	Corr Conc	Raw Conc	Units	RSD(%)	High Limit	Flag
75 As	74	1	0.13	0.13	ug/l	23.92	1800.00	
208 Pb	209	1	1.20	1.20	ug/l	1.14	1800.00	

ISTD Elements

Element	Tune	CPS Mean	RSD(%)	Ref Value	Rec(%)	QC Range(%)	Flag
74 Ge	1	487407	3.04	490611	99.3	60 - 125	
209 Bi	1	1996552	1.18	2146800	93.0	60 - 125	

Tune File# 1 c:\icpchem\1\7500\nogas.u
Tune File# 2 C:\ICPCHEM\1\7500\
Tune File# 3 C:\ICPCHEM\1\7500\

ISTD Ref File : C:\ICPCHEM\1\DATA\16D24o00.B\004CALB.D\004CALB.D#

0 :Element Failures
0 :ISTD Failures
0 :Max. Number of Failures Allowed
0 :Max. Number of ISTD Failures Allowed

Continuing Calibration Verification (CCV) QC Report

Data File: C:\ICPCHEM\1\DATA\16D24o00.B\081_CCV.D\081_CCV.D#
Date Acquired: Apr 24 2016 06:00 pm
Acq. Method: DW_AsPb.M
Operator:
Sample Name: CCV 4335932
Misc Info:
Vial Number: 1104
Current Method: C:\ICPCHEM\1\METHODS\DW_AsPb.M
Calibration File: C:\ICPCHEM\1\CALIB\DW_AsPb.C
Last Cal. Update: Apr 24 2016 02:31 pm
Sample Type: CCV
Prep Dil. Factor: 1.00
Autodil Factor: Undiluted
Final Dil Factor: 1.00

Data Results:
Analytes: Pass
ISTD: Pass

Analyte Elements

Element	IS Ref	Tune	Conc. ug/L	RSD(%)	Expected	Rec(%)	QC Range(%)	Flag
75 As	74	1	49.24	0.43	50	98.5	90 - 110	
208 Pb	209	1	48.99	1.04	50	98.0	90 - 110	

ISTD Elements

Element	Tune	CPS Mean	RSD(%)	Ref Value	Rec(%)	QC Range(%)	Flag
74 Ge	1	479311	2.47	490611	97.7	60 - 125	
209 Bi	1	2074151	1.33	2146800	96.6	60 - 125	

Tune File# 1 c:\icpchem\1\7500\nogas.u
Tune File# 2 C:\ICPCHEM\1\7500\
Tune File# 3 C:\ICPCHEM\1\7500\

ISTD Ref File : C:\ICPCHEM\1\DATA\16D24o00.B\004CALB.D\004CALB.D#

0 :Element Failures
0 :ISTD Failures
0 :Max. Number of Failures Allowed
0 :Max. Number of ISTD Failures Allowed

CCB QC Report

Data File: C:\ICPCHEM\1\DATA\16D24o00.B\082_CCB.D\082_CCB.D#
Date Acquired: Apr 24 2016 06:03 pm
Operator:
Sample Name: CCB
Misc Info:
Vial Number: 1101
Current Method: C:\ICPCHEM\1\METHODS\DW_AsPb.M
Calibration File: C:\ICPCHEM\1\CALIB\DW_AsPb.C
Last Cal Update: Apr 24 2016 02:31 pm
Sample Type: CCB
Total Dil Factor: 1.00

QC Elements

Element	Conc.	RSD(%)	High Limit	Flag
75 As	-0.07 ug/l	65.24	1.00	
208 Pb	0.00 ug/l	46.00	2.50	

ISTD Elements

Element	CPS Mean	RSD(%)	Ref Value	Rec(%)	QC Range(%)	Flag
74 Ge	500002.03	1.46	490610.56	101.9	60 - 125	
209 Bi	2131956.00	0.90	2146799.50	99.3	60 - 125	

ISTD Ref File : C:\ICPCHEM\1\DATA\16D24o00.B\004CALB.D\004CALB.D#

0 :Element Failures 0 :Max. Number of Failures Allowed
0 :ISTD Failures 0 :Max. Number of ISTD Failures Allowed

Data Results:

Analytes: Pass
ISTD: Pass

CCB QC Report

Data File: C:\ICPCHEM\1\DATA\16D24o00.B\083_CCB.D\083_CCB.D#
Date Acquired: Apr 24 2016 06:05 pm
Operator:
Sample Name: MB
Misc Info:
Vial Number: 3101
Current Method: C:\ICPCHEM\1\METHODS\DW_AsPb.M
Calibration File: C:\ICPCHEM\1\CALIB\DW_AsPb.C
Last Cal Update: Apr 24 2016 02:31 pm
Sample Type: CCB
Total Dil Factor: 1.00

QC Elements

Element	Conc.	RSD(%)	High Limit	Flag
75 As	-0.02 ug/l	150.03	1.00	
208 Pb	0.02 ug/l	19.59	2.50	

ISTD Elements

Element	CPS Mean	RSD(%)	Ref Value	Rec(%)	QC Range(%)	Flag
74 Ge	499103.84	1.65	490610.56	101.7	60 - 125	
209 Bi	2127693.00	1.52	2146799.50	99.1	60 - 125	

ISTD Ref File : C:\ICPCHEM\1\DATA\16D24o00.B\004CALB.D\004CALB.D#

0 :Element Failures 0 :Max. Number of Failures Allowed
0 :ISTD Failures 0 :Max. Number of ISTD Failures Allowed

Data Results:

Analytes: Pass
ISTD: Pass

Sample QC Report

Data File: C:\ICPCHEM\1\DATA\16D24o00.B\084SMPL.D\084SMPL.D#
Date Acquired: Apr 24 2016 06:08 pm
Acq. Method: DW_AsPb.M
Operator:
Sample Name: LCS
Misc Info:
Vial Number: 3102
Current Method: C:\ICPCHEM\1\METHODS\DW_AsPb.M
Calibration File: C:\ICPCHEM\1\CALIB\DW_AsPb.C
Last Cal. Update: Apr 24 2016 02:31 pm
Sample Type: Sample
Dilution Factor: 1.00
Autodil Factor: Undiluted
Final Dil Factor: 1.00

Data Results:
Analytes: Pass
ISTD: Pass

QC Elements

Element	IS Ref	Tune	Corr Conc	Raw Conc	Units	RSD(%)	High Limit	Flag
75 As	74	1	8.32	8.32	ug/l	1.39	1800.00	
208 Pb	209	1	4.25	4.25	ug/l	1.61	1800.00	

ISTD Elements

Element	Tune	CPS Mean	RSD(%)	Ref Value	Rec(%)	QC Range(%)	Flag
74 Ge	1	498115	2.51	490611	101.5	60 - 125	
209 Bi	1	2123403	1.46	2146800	98.9	60 - 125	

Tune File# 1 c:\icpchem\1\7500\nogas.u
Tune File# 2 C:\ICPCHEM\1\7500\
Tune File# 3 C:\ICPCHEM\1\7500\

ISTD Ref File : C:\ICPCHEM\1\DATA\16D24o00.B\004CALB.D\004CALB.D#

0 :Element Failures
0 :ISTD Failures
0 :Max. Number of Failures Allowed
0 :Max. Number of ISTD Failures Allowed

Sample QC Report

Data File: C:\ICPCHEM\1\DATA\16D24o00.B\085SMPL.D\085SMPL.D#
Date Acquired: Apr 24 2016 06:11 pm
Acq. Method: DW_AsPb.M
Operator:
Sample Name: ms 460-111911-A-39
Misc Info:
Vial Number: 3103
Current Method: C:\ICPCHEM\1\METHODS\DW_AsPb.M
Calibration File: C:\ICPCHEM\1\CALIB\DW_AsPb.C
Last Cal. Update: Apr 24 2016 02:31 pm
Sample Type: Sample
Dilution Factor: 1.00
Autodil Factor: Undiluted
Final Dil Factor: 1.00

Data Results:
Analytes: Pass
ISTD: Pass

QC Elements

Element	IS Ref	Tune	Corr Conc	Raw Conc	Units	RSD(%)	High Limit	Flag
75 As	74	1	7.61	7.61	ug/l	2.56	1800.00	
208 Pb	209	1	3.89	3.89	ug/l	1.89	1800.00	

ISTD Elements

Element	Tune	CPS Mean	RSD(%)	Ref Value	Rec(%)	QC Range(%)	Flag
74 Ge	1	494442	2.40	490611	100.8	60 - 125	
209 Bi	1	2043243	0.72	2146800	95.2	60 - 125	

Tune File# 1 c:\icpchem\1\7500\nogas.u
Tune File# 2 C:\ICPCHEM\1\7500\
Tune File# 3 C:\ICPCHEM\1\7500\

ISTD Ref File : C:\ICPCHEM\1\DATA\16D24o00.B\004CALB.D\004CALB.D#

0 :Element Failures
0 :ISTD Failures
0 :Max. Number of Failures Allowed
0 :Max. Number of ISTD Failures Allowed

Sample QC Report

Data File: C:\ICPCHEM\1\DATA\16D24o00.B\086SMPL.D\086SMPL.D#
Date Acquired: Apr 24 2016 06:14 pm
Acq. Method: DW_AsPb.M
Operator:
Sample Name: du 460-111911-A-39
Misc Info:
Vial Number: 3104
Current Method: C:\ICPCHEM\1\METHODS\DW_AsPb.M
Calibration File: C:\ICPCHEM\1\CALIB\DW_AsPb.C
Last Cal. Update: Apr 24 2016 02:31 pm
Sample Type: Sample
Dilution Factor: 1.00
Autodil Factor: Undiluted
Final Dil Factor: 1.00

Data Results:
Analytes: Pass
ISTD: Pass

QC Elements

Element	IS Ref	Tune	Corr Conc	Raw Conc	Units	RSD(%)	High Limit	Flag
75 As	74	1	0.07	0.07	ug/l	37.46	1800.00	
208 Pb	209	1	0.25	0.25	ug/l	1.97	1800.00	

ISTD Elements

Element	Tune	CPS Mean	RSD(%)	Ref Value	Rec(%)	QC Range(%)	Flag
74 Ge	1	498054	1.88	490611	101.5	60 - 125	
209 Bi	1	2031435	0.59	2146800	94.6	60 - 125	

Tune File# 1 c:\icpchem\1\7500\nogas.u
Tune File# 2 C:\ICPCHEM\1\7500\
Tune File# 3 C:\ICPCHEM\1\7500\

ISTD Ref File : C:\ICPCHEM\1\DATA\16D24o00.B\004CALB.D\004CALB.D#

0 :Element Failures
0 :ISTD Failures
0 :Max. Number of Failures Allowed
0 :Max. Number of ISTD Failures Allowed

Sample QC Report

Data File: C:\ICPCHEM\1\DATA\16D24o00.B\087SMPL.D\087SMPL.D#
Date Acquired: Apr 24 2016 06:17 pm
Acq. Method: DW_AsPb.M
Operator:
Sample Name: 460-111911-A-39
Misc Info:
Vial Number: 3105
Current Method: C:\ICPCHEM\1\METHODS\DW_AsPb.M
Calibration File: C:\ICPCHEM\1\CALIB\DW_AsPb.C
Last Cal. Update: Apr 24 2016 02:31 pm
Sample Type: Sample
Dilution Factor: 1.00
Autodil Factor: Undiluted
Final Dil Factor: 1.00

Data Results:
Analytes: Pass
ISTD: Pass

QC Elements

Element	IS Ref	Tune	Corr Conc	Raw Conc	Units	RSD(%)	High Limit	Flag
75 As	74	1	0.14	0.14	ug/l	25.21	1800.00	
208 Pb	209	1	0.22	0.22	ug/l	3.16	1800.00	

ISTD Elements

Element	Tune	CPS Mean	RSD(%)	Ref Value	Rec(%)	QC Range(%)	Flag
74 Ge	1	495129	3.45	490611	100.9	60 - 125	
209 Bi	1	2041192	1.89	2146800	95.1	60 - 125	

Tune File# 1 c:\icpchem\1\7500\nogas.u
Tune File# 2 C:\ICPCHEM\1\7500\
Tune File# 3 C:\ICPCHEM\1\7500\

ISTD Ref File : C:\ICPCHEM\1\DATA\16D24o00.B\004CALB.D\004CALB.D#

0 :Element Failures
0 :ISTD Failures
0 :Max. Number of Failures Allowed
0 :Max. Number of ISTD Failures Allowed

Sample QC Report

Data File: C:\ICPCHEM\1\DATA\16D24o00.B\088SMPL.D\088SMPL.D#
Date Acquired: Apr 24 2016 06:20 pm
Acq. Method: DW_AsPb.M
Operator:
Sample Name: sd 460-111911-A-39@5
Misc Info:
Vial Number: 3106
Current Method: C:\ICPCHEM\1\METHODS\DW_AsPb.M
Calibration File: C:\ICPCHEM\1\CALIB\DW_AsPb.C
Last Cal. Update: Apr 24 2016 02:31 pm
Sample Type: Sample
Dilution Factor: 5.00
Autodil Factor: Undiluted
Final Dil Factor: 5.00

Data Results:
Analytes: Pass
ISTD: Pass

QC Elements

Element	IS Ref	Tune	Corr Conc	Raw Conc	Units	RSD(%)	High Limit	Flag
75 As	74	1	-0.03	-0.01	ug/l	507.65	1800.00	
208 Pb	209	1	0.21	0.04	ug/l	5.31	1800.00	

ISTD Elements

Element	Tune	CPS Mean	RSD(%)	Ref Value	Rec(%)	QC Range(%)	Flag
74 Ge	1	501885	2.92	490611	102.3	60 - 125	
209 Bi	1	2115860	1.01	2146800	98.6	60 - 125	

Tune File# 1 c:\icpchem\1\7500\nogas.u
Tune File# 2 C:\ICPCHEM\1\7500\
Tune File# 3 C:\ICPCHEM\1\7500\

ISTD Ref File : C:\ICPCHEM\1\DATA\16D24o00.B\004CALB.D\004CALB.D#

0 :Element Failures
0 :ISTD Failures
0 :Max. Number of Failures Allowed
0 :Max. Number of ISTD Failures Allowed

Sample QC Report

Data File: C:\ICPCHEM\1\DATA\16D24o00.B\089SMPL.D\089SMPL.D#
Date Acquired: Apr 24 2016 06:23 pm
Acq. Method: DW_AsPb.M
Operator:
Sample Name: 460-111911-A-40
Misc Info:
Vial Number: 3107
Current Method: C:\ICPCHEM\1\METHODS\DW_AsPb.M
Calibration File: C:\ICPCHEM\1\CALIB\DW_AsPb.C
Last Cal. Update: Apr 24 2016 02:31 pm
Sample Type: Sample
Dilution Factor: 1.00
Autodil Factor: Undiluted
Final Dil Factor: 1.00

Data Results:
Analytes: Pass
ISTD: Pass

QC Elements

Element	IS Ref	Tune	Corr Conc	Raw Conc	Units	RSD(%)	High Limit	Flag
75 As	74	1	0.17	0.17	ug/l	45.94	1800.00	
208 Pb	209	1	1.24	1.24	ug/l	2.41	1800.00	

ISTD Elements

Element	Tune	CPS Mean	RSD(%)	Ref Value	Rec(%)	QC Range(%)	Flag
74 Ge	1	494575	1.65	490611	100.8	60 - 125	
209 Bi	1	2044859	0.25	2146800	95.3	60 - 125	

Tune File# 1 c:\icpchem\1\7500\nogas.u
Tune File# 2 C:\ICPCHEM\1\7500\
Tune File# 3 C:\ICPCHEM\1\7500\

ISTD Ref File : C:\ICPCHEM\1\DATA\16D24o00.B\004CALB.D\004CALB.D#

0 :Element Failures
0 :ISTD Failures
0 :Max. Number of Failures Allowed
0 :Max. Number of ISTD Failures Allowed

Sample QC Report

Data File: C:\ICPCHEM\1\DATA\16D24o00.B\090SMPL.D\090SMPL.D#
Date Acquired: Apr 24 2016 06:26 pm
Acq. Method: DW_AsPb.M
Operator:
Sample Name: 460-111911-A-41
Misc Info:
Vial Number: 3108
Current Method: C:\ICPCHEM\1\METHODS\DW_AsPb.M
Calibration File: C:\ICPCHEM\1\CALIB\DW_AsPb.C
Last Cal. Update: Apr 24 2016 02:31 pm
Sample Type: Sample
Dilution Factor: 1.00
Autodil Factor: Undiluted
Final Dil Factor: 1.00

Data Results:
Analytes: Pass
ISTD: Pass

QC Elements

Element	IS Ref	Tune	Corr Conc	Raw Conc	Units	RSD(%)	High Limit	Flag
75 As	74	1	0.14	0.14	ug/l	28.50	1800.00	
208 Pb	209	1	0.49	0.49	ug/l	2.56	1800.00	

ISTD Elements

Element	Tune	CPS Mean	RSD(%)	Ref Value	Rec(%)	QC Range(%)	Flag
74 Ge	1	497480	2.42	490611	101.4	60 - 125	
209 Bi	1	2028785	1.17	2146800	94.5	60 - 125	

Tune File# 1 c:\icpchem\1\7500\nogas.u
Tune File# 2 C:\ICPCHEM\1\7500\
Tune File# 3 C:\ICPCHEM\1\7500\

ISTD Ref File : C:\ICPCHEM\1\DATA\16D24o00.B\004CALB.D\004CALB.D#

0 :Element Failures
0 :ISTD Failures
0 :Max. Number of Failures Allowed
0 :Max. Number of ISTD Failures Allowed

Sample QC Report

Data File: C:\ICPCHEM\1\DATA\16D24o00.B\091SMPL.D\091SMPL.D#
Date Acquired: Apr 24 2016 06:28 pm
Acq. Method: DW_AsPb.M
Operator:
Sample Name: 460-111911-A-42
Misc Info:
Vial Number: 3109
Current Method: C:\ICPCHEM\1\METHODS\DW_AsPb.M
Calibration File: C:\ICPCHEM\1\CALIB\DW_AsPb.C
Last Cal. Update: Apr 24 2016 02:31 pm
Sample Type: Sample
Dilution Factor: 1.00
Autodil Factor: Undiluted
Final Dil Factor: 1.00

Data Results:
Analytes: Pass
ISTD: Pass

QC Elements

Element	IS Ref	Tune	Corr Conc	Raw Conc	Units	RSD(%)	High Limit	Flag
75 As	74	1	0.16	0.16	ug/l	18.12	1800.00	
208 Pb	209	1	1.57	1.57	ug/l	1.15	1800.00	

ISTD Elements

Element	Tune	CPS Mean	RSD(%)	Ref Value	Rec(%)	QC Range(%)	Flag
74 Ge	1	494909	2.52	490611	100.9	60 - 125	
209 Bi	1	2026969	1.00	2146800	94.4	60 - 125	

Tune File# 1 c:\icpchem\1\7500\nogas.u
Tune File# 2 C:\ICPCHEM\1\7500\
Tune File# 3 C:\ICPCHEM\1\7500\

ISTD Ref File : C:\ICPCHEM\1\DATA\16D24o00.B\004CALB.D\004CALB.D#

0 :Element Failures
0 :ISTD Failures
0 :Max. Number of Failures Allowed
0 :Max. Number of ISTD Failures Allowed

Continuing Calibration Verification (CCV) QC Report

Data File: C:\ICPCHEM\1\DATA\16D24o00.B\092_CCV.D\092_CCV.D#
Date Acquired: Apr 24 2016 06:31 pm
Acq. Method: DW_AsPb.M
Operator:
Sample Name: CCV 4335932
Misc Info:
Vial Number: 1104
Current Method: C:\ICPCHEM\1\METHODS\DW_AsPb.M
Calibration File: C:\ICPCHEM\1\CALIB\DW_AsPb.C
Last Cal. Update: Apr 24 2016 02:31 pm
Sample Type: CCV
Prep Dil. Factor: 1.00
Autodil Factor: Undiluted
Final Dil Factor: 1.00

Data Results:
Analytes: Pass
ISTD: Pass

Analyte Elements

Element	IS Ref	Tune	Conc. ug/L	RSD(%)	Expected	Rec(%)	QC Range(%)	Flag
75 As	74	1	48.57	0.87	50	97.1	90 - 110	
208 Pb	209	1	48.57	3.56	50	97.1	90 - 110	

ISTD Elements

Element	Tune	CPS Mean	RSD(%)	Ref Value	Rec(%)	QC Range(%)	Flag
74 Ge	1	483828	1.83	490611	98.6	60 - 125	
209 Bi	1	2098970	0.76	2146800	97.8	60 - 125	

Tune File# 1 c:\icpchem\1\7500\nogas.u
Tune File# 2 C:\ICPCHEM\1\7500\
Tune File# 3 C:\ICPCHEM\1\7500\

ISTD Ref File : C:\ICPCHEM\1\DATA\16D24o00.B\004CALB.D\004CALB.D#

0 :Element Failures
0 :ISTD Failures
0 :Max. Number of Failures Allowed
0 :Max. Number of ISTD Failures Allowed

CCB QC Report

Data File: C:\ICPCHEM\1\DATA\16D24o00.B\093_CCB.D\093_CCB.D#
Date Acquired: Apr 24 2016 06:34 pm
Operator:
Sample Name: CCB
Misc Info:
Vial Number: 1101
Current Method: C:\ICPCHEM\1\METHODS\DW_AsPb.M
Calibration File: C:\ICPCHEM\1\CALIB\DW_AsPb.C
Last Cal Update: Apr 24 2016 02:31 pm
Sample Type: CCB
Total Dil Factor: 1.00

QC Elements

Element	Conc.	RSD(%)	High Limit	Flag
75 As	-0.01 ug/l	233.78	1.00	
208 Pb	0.01 ug/l	24.98	2.50	

ISTD Elements

Element	CPS Mean	RSD(%)	Ref Value	Rec(%)	QC Range(%)	Flag
74 Ge	500441.41	2.28	490610.56	102.0	60 - 125	
209 Bi	2159997.50	1.22	2146799.50	100.6	60 - 125	

ISTD Ref File : C:\ICPCHEM\1\DATA\16D24o00.B\004CALB.D\004CALB.D#

0 :Element Failures 0 :Max. Number of Failures Allowed
0 :ISTD Failures 0 :Max. Number of ISTD Failures Allowed

Data Results:

Analytes: Pass
ISTD: Pass

Sample QC Report

Data File: C:\ICPCHEM\1\DATA\16D24o00.B\094SMPL.D\094SMPL.D#
Date Acquired: Apr 24 2016 06:37 pm
Acq. Method: DW_AsPb.M
Operator:
Sample Name: 460-111911-A-43
Misc Info:
Vial Number: 3110
Current Method: C:\ICPCHEM\1\METHODS\DW_AsPb.M
Calibration File: C:\ICPCHEM\1\CALIB\DW_AsPb.C
Last Cal. Update: Apr 24 2016 02:31 pm
Sample Type: Sample
Dilution Factor: 1.00
Autodil Factor: Undiluted
Final Dil Factor: 1.00

Data Results:
Analytes: Pass
ISTD: Pass

QC Elements

Element	IS Ref	Tune	Corr Conc	Raw Conc	Units	RSD(%)	High Limit	Flag
75 As	74	1	0.14	0.14	ug/l	30.25	1800.00	
208 Pb	209	1	0.21	0.21	ug/l	2.90	1800.00	

ISTD Elements

Element	Tune	CPS Mean	RSD(%)	Ref Value	Rec(%)	QC Range(%)	Flag
74 Ge	1	503762	2.78	490611	102.7	60 - 125	
209 Bi	1	2076700	0.92	2146800	96.7	60 - 125	

Tune File# 1 c:\icpchem\1\7500\nogas.u
Tune File# 2 C:\ICPCHEM\1\7500\
Tune File# 3 C:\ICPCHEM\1\7500\

ISTD Ref File : C:\ICPCHEM\1\DATA\16D24o00.B\004CALB.D\004CALB.D#

0 :Element Failures
0 :ISTD Failures
0 :Max. Number of Failures Allowed
0 :Max. Number of ISTD Failures Allowed

Sample QC Report

Data File: C:\ICPCHEM\1\DATA\16D24o00.B\095SMPL.D\095SMPL.D#
Date Acquired: Apr 24 2016 06:40 pm
Acq. Method: DW_AsPb.M
Operator:
Sample Name: 460-111911-A-44
Misc Info:
Vial Number: 3111
Current Method: C:\ICPCHEM\1\METHODS\DW_AsPb.M
Calibration File: C:\ICPCHEM\1\CALIB\DW_AsPb.C
Last Cal. Update: Apr 24 2016 02:31 pm
Sample Type: Sample
Dilution Factor: 1.00
Autodil Factor: Undiluted
Final Dil Factor: 1.00

Data Results:
Analytes: Pass
ISTD: Pass

QC Elements

Element	IS Ref	Tune	Corr Conc	Raw Conc	Units	RSD(%)	High Limit	Flag
75 As	74	1	0.13	0.13	ug/l	18.90	1800.00	
208 Pb	209	1	0.80	0.80	ug/l	2.78	1800.00	

ISTD Elements

Element	Tune	CPS Mean	RSD(%)	Ref Value	Rec(%)	QC Range(%)	Flag
74 Ge	1	497042	1.63	490611	101.3	60 - 125	
209 Bi	1	2042099	0.21	2146800	95.1	60 - 125	

Tune File# 1 c:\icpchem\1\7500\nogas.u
Tune File# 2 C:\ICPCHEM\1\7500\
Tune File# 3 C:\ICPCHEM\1\7500\

ISTD Ref File : C:\ICPCHEM\1\DATA\16D24o00.B\004CALB.D\004CALB.D#

0 :Element Failures
0 :ISTD Failures
0 :Max. Number of Failures Allowed
0 :Max. Number of ISTD Failures Allowed

Sample QC Report

Data File: C:\ICPCHEM\1\DATA\16D24o00.B\096SMPL.D\096SMPL.D#
Date Acquired: Apr 24 2016 06:43 pm
Acq. Method: DW_AsPb.M
Operator:
Sample Name: 460-111911-A-16
Misc Info:
Vial Number: 3112
Current Method: C:\ICPCHEM\1\METHODS\DW_AsPb.M
Calibration File: C:\ICPCHEM\1\CALIB\DW_AsPb.C
Last Cal. Update: Apr 24 2016 02:31 pm
Sample Type: Sample
Dilution Factor: 1.00
Autodil Factor: Undiluted
Final Dil Factor: 1.00

Data Results:
Analytes: Pass
ISTD: Pass

QC Elements

Element	IS Ref	Tune	Corr Conc	Raw Conc	Units	RSD(%)	High Limit	Flag
75 As	74	1	0.20	0.20	ug/l	21.51	1800.00	
208 Pb	209	1	0.86	0.86	ug/l	1.58	1800.00	

ISTD Elements

Element	Tune	CPS Mean	RSD(%)	Ref Value	Rec(%)	QC Range(%)	Flag
74 Ge	1	499360	3.51	490611	101.8	60 - 125	
209 Bi	1	2052000	1.69	2146800	95.6	60 - 125	

Tune File# 1 c:\icpchem\1\7500\nogas.u
Tune File# 2 C:\ICPCHEM\1\7500\
Tune File# 3 C:\ICPCHEM\1\7500\

ISTD Ref File : C:\ICPCHEM\1\DATA\16D24o00.B\004CALB.D\004CALB.D#

0 :Element Failures
0 :ISTD Failures
0 :Max. Number of Failures Allowed
0 :Max. Number of ISTD Failures Allowed

Continuing Calibration Verification (CCV) QC Report

Data File: C:\ICPCHEM\1\DATA\16D24o00.B\097_CCV.D\097_CCV.D#
Date Acquired: Apr 24 2016 06:46 pm
Acq. Method: DW_AsPb.M
Operator:
Sample Name: CCV 4335932
Misc Info:
Vial Number: 1104
Current Method: C:\ICPCHEM\1\METHODS\DW_AsPb.M
Calibration File: C:\ICPCHEM\1\CALIB\DW_AsPb.C
Last Cal. Update: Apr 24 2016 02:31 pm
Sample Type: CCV
Prep Dil. Factor: 1.00
Autodil Factor: Undiluted
Final Dil Factor: 1.00

Data Results:
Analytes: Pass
ISTD: Pass

Analyte Elements

Element	IS Ref	Tune	Conc. ug/L	RSD(%)	Expected	Rec(%)	QC Range(%)	Flag
75 As	74	1	48.62	0.21	50	97.2	90 - 110	
208 Pb	209	1	48.21	2.05	50	96.4	90 - 110	

ISTD Elements

Element	Tune	CPS Mean	RSD(%)	Ref Value	Rec(%)	QC Range(%)	Flag
74 Ge	1	484363	2.32	490611	98.7	60 - 125	
209 Bi	1	2108441	0.74	2146800	98.2	60 - 125	

Tune File# 1 c:\icpchem\1\7500\nogas.u
Tune File# 2 C:\ICPCHEM\1\7500\
Tune File# 3 C:\ICPCHEM\1\7500\

ISTD Ref File : C:\ICPCHEM\1\DATA\16D24o00.B\004CALB.D\004CALB.D#

0 :Element Failures
0 :ISTD Failures
0 :Max. Number of Failures Allowed
0 :Max. Number of ISTD Failures Allowed

CCB QC Report

Data File: C:\ICPCHEM\1\DATA\16D24o00.B\098_CCB.D\098_CCB.D#
Date Acquired: Apr 24 2016 06:48 pm
Operator:
Sample Name: CCB
Misc Info:
Vial Number: 1101
Current Method: C:\ICPCHEM\1\METHODS\DW_AsPb.M
Calibration File: C:\ICPCHEM\1\CALIB\DW_AsPb.C
Last Cal Update: Apr 24 2016 02:31 pm
Sample Type: CCB
Total Dil Factor: 1.00

QC Elements

Element	Conc.	RSD(%)	High Limit	Flag
75 As	0.01 ug/l	294.17	1.00	
208 Pb	0.01 ug/l	14.02	2.50	

ISTD Elements

Element	CPS Mean	RSD(%)	Ref Value	Rec(%)	QC Range(%)	Flag
74 Ge	505331.34	1.63	490610.56	103.0	60 - 125	
209 Bi	2172022.00	0.67	2146799.50	101.2	60 - 125	

ISTD Ref File : C:\ICPCHEM\1\DATA\16D24o00.B\004CALB.D\004CALB.D#

0 :Element Failures 0 :Max. Number of Failures Allowed
0 :ISTD Failures 0 :Max. Number of ISTD Failures Allowed

Data Results:

Analytes: Pass
ISTD: Pass

Last Calib: Apr 24, 2016 06:59 pm
Calibration Type: External Calibration Method
Calibration Title:
Weighting Method: 1/CPS
Mass Interpolation Fit for VIS: Point to Point
Method: C:\ICPCHEM\1\METHODS\DW_AsPb.M
Multi Tune: #1 nogas.u

=== Standard Files ===
<Data Correction>
Bkg File: ---
Rejected Masses: ---
Interference Correction: ON

	Data File	Sample Name	Date Acquired
1	c:\icpchem\1\data\16d25o04.b\004calb.d\004calb.d#	CAL BLK	Apr 25 2016 02:59 pm
2	c:\icpchem\1\data\16d25o04.b\005cals.d\005cals.d#	CAL1 4335929	Apr 25 2016 03:02 pm
3	c:\icpchem\1\data\16d25o04.b\006cals.d\006cals.d#	CAL2 4335930	Apr 25 2016 03:05 pm
4	c:\icpchem\1\data\16d25o04.b\007cals.d\007cals.d#	CAL3 4335932	Apr 25 2016 03:08 pm
5	c:\icpchem\1\data\16d25o04.b\008cals.d\008cals.d#	CAL4 4335937	Apr 25 2016 03:11 pm
6	---		
7	---		
8	---		
9	---		
10	---		
11	---		
12	---		
13	---		
14	---		
15	---		
16	---		
17	---		
18	---		
19	---		
20	---		

=== Graph Detail ===

Step Mass Element ISTD Unit
(1) 74 Ge ---

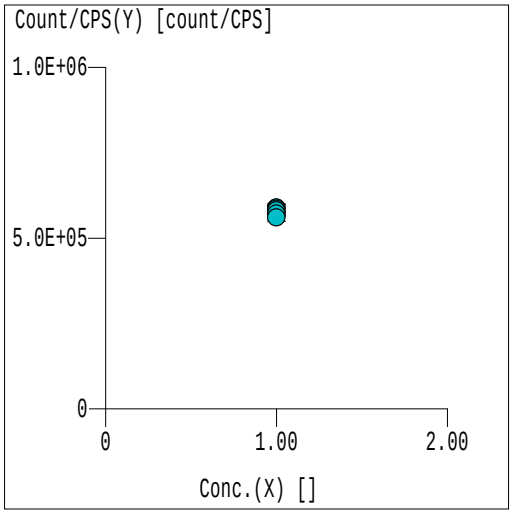

	Rjct	Conc	Calc Conc	CPS/Count	Ratio		RSD [%]
1		1.000	---	5.881E+05	---	P	1.968
2		1.000	---	5.851E+05	---	P	2.466
3		1.000	---	5.799E+05	---	P	2.523
4		1.000	---	5.702E+05	---	P	1.214
5		1.000	---	5.600E+05	---	P	1.840
6		1.000	---	---	---		---
7		1.000	---	---	---		---
8		1.000	---	---	---		---
9		1.000	---	---	---		---
10		1.000	---	---	---		---
11		1.000	---	---	---		---
12		1.000	---	---	---		---
13		1.000	---	---	---		---
14		1.000	---	---	---		---
15		1.000	---	---	---		---
16		1.000	---	---	---		---
17		1.000	---	---	---		---
18		1.000	---	---	---		---
19		1.000	---	---	---		---
20		1.000	---	---	---		---

Curve Fit: Excluded
r = 0.0000

DL = ---
BEC = ---

VIS Element: OFF
Min Conc: ---

Step Mass Element ISTD Unit
(1) 75 As 74 ug/l

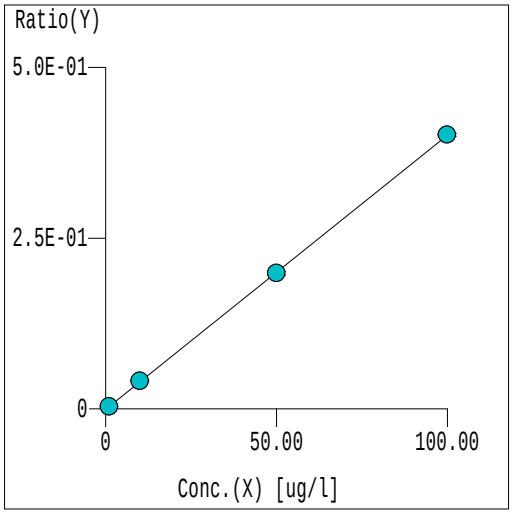

	Rjct	Conc	Calc Conc	CPS/Count	Ratio		RSD [%]
1		0.000	-1.243E-02	-3.473E+02	-5.920E-04	P	-5.660E+01
2		1.000	9.540E-01	1919	3.285E-03	P	10.26
3		10.00	10.27	2.357E+04	4.066E-02	P	1.635
4		50.00	49.63	1.132E+05	1.986E-01	P	1.604
5		100.0	100.2	2.247E+05	4.013E-01	P	4.965E-01
6		---	---	---	---		---
7		---	---	---	---		---
8		---	---	---	---		---
9		---	---	---	---		---
10		---	---	---	---		---
11		---	---	---	---		---
12		---	---	---	---		---
13		---	---	---	---		---
14		---	---	---	---		---
15		---	---	---	---		---
16		---	---	---	---		---
17		---	---	---	---		---
18		---	---	---	---		---
19		---	---	---	---		---
20		---	---	---	---		---

Curve Fit: Y=aX+b
r = 1.0000
Y = 4.012E-003*X -5.422E-004
X = 2.493E+002*Y +1.351E-001
DL = 2.506E-01 ug/l
BEC = -1.351E-01 ug/l

Weight: ON >> Succeeded
Min Conc: ---

=== Graph Detail ===

Step Mass Element ISTD Unit
(1) 77 (As) 74

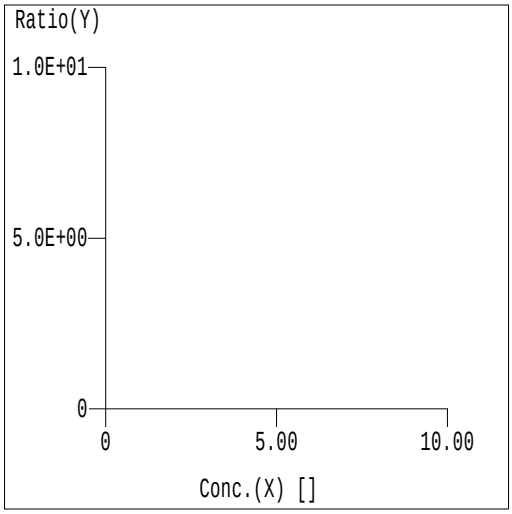

	Rjct	Conc	Calc Conc	CPS/Count	Ratio		RSD [%]
1		---	---	117.8	2.006E-04	P	20.18
2		---	---	401.1	6.855E-04	P	4.809
3		---	---	1300	2.243E-03	P	7.470
4		---	---	5964	1.046E-02	P	1.854
5		---	---	1.136E+04	2.030E-02	P	1.532
6		---	---	---	---		---
7		---	---	---	---		---
8		---	---	---	---		---
9		---	---	---	---		---
10		---	---	---	---		---
11		---	---	---	---		---
12		---	---	---	---		---
13		---	---	---	---		---
14		---	---	---	---		---
15		---	---	---	---		---
16		---	---	---	---		---
17		---	---	---	---		---
18		---	---	---	---		---
19		---	---	---	---		---
20		---	---	---	---		---

Curve Fit: Excluded
r = 0.0000

DL = ---
BEC = ---

Weight: ON >> Failed
Min Conc: ---

Step Mass Element ISTD Unit
(1) 82 (Se) 74

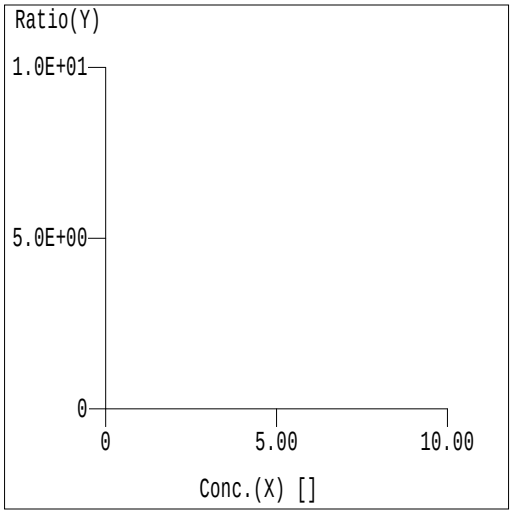

	Rjct	Conc	Calc Conc	CPS/Count	Ratio		RSD [%]
1		---	---	102.2	1.743E-04	P	19.70
2		---	---	433.4	7.419E-04	P	10.19
3		---	---	1655	2.855E-03	P	2.827
4		---	---	7894	1.384E-02	P	3.744
5		---	---	1.496E+04	2.671E-02	P	1.131
6		---	---	---	---		---
7		---	---	---	---		---
8		---	---	---	---		---
9		---	---	---	---		---
10		---	---	---	---		---
11		---	---	---	---		---
12		---	---	---	---		---
13		---	---	---	---		---
14		---	---	---	---		---
15		---	---	---	---		---
16		---	---	---	---		---
17		---	---	---	---		---
18		---	---	---	---		---
19		---	---	---	---		---
20		---	---	---	---		---

Curve Fit: Excluded
r = 0.0000

DL = ---
BEC = ---

Weight: ON >> Failed
Min Conc: ---

=== Graph Detail ===

Step Mass Element ISTD Unit
(1) 83 (As) 74

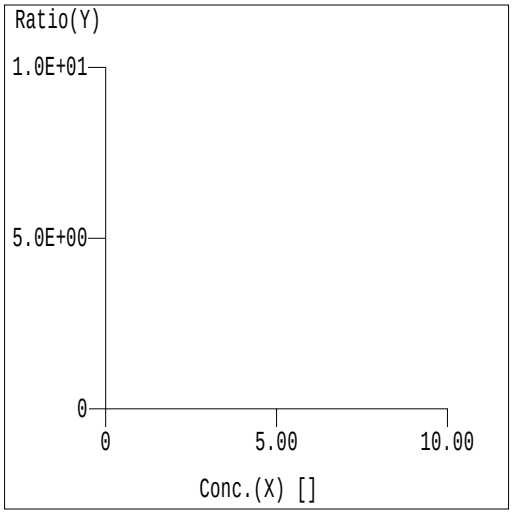

	Rjct	Conc	Calc Conc	CPS/Count	Ratio		RSD [%]
1		---	---	221.1	3.766E-04	P	25.12
2		---	---	166.7	2.847E-04	P	8.535
3		---	---	171.1	2.946E-04	P	12.58
4		---	---	154.5	2.709E-04	P	3.666
5		---	---	166.7	2.981E-04	P	14.23
6		---	---	---	---		---
7		---	---	---	---		---
8		---	---	---	---		---
9		---	---	---	---		---
10		---	---	---	---		---
11		---	---	---	---		---
12		---	---	---	---		---
13		---	---	---	---		---
14		---	---	---	---		---
15		---	---	---	---		---
16		---	---	---	---		---
17		---	---	---	---		---
18		---	---	---	---		---
19		---	---	---	---		---
20		---	---	---	---		---

Curve Fit: Excluded
r = 0.0000

DL = ---
BEC = ---

Weight: ON >> Failed
Min Conc: ---

Step Mass Element ISTD Unit
(1) 206 (Pb) 209 ug/l

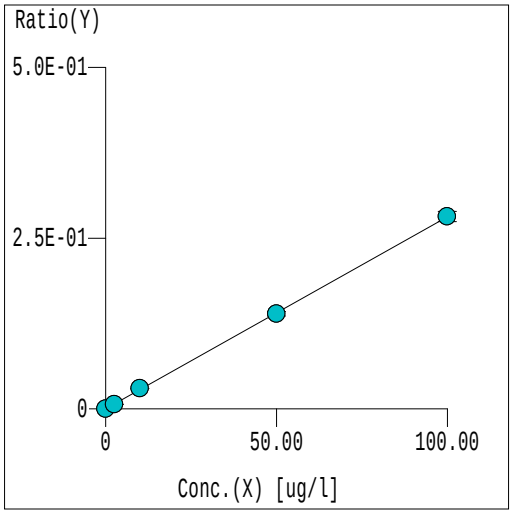

	Rjct	Conc	Calc Conc	CPS/Count	Ratio		RSD [%]
1		0.000	3.644E-04	231.1	8.982E-05	P	5.323
2		2.500	2.365	1.729E+04	6.739E-03	P	8.043E-01
3		10.00	10.58	7.611E+04	2.984E-02	P	1.323
4		50.00	49.47	3.509E+05	1.392E-01	P	2.304
5		100.0	100.1	6.896E+05	2.817E-01	P	2.705
6		---	---	---	---		---
7		---	---	---	---		---
8		---	---	---	---		---
9		---	---	---	---		---
10		---	---	---	---		---
11		---	---	---	---		---
12		---	---	---	---		---
13		---	---	---	---		---
14		---	---	---	---		---
15		---	---	---	---		---
16		---	---	---	---		---
17		---	---	---	---		---
18		---	---	---	---		---
19		---	---	---	---		---
20		---	---	---	---		---

Curve Fit: Y=aX+b
r = 1.0000
Y = 2.812E-003*X +8.880E-005
X = 3.556E+002*Y -3.157E-002
DL = 5.100E-03 ug/l
BEC = 3.157E-02 ug/l

Weight: ON >> Succeeded
Min Conc: ---

=== Graph Detail ===

Step	Mass	Element	ISTD	Unit
(1)	207	(Pb)	209	ug/l

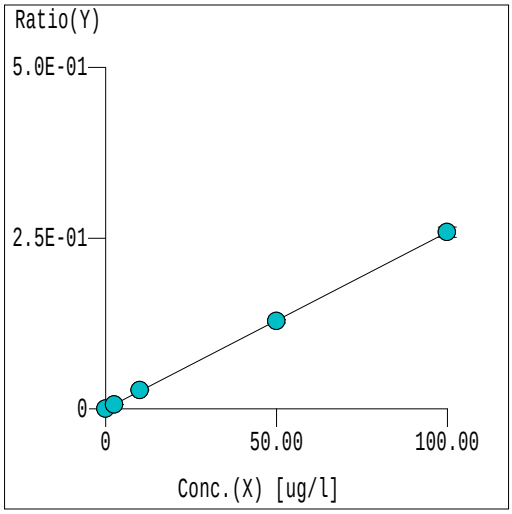

	Rjct	Conc	Calc Conc	CPS/Count	Ratio		RSD [%]
1		0.000	4.278E-04	185.6	7.208E-05	P	8.131
2		2.500	2.352	1.579E+04	6.153E-03	P	5.709E-01
3		10.00	10.58	6.995E+04	2.743E-02	P	2.138
4		50.00	49.58	3.232E+05	1.282E-01	P	2.014
5		100.0	100.0	6.332E+05	2.587E-01	P	2.915
6		---	---	---	---		---
7		---	---	---	---		---
8		---	---	---	---		---
9		---	---	---	---		---
10		---	---	---	---		---
11		---	---	---	---		---
12		---	---	---	---		---
13		---	---	---	---		---
14		---	---	---	---		---
15		---	---	---	---		---
16		---	---	---	---		---
17		---	---	---	---		---
18		---	---	---	---		---
19		---	---	---	---		---
20		---	---	---	---		---

Curve Fit: Y=aX+b
r = 1.0000
Y = 2.585E-003*X +7.098E-005
X = 3.868E+002*Y -2.745E-002
DL = 6.801E-03 ug/l
BEC = 2.745E-02 ug/l

Weight: ON >> Succeeded
Min Conc: ---

Step	Mass	Element	ISTD	Unit
(1)	208	Pb	209	ug/l

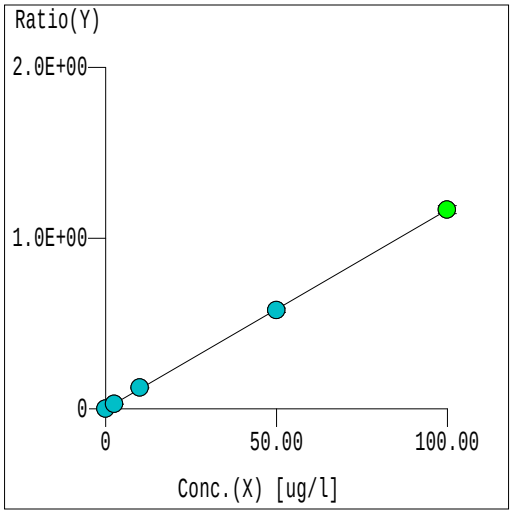

	Rjct	Conc	Calc Conc	CPS/Count	Ratio		RSD [%]
1		0.000	4.408E-04	886.7	3.447E-04	P	4.261
2		2.500	2.361	7.147E+04	2.785E-02	P	2.136
3		10.00	10.54	3.143E+05	1.232E-01	P	9.966E-01
4		50.00	49.58	1.457E+06	5.781E-01	P	2.247
5		100.0	100.1	2.855E+06	1.166E+00	A	1.995
6		---	---	---	---		---
7		---	---	---	---		---
8		---	---	---	---		---
9		---	---	---	---		---
10		---	---	---	---		---
11		---	---	---	---		---
12		---	---	---	---		---
13		---	---	---	---		---
14		---	---	---	---		---
15		---	---	---	---		---
16		---	---	---	---		---
17		---	---	---	---		---
18		---	---	---	---		---
19		---	---	---	---		---
20		---	---	---	---		---

Curve Fit: Y=aX+b
r = 1.0000
Y = 1.165E-002*X +3.396E-004
X = 8.580E+001*Y -2.914E-002
DL = 3.780E-03 ug/l
BEC = 2.914E-02 ug/l

Weight: ON >> Succeeded
Min Conc: ---

=== Graph Detail ===

Step	Mass	Element	ISTD	Unit
(1)	209	Bi	---	

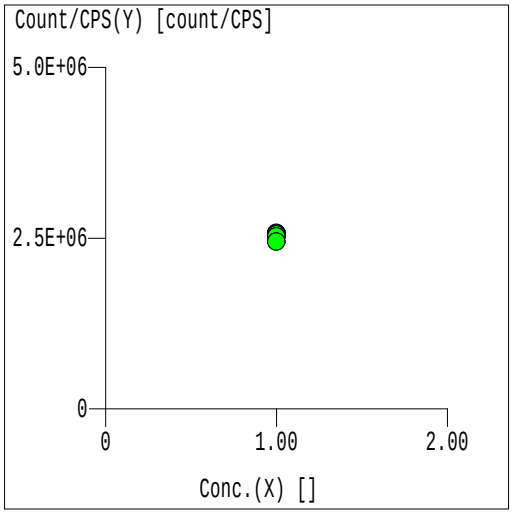

	Rjct	Conc	Calc Conc	CPS/Count	Ratio		RSD [%]
1		1.000	---	2.573E+06	---	A	1.207
2		1.000	---	2.566E+06	---	A	1.477
3		1.000	---	2.550E+06	---	A	1.651
4		1.000	---	2.521E+06	---	A	6.206E-01
5		1.000	---	2.448E+06	---	A	5.083E-01
6		1.000	---	---	---		---
7		1.000	---	---	---		---
8		1.000	---	---	---		---
9		1.000	---	---	---		---
10		1.000	---	---	---		---
11		1.000	---	---	---		---
12		1.000	---	---	---		---
13		1.000	---	---	---		---
14		1.000	---	---	---		---
15		1.000	---	---	---		---
16		1.000	---	---	---		---
17		1.000	---	---	---		---
18		1.000	---	---	---		---
19		1.000	---	---	---		---
20		1.000	---	---	---		---

Curve Fit: Excluded
r = 0.0000

DL = ---
BEC = ---

VIS Element: OFF
Min Conc: ---

Sample QC Report

Data File: C:\ICPCHEM\1\DATA\16D25o04.B\001SMPL.D\001SMPL.D#
Date Acquired: Apr 25 2016 02:51 pm
Acq. Method: DW_AsPb.M
Operator:
Sample Name: scan chk
Misc Info:
Vial Number: 4506
Current Method: C:\ICPCHEM\1\METHODS\DW_AsPb.M
Calibration File: C:\ICPCHEM\1\CALIB\DW_AsPb.C
Last Cal. Update: Apr 25 2016 02:44 pm
Sample Type: Sample
Dilution Factor: 1.00
Autodil Factor: Undiluted
Final Dil Factor: 1.00

Data Results:
Analytes: Pass
ISTD: Pass

QC Elements

Element	IS Ref	Tune	Corr Conc	Raw Conc	Units	RSD(%)	High Limit	Flag
75 As	74	1	33.72	33.72	ug/l	1.38	1800.00	
208 Pb	209	1	34.35	34.35	ug/l	2.95	1800.00	

ISTD Elements

Element	Tune	CPS Mean	RSD(%)	Ref Value	Rec(%)	QC Range(%)	Flag
74 Ge	1	570282	1.67	---	#VALUE!	60 - 125	
209 Bi	1	2511696	0.83	---	#VALUE!	60 - 125	

Tune File# 1 c:\icpchem\1\7500\nogas.u
Tune File# 2 C:\ICPCHEM\1\7500\
Tune File# 3 C:\ICPCHEM\1\7500\

ISTD Ref File : ---

0 :Element Failures
0 :ISTD Failures
0 :Max. Number of Failures Allowed
0 :Max. Number of ISTD Failures Allowed

Sample QC Report

Data File: C:\ICPCHEM\1\DATA\16D25o04.B\002SMPL.D\002SMPL.D#
Date Acquired: Apr 25 2016 02:54 pm
Acq. Method: DW_AsPb.M
Operator:
Sample Name: Rn Chk
Misc Info:
Vial Number: 2
Current Method: C:\ICPCHEM\1\METHODS\DW_AsPb.M
Calibration File: C:\ICPCHEM\1\CALIB\DW_AsPb.C
Last Cal. Update: Apr 25 2016 02:44 pm
Sample Type: Sample
Dilution Factor: 1.00
Autodil Factor: Undiluted
Final Dil Factor: 1.00

Data Results:
Analytes: Pass
ISTD: Pass

QC Elements

Element	IS Ref	Tune	Corr Conc	Raw Conc	Units	RSD(%)	High Limit	Flag
75 As	74	1	-0.07	-0.07	ug/l	67.19	1800.00	
208 Pb	209	1	0.01	0.01	ug/l	25.97	1800.00	

ISTD Elements

Element	Tune	CPS Mean	RSD(%)	Ref Value	Rec(%)	QC Range(%)	Flag
74 Ge	1	590067	2.20	---	#VALUE!	60 - 125	
209 Bi	1	2585169	1.37	---	#VALUE!	60 - 125	

Tune File# 1 c:\icpchem\1\7500\nogas.u
Tune File# 2 C:\ICPCHEM\1\7500\
Tune File# 3 C:\ICPCHEM\1\7500\

ISTD Ref File : ---

0 :Element Failures
0 :ISTD Failures
0 :Max. Number of Failures Allowed
0 :Max. Number of ISTD Failures Allowed

Sample QC Report

Data File: C:\ICPCHEM\1\DATA\16D25o04.B\003SMPL.D\003SMPL.D#
Date Acquired: Apr 25 2016 02:57 pm
Acq. Method: DW_AsPb.M
Operator:
Sample Name: Rn Chk
Misc Info:
Vial Number: 2
Current Method: C:\ICPCHEM\1\METHODS\DW_AsPb.M
Calibration File: C:\ICPCHEM\1\CALIB\DW_AsPb.C
Last Cal. Update: Apr 25 2016 02:44 pm
Sample Type: Sample
Dilution Factor: 1.00
Autodil Factor: Undiluted
Final Dil Factor: 1.00

Data Results:
Analytes: Pass
ISTD: Pass

QC Elements

Element	IS Ref	Tune	Corr Conc	Raw Conc	Units	RSD(%)	High Limit	Flag
75 As	74	1	-0.10	-0.10	ug/l	41.01	1800.00	
208 Pb	209	1	0.01	0.01	ug/l	36.65	1800.00	

ISTD Elements

Element	Tune	CPS Mean	RSD(%)	Ref Value	Rec(%)	QC Range(%)	Flag
74 Ge	1	593729	1.76	---	#VALUE!	60 - 125	
209 Bi	1	2605890	0.39	---	#VALUE!	60 - 125	

Tune File# 1 c:\icpchem\1\7500\nogas.u
Tune File# 2 C:\ICPCHEM\1\7500\
Tune File# 3 C:\ICPCHEM\1\7500\

ISTD Ref File : ---

0 :Element Failures
0 :ISTD Failures
0 :Max. Number of Failures Allowed
0 :Max. Number of ISTD Failures Allowed

Calibration Blank QC Report

Data File: C:\ICPCHEM\1\DATA\16D25o04.B\004CAL
Date Acquired: Apr 25 2016 02:59 pm
Operator:
Sample Name: CAL BLK
Misc Info:
Vial Number: 1101
Current Method: C:\ICPCHEM\1\METHODS\DW_AsPb.M
Calibration File: C:\ICPCHEM\1\CALIB\DW_AsPb.C
Last Cal Update: Apr 25 2016 02:44 pm
Sample Type: CalBlk
Total Dil Factor: 1.00

QC&ISTD Elements

Element		CPS Mean		SD	RSD(%)
74	Ge	588102.31	P	11570.00	1.97
75	As	-347.35	P	192.70	55.48
77	(As)	117.78	P	22.20	18.85
82	(Se)	102.23	P	18.36	17.96
83	(As)	221.12	P	53.16	24.04
206	(Pb)	231.12	P	13.47	5.83
207	(Pb)	185.57	P	17.11	9.22
208	Pb	886.72	P	36.67	4.14
209	Bi	2572738.00	A	31040.00	1.21

Calibration Standard QC Report

Data File: C:\ICPCHEM\1\DATA\16D25o04.B\005CALS.D\005CALS.D#
Date Acquired: Apr 25 2016 03:02 pm
Operator:
Sample Name: CAL1 4335929
Misc Info:
Vial Number: 1102
Current Method: C:\ICPCHEM\1\METHODS\DW_AsPb.M
Calibration File: C:\ICPCHEM\1\CALIB\DW_AsPb.C
Last Cal Update: Apr 25 2016 03:00 pm
Sample Type: CalStd
Total Dil Factor: 1.00

QC&ISTD Elements

Element	CPS Mean		SD	RSD(%)
74 Ge	585060.81	P	14430.00	2.47
75 As	1919.10	P	158.10	8.24
77 (As)	401.13	P	23.41	5.84
82 (Se)	433.36	P	33.83	7.81
83 (As)	166.68	P	16.67	10.00
206 (Pb)	17289.68	P	115.80	0.67
207 (Pb)	15787.67	P	322.60	2.04
208 Pb	71473.12	P	2468.00	3.45
209 Bi	2565806.00	A	37890.00	1.48

ISTD Elements

Element	CPS Mean	RSD(%)	Ref Value	Rec(%)	QC Range(%)	Flag
74 Ge	585060.81	2.47	588102.31	99.5	60 - 125	
209 Bi	2565805.80	1.48	2572738.00	99.7	60 - 125	

ISTD Ref File : C:\ICPCHEM\1\DATA\16D25o04.B\004CALB.D\004CALB.D#

--- :Element Failures --- :Max. Number of Failures Allowed
0 :ISTD Failures 0 :Max. Number of ISTD Failures Allowed

Data Results:

Analytes: Pass
ISTD: Pass

Calibration Standard QC Report

Data File: C:\ICPCHEM\1\DATA\16D25o04.B\006CALS.D\006CALS.D#
Date Acquired: Apr 25 2016 03:05 pm
Operator:
Sample Name: CAL2 4335930
Misc Info:
Vial Number: 1103
Current Method: C:\ICPCHEM\1\METHODS\DW_AsPb.M
Calibration File: C:\ICPCHEM\1\CALIB\DW_AsPb.C
Last Cal Update: Apr 25 2016 03:03 pm
Sample Type: CalStd
Total Dil Factor: 1.00

QC&ISTD Elements

Element	CPS Mean		SD	RSD(%)
74 Ge	579883.63	P	14630.00	2.52
75 As	23573.54	P	460.10	1.95
77 (As)	1300.12	P	95.64	7.36
82 (Se)	1654.62	P	16.44	0.99
83 (As)	171.12	P	25.24	14.75
206 (Pb)	76109.95	P	2265.00	2.98
207 (Pb)	69951.59	P	2088.00	2.98
208 Pb	314253.69	P	7858.00	2.50
209 Bi	2550326.00	A	42100.00	1.65

ISTD Elements

Element	CPS Mean	RSD(%)	Ref Value	Rec(%)	QC Range(%)	Flag
74 Ge	579883.56	2.52	588102.31	98.6	60 - 125	
209 Bi	2550326.30	1.65	2572738.00	99.1	60 - 125	

ISTD Ref File : C:\ICPCHEM\1\DATA\16D25o04.B\004CALB.D\004CALB.D#

--- :Element Failures --- :Max. Number of Failures Allowed
0 :ISTD Failures 0 :Max. Number of ISTD Failures Allowed

Data Results:

Analytes: Pass
ISTD: Pass

Calibration Standard QC Report

Data File: C:\ICPCHEM\1\DATA\16D25o04.B\007CALS.D\007CALS.D#
Date Acquired: Apr 25 2016 03:08 pm
Operator:
Sample Name: CAL3 4335932
Misc Info:
Vial Number: 1104
Current Method: C:\ICPCHEM\1\METHODS\DW_AsPb.M
Calibration File: C:\ICPCHEM\1\CALIB\DW_AsPb.C
Last Cal Update: Apr 25 2016 03:06 pm
Sample Type: CalStd
Total Dil Factor: 1.00

QC&ISTD Elements

Element	CPS Mean		SD	RSD(%)
74 Ge	570216.81	P	6923.00	1.21
75 As	113239.50	P	2823.00	2.49
77 (As)	5963.83	P	93.51	1.57
82 (Se)	7893.85	P	387.90	4.91
83 (As)	154.45	P	5.09	3.30
206 (Pb)	350872.81	P	7162.00	2.04
207 (Pb)	323229.69	P	5739.00	1.78
208 Pb	1457112.00	P	29550.00	2.03
209 Bi	2520540.00	A	15640.00	0.62

ISTD Elements

Element	CPS Mean	RSD(%)	Ref Value	Rec(%)	QC Range(%)	Flag
74 Ge	570216.81	1.21	588102.31	97.0	60 - 125	
209 Bi	2520539.80	0.62	2572738.00	98.0	60 - 125	

ISTD Ref File : C:\ICPCHEM\1\DATA\16D25o04.B\004CALB.D\004CALB.D#

--- :Element Failures --- :Max. Number of Failures Allowed
0 :ISTD Failures 0 :Max. Number of ISTD Failures Allowed

Data Results:

Analytes: Pass
ISTD: Pass

Calibration Standard QC Report

Data File: C:\ICPCHEM\1\DATA\16D25o04.B\008CALS.D\008CALS.D#
Date Acquired: Apr 25 2016 03:11 pm
Operator:
Sample Name: CAL4 4335937
Misc Info:
Vial Number: 1105
Current Method: C:\ICPCHEM\1\METHODS\DW_AsPb.M
Calibration File: C:\ICPCHEM\1\CALIB\DW_AsPb.C
Last Cal Update: Apr 25 2016 03:09 pm
Sample Type: CalStd
Total Dil Factor: 1.00

QC&ISTD Elements

Element	CPS Mean		SD	RSD(%)
74 Ge	559952.13	P	10300.00	1.84
75 As	224716.80	P	5176.00	2.30
77 (As)	11363.19	P	46.75	0.41
82 (Se)	14959.18	P	438.80	2.93
83 (As)	166.68	P	20.82	12.49
206 (Pb)	689553.38	P	18360.00	2.66
207 (Pb)	633193.00	P	18290.00	2.89
208 Pb	2855248.00	A	53590.00	1.88
209 Bi	2447837.00	A	12440.00	0.51

ISTD Elements

Element	CPS Mean	RSD(%)	Ref Value	Rec(%)	QC Range(%)	Flag
74 Ge	559952.13	1.84	588102.31	95.2	60 - 125	
209 Bi	2447837.50	0.51	2572738.00	95.1	60 - 125	

ISTD Ref File : C:\ICPCHEM\1\DATA\16D25o04.B\004CALB.D\004CALB.D#

--- :Element Failures --- :Max. Number of Failures Allowed
0 :ISTD Failures 0 :Max. Number of ISTD Failures Allowed

Data Results:

Analytes: Pass
ISTD: Pass

Initial Calibration Verification (ICV) QC Report

Data File: C:\ICPCHEM\1\DATA\16D25o04.B\009QCS1.D\009QCS1.D#
Date Acquired: Apr 25 2016 03:14 pm
Acq. Method: DW_AsPb.M
Operator:
Sample Name: ICV 4306037
Misc Info:
Vial Number: 1201
Current Method: C:\ICPCHEM\1\METHODS\DW_AsPb.M
Calibration File: C:\ICPCHEM\1\CALIB\DW_AsPb.C
Last Cal. Update: Apr 25 2016 03:11 pm
Sample Type: QCS
Prep Dil. Factor: 1.00
Autodil Factor: Undiluted
Final Dil Factor: 1.00

Data Results:
Analytes: Pass
ISTD: Pass

Analyte Elements

Element	IS Ref	Tune	Conc. ug/L	RSD(%)	Expected	Rec(%)	QC Range(%)	Flag
75 As	74	1	40.15	1.28	40	100.4	90 - 110	
208 Pb	209	1	40.26	3.04	40	100.7	90 - 110	

ISTD Elements

Element	Tune	CPS Mean	RSD(%)	Ref Value	Rec(%)	QC Range(%)	Flag
74 Ge	1	574755	1.96	588102	97.7	60 - 125	
209 Bi	1	2523802	0.88	2572738	98.1	60 - 125	

Tune File# 1 c:\icpchem\1\7500\nogas.u
Tune File# 2 C:\ICPCHEM\1\7500\
Tune File# 3 C:\ICPCHEM\1\7500\

ISTD Ref File : C:\ICPCHEM\1\DATA\16D25o04.B\004CALB.D\004CALB.D#

0 :Element Failures
0 :ISTD Failures
0 :Max. Number of Failures Allowed
0 :Max. Number of ISTD Failures Allowed

CCB QC Report

Data File: C:\ICPCHEM\1\DATA\16D25o04.B\010_CCB.D\010_CCB.D#
Date Acquired: Apr 25 2016 03:16 pm
Operator:
Sample Name: ICB
Misc Info:
Vial Number: 1101
Current Method: C:\ICPCHEM\1\METHODS\DW_AsPb.M
Calibration File: C:\ICPCHEM\1\CALIB\DW_AsPb.C
Last Cal Update: Apr 25 2016 03:11 pm
Sample Type: CCB
Total Dil Factor: 1.00

QC Elements

Element	Conc.		RSD(%)	High Limit	Flag
75 As	0.06	ug/l	73.30	1.00	
208 Pb	0.00	ug/l	124.71	2.50	

ISTD Elements

Element	CPS Mean	RSD(%)	Ref Value	Rec(%)	QC Range(%)	Flag
74 Ge	593604.81	1.62	588102.31	100.9	60 - 125	
209 Bi	2576959.30	0.29	2572738.00	100.2	60 - 125	

ISTD Ref File : C:\ICPCHEM\1\DATA\16D25o04.B\004CALB.D\004CALB.D#

0 :Element Failures 0 :Max. Number of Failures Allowed
0 :ISTD Failures 0 :Max. Number of ISTD Failures Allowed

Data Results:

Analytes: Pass
ISTD: Pass

Quality Control Sample QC Report

Data File: C:\ICPCHEM\1\DATA\16D25o04.B\011RL2_.D\011RL2_.D#
Date Acquired: Apr 25 2016 03:19 pm
Acq. Method: DW_AsPb.M
Operator:
Sample Name: CRI 4335929
Misc Info:
Vial Number: 1102
Current Method: C:\ICPCHEM\1\METHODS\DW_AsPb.M
Calibration File: C:\ICPCHEM\1\CALIB\DW_AsPb.C
Last Cal. Update: Apr 25 2016 03:11 pm
Sample Type: RL2
Prep Dil. Factor: 1.00
Autodil Factor: Undiluted
Final Dil Factor: 1.00

Data Results:
Analytes: Pass
ISTD: Pass

Analyte Elements

Element	IS Ref	Tune	Conc. ppb	RSD(%)	Expected	Rec(%)	QC Range(%)	Flag
75 As	74	1	1.04	8.20	1.00	103.8	85 - 115	
208 Pb	209	1	2.36	4.26	2.50	94.4	85 - 115	

ISTD Elements

Element	Tune	CPS Mean	RSD(%)	Ref Value	Rec(%)	QC Range(%)	Flag
74 Ge	1	588460	1.90	588102	100.1	60 - 125	
209 Bi	1	2556247	1.81	2572738	99.4	60 - 125	

Tune File# 1 c:\icpchem\1\7500\nogas.u
Tune File# 2 C:\ICPCHEM\1\7500\
Tune File# 3 C:\ICPCHEM\1\7500\

ISTD Ref File : C:\ICPCHEM\1\DATA\16D25o04.B\004CALB.D\004CALB.D#

0 :Element Failures
0 :ISTD Failures
0 :Max. Number of Failures Allowed
0 :Max. Number of ISTD Failures Allowed

Interfernce Check Standard (ICSA) QC Report

Data File: C:\ICPCHEM\1\DATA\16D25o04.B\012ICSA.D\012ICSA.D#
Date Acquired: Apr 25 2016 03:22 pm
Acq. Method: DW_AsPb.M
Operator:
Sample Name: ICSA 4335936
Misc Info:
Vial Number: 4504
Current Method: C:\ICPCHEM\1\METHODS\DW_AsPb.M
Calibration File: C:\ICPCHEM\1\CALIB\DW_AsPb.C
Last Cal. Update: Apr 25 2016 03:11 pm
Sample Type: ICSA
Prep Dil. Factor: 1.00
Autodil Factor: Undiluted
Final Dil Factor: 1.00

Data Results:
Analytes: Pass
ISTD: Pass

Analyte Elements

Element	IS Ref	Tune	Conc. ug/L	RSD(%)	Expected	Rec(%)	QC Range(%)	Flag
75 As	74	1	0.05	301.45	---		-	
208 Pb	209	1	0.26	1.28	---		-	

ISTD Elements

Element	Tune	CPS Mean	RSD(%)	Ref Value	Rec(%)	QC Range(%)	Flag
74 Ge	1	531583	2.46	588102	90.4	60 - 125	
209 Bi	1	2121623	0.58	2572738	82.5	60 - 125	

Tune File# 1 c:\icpchem\1\7500\nogas.u
Tune File# 2 C:\ICPCHEM\1\7500\
Tune File# 3 C:\ICPCHEM\1\7500\

ISTD Ref File : C:\ICPCHEM\1\DATA\16D25o04.B\004CALB.D\004CALB.D#

0 :Element Failures
0 :ISTD Failures
0 :Max. Number of Failures Allowed
0 :Max. Number of ISTD Failures Allowed

ICS-AB QC Report

Data File: C:\ICPCHEM\1\DATA\16D25o04.B\013ICSB.D\013ICSB.D#
Date Acquired: Apr 25 2016 03:25 pm
Acq. Method: DW_AsPb.M
Operator:
Sample Name: ICSAB 4335938
Misc Info:
Vial Number: 4505
Current Method: C:\ICPCHEM\1\METHODS\DW_AsPb.M
Calibration File: C:\ICPCHEM\1\CALIB\DW_AsPb.C
Last Cal. Update: Apr 25 2016 03:11 pm
Sample Type: ICSAB
Dilution Factor: 1.00

Data Results:
Analytes: Pass
ISTD: Pass

QC Elements

Element	IS Ref	Tune	Conc. ug/L	RSD(%)	Expected	%Recovery	QC Range(%)	Flag
75 As	74	1	95.03	0.26	100	95.0	80 - 120	
208 Pb	209	1	0.24	2.53	---		-	

ISTD Elements

Element	Tune	CPS Mean	RSD(%)	Ref Value	Rec(%)	QC Range(%)	Flag
74 Ge	1	513069	3.00	588102	87.2	60 - 125	
209 Bi	1	2070111	0.99	2572738	80.5	60 - 125	

Tune File# 1 c:\icpchem\1\7500\nogas.u
Tune File# 2 C:\ICPCHEM\1\7500\
Tune File# 3 C:\ICPCHEM\1\7500\

ISTD Ref File : C:\ICPCHEM\1\DATA\16D25o04.B\004CALB.D\004CALB.D#

0 :Element Failures
0 :ISTD Failures
0 :Max. Number of Failures Allowed
0 :Max. Number of ISTD Failures Allowed

Sample QC Report

Data File: C:\ICPCHEM\1\DATA\16D25o04.B\014SMPL.D\014SMPL.D#
Date Acquired: Apr 25 2016 03:28 pm
Acq. Method: DW_AsPb.M
Operator:
Sample Name: Rn chk
Misc Info:
Vial Number: 2
Current Method: C:\ICPCHEM\1\METHODS\DW_AsPb.M
Calibration File: C:\ICPCHEM\1\CALIB\DW_AsPb.C
Last Cal. Update: Apr 25 2016 03:11 pm
Sample Type: Sample
Dilution Factor: 1.00
Autodil Factor: Undiluted
Final Dil Factor: 1.00

Data Results:
Analytes: Pass
ISTD: Pass

QC Elements

Element	IS Ref	Tune	Corr Conc	Raw Conc	Units	RSD(%)	High Limit	Flag
75 As	74	1	0.04	0.04	ug/l	73.74	1800.00	
208 Pb	209	1	0.00	0.00	ug/l	180.80	1800.00	

ISTD Elements

Element	Tune	CPS Mean	RSD(%)	Ref Value	Rec(%)	QC Range(%)	Flag
74 Ge	1	583712	2.30	588102	99.3	60 - 125	
209 Bi	1	2516997	1.82	2572738	97.8	60 - 125	

Tune File# 1 c:\icpchem\1\7500\nogas.u
Tune File# 2 C:\ICPCHEM\1\7500\
Tune File# 3 C:\ICPCHEM\1\7500\

ISTD Ref File : C:\ICPCHEM\1\DATA\16D25o04.B\004CALB.D\004CALB.D#

0 :Element Failures
0 :ISTD Failures
0 :Max. Number of Failures Allowed
0 :Max. Number of ISTD Failures Allowed

Sample QC Report

Data File: C:\ICPCHEM\1\DATA\16D25o04.B\015SMPL.D\015SMPL.D#
Date Acquired: Apr 25 2016 03:31 pm
Acq. Method: DW_AsPb.M
Operator:
Sample Name: Rn chk
Misc Info:
Vial Number: 2
Current Method: C:\ICPCHEM\1\METHODS\DW_AsPb.M
Calibration File: C:\ICPCHEM\1\CALIB\DW_AsPb.C
Last Cal. Update: Apr 25 2016 03:11 pm
Sample Type: Sample
Dilution Factor: 1.00
Autodil Factor: Undiluted
Final Dil Factor: 1.00

Data Results:
Analytes: Pass
ISTD: Pass

QC Elements

Element	IS Ref	Tune	Corr Conc	Raw Conc	Units	RSD(%)	High Limit	Flag
75 As	74	1	0.09	0.09	ug/l	68.83	1800.00	
208 Pb	209	1	0.00	0.00	ug/l	80.20	1800.00	

ISTD Elements

Element	Tune	CPS Mean	RSD(%)	Ref Value	Rec(%)	QC Range(%)	Flag
74 Ge	1	593391	2.52	588102	100.9	60 - 125	
209 Bi	1	2557271	0.60	2572738	99.4	60 - 125	

Tune File# 1 c:\icpchem\1\7500\nogas.u
Tune File# 2 C:\ICPCHEM\1\7500\
Tune File# 3 C:\ICPCHEM\1\7500\

ISTD Ref File : C:\ICPCHEM\1\DATA\16D25o04.B\004CALB.D\004CALB.D#

0 :Element Failures
0 :ISTD Failures
0 :Max. Number of Failures Allowed
0 :Max. Number of ISTD Failures Allowed

Continuing Calibration Verification (CCV) QC Report

Data File: C:\ICPCHEM\1\DATA\16D25o04.B\016_CCV.D\016_CCV.D#
Date Acquired: Apr 25 2016 03:34 pm
Acq. Method: DW_AsPb.M
Operator:
Sample Name: CCV 4335932
Misc Info:
Vial Number: 1104
Current Method: C:\ICPCHEM\1\METHODS\DW_AsPb.M
Calibration File: C:\ICPCHEM\1\CALIB\DW_AsPb.C
Last Cal. Update: Apr 25 2016 03:11 pm
Sample Type: CCV
Prep Dil. Factor: 1.00
Autodil Factor: Undiluted
Final Dil Factor: 1.00

Data Results:
Analytes: Pass
ISTD: Pass

Analyte Elements

Element	IS Ref	Tune	Conc. ug/L	RSD(%)	Expected	Rec(%)	QC Range(%)	Flag
75 As	74	1	49.77	0.68	50	99.5	90 - 110	
208 Pb	209	1	49.69	2.42	50	99.4	90 - 110	

ISTD Elements

Element	Tune	CPS Mean	RSD(%)	Ref Value	Rec(%)	QC Range(%)	Flag
74 Ge	1	571454	2.46	588102	97.2	60 - 125	
209 Bi	1	2479321	0.34	2572738	96.4	60 - 125	

Tune File# 1 c:\icpchem\1\7500\nogas.u
Tune File# 2 C:\ICPCHEM\1\7500\
Tune File# 3 C:\ICPCHEM\1\7500\

ISTD Ref File : C:\ICPCHEM\1\DATA\16D25o04.B\004CALB.D\004CALB.D#

0 :Element Failures
0 :ISTD Failures
0 :Max. Number of Failures Allowed
0 :Max. Number of ISTD Failures Allowed

CCB QC Report

Data File: C:\ICPCHEM\1\DATA\16D25o04.B\017_CCB.D\017_CCB.D#
Date Acquired: Apr 25 2016 03:37 pm
Operator:
Sample Name: CCB
Misc Info:
Vial Number: 1101
Current Method: C:\ICPCHEM\1\METHODS\DW_AsPb.M
Calibration File: C:\ICPCHEM\1\CALIB\DW_AsPb.C
Last Cal Update: Apr 25 2016 03:11 pm
Sample Type: CCB
Total Dil Factor: 1.00

QC Elements

Element	Conc.		RSD(%)	High Limit	Flag
75 As	0.11	ug/l	6.30	1.00	
208 Pb	0.00	ug/l	147.07	2.50	

ISTD Elements

Element	CPS Mean	RSD(%)	Ref Value	Rec(%)	QC Range(%)	Flag
74 Ge	596052.88	2.44	588102.31	101.4	60 - 125	
209 Bi	2558892.30	1.92	2572738.00	99.5	60 - 125	

ISTD Ref File : C:\ICPCHEM\1\DATA\16D25o04.B\004CALB.D\004CALB.D#

0 :Element Failures 0 :Max. Number of Failures Allowed
0 :ISTD Failures 0 :Max. Number of ISTD Failures Allowed

Data Results:

Analytes: Pass
ISTD: Pass

CCB QC Report

Data File: C:\ICPCHEM\1\DATA\16D25o04.B\018_CCB.D\018_CCB.D#
Date Acquired: Apr 25 2016 03:39 pm
Operator:
Sample Name: MB
Misc Info:
Vial Number: 2101
Current Method: C:\ICPCHEM\1\METHODS\DW_AsPb.M
Calibration File: C:\ICPCHEM\1\CALIB\DW_AsPb.C
Last Cal Update: Apr 25 2016 03:11 pm
Sample Type: CCB
Total Dil Factor: 1.00

QC Elements

Element	Conc.		RSD(%)	High Limit	Flag
75 As	0.04	ug/l	47.21	1.00	
208 Pb	-0.01	ug/l	23.17	2.50	

ISTD Elements

Element	CPS Mean	RSD(%)	Ref Value	Rec(%)	QC Range(%)	Flag
74 Ge	600476.06	2.64	588102.31	102.1	60 - 125	
209 Bi	2584415.00	1.12	2572738.00	100.5	60 - 125	

ISTD Ref File : C:\ICPCHEM\1\DATA\16D25o04.B\004CALB.D\004CALB.D#

0 :Element Failures 0 :Max. Number of Failures Allowed
0 :ISTD Failures 0 :Max. Number of ISTD Failures Allowed

Data Results:

Analytes: Pass
ISTD: Pass

Sample QC Report

Data File: C:\ICPCHEM\1\DATA\16D25o04.B\019SMPL.D\019SMPL.D#
Date Acquired: Apr 25 2016 03:42 pm
Acq. Method: DW_AsPb.M
Operator:
Sample Name: LCS
Misc Info:
Vial Number: 2102
Current Method: C:\ICPCHEM\1\METHODS\DW_AsPb.M
Calibration File: C:\ICPCHEM\1\CALIB\DW_AsPb.C
Last Cal. Update: Apr 25 2016 03:11 pm
Sample Type: Sample
Dilution Factor: 1.00
Autodil Factor: Undiluted
Final Dil Factor: 1.00

Data Results:
Analytes: Pass
ISTD: Pass

QC Elements

Element	IS Ref	Tune	Corr Conc	Raw Conc	Units	RSD(%)	High Limit	Flag
75 As	74	1	8.96	8.96	ug/l	1.15	1800.00	
208 Pb	209	1	4.43	4.43	ug/l	2.81	1800.00	

ISTD Elements

Element	Tune	CPS Mean	RSD(%)	Ref Value	Rec(%)	QC Range(%)	Flag
74 Ge	1	598235	1.44	588102	101.7	60 - 125	
209 Bi	1	2581943	0.18	2572738	100.4	60 - 125	

Tune File# 1 c:\icpchem\1\7500\nogas.u
Tune File# 2 C:\ICPCHEM\1\7500\
Tune File# 3 C:\ICPCHEM\1\7500\

ISTD Ref File : C:\ICPCHEM\1\DATA\16D25o04.B\004CALB.D\004CALB.D#

0 :Element Failures
0 :ISTD Failures
0 :Max. Number of Failures Allowed
0 :Max. Number of ISTD Failures Allowed

Sample QC Report

Data File: C:\ICPCHEM\1\DATA\16D25o04.B\020SMPL.D\020SMPL.D#
Date Acquired: Apr 25 2016 03:45 pm
Acq. Method: DW_AsPb.M
Operator:
Sample Name: 460-111633-A-3 MS
Misc Info:
Vial Number: 2103
Current Method: C:\ICPCHEM\1\METHODS\DW_AsPb.M
Calibration File: C:\ICPCHEM\1\CALIB\DW_AsPb.C
Last Cal. Update: Apr 25 2016 03:11 pm
Sample Type: Sample
Dilution Factor: 1.00
Autodil Factor: Undiluted
Final Dil Factor: 1.00

Data Results:
Analytes: Pass
ISTD: Pass

QC Elements

Element	IS Ref	Tune	Corr Conc	Raw Conc	Units	RSD(%)	High Limit	Flag
75 As	74	1	9.14	9.14	ug/l	1.45	1800.00	
208 Pb	209	1	6.46	6.46	ug/l	3.01	1800.00	

ISTD Elements

Element	Tune	CPS Mean	RSD(%)	Ref Value	Rec(%)	QC Range(%)	Flag
74 Ge	1	611267	1.29	588102	103.9	60 - 125	
209 Bi	1	2507431	0.37	2572738	97.5	60 - 125	

Tune File# 1 c:\icpchem\1\7500\nogas.u
Tune File# 2 C:\ICPCHEM\1\7500\
Tune File# 3 C:\ICPCHEM\1\7500\

ISTD Ref File : C:\ICPCHEM\1\DATA\16D25o04.B\004CALB.D\004CALB.D#

0 :Element Failures
0 :ISTD Failures
0 :Max. Number of Failures Allowed
0 :Max. Number of ISTD Failures Allowed

Sample QC Report

Data File: C:\ICPCHEM\1\DATA\16D25o04.B\021SMPL.D\021SMPL.D#
Date Acquired: Apr 25 2016 03:48 pm
Acq. Method: DW_AsPb.M
Operator:
Sample Name: 460-111633-A-3 DU
Misc Info:
Vial Number: 2104
Current Method: C:\ICPCHEM\1\METHODS\DW_AsPb.M
Calibration File: C:\ICPCHEM\1\CALIB\DW_AsPb.C
Last Cal. Update: Apr 25 2016 03:11 pm
Sample Type: Sample
Dilution Factor: 1.00
Autodil Factor: Undiluted
Final Dil Factor: 1.00

Data Results:
Analytes: Pass
ISTD: Pass

QC Elements

Element	IS Ref	Tune	Corr Conc	Raw Conc	Units	RSD(%)	High Limit	Flag
75 As	74	1	0.29	0.29	ug/l	22.09	1800.00	
208 Pb	209	1	2.02	2.02	ug/l	4.05	1800.00	

ISTD Elements

Element	Tune	CPS Mean	RSD(%)	Ref Value	Rec(%)	QC Range(%)	Flag
74 Ge	1	610885	0.89	588102	103.9	60 - 125	
209 Bi	1	2516000	1.38	2572738	97.8	60 - 125	

Tune File# 1 c:\icpchem\1\7500\nogas.u
Tune File# 2 C:\ICPCHEM\1\7500\
Tune File# 3 C:\ICPCHEM\1\7500\

ISTD Ref File : C:\ICPCHEM\1\DATA\16D25o04.B\004CALB.D\004CALB.D#

0 :Element Failures
0 :ISTD Failures
0 :Max. Number of Failures Allowed
0 :Max. Number of ISTD Failures Allowed

Sample QC Report

Data File: C:\ICPCHEM\1\DATA\16D25o04.B\022SMPL.D\022SMPL.D#
Date Acquired: Apr 25 2016 03:51 pm
Acq. Method: DW_AsPb.M
Operator:
Sample Name: 460-111633-A-3
Misc Info:
Vial Number: 2105
Current Method: C:\ICPCHEM\1\METHODS\DW_AsPb.M
Calibration File: C:\ICPCHEM\1\CALIB\DW_AsPb.C
Last Cal. Update: Apr 25 2016 03:11 pm
Sample Type: Sample
Dilution Factor: 1.00
Autodil Factor: Undiluted
Final Dil Factor: 1.00

Data Results:
Analytes: Pass
ISTD: Pass

QC Elements

Element	IS Ref	Tune	Corr Conc	Raw Conc	Units	RSD(%)	High Limit	Flag
75 As	74	1	0.34	0.34	ug/l	10.27	1800.00	
208 Pb	209	1	2.02	2.02	ug/l	4.04	1800.00	

ISTD Elements

Element	Tune	CPS Mean	RSD(%)	Ref Value	Rec(%)	QC Range(%)	Flag
74 Ge	1	614898	1.38	588102	104.6	60 - 125	
209 Bi	1	2522768	1.12	2572738	98.1	60 - 125	

Tune File# 1 c:\icpchem\1\7500\nogas.u
Tune File# 2 C:\ICPCHEM\1\7500\
Tune File# 3 C:\ICPCHEM\1\7500\

ISTD Ref File : C:\ICPCHEM\1\DATA\16D25o04.B\004CALB.D\004CALB.D#

0 :Element Failures
0 :ISTD Failures
0 :Max. Number of Failures Allowed
0 :Max. Number of ISTD Failures Allowed

Sample QC Report

Data File: C:\ICPCHEM\1\DATA\16D25o04.B\023SMPL.D\023SMPL.D#
Date Acquired: Apr 25 2016 03:54 pm
Acq. Method: DW_AsPb.M
Operator:
Sample Name: sd 460-111633-A-3@5
Misc Info:
Vial Number: 2106
Current Method: C:\ICPCHEM\1\METHODS\DW_AsPb.M
Calibration File: C:\ICPCHEM\1\CALIB\DW_AsPb.C
Last Cal. Update: Apr 25 2016 03:11 pm
Sample Type: Sample
Dilution Factor: 5.00
Autodil Factor: Undiluted
Final Dil Factor: 5.00

Data Results:
Analytes: Pass
ISTD: Pass

QC Elements

Element	IS Ref	Tune	Corr Conc	Raw Conc	Units	RSD(%)	High Limit	Flag
75 As	74	1	0.42	0.08	ug/l	21.68	1800.00	
208 Pb	209	1	2.04	0.41	ug/l	3.43	1800.00	

ISTD Elements

Element	Tune	CPS Mean	RSD(%)	Ref Value	Rec(%)	QC Range(%)	Flag
74 Ge	1	603046	2.52	588102	102.5	60 - 125	
209 Bi	1	2534222	0.97	2572738	98.5	60 - 125	

Tune File# 1 c:\icpchem\1\7500\nogas.u
Tune File# 2 C:\ICPCHEM\1\7500\
Tune File# 3 C:\ICPCHEM\1\7500\

ISTD Ref File : C:\ICPCHEM\1\DATA\16D25o04.B\004CALB.D\004CALB.D#

0 :Element Failures
0 :ISTD Failures
0 :Max. Number of Failures Allowed
0 :Max. Number of ISTD Failures Allowed

Sample QC Report

Data File: C:\ICPCHEM\1\DATA\16D25o04.B\024SMPL.D\024SMPL.D#
Date Acquired: Apr 25 2016 03:56 pm
Acq. Method: DW_AsPb.M
Operator:
Sample Name: 460-111633-A-1
Misc Info:
Vial Number: 2107
Current Method: C:\ICPCHEM\1\METHODS\DW_AsPb.M
Calibration File: C:\ICPCHEM\1\CALIB\DW_AsPb.C
Last Cal. Update: Apr 25 2016 03:11 pm
Sample Type: Sample
Dilution Factor: 1.00
Autodil Factor: Undiluted
Final Dil Factor: 1.00

Data Results:
Analytes: Pass
ISTD: Pass

QC Elements

Element	IS Ref	Tune	Corr Conc	Raw Conc	Units	RSD(%)	High Limit	Flag
75 As	74	1	0.28	0.28	ug/l	8.72	1800.00	
208 Pb	209	1	4.27	4.27	ug/l	3.43	1800.00	

ISTD Elements

Element	Tune	CPS Mean	RSD(%)	Ref Value	Rec(%)	QC Range(%)	Flag
74 Ge	1	610479	1.50	588102	103.8	60 - 125	
209 Bi	1	2505989	0.67	2572738	97.4	60 - 125	

Tune File# 1 c:\icpchem\1\7500\nogas.u
Tune File# 2 C:\ICPCHEM\1\7500\
Tune File# 3 C:\ICPCHEM\1\7500\

ISTD Ref File : C:\ICPCHEM\1\DATA\16D25o04.B\004CALB.D\004CALB.D#

0 :Element Failures
0 :ISTD Failures
0 :Max. Number of Failures Allowed
0 :Max. Number of ISTD Failures Allowed

Sample QC Report

Data File: C:\ICPCHEM\1\DATA\16D25o04.B\025SMPL.D\025SMPL.D#
Date Acquired: Apr 25 2016 03:59 pm
Acq. Method: DW_AsPb.M
Operator:
Sample Name: ms 460-111633-A-1
Misc Info:
Vial Number: 2108
Current Method: C:\ICPCHEM\1\METHODS\DW_AsPb.M
Calibration File: C:\ICPCHEM\1\CALIB\DW_AsPb.C
Last Cal. Update: Apr 25 2016 03:11 pm
Sample Type: Sample
Dilution Factor: 1.00
Autodil Factor: Undiluted
Final Dil Factor: 1.00

Data Results:
Analytes: Pass
ISTD: Pass

QC Elements

Element	IS Ref	Tune	Corr Conc	Raw Conc	Units	RSD(%)	High Limit	Flag
75 As	74	1	9.14	9.14	ug/l	2.03	1800.00	
208 Pb	209	1	8.64	8.64	ug/l	2.70	1800.00	

ISTD Elements

Element	Tune	CPS Mean	RSD(%)	Ref Value	Rec(%)	QC Range(%)	Flag
74 Ge	1	604855	1.90	588102	102.8	60 - 125	
209 Bi	1	2502471	0.30	2572738	97.3	60 - 125	

Tune File# 1 c:\icpchem\1\7500\nogas.u
Tune File# 2 C:\ICPCHEM\1\7500\
Tune File# 3 C:\ICPCHEM\1\7500\

ISTD Ref File : C:\ICPCHEM\1\DATA\16D25o04.B\004CALB.D\004CALB.D#

0 :Element Failures
0 :ISTD Failures
0 :Max. Number of Failures Allowed
0 :Max. Number of ISTD Failures Allowed

Sample QC Report

Data File: C:\ICPCHEM\1\DATA\16D25o04.B\026SMPL.D\026SMPL.D#
Date Acquired: Apr 25 2016 04:02 pm
Acq. Method: DW_AsPb.M
Operator:
Sample Name: 460-111633-A-2
Misc Info:
Vial Number: 2109
Current Method: C:\ICPCHEM\1\METHODS\DW_AsPb.M
Calibration File: C:\ICPCHEM\1\CALIB\DW_AsPb.C
Last Cal. Update: Apr 25 2016 03:11 pm
Sample Type: Sample
Dilution Factor: 1.00
Autodil Factor: Undiluted
Final Dil Factor: 1.00

Data Results:
Analytes: Pass
ISTD: Pass

QC Elements

Element	IS Ref	Tune	Corr Conc	Raw Conc	Units	RSD(%)	High Limit	Flag
75 As	74	1	0.30	0.30	ug/l	6.00	1800.00	
208 Pb	209	1	0.50	0.50	ug/l	3.59	1800.00	

ISTD Elements

Element	Tune	CPS Mean	RSD(%)	Ref Value	Rec(%)	QC Range(%)	Flag
74 Ge	1	590337	2.59	588102	100.4	60 - 125	
209 Bi	1	2407228	0.49	2572738	93.6	60 - 125	

Tune File# 1 c:\icpchem\1\7500\nogas.u
Tune File# 2 C:\ICPCHEM\1\7500\
Tune File# 3 C:\ICPCHEM\1\7500\

ISTD Ref File : C:\ICPCHEM\1\DATA\16D25o04.B\004CALB.D\004CALB.D#

0 :Element Failures
0 :ISTD Failures
0 :Max. Number of Failures Allowed
0 :Max. Number of ISTD Failures Allowed

Sample QC Report

Data File: C:\ICPCHEM\1\DATA\16D25o04.B\027SMPL.D\027SMPL.D#
Date Acquired: Apr 25 2016 04:05 pm
Acq. Method: DW_AsPb.M
Operator:
Sample Name: 460-111633-A-4
Misc Info:
Vial Number: 2110
Current Method: C:\ICPCHEM\1\METHODS\DW_AsPb.M
Calibration File: C:\ICPCHEM\1\CALIB\DW_AsPb.C
Last Cal. Update: Apr 25 2016 03:11 pm
Sample Type: Sample
Dilution Factor: 1.00
Autodil Factor: Undiluted
Final Dil Factor: 1.00

Data Results:
Analytes: Pass
ISTD: Pass

QC Elements

Element	IS Ref	Tune	Corr Conc	Raw Conc	Units	RSD(%)	High Limit	Flag
75 As	74	1	0.27	0.27	ug/l	25.37	1800.00	
208 Pb	209	1	0.03	0.03	ug/l	6.81	1800.00	

ISTD Elements

Element	Tune	CPS Mean	RSD(%)	Ref Value	Rec(%)	QC Range(%)	Flag
74 Ge	1	610106	2.70	588102	103.7	60 - 125	
209 Bi	1	2474167	0.81	2572738	96.2	60 - 125	

Tune File# 1 c:\icpchem\1\7500\nogas.u
Tune File# 2 C:\ICPCHEM\1\7500\
Tune File# 3 C:\ICPCHEM\1\7500\

ISTD Ref File : C:\ICPCHEM\1\DATA\16D25o04.B\004CALB.D\004CALB.D#

0 :Element Failures
0 :ISTD Failures
0 :Max. Number of Failures Allowed
0 :Max. Number of ISTD Failures Allowed

Continuing Calibration Verification (CCV) QC Report

Data File: C:\ICPCHEM\1\DATA\16D25o04.B\028_CCV.D\028_CCV.D#
Date Acquired: Apr 25 2016 04:08 pm
Acq. Method: DW_AsPb.M
Operator:
Sample Name: CCV 4335932
Misc Info:
Vial Number: 1104
Current Method: C:\ICPCHEM\1\METHODS\DW_AsPb.M
Calibration File: C:\ICPCHEM\1\CALIB\DW_AsPb.C
Last Cal. Update: Apr 25 2016 03:11 pm
Sample Type: CCV
Prep Dil. Factor: 1.00
Autodil Factor: Undiluted
Final Dil Factor: 1.00

Data Results:
Analytes: Pass
ISTD: Pass

Analyte Elements

Element	IS Ref	Tune	Conc. ug/L	RSD(%)	Expected	Rec(%)	QC Range(%)	Flag
75 As	74	1	49.21	2.05	50	98.4	90 - 110	
208 Pb	209	1	49.65	2.24	50	99.3	90 - 110	

ISTD Elements

Element	Tune	CPS Mean	RSD(%)	Ref Value	Rec(%)	QC Range(%)	Flag
74 Ge	1	579084	2.65	588102	98.5	60 - 125	
209 Bi	1	2486683	0.78	2572738	96.7	60 - 125	

Tune File# 1 c:\icpchem\1\7500\nogas.u
Tune File# 2 C:\ICPCHEM\1\7500\
Tune File# 3 C:\ICPCHEM\1\7500\

ISTD Ref File : C:\ICPCHEM\1\DATA\16D25o04.B\004CALB.D\004CALB.D#

0 :Element Failures
0 :ISTD Failures
0 :Max. Number of Failures Allowed
0 :Max. Number of ISTD Failures Allowed

CCB QC Report

Data File: C:\ICPCHEM\1\DATA\16D25o04.B\029_CCB.D\029_CCB.D#
Date Acquired: Apr 25 2016 04:11 pm
Operator:
Sample Name: CCB
Misc Info:
Vial Number: 1101
Current Method: C:\ICPCHEM\1\METHODS\DW_AsPb.M
Calibration File: C:\ICPCHEM\1\CALIB\DW_AsPb.C
Last Cal Update: Apr 25 2016 03:11 pm
Sample Type: CCB
Total Dil Factor: 1.00

QC Elements

Element	Conc.		RSD(%)	High Limit	Flag
75 As	0.15	ug/l	17.62	1.00	
208 Pb	-0.01	ug/l	5.89	2.50	

ISTD Elements

Element	CPS Mean	RSD(%)	Ref Value	Rec(%)	QC Range(%)	Flag
74 Ge	593590.69	2.21	588102.31	100.9	60 - 125	
209 Bi	2559457.80	0.44	2572738.00	99.5	60 - 125	

ISTD Ref File : C:\ICPCHEM\1\DATA\16D25o04.B\004CALB.D\004CALB.D#

0 :Element Failures 0 :Max. Number of Failures Allowed
0 :ISTD Failures 0 :Max. Number of ISTD Failures Allowed

Data Results:

Analytes: Pass
ISTD: Pass

Sample QC Report

Data File: C:\ICPCHEM\1\DATA\16D25o04.B\030SMPL.D\030SMPL.D#
Date Acquired: Apr 25 2016 04:14 pm
Acq. Method: DW_AsPb.M
Operator:
Sample Name: 460-111633-A-5
Misc Info:
Vial Number: 2111
Current Method: C:\ICPCHEM\1\METHODS\DW_AsPb.M
Calibration File: C:\ICPCHEM\1\CALIB\DW_AsPb.C
Last Cal. Update: Apr 25 2016 03:11 pm
Sample Type: Sample
Dilution Factor: 1.00
Autodil Factor: Undiluted
Final Dil Factor: 1.00

Data Results:
Analytes: Pass
ISTD: Pass

QC Elements

Element	IS Ref	Tune	Corr Conc	Raw Conc	Units	RSD(%)	High Limit	Flag
75 As	74	1	0.26	0.26	ug/l	18.04	1800.00	
208 Pb	209	1	0.05	0.05	ug/l	11.54	1800.00	

ISTD Elements

Element	Tune	CPS Mean	RSD(%)	Ref Value	Rec(%)	QC Range(%)	Flag
74 Ge	1	614100	2.11	588102	104.4	60 - 125	
209 Bi	1	2482097	0.40	2572738	96.5	60 - 125	

Tune File# 1 c:\icpchem\1\7500\nogas.u
Tune File# 2 C:\ICPCHEM\1\7500\
Tune File# 3 C:\ICPCHEM\1\7500\

ISTD Ref File : C:\ICPCHEM\1\DATA\16D25o04.B\004CALB.D\004CALB.D#

0 :Element Failures
0 :ISTD Failures
0 :Max. Number of Failures Allowed
0 :Max. Number of ISTD Failures Allowed

Sample QC Report

Data File: C:\ICPCHEM\1\DATA\16D25o04.B\031SMPL.D\031SMPL.D#
Date Acquired: Apr 25 2016 04:17 pm
Acq. Method: DW_AsPb.M
Operator:
Sample Name: 460-111633-A-6
Misc Info:
Vial Number: 2112
Current Method: C:\ICPCHEM\1\METHODS\DW_AsPb.M
Calibration File: C:\ICPCHEM\1\CALIB\DW_AsPb.C
Last Cal. Update: Apr 25 2016 03:11 pm
Sample Type: Sample
Dilution Factor: 1.00
Autodil Factor: Undiluted
Final Dil Factor: 1.00

Data Results:
Analytes: Pass
ISTD: Pass

QC Elements

Element	IS Ref	Tune	Corr Conc	Raw Conc	Units	RSD(%)	High Limit	Flag
75 As	74	1	0.31	0.31	ug/l	19.17	1800.00	
208 Pb	209	1	0.02	0.02	ug/l	6.61	1800.00	

ISTD Elements

Element	Tune	CPS Mean	RSD(%)	Ref Value	Rec(%)	QC Range(%)	Flag
74 Ge	1	620520	1.13	588102	105.5	60 - 125	
209 Bi	1	2506344	0.66	2572738	97.4	60 - 125	

Tune File# 1 c:\icpchem\1\7500\nogas.u
Tune File# 2 C:\ICPCHEM\1\7500\
Tune File# 3 C:\ICPCHEM\1\7500\

ISTD Ref File : C:\ICPCHEM\1\DATA\16D25o04.B\004CALB.D\004CALB.D#

0 :Element Failures
0 :ISTD Failures
0 :Max. Number of Failures Allowed
0 :Max. Number of ISTD Failures Allowed

Sample QC Report

Data File: C:\ICPCHEM\1\DATA\16D25o04.B\032SMPL.D\032SMPL.D#
Date Acquired: Apr 25 2016 04:19 pm
Acq. Method: DW_AsPb.M
Operator:
Sample Name: 460-111633-A-7
Misc Info:
Vial Number: 2201
Current Method: C:\ICPCHEM\1\METHODS\DW_AsPb.M
Calibration File: C:\ICPCHEM\1\CALIB\DW_AsPb.C
Last Cal. Update: Apr 25 2016 03:11 pm
Sample Type: Sample
Dilution Factor: 1.00
Autodil Factor: Undiluted
Final Dil Factor: 1.00

Data Results:
Analytes: Pass
ISTD: Pass

QC Elements

Element	IS Ref	Tune	Corr Conc	Raw Conc	Units	RSD(%)	High Limit	Flag
75 As	74	1	0.26	0.26	ug/l	27.55	1800.00	
208 Pb	209	1	0.03	0.03	ug/l	14.04	1800.00	

ISTD Elements

Element	Tune	CPS Mean	RSD(%)	Ref Value	Rec(%)	QC Range(%)	Flag
74 Ge	1	606258	1.20	588102	103.1	60 - 125	
209 Bi	1	2456332	1.41	2572738	95.5	60 - 125	

Tune File# 1 c:\icpchem\1\7500\nogas.u
Tune File# 2 C:\ICPCHEM\1\7500\
Tune File# 3 C:\ICPCHEM\1\7500\

ISTD Ref File : C:\ICPCHEM\1\DATA\16D25o04.B\004CALB.D\004CALB.D#

0 :Element Failures
0 :ISTD Failures
0 :Max. Number of Failures Allowed
0 :Max. Number of ISTD Failures Allowed

Sample QC Report

Data File: C:\ICPCHEM\1\DATA\16D25o04.B\033SMPL.D\033SMPL.D#
Date Acquired: Apr 25 2016 04:22 pm
Acq. Method: DW_AsPb.M
Operator:
Sample Name: 460-111633-A-8
Misc Info:
Vial Number: 2202
Current Method: C:\ICPCHEM\1\METHODS\DW_AsPb.M
Calibration File: C:\ICPCHEM\1\CALIB\DW_AsPb.C
Last Cal. Update: Apr 25 2016 03:11 pm
Sample Type: Sample
Dilution Factor: 1.00
Autodil Factor: Undiluted
Final Dil Factor: 1.00

Data Results:
Analytes: Pass
ISTD: Pass

QC Elements

Element	IS Ref	Tune	Corr Conc	Raw Conc	Units	RSD(%)	High Limit	Flag
75 As	74	1	0.33	0.33	ug/l	9.09	1800.00	
208 Pb	209	1	0.02	0.02	ug/l	15.80	1800.00	

ISTD Elements

Element	Tune	CPS Mean	RSD(%)	Ref Value	Rec(%)	QC Range(%)	Flag
74 Ge	1	617661	1.38	588102	105.0	60 - 125	
209 Bi	1	2505937	2.39	2572738	97.4	60 - 125	

Tune File# 1 c:\icpchem\1\7500\nogas.u
Tune File# 2 C:\ICPCHEM\1\7500\
Tune File# 3 C:\ICPCHEM\1\7500\

ISTD Ref File : C:\ICPCHEM\1\DATA\16D25o04.B\004CALB.D\004CALB.D#

0 :Element Failures
0 :ISTD Failures
0 :Max. Number of Failures Allowed
0 :Max. Number of ISTD Failures Allowed

Sample QC Report

Data File: C:\ICPCHEM\1\DATA\16D25o04.B\034SMPL.D\034SMPL.D#
Date Acquired: Apr 25 2016 04:25 pm
Acq. Method: DW_AsPb.M
Operator:
Sample Name: 460-111633-A-9
Misc Info:
Vial Number: 2203
Current Method: C:\ICPCHEM\1\METHODS\DW_AsPb.M
Calibration File: C:\ICPCHEM\1\CALIB\DW_AsPb.C
Last Cal. Update: Apr 25 2016 03:11 pm
Sample Type: Sample
Dilution Factor: 1.00
Autodil Factor: Undiluted
Final Dil Factor: 1.00

Data Results:
Analytes: Pass
ISTD: Pass

QC Elements

Element	IS Ref	Tune	Corr Conc	Raw Conc	Units	RSD(%)	High Limit	Flag
75 As	74	1	0.29	0.29	ug/l	10.13	1800.00	
208 Pb	209	1	0.01	0.01	ug/l	30.88	1800.00	

ISTD Elements

Element	Tune	CPS Mean	RSD(%)	Ref Value	Rec(%)	QC Range(%)	Flag
74 Ge	1	613886	2.36	588102	104.4	60 - 125	
209 Bi	1	2482734	0.12	2572738	96.5	60 - 125	

Tune File# 1 c:\icpchem\1\7500\nogas.u
Tune File# 2 C:\ICPCHEM\1\7500\
Tune File# 3 C:\ICPCHEM\1\7500\

ISTD Ref File : C:\ICPCHEM\1\DATA\16D25o04.B\004CALB.D\004CALB.D#

0 :Element Failures
0 :ISTD Failures
0 :Max. Number of Failures Allowed
0 :Max. Number of ISTD Failures Allowed

Sample QC Report

Data File: C:\ICPCHEM\1\DATA\16D25o04.B\035SMPL.D\035SMPL.D#
Date Acquired: Apr 25 2016 04:28 pm
Acq. Method: DW_AsPb.M
Operator:
Sample Name: 460-111633-A-10
Misc Info:
Vial Number: 2204
Current Method: C:\ICPCHEM\1\METHODS\DW_AsPb.M
Calibration File: C:\ICPCHEM\1\CALIB\DW_AsPb.C
Last Cal. Update: Apr 25 2016 03:11 pm
Sample Type: Sample
Dilution Factor: 1.00
Autodil Factor: Undiluted
Final Dil Factor: 1.00

Data Results:
Analytes: Pass
ISTD: Pass

QC Elements

Element	IS Ref	Tune	Corr Conc	Raw Conc	Units	RSD(%)	High Limit	Flag
75 As	74	1	0.30	0.30	ug/l	9.06	1800.00	
208 Pb	209	1	0.06	0.06	ug/l	9.64	1800.00	

ISTD Elements

Element	Tune	CPS Mean	RSD(%)	Ref Value	Rec(%)	QC Range(%)	Flag
74 Ge	1	615705	1.68	588102	104.7	60 - 125	
209 Bi	1	2520925	0.55	2572738	98.0	60 - 125	

Tune File# 1 c:\icpchem\1\7500\nogas.u
Tune File# 2 C:\ICPCHEM\1\7500\
Tune File# 3 C:\ICPCHEM\1\7500\

ISTD Ref File : C:\ICPCHEM\1\DATA\16D25o04.B\004CALB.D\004CALB.D#

0 :Element Failures
0 :ISTD Failures
0 :Max. Number of Failures Allowed
0 :Max. Number of ISTD Failures Allowed

Sample QC Report

Data File: C:\ICPCHEM\1\DATA\16D25o04.B\036SMPL.D\036SMPL.D#
Date Acquired: Apr 25 2016 04:31 pm
Acq. Method: DW_AsPb.M
Operator:
Sample Name: 460-111633-A-11
Misc Info:
Vial Number: 2205
Current Method: C:\ICPCHEM\1\METHODS\DW_AsPb.M
Calibration File: C:\ICPCHEM\1\CALIB\DW_AsPb.C
Last Cal. Update: Apr 25 2016 03:11 pm
Sample Type: Sample
Dilution Factor: 1.00
Autodil Factor: Undiluted
Final Dil Factor: 1.00

Data Results:
Analytes: Pass
ISTD: Pass

QC Elements

Element	IS Ref	Tune	Corr Conc	Raw Conc	Units	RSD(%)	High Limit	Flag
75 As	74	1	0.27	0.27	ug/l	15.43	1800.00	
208 Pb	209	1	0.08	0.08	ug/l	1.88	1800.00	

ISTD Elements

Element	Tune	CPS Mean	RSD(%)	Ref Value	Rec(%)	QC Range(%)	Flag
74 Ge	1	617954	4.15	588102	105.1	60 - 125	
209 Bi	1	2535459	1.90	2572738	98.6	60 - 125	

Tune File# 1 c:\icpchem\1\7500\nogas.u
Tune File# 2 C:\ICPCHEM\1\7500\
Tune File# 3 C:\ICPCHEM\1\7500\

ISTD Ref File : C:\ICPCHEM\1\DATA\16D25o04.B\004CALB.D\004CALB.D#

0 :Element Failures
0 :ISTD Failures
0 :Max. Number of Failures Allowed
0 :Max. Number of ISTD Failures Allowed

Sample QC Report

Data File: C:\ICPCHEM\1\DATA\16D25o04.B\037SMPL.D\037SMPL.D#
Date Acquired: Apr 25 2016 04:34 pm
Acq. Method: DW_AsPb.M
Operator:
Sample Name: 460-111633-A-12
Misc Info:
Vial Number: 2206
Current Method: C:\ICPCHEM\1\METHODS\DW_AsPb.M
Calibration File: C:\ICPCHEM\1\CALIB\DW_AsPb.C
Last Cal. Update: Apr 25 2016 03:11 pm
Sample Type: Sample
Dilution Factor: 1.00
Autodil Factor: Undiluted
Final Dil Factor: 1.00

Data Results:
Analytes: Pass
ISTD: Pass

QC Elements

Element	IS Ref	Tune	Corr Conc	Raw Conc	Units	RSD(%)	High Limit	Flag
75 As	74	1	0.29	0.29	ug/l	7.34	1800.00	
208 Pb	209	1	1.56	1.56	ug/l	3.06	1800.00	

ISTD Elements

Element	Tune	CPS Mean	RSD(%)	Ref Value	Rec(%)	QC Range(%)	Flag
74 Ge	1	622958	1.39	588102	105.9	60 - 125	
209 Bi	1	2514822	1.38	2572738	97.7	60 - 125	

Tune File# 1 c:\icpchem\1\7500\nogas.u
Tune File# 2 C:\ICPCHEM\1\7500\
Tune File# 3 C:\ICPCHEM\1\7500\

ISTD Ref File : C:\ICPCHEM\1\DATA\16D25o04.B\004CALB.D\004CALB.D#

0 :Element Failures
0 :ISTD Failures
0 :Max. Number of Failures Allowed
0 :Max. Number of ISTD Failures Allowed

Sample QC Report

Data File: C:\ICPCHEM\1\DATA\16D25o04.B\038SMPL.D\038SMPL.D#
Date Acquired: Apr 25 2016 04:37 pm
Acq. Method: DW_AsPb.M
Operator:
Sample Name: 460-111633-A-13
Misc Info:
Vial Number: 2207
Current Method: C:\ICPCHEM\1\METHODS\DW_AsPb.M
Calibration File: C:\ICPCHEM\1\CALIB\DW_AsPb.C
Last Cal. Update: Apr 25 2016 03:11 pm
Sample Type: Sample
Dilution Factor: 1.00
Autodil Factor: Undiluted
Final Dil Factor: 1.00

Data Results:
Analytes: Pass
ISTD: Pass

QC Elements

Element	IS Ref	Tune	Corr Conc	Raw Conc	Units	RSD(%)	High Limit	Flag
75 As	74	1	0.31	0.31	ug/l	16.13	1800.00	
208 Pb	209	1	0.46	0.46	ug/l	5.79	1800.00	

ISTD Elements

Element	Tune	CPS Mean	RSD(%)	Ref Value	Rec(%)	QC Range(%)	Flag
74 Ge	1	615231	0.74	588102	104.6	60 - 125	
209 Bi	1	2503378	1.25	2572738	97.3	60 - 125	

Tune File# 1 c:\icpchem\1\7500\nogas.u
Tune File# 2 C:\ICPCHEM\1\7500\
Tune File# 3 C:\ICPCHEM\1\7500\

ISTD Ref File : C:\ICPCHEM\1\DATA\16D25o04.B\004CALB.D\004CALB.D#

0 :Element Failures
0 :ISTD Failures
0 :Max. Number of Failures Allowed
0 :Max. Number of ISTD Failures Allowed

Continuing Calibration Verification (CCV) QC Report

Data File: C:\ICPCHEM\1\DATA\16D25o04.B\039_CCV.D\039_CCV.D#
Date Acquired: Apr 25 2016 04:39 pm
Acq. Method: DW_AsPb.M
Operator:
Sample Name: CCV 4335932
Misc Info:
Vial Number: 1104
Current Method: C:\ICPCHEM\1\METHODS\DW_AsPb.M
Calibration File: C:\ICPCHEM\1\CALIB\DW_AsPb.C
Last Cal. Update: Apr 25 2016 03:11 pm
Sample Type: CCV
Prep Dil. Factor: 1.00
Autodil Factor: Undiluted
Final Dil Factor: 1.00

Data Results:
Analytes: Pass
ISTD: Pass

Analyte Elements

Element	IS Ref	Tune	Conc. ug/L	RSD(%)	Expected	Rec(%)	QC Range(%)	Flag
75 As	74	1	48.60	0.38	50	97.2	90 - 110	
208 Pb	209	1	48.66	2.60	50	97.3	90 - 110	

ISTD Elements

Element	Tune	CPS Mean	RSD(%)	Ref Value	Rec(%)	QC Range(%)	Flag
74 Ge	1	582770	2.25	588102	99.1	60 - 125	
209 Bi	1	2504072	0.43	2572738	97.3	60 - 125	

Tune File# 1 c:\icpchem\1\7500\nogas.u
Tune File# 2 C:\ICPCHEM\1\7500\
Tune File# 3 C:\ICPCHEM\1\7500\

ISTD Ref File : C:\ICPCHEM\1\DATA\16D25o04.B\004CALB.D\004CALB.D#

0 :Element Failures
0 :ISTD Failures
0 :Max. Number of Failures Allowed
0 :Max. Number of ISTD Failures Allowed

CCB QC Report

Data File: C:\ICPCHEM\1\DATA\16D25o04.B\040_CCB.D\040_CCB.D#
Date Acquired: Apr 25 2016 04:42 pm
Operator:
Sample Name: CCB
Misc Info:
Vial Number: 1101
Current Method: C:\ICPCHEM\1\METHODS\DW_AsPb.M
Calibration File: C:\ICPCHEM\1\CALIB\DW_AsPb.C
Last Cal Update: Apr 25 2016 03:11 pm
Sample Type: CCB
Total Dil Factor: 1.00

QC Elements

Element	Conc.		RSD(%)	High Limit	Flag
75 As	0.08	ug/l	75.33	1.00	
208 Pb	-0.01	ug/l	10.55	2.50	

ISTD Elements

Element	CPS Mean	RSD(%)	Ref Value	Rec(%)	QC Range(%)	Flag
74 Ge	602750.13	1.77	588102.31	102.5	60 - 125	
209 Bi	2566924.30	1.30	2572738.00	99.8	60 - 125	

ISTD Ref File : C:\ICPCHEM\1\DATA\16D25o04.B\004CALB.D\004CALB.D#

0 :Element Failures 0 :Max. Number of Failures Allowed
0 :ISTD Failures 0 :Max. Number of ISTD Failures Allowed

Data Results:

Analytes: Pass
ISTD: Pass

Sample QC Report

Data File: C:\ICPCHEM\1\DATA\16D25o04.B\041SMPL.D\041SMPL.D#
Date Acquired: Apr 25 2016 04:45 pm
Acq. Method: DW_AsPb.M
Operator:
Sample Name: 460-111633-A-14
Misc Info:
Vial Number: 2208
Current Method: C:\ICPCHEM\1\METHODS\DW_AsPb.M
Calibration File: C:\ICPCHEM\1\CALIB\DW_AsPb.C
Last Cal. Update: Apr 25 2016 03:11 pm
Sample Type: Sample
Dilution Factor: 1.00
Autodil Factor: Undiluted
Final Dil Factor: 1.00

Data Results:
Analytes: Pass
ISTD: Pass

QC Elements

Element	IS Ref	Tune	Corr Conc	Raw Conc	Units	RSD(%)	High Limit	Flag
75 As	74	1	0.32	0.32	ug/l	7.65	1800.00	
208 Pb	209	1	2.46	2.46	ug/l	3.41	1800.00	

ISTD Elements

Element	Tune	CPS Mean	RSD(%)	Ref Value	Rec(%)	QC Range(%)	Flag
74 Ge	1	625667	1.91	588102	106.4	60 - 125	
209 Bi	1	2534337	0.55	2572738	98.5	60 - 125	

Tune File# 1 c:\icpchem\1\7500\nogas.u
Tune File# 2 C:\ICPCHEM\1\7500\
Tune File# 3 C:\ICPCHEM\1\7500\

ISTD Ref File : C:\ICPCHEM\1\DATA\16D25o04.B\004CALB.D\004CALB.D#

0 :Element Failures
0 :ISTD Failures
0 :Max. Number of Failures Allowed
0 :Max. Number of ISTD Failures Allowed

Sample QC Report

Data File: C:\ICPCHEM\1\DATA\16D25o04.B\042SMPL.D\042SMPL.D#
Date Acquired: Apr 25 2016 04:48 pm
Acq. Method: DW_AsPb.M
Operator:
Sample Name: 460-111633-A-15
Misc Info:
Vial Number: 2209
Current Method: C:\ICPCHEM\1\METHODS\DW_AsPb.M
Calibration File: C:\ICPCHEM\1\CALIB\DW_AsPb.C
Last Cal. Update: Apr 25 2016 03:11 pm
Sample Type: Sample
Dilution Factor: 1.00
Autodil Factor: Undiluted
Final Dil Factor: 1.00

Data Results:
Analytes: Pass
ISTD: Pass

QC Elements

Element	IS Ref	Tune	Corr Conc	Raw Conc	Units	RSD(%)	High Limit	Flag
75 As	74	1	0.27	0.27	ug/l	19.40	1800.00	
208 Pb	209	1	0.04	0.04	ug/l	9.24	1800.00	

ISTD Elements

Element	Tune	CPS Mean	RSD(%)	Ref Value	Rec(%)	QC Range(%)	Flag
74 Ge	1	623133	0.96	588102	106.0	60 - 125	
209 Bi	1	2535330	1.05	2572738	98.5	60 - 125	

Tune File# 1 c:\icpchem\1\7500\nogas.u
Tune File# 2 C:\ICPCHEM\1\7500\
Tune File# 3 C:\ICPCHEM\1\7500\

ISTD Ref File : C:\ICPCHEM\1\DATA\16D25o04.B\004CALB.D\004CALB.D#

0 :Element Failures
0 :ISTD Failures
0 :Max. Number of Failures Allowed
0 :Max. Number of ISTD Failures Allowed

Sample QC Report

Data File: C:\ICPCHEM\1\DATA\16D25o04.B\043SMPL.D\043SMPL.D#
Date Acquired: Apr 25 2016 04:51 pm
Acq. Method: DW_AsPb.M
Operator:
Sample Name: 460-111911-A-17
Misc Info:
Vial Number: 2210
Current Method: C:\ICPCHEM\1\METHODS\DW_AsPb.M
Calibration File: C:\ICPCHEM\1\CALIB\DW_AsPb.C
Last Cal. Update: Apr 25 2016 03:11 pm
Sample Type: Sample
Dilution Factor: 1.00
Autodil Factor: Undiluted
Final Dil Factor: 1.00

Data Results:
Analytes: Pass
ISTD: Pass

QC Elements

Element	IS Ref	Tune	Corr Conc	Raw Conc	Units	RSD(%)	High Limit	Flag
75 As	74	1	0.25	0.25	ug/l	26.02	1800.00	
208 Pb	209	1	1.80	1.80	ug/l	2.68	1800.00	

ISTD Elements

Element	Tune	CPS Mean	RSD(%)	Ref Value	Rec(%)	QC Range(%)	Flag
74 Ge	1	629109	0.55	588102	107.0	60 - 125	
209 Bi	1	2550123	1.11	2572738	99.1	60 - 125	

Tune File# 1 c:\icpchem\1\7500\nogas.u
Tune File# 2 C:\ICPCHEM\1\7500\
Tune File# 3 C:\ICPCHEM\1\7500\

ISTD Ref File : C:\ICPCHEM\1\DATA\16D25o04.B\004CALB.D\004CALB.D#

0 :Element Failures
0 :ISTD Failures
0 :Max. Number of Failures Allowed
0 :Max. Number of ISTD Failures Allowed

Sample QC Report

Data File: C:\ICPCHEM\1\DATA\16D25o04.B\044SMPL.D\044SMPL.D#
Date Acquired: Apr 25 2016 04:54 pm
Acq. Method: DW_AsPb.M
Operator:
Sample Name: 460-111911-A-18
Misc Info:
Vial Number: 2211
Current Method: C:\ICPCHEM\1\METHODS\DW_AsPb.M
Calibration File: C:\ICPCHEM\1\CALIB\DW_AsPb.C
Last Cal. Update: Apr 25 2016 03:11 pm
Sample Type: Sample
Dilution Factor: 1.00
Autodil Factor: Undiluted
Final Dil Factor: 1.00

Data Results:
Analytes: Pass
ISTD: Pass

QC Elements

Element	IS Ref	Tune	Corr Conc	Raw Conc	Units	RSD(%)	High Limit	Flag
75 As	74	1	0.33	0.33	ug/l	24.13	1800.00	
208 Pb	209	1	0.48	0.48	ug/l	5.16	1800.00	

ISTD Elements

Element	Tune	CPS Mean	RSD(%)	Ref Value	Rec(%)	QC Range(%)	Flag
74 Ge	1	630310	1.29	588102	107.2	60 - 125	
209 Bi	1	2559400	1.07	2572738	99.5	60 - 125	

Tune File# 1 c:\icpchem\1\7500\nogas.u
Tune File# 2 C:\ICPCHEM\1\7500\
Tune File# 3 C:\ICPCHEM\1\7500\

ISTD Ref File : C:\ICPCHEM\1\DATA\16D25o04.B\004CALB.D\004CALB.D#

0 :Element Failures
0 :ISTD Failures
0 :Max. Number of Failures Allowed
0 :Max. Number of ISTD Failures Allowed

Sample QC Report

Data File: C:\ICPCHEM\1\DATA\16D25o04.B\045SMPL.D\045SMPL.D#
Date Acquired: Apr 25 2016 04:57 pm
Acq. Method: DW_AsPb.M
Operator:
Sample Name: 460-111911-A-19
Misc Info:
Vial Number: 2212
Current Method: C:\ICPCHEM\1\METHODS\DW_AsPb.M
Calibration File: C:\ICPCHEM\1\CALIB\DW_AsPb.C
Last Cal. Update: Apr 25 2016 03:11 pm
Sample Type: Sample
Dilution Factor: 1.00
Autodil Factor: Undiluted
Final Dil Factor: 1.00

Data Results:
Analytes: Pass
ISTD: Pass

QC Elements

Element	IS Ref	Tune	Corr Conc	Raw Conc	Units	RSD(%)	High Limit	Flag
75 As	74	1	0.25	0.25	ug/l	8.26	1800.00	
208 Pb	209	1	0.27	0.27	ug/l	3.37	1800.00	

ISTD Elements

Element	Tune	CPS Mean	RSD(%)	Ref Value	Rec(%)	QC Range(%)	Flag
74 Ge	1	623818	0.86	588102	106.1	60 - 125	
209 Bi	1	2530282	0.77	2572738	98.3	60 - 125	

Tune File# 1 c:\icpchem\1\7500\nogas.u
Tune File# 2 C:\ICPCHEM\1\7500\
Tune File# 3 C:\ICPCHEM\1\7500\

ISTD Ref File : C:\ICPCHEM\1\DATA\16D25o04.B\004CALB.D\004CALB.D#

0 :Element Failures
0 :ISTD Failures
0 :Max. Number of Failures Allowed
0 :Max. Number of ISTD Failures Allowed

Sample QC Report

Data File: C:\ICPCHEM\1\DATA\16D25o04.B\046SMPL.D\046SMPL.D#
Date Acquired: Apr 25 2016 04:59 pm
Acq. Method: DW_AsPb.M
Operator:
Sample Name: 460-111911-A-20
Misc Info:
Vial Number: 2301
Current Method: C:\ICPCHEM\1\METHODS\DW_AsPb.M
Calibration File: C:\ICPCHEM\1\CALIB\DW_AsPb.C
Last Cal. Update: Apr 25 2016 03:11 pm
Sample Type: Sample
Dilution Factor: 1.00
Autodil Factor: Undiluted
Final Dil Factor: 1.00

Data Results:
Analytes: Pass
ISTD: Pass

QC Elements

Element	IS Ref	Tune	Corr Conc	Raw Conc	Units	RSD(%)	High Limit	Flag
75 As	74	1	0.26	0.26	ug/l	10.85	1800.00	
208 Pb	209	1	2.24	2.24	ug/l	4.45	1800.00	

ISTD Elements

Element	Tune	CPS Mean	RSD(%)	Ref Value	Rec(%)	QC Range(%)	Flag
74 Ge	1	628941	1.49	588102	106.9	60 - 125	
209 Bi	1	2545696	1.39	2572738	98.9	60 - 125	

Tune File# 1 c:\icpchem\1\7500\nogas.u
Tune File# 2 C:\ICPCHEM\1\7500\
Tune File# 3 C:\ICPCHEM\1\7500\

ISTD Ref File : C:\ICPCHEM\1\DATA\16D25o04.B\004CALB.D\004CALB.D#

0 :Element Failures
0 :ISTD Failures
0 :Max. Number of Failures Allowed
0 :Max. Number of ISTD Failures Allowed

Sample QC Report

Data File: C:\ICPCHEM\1\DATA\16D25o04.B\047SMPL.D\047SMPL.D#
Date Acquired: Apr 25 2016 05:02 pm
Acq. Method: DW_AsPb.M
Operator:
Sample Name: 460-111911-A-21
Misc Info:
Vial Number: 2302
Current Method: C:\ICPCHEM\1\METHODS\DW_AsPb.M
Calibration File: C:\ICPCHEM\1\CALIB\DW_AsPb.C
Last Cal. Update: Apr 25 2016 03:11 pm
Sample Type: Sample
Dilution Factor: 1.00
Autodil Factor: Undiluted
Final Dil Factor: 1.00

Data Results:
Analytes: Pass
ISTD: Pass

QC Elements

Element	IS Ref	Tune	Corr Conc	Raw Conc	Units	RSD(%)	High Limit	Flag
75 As	74	1	0.27	0.27	ug/l	24.91	1800.00	
208 Pb	209	1	26.27	26.27	ug/l	4.03	1800.00	

ISTD Elements

Element	Tune	CPS Mean	RSD(%)	Ref Value	Rec(%)	QC Range(%)	Flag
74 Ge	1	620133	1.50	588102	105.4	60 - 125	
209 Bi	1	2544170	1.44	2572738	98.9	60 - 125	

Tune File# 1 c:\icpchem\1\7500\nogas.u
Tune File# 2 C:\ICPCHEM\1\7500\
Tune File# 3 C:\ICPCHEM\1\7500\

ISTD Ref File : C:\ICPCHEM\1\DATA\16D25o04.B\004CALB.D\004CALB.D#

0 :Element Failures
0 :ISTD Failures
0 :Max. Number of Failures Allowed
0 :Max. Number of ISTD Failures Allowed

Continuing Calibration Verification (CCV) QC Report

Data File: C:\ICPCHEM\1\DATA\16D25o04.B\048_CCV.D\048_CCV.D#
Date Acquired: Apr 25 2016 05:05 pm
Acq. Method: DW_AsPb.M
Operator:
Sample Name: CCV 4335932
Misc Info:
Vial Number: 1104
Current Method: C:\ICPCHEM\1\METHODS\DW_AsPb.M
Calibration File: C:\ICPCHEM\1\CALIB\DW_AsPb.C
Last Cal. Update: Apr 25 2016 03:11 pm
Sample Type: CCV
Prep Dil. Factor: 1.00
Autodil Factor: Undiluted
Final Dil Factor: 1.00

Data Results:
Analytes: Pass
ISTD: Pass

Analyte Elements

Element	IS Ref	Tune	Conc. ug/L	RSD(%)	Expected	Rec(%)	QC Range(%)	Flag
75 As	74	1	49.18	0.53	50	98.4	90 - 110	
208 Pb	209	1	49.11	1.13	50	98.2	90 - 110	

ISTD Elements

Element	Tune	CPS Mean	RSD(%)	Ref Value	Rec(%)	QC Range(%)	Flag
74 Ge	1	580702	3.28	588102	98.7	60 - 125	
209 Bi	1	2477823	2.04	2572738	96.3	60 - 125	

Tune File# 1 c:\icpchem\1\7500\nogas.u
Tune File# 2 C:\ICPCHEM\1\7500\
Tune File# 3 C:\ICPCHEM\1\7500\

ISTD Ref File : C:\ICPCHEM\1\DATA\16D25o04.B\004CALB.D\004CALB.D#

0 :Element Failures
0 :ISTD Failures
0 :Max. Number of Failures Allowed
0 :Max. Number of ISTD Failures Allowed

CCB QC Report

Data File: C:\ICPCHEM\1\DATA\16D25o04.B\049_CCB.D\049_CCB.D#
Date Acquired: Apr 25 2016 05:08 pm
Operator:
Sample Name: CCB
Misc Info:
Vial Number: 1101
Current Method: C:\ICPCHEM\1\METHODS\DW_AsPb.M
Calibration File: C:\ICPCHEM\1\CALIB\DW_AsPb.C
Last Cal Update: Apr 25 2016 03:11 pm
Sample Type: CCB
Total Dil Factor: 1.00

QC Elements

Element	Conc.		RSD(%)	High Limit	Flag
75 As	0.11	ug/l	54.54	1.00	
208 Pb	-0.01	ug/l	10.75	2.50	

ISTD Elements

Element	CPS Mean	RSD(%)	Ref Value	Rec(%)	QC Range(%)	Flag
74 Ge	604704.94	2.81	588102.31	102.8	60 - 125	
209 Bi	2560411.00	1.23	2572738.00	99.5	60 - 125	

ISTD Ref File : C:\ICPCHEM\1\DATA\16D25o04.B\004CALB.D\004CALB.D#

0 :Element Failures 0 :Max. Number of Failures Allowed
0 :ISTD Failures 0 :Max. Number of ISTD Failures Allowed

Data Results:

Analytes: Pass
ISTD: Pass

200.8 QC Tune Report Analytical Methods:

Data File: C:\ICPCHEM\1\DATA\16D25o02.B\001TUNE.D
Date Acquired: Apr 25 2016 02:29 pm
Acq. Method: 2008TUN1.M
Operator:
Sample Name: ITUNE
Misc Info:
Vial Number: 5
Current Method: C:\ICPCHEM\1\METHODS\2008TUN1.M

RSD (%)

Element	Actual	Required	Flag
9 Be	0.78	5.00	
24 Mg	1.64	5.00	
59 Co	1.54	5.00	
115 In	1.34	5.00	
208 Pb	1.18	5.00	

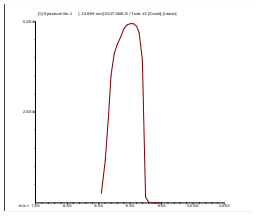

9 Be
Mass Calib.
Actual: 9.00
Required: 8.90 - 9.10
Flag:
Peak Width
Actual: 0.60
Required: 0.90
Flag:

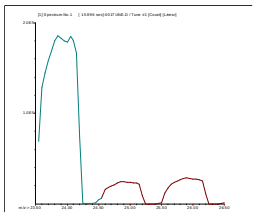

24 Mg
Mass Calib.
Actual: 23.95
Required: 23.90 - 24.10
Flag:
Peak Width
Actual: 0.65
Required: 0.90
Flag:

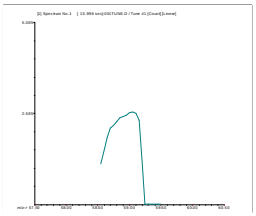

59 Co
Mass Calib.
Actual: 59.00
Required: 58.90 - 59.10
Flag:
Peak Width
Actual: 0.65
Required: 0.90
Flag:

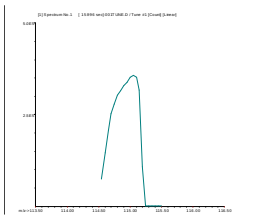

115 In
Mass Calib.
Actual: 115.00
Required: 114.90 - 115.10
Flag:
Peak Width
Actual: 0.65
Required: 0.90
Flag:

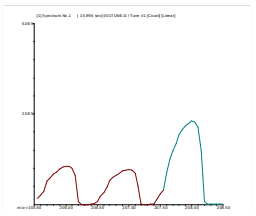

208 Pb
Mass Calib.
Actual: 208.00
Required: 207.90 - 208.10
Flag:
Peak Width
Actual: 0.60
Required: 0.90
Flag:

Tune Result: Pass

Initial Calibration Verification (ICV) QC Report

Data File: C:\ICPCHEM\1\DATA\16D26t04.B\008QCS1.D\008QCS1.D#
Date Acquired: Apr 26 2016 08:12 pm
Acq. Method: 2008_DW.M
Operator:
Sample Name: ICV ~~1231544~~ 4182974 PE 4-26-16
Misc Info:
Vial Number: 1201
Current Method: C:\ICPCHEM\1\METHODS\2008_DW.M
Calibration File: C:\ICPCHEM\1\CALIB\2008_DW.C
Last Cal. Update: Apr 26 2016 10:15 pm
Sample Type: QCS
Prep Dil. Factor: 1.00
Autodil Factor: Undiluted
Final Dil Factor: 1.00

Data Results:
Analytes: Pass
ISTD: Pass

Analyte Elements

Element	IS Ref	Tune	Conc. ug/L	RSD(%)	Expected	Rec(%)	QC Range(%)	Flag
9 Be	6	1	39.14	0.96	40	97.9	90 - 110	
11 B	6	1	79.57	1.31	80	99.5	90 - 110	
23 Na	45	1	4006.00	1.12	4000	100.2	90 - 110	
24 Mg	45	1	3974.00	1.09	4000	99.4	90 - 110	
27 Al	45	1	401.40	1.68	400	100.4	90 - 110	
39 K	45	1	3951.00	1.08	4000	98.8	90 - 110	
44 Ca	45	1	4025.00	1.53	4000	100.6	90 - 110	
47 Ti	45	1	38.84	0.85	40	97.1	90 - 110	
51 V	45	1	38.35	0.58	40	95.9	90 - 110	
52 Cr	45	1	38.86	0.58	40	97.2	90 - 110	
55 Mn	45	1	400.10	0.51	400	100.0	90 - 110	
57 Fe	45	1	4030.00	1.36	4000	100.8	90 - 110	
59 Co	45	1	39.13	0.20	40	97.8	90 - 110	
60 Ni	45	1	40.22	1.03	40	100.6	90 - 110	
65 Cu	45	1	40.22	0.50	40	100.6	90 - 110	
66 Zn	45	1	39.39	0.70	40	98.5	90 - 110	
75 As	74	1	39.58	1.13	40	99.0	90 - 110	
82 Se	74	1	40.17	1.06	40	100.4	90 - 110	
88 Sr	115	1	38.44	1.63	40	96.1	90 - 110	
95 Mo	115	1	39.17	1.85	40	97.9	90 - 110	
107 Ag	115	1	39.79	1.37	40	99.5	90 - 110	
111 Cd	115	1	39.31	1.63	40	98.3	90 - 110	
118 Sn	115	1	39.46	0.99	40	98.7	90 - 110	
121 Sb	115	1	39.34	1.48	40	98.4	90 - 110	
137 Ba	159	1	39.57	0.43	40	98.9	90 - 110	
205 Tl	209	1	7.98	0.50	8	99.7	90 - 110	
208 Pb	209	1	39.68	0.38	40	99.2	90 - 110	

ISTD Elements

Element	Tune	CPS Mean	RSD(%)	Ref Value	Rec(%)	QC Range(%)	Flag
6 Li	1	3814334	2.07	3954506	96.5	60 - 125	
45 Sc	1	6009547	2.15	6084780	98.8	60 - 125	
74 Ge	1	312377	2.37	316081	98.8	60 - 125	
115 In	1	1305674	1.17	1330955	98.1	60 - 125	
159 Tb	1	1861714	1.58	1859301	100.1	60 - 125	
209 Bi	1	1061453	2.16	1107062	95.9	60 - 125	

Tune File# 1 c:\icpchem\1\7500\nogas.u
Tune File# 2 C:\ICPCHEM\1\7500\
Tune File# 3 C:\ICPCHEM\1\7500\

ISTD Ref File : C:\ICPCHEM\1\DATA\16D26t04.B\003CALB.D\003CALB.D#

0 :Element Failures
0 :ISTD Failures
0 :Max. Number of Failures Allowed
0 :Max. Number of ISTD Failures Allowed

CCB QC Report

Data File: C:\ICPCHEM\1\DATA\16D26t04.B\009_CCB.D\009_CCB.D#
Date Acquired: Apr 26 2016 08:17 pm
Operator:
Sample Name: ICB
Misc Info:
Vial Number: 1101
Current Method: C:\ICPCHEM\1\METHODS\2008_DW.M
Calibration File: C:\ICPCHEM\1\CALIB\2008_DW.C
Last Cal Update: Apr 26 2016 10:15 pm
Sample Type: CCB
Total Dil Factor: 1.00

QC Elements

Element	Conc.	RSD(%)	High Limit	Flag
9 Be	-0.08 ug/l	15.57	2.50	
11 B	0.41 ug/l	31.29	20.00	
23 Na	-4.06 ug/l	74.28	250.00	
24 Mg	0.95 ug/l	29.07	250.00	
27 Al	-0.08 ug/l	11.19	25.00	
39 K	1.00 ug/l	218.51	250.00	
44 Ca	2.79 ug/l	25.08	250.00	
47 Ti	0.00 ug/l	7574.40	2.50	
51 V	0.07 ug/l	108.86	2.50	
52 Cr	-0.01 ug/l	228.49	2.50	
55 Mn	0.23 ug/l	15.88	25.00	
57 Fe	0.39 ug/l	595.76	250.00	
59 Co	-0.02 ug/l	38.79	2.50	
60 Ni	0.01 ug/l	298.09	2.50	
65 Cu	-0.14 ug/l	20.12	2.50	
66 Zn	-0.14 ug/l	17.34	4.00	
75 As	-0.11 ug/l	219.64	1.00	
82 Se	-0.10 ug/l	191.96	2.50	
88 Sr	-0.01 ug/l	18.57	2.50	
95 Mo	0.00 ug/l	48.01	2.50	
107 Ag	0.01 ug/l	117.65	2.50	
111 Cd	0.00 ug/l	303.46	2.50	
118 Sn	0.01 ug/l	87.43	2.50	
121 Sb	-0.02 ug/l	54.38	2.50	
137 Ba	0.01 ug/l	173.06	2.50	
205 Tl	0.00 ug/l	76.30	0.50	
208 Pb	0.00 ug/l	283.78	2.50	

ISTD Elements

Element	CPS Mean	RSD(%)	Ref Value	Rec(%)	QC Range(%)	Flag
6 Li	3808714.50	1.64	3954506.30	96.3	60 - 125	
45 Sc	5979170.50	1.55	6084780.00	98.3	60 - 125	

74	Ge	315033.34	2.31	316080.69	99.7	60 - 125
115	In	1314296.80	0.45	1330955.30	98.7	60 - 125
159	Tb	1865083.10	0.92	1859301.00	100.3	60 - 125
209	Bi	1109046.00	2.09	1107061.50	100.2	60 - 125

ISTD Ref File : C:\ICPCHEM\1\DATA\16D26t04.B\003CALB.D\003CALB.D#

0 :Element Failures 0 :Max. Number of Failures Allowed
0 :ISTD Failures 0 :Max. Number of ISTD Failures Allowed

Data Results:
Analytes: Pass
ISTD: Pass

Quality Control Sample QC Report

Data File: C:\ICPCHEM\1\DATA\16D26t04.B\010RL2_.D\010RL2_.D#
Date Acquired: Apr 26 2016 08:21 pm
Acq. Method: 2008_DW.M
Operator:
Sample Name: CRI 4342513
Misc Info:
Vial Number: 1102
Current Method: C:\ICPCHEM\1\METHODS\2008_DW.M
Calibration File: C:\ICPCHEM\1\CALIB\2008_DW.C
Last Cal. Update: Apr 26 2016 10:15 pm
Sample Type: RL2
Prep Dil. Factor: 1.00
Autodil Factor: Undiluted
Final Dil Factor: 1.00

Data Results:
Analytes: Fail
ISTD: Pass

Analyte Elements

Element	IS Ref	Tune	Conc. ppb	RSD(%)	Expected	Rec(%)	QC Range(%)	Flag
9 Be	6	1	2.25	1.58	2.50	89.9	85 - 115	
11 B	6	1	17.84	2.87	20.00	89.2	85 - 115	
23 Na	45	1	248.60	1.03	250.00	99.4	85 - 115	
24 Mg	45	1	255.10	1.08	250.00	102.0	85 - 115	
27 Al	45	1	24.44	0.97	25.00	97.8	85 - 115	
39 K	45	1	236.20	0.95	250.00	94.5	85 - 115	
44 Ca	45	1	229.70	1.14	250.00	91.9	85 - 115	
47 Ti	45	1	2.37	2.86	2.50	94.8	85 - 115	
51 V	45	1	2.10	4.37	2.50	83.9	85 - 115	fail
52 Cr	45	1	2.11	1.83	2.50	84.2	85 - 115	fail
55 Mn	45	1	24.56	0.86	25.00	98.2	85 - 115	
57 Fe	45	1	241.50	0.41	250.00	96.6	85 - 115	
59 Co	45	1	2.42	0.91	2.50	96.9	85 - 115	
60 Ni	45	1	2.45	3.83	2.50	98.1	85 - 115	
65 Cu	45	1	2.47	3.41	2.50	98.9	85 - 115	
66 Zn	45	1	4.59	3.01	4.00	114.6	85 - 115	
75 As	74	1	1.04	22.27	1.00	104.1	85 - 115	
82 Se	74	1	2.39	14.20	2.50	95.6	85 - 115	
88 Sr	115	1	2.34	1.70	2.50	93.4	85 - 115	
95 Mo	115	1	2.32	3.13	2.50	92.8	85 - 115	
107 Ag	115	1	2.45	2.82	2.50	98.0	85 - 115	
111 Cd	115	1	2.42	1.70	2.50	96.7	85 - 115	
118 Sn	115	1	3.85	1.99	4.00	96.2	85 - 115	
121 Sb	115	1	2.28	1.93	2.50	91.0	85 - 115	
137 Ba	159	1	2.49	2.24	2.50	99.6	85 - 115	
205 Tl	209	1	0.47	6.57	0.50	94.9	85 - 115	
208 Pb	209	1	2.39	0.95	2.50	95.6	85 - 115	

ISTD Elements

Element	Tune	CPS Mean	RSD(%)	Ref Value	Rec(%)	QC Range(%)	Flag
6 Li	1	3916401	0.58	3954506	99.0	60 - 125	
45 Sc	1	6129454	1.50	6084780	100.7	60 - 125	
74 Ge	1	321294	2.68	316081	101.6	60 - 125	
115 In	1	1347063	2.23	1330955	101.2	60 - 125	
159 Tb	1	1894046	0.99	1859301	101.9	60 - 125	
209 Bi	1	1125167	2.01	1107062	101.6	60 - 125	

Tune File# 1 c:\icpchem\1\7500\nogas.u
Tune File# 2 C:\ICPCHEM\1\7500\
Tune File# 3 C:\ICPCHEM\1\7500\

ISTD Ref File : C:\ICPCHEM\1\DATA\16D26t04.B\003CALB.D\003CALB.D#

2 :Element Failures
0 :ISTD Failures
0 :Max. Number of Failures Allowed
0 :Max. Number of ISTD Failures Allowed

Interfernce Check Standard (ICSA) QC Report

Data File: C:\ICPCHEM\1\DATA\16D26t04.B\011ICSA.D\011ICSA.D#
Date Acquired: Apr 26 2016 08:26 pm
Acq. Method: 2008_DW.M
Operator:
Sample Name: ICSA 4347424
Misc Info:
Vial Number: 1202
Current Method: C:\ICPCHEM\1\METHODS\2008_DW.M
Calibration File: C:\ICPCHEM\1\CALIB\2008_DW.C
Last Cal. Update: Apr 26 2016 10:15 pm
Sample Type: ICSA
Prep Dil. Factor: 1.00
Autodil Factor: Undiluted
Final Dil Factor: 1.00

Data Results:
Analytes: Pass
ISTD: Pass

Analyte Elements

Element	IS Ref	Tune	Conc. ug/L	RSD(%)	Expected	Rec(%)	QC Range(%)	Flag
9 Be	6	1	-0.15	6.75	---		-	
11 B	6	1	-0.04	542.78	---		-	
23 Na	45	1	123200.00	1.59	125000	98.6	80 - 120	
24 Mg	45	1	49250.00	1.76	50000	98.5	80 - 120	
27 Al	45	1	49180.00	1.46	50000	98.4	80 - 120	
39 K	45	1	48830.00	1.12	50000	97.7	80 - 120	
44 Ca	45	1	148600.00	1.23	150000	99.1	80 - 120	
47 Ti	45	1	1191.00	6.53	1000	119.1	80 - 120	
51 V	45	1	0.00	######	---		-	
52 Cr	45	1	1.60	3.37	---		-	
55 Mn	45	1	0.15	5.27	---		-	
57 Fe	45	1	119100.00	0.78	125000	95.3	80 - 120	
59 Co	45	1	0.11	9.82	---		-	
60 Ni	45	1	1.57	4.32	---		-	
65 Cu	45	1	1.79	3.00	---		-	
66 Zn	45	1	1.42	4.34	---		-	
75 As	74	1	-0.12	109.46	---		-	
82 Se	74	1	-0.62	29.46	---		-	
88 Sr	115	1	0.97	3.12	---		-	
95 Mo	115	1	1073.00	0.19	1000	107.3	80 - 120	
107 Ag	115	1	0.03	23.74	---		-	
111 Cd	115	1	0.10	56.95	---		-	
118 Sn	115	1	0.00	######	---		-	
121 Sb	115	1	-0.01	126.17	---		-	
137 Ba	159	1	0.18	7.58	---		-	
205 Tl	209	1	-0.01	31.29	---		-	
208 Pb	209	1	0.27	1.51	---		-	

ISTD Elements

Element	Tune	CPS Mean	RSD(%)	Ref Value	Rec(%)	QC Range(%)	Flag
6 Li	1	3467955	1.29	3954506	87.7	60 - 125	
45 Sc	1	5673018	1.75	6084780	93.2	60 - 125	
74 Ge	1	300478	2.63	316081	95.1	60 - 125	
115 In	1	1188079	1.19	1330955	89.3	60 - 125	
159 Tb	1	1728632	1.08	1859301	93.0	60 - 125	
209 Bi	1	977816	2.58	1107062	88.3	60 - 125	

Tune File# 1 c:\icpchem\1\7500\nogas.u
Tune File# 2 C:\ICPCHEM\1\7500\
Tune File# 3 C:\ICPCHEM\1\7500\

ISTD Ref File : C:\ICPCHEM\1\DATA\16D26t04.B\003CALB.D\003CALB.D#

0 :Element Failures
0 :ISTD Failures
0 :Max. Number of Failures Allowed
0 :Max. Number of ISTD Failures Allowed

ICS-AB QC Report

Data File: C:\ICPCHEM\1\DATA\16D26t04.B\012ICSB.D\012ICSB.D#
Date Acquired: Apr 26 2016 08:30 pm
Acq. Method: 2008_DW.M
Operator:
Sample Name: ICSAB 4347426
Misc Info:
Vial Number: 1203
Current Method: C:\ICPCHEM\1\METHODS\2008_DW.M
Calibration File: C:\ICPCHEM\1\CALIB\2008_DW.C
Last Cal. Update: Apr 26 2016 10:15 pm
Sample Type: ICSAB
Dilution Factor: 1.00

Data Results:
Analytes: Fail
ISTD: Pass

QC Elements

Element	IS Ref	Tune	Conc. ug/L	RSD(%)	Expected	%Recovery	QC Range(%)	Flag
9 Be	6	1	-0.16	14.78	---		-	
11 B	6	1	-0.12	65.88	---		-	
23 Na	45	1	127500.00	0.34	125000	102.0	80 - 120	
24 Mg	45	1	50880.00	0.50	50000	101.8	80 - 120	
27 Al	45	1	50770.00	0.69	50000	101.5	80 - 120	
39 K	45	1	50850.00	0.90	50000	101.7	80 - 120	
44 Ca	45	1	153500.00	0.19	150000	102.3	80 - 120	
47 Ti	45	1	1267.00	1.43	1000	126.7	80 - 120	>20%
51 V	45	1	207.20	0.69	200	103.6	80 - 120	
52 Cr	45	1	205.30	0.90	200	102.7	80 - 120	
55 Mn	45	1	206.20	0.21	200	103.1	80 - 120	
57 Fe	45	1	123900.00	0.48	125000	99.1	80 - 120	
59 Co	45	1	202.40	0.42	200	101.2	80 - 120	
60 Ni	45	1	205.40	1.69	200	102.7	80 - 120	
65 Cu	45	1	206.10	1.18	200	103.1	80 - 120	
66 Zn	45	1	104.00	0.87	100	104.0	80 - 120	
75 As	74	1	106.00	0.47	100	106.0	80 - 120	
82 Se	74	1	106.40	1.16	100	106.4	80 - 120	
88 Sr	115	1	0.99	1.71	---		-	
95 Mo	115	1	1108.00	1.90	1000	110.8	80 - 120	
107 Ag	115	1	196.50	1.86	200	98.3	80 - 120	
111 Cd	115	1	105.60	1.72	100	105.6	80 - 120	
118 Sn	115	1	0.01	55.92	---		-	
121 Sb	115	1	0.00	229.94	---		-	
137 Ba	159	1	0.27	12.06	---		-	
205 Tl	209	1	-0.01	10.44	---		-	
208 Pb	209	1	0.29	0.91	---		-	

ISTD Elements

Element	Tune	CPS Mean	RSD(%)	Ref Value	Rec(%)	QC Range(%)	Flag
6 Li	1	3447394	1.49	3954506	87.2	60 - 125	
45 Sc	1	5691753	0.58	6084780	93.5	60 - 125	
74 Ge	1	296617	1.87	316081	93.8	60 - 125	
115 In	1	1188226	1.54	1330955	89.3	60 - 125	
159 Tb	1	1739521	0.95	1859301	93.6	60 - 125	
209 Bi	1	961936	1.69	1107062	86.9	60 - 125	

Tune File# 1 c:\icpchem\1\7500\nogas.u
Tune File# 2 C:\ICPCHEM\1\7500\
Tune File# 3 C:\ICPCHEM\1\7500\

ISTD Ref File : C:\ICPCHEM\1\DATA\16D26t04.B\003CALB.D\003CALB.D#

1 :Element Failures
0 :ISTD Failures
0 :Max. Number of Failures Allowed
0 :Max. Number of ISTD Failures Allowed

Sample QC Report

Data File: C:\ICPCHEM\1\DATA\16D26t04.B\013SMPL.D\013SMPL.D#
Date Acquired: Apr 26 2016 08:35 pm
Acq. Method: 2008_DW.M
Operator:
Sample Name: Rn chk
Misc Info:
Vial Number: 1
Current Method: C:\ICPCHEM\1\METHODS\2008_DW.M
Calibration File: C:\ICPCHEM\1\CALIB\2008_DW.C
Last Cal. Update: Apr 26 2016 10:15 pm
Sample Type: Sample
Dilution Factor: 1.00
Autodil Factor: Undiluted
Final Dil Factor: 1.00

Data Results:
Analytes: Pass
ISTD: Pass

QC Elements

Element	IS Ref	Tune	Corr Conc	Raw Conc	Units	RSD(%)	High Limit	Flag
9 Be	6	1	-0.12	-0.12	ug/l	12.65	1800.00	
11 B	6	1	-0.52	-0.52	ug/l	12.35	7200.00	
23 Na	45	1	446.40	446.40	ug/l	0.59	180000.00	
24 Mg	45	1	79.74	79.74	ug/l	3.62	90000.00	
27 Al	45	1	16.03	16.03	ug/l	16.49	36000.00	
39 K	45	1	42.15	42.15	ug/l	1.34	359999.99	
44 Ca	45	1	88.61	88.61	ug/l	8.55	180000.00	
47 Ti	45	1	0.51	0.51	ug/l	28.33	3600.00	
51 V	45	1	0.40	0.40	ug/l	9.84	1800.00	
52 Cr	45	1	0.46	0.46	ug/l	0.05	1800.00	
55 Mn	45	1	0.82	0.82	ug/l	1.27	9000.00	
57 Fe	45	1	50.90	50.90	ug/l	8.80	180000.00	
59 Co	45	1	0.02	0.02	ug/l	19.30	900.00	
60 Ni	45	1	0.03	0.03	ug/l	145.09	1800.00	
65 Cu	45	1	0.09	0.09	ug/l	59.74	900.00	
66 Zn	45	1	-0.06	-0.06	ug/l	65.88	900.00	
75 As	74	1	0.01	0.01	ug/l	2394.20	1800.00	
82 Se	74	1	0.22	0.22	ug/l	84.69	900.00	
88 Sr	115	1	0.42	0.42	ug/l	5.70	3600.00	
95 Mo	115	1	0.44	0.44	ug/l	16.06	3600.00	
107 Ag	115	1	0.08	0.08	ug/l	8.63	270.00	
111 Cd	115	1	0.08	0.08	ug/l	37.02	1800.00	
118 Sn	115	1	0.07	0.07	ug/l	10.49	3600.00	
121 Sb	115	1	0.05	0.05	ug/l	24.62	1800.00	
137 Ba	159	1	0.15	0.15	ug/l	11.49	3600.00	
205 Tl	209	1	0.01	0.01	ug/l	16.43	360.00	
208 Pb	209	1	0.10	0.10	ug/l	4.22	1800.00	

ISTD Elements

Element	Tune	CPS Mean	RSD(%)	Ref Value	Rec(%)	QC Range(%)	Flag
6 Li	1	3863384	1.52	3954506	97.7	60 - 125	
45 Sc	1	5966080	1.28	6084780	98.0	60 - 125	
74 Ge	1	307871	1.70	316081	97.4	60 - 125	
115 In	1	1317479	1.74	1330955	99.0	60 - 125	
159 Tb	1	1848622	0.79	1859301	99.4	60 - 125	
209 Bi	1	1098664	2.02	1107062	99.2	60 - 125	

Tune File# 1 c:\icpchem\1\7500\nogas.u
Tune File# 2 C:\ICPCHEM\1\7500\
Tune File# 3 C:\ICPCHEM\1\7500\

ISTD Ref File : C:\ICPCHEM\1\DATA\16D26t04.B\003CALB.D\003CALB.D#

0 :Element Failures 0 :Max. Number of Failures Allowed
0 :ISTD Failures 0 :Max. Number of ISTD Failures Allowed

Sample QC Report

Data File: C:\ICPCHEM\1\DATA\16D26t04.B\014SMPL.D\014SMPL.D#
Date Acquired: Apr 26 2016 08:40 pm
Acq. Method: 2008_DW.M
Operator:
Sample Name: Rn chk
Misc Info:
Vial Number: 2
Current Method: C:\ICPCHEM\1\METHODS\2008_DW.M
Calibration File: C:\ICPCHEM\1\CALIB\2008_DW.C
Last Cal. Update: Apr 26 2016 10:15 pm
Sample Type: Sample
Dilution Factor: 1.00
Autodil Factor: Undiluted
Final Dil Factor: 1.00

Data Results:
Analytes: Pass
ISTD: Pass

QC Elements

Element	IS Ref	Tune	Corr Conc	Raw Conc	Units	RSD(%)	High Limit	Flag
9 Be	6	1	-0.15	-0.15	ug/l	8.51	1800.00	
11 B	6	1	-0.90	-0.90	ug/l	15.08	7200.00	
23 Na	45	1	72.94	72.94	ug/l	4.57	180000.00	
24 Mg	45	1	9.44	9.44	ug/l	5.02	90000.00	
27 Al	45	1	1.79	1.79	ug/l	13.83	36000.00	
39 K	45	1	-1.68	-1.68	ug/l	149.26	359999.99	
44 Ca	45	1	11.66	11.66	ug/l	10.96	180000.00	
47 Ti	45	1	0.02	0.02	ug/l	107.08	3600.00	
51 V	45	1	0.16	0.16	ug/l	71.22	1800.00	
52 Cr	45	1	-0.01	-0.01	ug/l	255.73	1800.00	
55 Mn	45	1	-0.13	-0.13	ug/l	10.01	9000.00	
57 Fe	45	1	5.83	5.83	ug/l	32.65	180000.00	
59 Co	45	1	-0.07	-0.07	ug/l	11.10	900.00	
60 Ni	45	1	-0.16	-0.16	ug/l	3.70	1800.00	
65 Cu	45	1	-0.21	-0.21	ug/l	11.11	900.00	
66 Zn	45	1	-0.36	-0.36	ug/l	6.97	900.00	
75 As	74	1	-0.18	-0.18	ug/l	52.48	1800.00	
82 Se	74	1	0.25	0.25	ug/l	109.93	900.00	
88 Sr	115	1	0.00	0.00	ug/l	682.83	3600.00	
95 Mo	115	1	0.08	0.08	ug/l	10.30	3600.00	
107 Ag	115	1	0.01	0.01	ug/l	66.15	270.00	
111 Cd	115	1	0.00	0.00	ug/l	132.94	1800.00	
118 Sn	115	1	-0.03	-0.03	ug/l	66.00	3600.00	
121 Sb	115	1	-0.05	-0.05	ug/l	10.04	1800.00	
137 Ba	159	1	-0.02	-0.02	ug/l	60.60	3600.00	
205 Tl	209	1	-0.01	-0.01	ug/l	40.44	360.00	
208 Pb	209	1	-0.01	-0.01	ug/l	55.65	1800.00	

ISTD Elements

Element	Tune	CPS Mean	RSD(%)	Ref Value	Rec(%)	QC Range(%)	Flag
6 Li	1	3936169	0.60	3954506	99.5	60 - 125	
45 Sc	1	6141493	1.08	6084780	100.9	60 - 125	
74 Ge	1	316455	1.86	316081	100.1	60 - 125	
115 In	1	1335453	0.96	1330955	100.3	60 - 125	
159 Tb	1	1889994	0.45	1859301	101.7	60 - 125	
209 Bi	1	1111737	1.89	1107062	100.4	60 - 125	

Tune File# 1 c:\icpchem\1\7500\nogas.u
Tune File# 2 C:\ICPCHEM\1\7500\
Tune File# 3 C:\ICPCHEM\1\7500\

ISTD Ref File : C:\ICPCHEM\1\DATA\16D26t04.B\003CALB.D\003CALB.D#

0 :Element Failures 0 :Max. Number of Failures Allowed
0 :ISTD Failures 0 :Max. Number of ISTD Failures Allowed

Continuing Calibration Verification (CCV) QC Report

Data File: C:\ICPCHEM\1\DATA\16D26t04.B\015_CCV.D\015_CCV.D#
Date Acquired: Apr 26 2016 08:44 pm
Acq. Method: 2008_DW.M
Operator:
Sample Name: CCV 4322380
Misc Info:
Vial Number: 1104
Current Method: C:\ICPCHEM\1\METHODS\2008_DW.M
Calibration File: C:\ICPCHEM\1\CALIB\2008_DW.C
Last Cal. Update: Apr 26 2016 10:15 pm
Sample Type: CCV
Prep Dil. Factor: 1.00
Autodil Factor: Undiluted
Final Dil Factor: 1.00

Data Results:
Analytes: Pass
ISTD: Pass

Analyte Elements

Element	IS Ref	Tune	Conc. ug/L	RSD(%)	Expected	Rec(%)	QC Range(%)	Flag
9 Be	6	1	48.66	1.06	50	97.3	90 - 110	
11 B	6	1	96.86	1.01	100	96.9	90 - 110	
23 Na	45	1	5032.00	0.53	5000	100.6	90 - 110	
24 Mg	45	1	5000.00	0.37	5000	100.0	90 - 110	
27 Al	45	1	503.90	0.29	500	100.8	90 - 110	
39 K	45	1	5022.00	0.32	5000	100.4	90 - 110	
44 Ca	45	1	5107.00	0.74	5000	102.1	90 - 110	
47 Ti	45	1	48.91	0.61	50	97.8	90 - 110	
51 V	45	1	48.07	0.77	50	96.1	90 - 110	
52 Cr	45	1	48.28	0.56	50	96.6	90 - 110	
55 Mn	45	1	499.80	0.34	500	100.0	90 - 110	
57 Fe	45	1	4980.00	0.23	5000	99.6	90 - 110	
59 Co	45	1	48.43	1.41	50	96.9	90 - 110	
60 Ni	45	1	50.10	0.64	50	100.2	90 - 110	
65 Cu	45	1	49.96	1.58	50	99.9	90 - 110	
66 Zn	45	1	49.14	0.56	50	98.3	90 - 110	
75 As	74	1	50.31	0.52	50	100.6	90 - 110	
82 Se	74	1	50.96	1.61	50	101.9	90 - 110	
88 Sr	115	1	48.38	0.95	50	96.8	90 - 110	
95 Mo	115	1	49.23	1.81	50	98.5	90 - 110	
107 Ag	115	1	49.73	1.36	50	99.5	90 - 110	
111 Cd	115	1	49.77	1.24	50	99.5	90 - 110	
118 Sn	115	1	49.12	1.25	50	98.2	90 - 110	
121 Sb	115	1	49.44	1.24	50	98.9	90 - 110	
137 Ba	159	1	49.42	1.47	50	98.8	90 - 110	
205 Tl	209	1	9.93	0.54	10	99.3	90 - 110	
208 Pb	209	1	49.86	0.25	50	99.7	90 - 110	

ISTD Elements

Element	Tune	CPS Mean	RSD(%)	Ref Value	Rec(%)	QC Range(%)	Flag
6 Li	1	3864602	1.85	3954506	97.7	60 - 125	
45 Sc	1	6053402	1.38	6084780	99.5	60 - 125	
74 Ge	1	312220	2.13	316081	98.8	60 - 125	
115 In	1	1306928	1.53	1330955	98.2	60 - 125	
159 Tb	1	1852426	1.00	1859301	99.6	60 - 125	
209 Bi	1	1050924	1.64	1107062	94.9	60 - 125	

Tune File# 1 c:\icpchem\1\7500\nogas.u
Tune File# 2 C:\ICPCHEM\1\7500\
Tune File# 3 C:\ICPCHEM\1\7500\

ISTD Ref File : C:\ICPCHEM\1\DATA\16D26t04.B\003CALB.D\003CALB.D#

0 :Element Failures
0 :ISTD Failures
0 :Max. Number of Failures Allowed
0 :Max. Number of ISTD Failures Allowed

CCB QC Report

Data File: C:\ICPCHEM\1\DATA\16D26t04.B\016_CCB.D\016_CCB.D#
Date Acquired: Apr 26 2016 08:49 pm
Operator:
Sample Name: CCB
Misc Info:
Vial Number: 1101
Current Method: C:\ICPCHEM\1\METHODS\2008_DW.M
Calibration File: C:\ICPCHEM\1\CALIB\2008_DW.C
Last Cal Update: Apr 26 2016 10:15 pm
Sample Type: CCB
Total Dil Factor: 1.00

QC Elements

Element	Conc.	RSD(%)	High Limit	Flag
9 Be	-0.13 ug/l	5.49	2.50	
11 B	-0.48 ug/l	36.04	20.00	
23 Na	16.32 ug/l	24.98	250.00	
24 Mg	2.56 ug/l	8.02	250.00	
27 Al	0.09 ug/l	151.32	25.00	
39 K	3.97 ug/l	134.64	250.00	
44 Ca	4.62 ug/l	17.10	250.00	
47 Ti	-0.04 ug/l	26.92	2.50	
51 V	0.11 ug/l	153.39	2.50	
52 Cr	0.01 ug/l	379.90	2.50	
55 Mn	-0.09 ug/l	34.37	25.00	
57 Fe	2.85 ug/l	43.52	250.00	
59 Co	-0.08 ug/l	8.09	2.50	
60 Ni	-0.08 ug/l	8.22	2.50	
65 Cu	-0.12 ug/l	31.99	2.50	
66 Zn	-0.10 ug/l	44.10	4.00	
75 As	-0.22 ug/l	50.02	1.00	
82 Se	0.16 ug/l	222.34	2.50	
88 Sr	-0.04 ug/l	3.11	2.50	
95 Mo	0.02 ug/l	40.92	2.50	
107 Ag	0.00 ug/l	765.43	2.50	
111 Cd	0.00 ug/l	1307.00	2.50	
118 Sn	-0.02 ug/l	74.75	2.50	
121 Sb	-0.05 ug/l	19.31	2.50	
137 Ba	-0.02 ug/l	30.70	2.50	
205 Tl	0.00 ug/l	123.67	0.50	
208 Pb	-0.01 ug/l	35.90	2.50	

ISTD Elements

Element	CPS Mean	RSD(%)	Ref Value	Rec(%)	QC Range(%)	Flag
6 Li	3940308.30	1.30	3954506.30	99.6	60 - 125	
45 Sc	6051670.50	0.76	6084780.00	99.5	60 - 125	

74	Ge	314648.09	1.88	316080.69	99.5	60 - 125
115	In	1325631.60	0.55	1330955.30	99.6	60 - 125
159	Tb	1862903.30	0.88	1859301.00	100.2	60 - 125
209	Bi	1102139.60	1.63	1107061.50	99.6	60 - 125

ISTD Ref File : C:\ICPCHEM\1\DATA\16D26t04.B\003CALB.D\003CALB.D#

0 :Element Failures 0 :Max. Number of Failures Allowed
0 :ISTD Failures 0 :Max. Number of ISTD Failures Allowed

Data Results:
Analytes: Pass
ISTD: Pass

CCB QC Report

Data File: C:\ICPCHEM\1\DATA\16D26t04.B\017_CCB.D\017_CCB.D#
Date Acquired: Apr 26 2016 08:53 pm
Operator:
Sample Name: MB 460-364714/1-A
Misc Info:
Vial Number: 4401
Current Method: C:\ICPCHEM\1\METHODS\2008_DW.M
Calibration File: C:\ICPCHEM\1\CALIB\2008_DW.C
Last Cal Update: Apr 26 2016 10:15 pm
Sample Type: CCB
Total Dil Factor: 1.00

QC Elements

Element	Conc.	RSD(%)	High Limit	Flag
9 Be	-0.15 ug/l	2.37	2.50	
11 B	-0.93 ug/l	13.96	20.00	
23 Na	5.85 ug/l	35.16	250.00	
24 Mg	2.14 ug/l	10.72	250.00	
27 Al	0.49 ug/l	7.85	25.00	
39 K	0.03 ug/l	4284.10	250.00	
44 Ca	10.20 ug/l	18.23	250.00	
47 Ti	-0.01 ug/l	657.74	2.50	
51 V	0.12 ug/l	196.45	2.50	
52 Cr	-0.01 ug/l	605.53	2.50	
55 Mn	-0.13 ug/l	13.03	25.00	
57 Fe	1.53 ug/l	66.23	250.00	
59 Co	-0.09 ug/l	4.29	2.50	
60 Ni	-0.08 ug/l	54.53	2.50	
65 Cu	0.12 ug/l	14.08	2.50	
66 Zn	0.76 ug/l	5.57	4.00	
75 As	-0.32 ug/l	98.45	1.00	
82 Se	0.15 ug/l	113.80	2.50	
88 Sr	-0.02 ug/l	1.51	2.50	
95 Mo	0.01 ug/l	20.61	2.50	
107 Ag	-0.01 ug/l	10.74	2.50	
111 Cd	0.00 ug/l	855.15	2.50	
118 Sn	-0.02 ug/l	25.07	2.50	
121 Sb	-0.06 ug/l	11.77	2.50	
137 Ba	-0.02 ug/l	61.21	2.50	
205 Tl	-0.01 ug/l	27.02	0.50	
208 Pb	0.01 ug/l	49.67	2.50	

ISTD Elements

Element	CPS Mean	RSD(%)	Ref Value	Rec(%)	QC Range(%)	Flag
6 Li	3962795.30	0.71	3954506.30	100.2	60 - 125	
45 Sc	6196536.50	2.03	6084780.00	101.8	60 - 125	

74	Ge	317446.50	2.55	316080.69	100.4	60 - 125
115	In	1339610.90	0.24	1330955.30	100.7	60 - 125
159	Tb	1890848.80	0.73	1859301.00	101.7	60 - 125
209	Bi	1109370.50	2.25	1107061.50	100.2	60 - 125

ISTD Ref File : C:\ICPCHEM\1\DATA\16D26t04.B\003CALB.D\003CALB.D#

0 :Element Failures 0 :Max. Number of Failures Allowed
0 :ISTD Failures 0 :Max. Number of ISTD Failures Allowed

Data Results:
Analytes: Pass
ISTD: Pass

Sample QC Report

Data File: C:\ICPCHEM\1\DATA\16D26t04.B\018SMPL.D\018SMPL.D#
Date Acquired: Apr 26 2016 08:58 pm
Acq. Method: 2008_DW.M
Operator:
Sample Name: LCS 460-364714/2-A
Misc Info:
Vial Number: 4402
Current Method: C:\ICPCHEM\1\METHODS\2008_DW.M
Calibration File: C:\ICPCHEM\1\CALIB\2008_DW.C
Last Cal. Update: Apr 26 2016 10:15 pm
Sample Type: Sample
Dilution Factor: 1.00
Autodil Factor: Undiluted
Final Dil Factor: 1.00

Data Results:
Analytes: Pass
ISTD: Pass

QC Elements

Element	IS Ref	Tune	Corr Conc	Raw Conc	Units	RSD(%)	High Limit	Flag
9 Be	6	1	4.23	4.23	ug/l	4.19	1800.00	
11 B	6	1	85.42	85.42	ug/l	1.32	7200.00	
23 Na	45	1	465.60	465.60	ug/l	0.55	180000.00	
24 Mg	45	1	472.80	472.80	ug/l	0.70	90000.00	
27 Al	45	1	463.50	463.50	ug/l	0.86	36000.00	
39 K	45	1	452.40	452.40	ug/l	0.45	359999.99	
44 Ca	45	1	426.10	426.10	ug/l	1.21	180000.00	
47 Ti	45	1	8.86	8.86	ug/l	1.21	3600.00	
51 V	45	1	8.62	8.62	ug/l	2.15	1800.00	
52 Cr	45	1	8.63	8.63	ug/l	0.99	1800.00	
55 Mn	45	1	46.32	46.32	ug/l	1.07	9000.00	
57 Fe	45	1	460.10	460.10	ug/l	1.17	180000.00	
59 Co	45	1	4.46	4.46	ug/l	1.57	900.00	
60 Ni	45	1	9.26	9.26	ug/l	2.41	1800.00	
65 Cu	45	1	9.38	9.38	ug/l	0.99	900.00	
66 Zn	45	1	47.63	47.63	ug/l	0.90	900.00	
75 As	74	1	9.36	9.36	ug/l	2.16	1800.00	
82 Se	74	1	9.36	9.36	ug/l	5.71	900.00	
88 Sr	115	1	8.66	8.66	ug/l	1.18	3600.00	
95 Mo	115	1	8.83	8.83	ug/l	2.14	3600.00	
107 Ag	115	1	4.32	4.32	ug/l	0.87	270.00	
111 Cd	115	1	4.53	4.53	ug/l	2.34	1800.00	
118 Sn	115	1	8.80	8.80	ug/l	1.69	3600.00	
121 Sb	115	1	4.19	4.19	ug/l	1.13	1800.00	
137 Ba	159	1	9.32	9.32	ug/l	2.22	3600.00	
205 Tl	209	1	3.60	3.60	ug/l	0.67	360.00	
208 Pb	209	1	4.52	4.52	ug/l	0.99	1800.00	

ISTD Elements

Element	Tune	CPS Mean	RSD(%)	Ref Value	Rec(%)	QC Range(%)	Flag
6 Li	1	4019462	1.62	3954506	101.6	60 - 125	
45 Sc	1	6294127	1.09	6084780	103.4	60 - 125	
74 Ge	1	328354	2.25	316081	103.9	60 - 125	
115 In	1	1386169	2.54	1330955	104.1	60 - 125	
159 Tb	1	1907137	0.80	1859301	102.6	60 - 125	
209 Bi	1	1119176	2.21	1107062	101.1	60 - 125	

Tune File# 1 c:\icpchem\1\7500\nogas.u
Tune File# 2 C:\ICPCHEM\1\7500\
Tune File# 3 C:\ICPCHEM\1\7500\

ISTD Ref File : C:\ICPCHEM\1\DATA\16D26t04.B\003CALB.D\003CALB.D#

0 :Element Failures
0 :ISTD Failures
0 :Max. Number of Failures Allowed
0 :Max. Number of ISTD Failures Allowed

Sample QC Report

Data File: C:\ICPCHEM\1\DATA\16D26t04.B\019SMPL.D\019SMPL.D#
Date Acquired: Apr 26 2016 09:02 pm
Acq. Method: 2008_DW.M
Operator:
Sample Name: PDS 460-111911-A-14-A
Misc Info:
Vial Number: 4403
Current Method: C:\ICPCHEM\1\METHODS\2008_DW.M
Calibration File: C:\ICPCHEM\1\CALIB\2008_DW.C
Last Cal. Update: Apr 26 2016 10:15 pm
Sample Type: Sample
Dilution Factor: 1.00
Autodil Factor: Undiluted
Final Dil Factor: 1.00

Data Results:
Analytes: Fail
ISTD: Pass

QC Elements

Element	IS Ref	Tune	Corr Conc	Raw Conc	Units	RSD(%)	High Limit	Flag
9 Be	6	1	4.73	4.73	ug/l	1.24	1800.00	
11 B	6	1	110.30	110.30	ug/l	1.20	7200.00	
23 Na	45	1	45,920.00	45920.00	ug/l	0.67	180000.00	
24 Mg	45	1	6,662.00	6662.00	ug/l	0.83	90000.00	
27 Al	45	1	574.20	574.20	ug/l	0.46	36000.00	
39 K	45	1	1,673.00	1673.00	ug/l	0.37	359999.99	
44 Ca	45	1	18,650.00	18650.00	ug/l	1.09	180000.00	
47 Ti	45	1	10.47	10.47	ug/l	0.83	3600.00	
51 V	45	1	9.34	9.34	ug/l	1.00	1800.00	
52 Cr	45	1	9.13	9.13	ug/l	0.05	1800.00	
55 Mn	45	1	142.10	142.10	ug/l	1.62	9000.00	
57 Fe	45	1	727.30	727.30	ug/l	0.35	180000.00	
59 Co	45	1	4.88	4.88	ug/l	0.61	900.00	
60 Ni	45	1	141.20	141.20	ug/l	0.47	1800.00	
65 Cu	45	1	689.60	689.60	ug/l	0.89	900.00	
66 Zn	45	1	4,264.00	4264.00	ug/l	0.24	900.00	fail
75 As	74	1	10.26	10.26	ug/l	1.06	1800.00	
82 Se	74	1	10.00	10.00	ug/l	3.59	900.00	
88 Sr	115	1	85.54	85.54	ug/l	0.97	3600.00	
95 Mo	115	1	10.17	10.17	ug/l	0.43	3600.00	
107 Ag	115	1	5.38	5.38	ug/l	0.97	270.00	
111 Cd	115	1	5.20	5.20	ug/l	2.73	1800.00	
118 Sn	115	1	10.76	10.76	ug/l	1.50	3600.00	
121 Sb	115	1	5.26	5.26	ug/l	1.45	1800.00	
137 Ba	159	1	31.73	31.73	ug/l	0.49	3600.00	
205 Tl	209	1	3.74	3.74	ug/l	1.53	360.00	
208 Pb	209	1	38.84	38.84	ug/l	0.35	1800.00	

ISTD Elements

Element	Tune	CPS Mean	RSD(%)	Ref Value	Rec(%)	QC Range(%)	Flag
6 Li	1	3804670	1.13	3954506	96.2	60 - 125	
45 Sc	1	6143279	1.85	6084780	101.0	60 - 125	
74 Ge	1	322710	2.37	316081	102.1	60 - 125	
115 In	1	1289645	2.07	1330955	96.9	60 - 125	
159 Tb	1	1846905	1.96	1859301	99.3	60 - 125	
209 Bi	1	1058220	2.20	1107062	95.6	60 - 125	

Tune File# 1 c:\icpchem\1\7500\nogas.u
Tune File# 2 C:\ICPCHEM\1\7500\
Tune File# 3 C:\ICPCHEM\1\7500\

ISTD Ref File : C:\ICPCHEM\1\DATA\16D26t04.B\003CALB.D\003CALB.D#

1 :Element Failures
0 :ISTD Failures
0 :Max. Number of Failures Allowed
0 :Max. Number of ISTD Failures Allowed

Sample QC Report

Data File: C:\ICPCHEM\1\DATA\16D26t04.B\020SMPL.D\020SMPL.D#
Date Acquired: Apr 26 2016 09:07 pm
Acq. Method: 2008_DW.M
Operator:
Sample Name: 460-111911-A-14-C MS
Misc Info:
Vial Number: 4404
Current Method: C:\ICPCHEM\1\METHODS\2008_DW.M
Calibration File: C:\ICPCHEM\1\CALIB\2008_DW.C
Last Cal. Update: Apr 26 2016 10:15 pm
Sample Type: Sample
Dilution Factor: 1.00
Autodil Factor: Undiluted
Final Dil Factor: 1.00

Data Results:
Analytes: Fail
ISTD: Pass

QC Elements

Element	IS Ref	Tune	Corr Conc	Raw Conc	Units	RSD(%)	High Limit	Flag
9 Be	6	1	4.83	4.83	ug/l	0.89	1800.00	
11 B	6	1	113.40	113.40	ug/l	1.51	7200.00	
23 Na	45	1	46,540.00	46540.00	ug/l	0.80	180000.00	
24 Mg	45	1	6,783.00	6783.00	ug/l	0.53	90000.00	
27 Al	45	1	587.30	587.30	ug/l	0.87	36000.00	
39 K	45	1	1,689.00	1689.00	ug/l	0.51	359999.99	
44 Ca	45	1	18,790.00	18790.00	ug/l	0.26	180000.00	
47 Ti	45	1	11.09	11.09	ug/l	1.73	3600.00	
51 V	45	1	9.33	9.33	ug/l	1.62	1800.00	
52 Cr	45	1	9.49	9.49	ug/l	0.76	1800.00	
55 Mn	45	1	144.40	144.40	ug/l	1.04	9000.00	
57 Fe	45	1	739.00	739.00	ug/l	0.72	180000.00	
59 Co	45	1	5.03	5.03	ug/l	1.69	900.00	
60 Ni	45	1	143.30	143.30	ug/l	1.47	1800.00	
65 Cu	45	1	699.70	699.70	ug/l	0.41	900.00	
66 Zn	45	1	4,305.00	4305.00	ug/l	0.59	900.00	fail
75 As	74	1	10.29	10.29	ug/l	1.76	1800.00	
82 Se	74	1	10.30	10.30	ug/l	4.34	900.00	
88 Sr	115	1	85.88	85.88	ug/l	0.47	3600.00	
95 Mo	115	1	10.06	10.06	ug/l	2.07	3600.00	
107 Ag	115	1	4.74	4.74	ug/l	2.25	270.00	
111 Cd	115	1	5.18	5.18	ug/l	0.12	1800.00	
118 Sn	115	1	10.50	10.50	ug/l	1.60	3600.00	
121 Sb	115	1	5.22	5.22	ug/l	1.98	1800.00	
137 Ba	159	1	32.20	32.20	ug/l	1.25	3600.00	
205 Tl	209	1	3.88	3.88	ug/l	1.22	360.00	
208 Pb	209	1	39.50	39.50	ug/l	0.23	1800.00	

ISTD Elements

Element	Tune	CPS Mean	RSD(%)	Ref Value	Rec(%)	QC Range(%)	Flag
6 Li	1	3787500	1.81	3954506	95.8	60 - 125	
45 Sc	1	6096441	1.45	6084780	100.2	60 - 125	
74 Ge	1	321533	1.79	316081	101.7	60 - 125	
115 In	1	1296503	0.80	1330955	97.4	60 - 125	
159 Tb	1	1841802	0.84	1859301	99.1	60 - 125	
209 Bi	1	1047128	1.87	1107062	94.6	60 - 125	

Tune File# 1 c:\icpchem\1\7500\nogas.u
Tune File# 2 C:\ICPCHEM\1\7500\
Tune File# 3 C:\ICPCHEM\1\7500\

ISTD Ref File : C:\ICPCHEM\1\DATA\16D26t04.B\003CALB.D\003CALB.D#

1 :Element Failures
0 :ISTD Failures
0 :Max. Number of Failures Allowed
0 :Max. Number of ISTD Failures Allowed

Sample QC Report

Data File: C:\ICPCHEM\1\DATA\16D26t04.B\021SMPL.D\021SMPL.D#
Date Acquired: Apr 26 2016 09:11 pm
Acq. Method: 2008_DW.M
Operator:
Sample Name: 460-111911-A-14-B DU
Misc Info:
Vial Number: 4405
Current Method: C:\ICPCHEM\1\METHODS\2008_DW.M
Calibration File: C:\ICPCHEM\1\CALIB\2008_DW.C
Last Cal. Update: Apr 26 2016 10:15 pm
Sample Type: Sample
Dilution Factor: 1.00
Autodil Factor: Undiluted
Final Dil Factor: 1.00

Data Results:
Analytes: Fail
ISTD: Pass

QC Elements

Element	IS Ref	Tune	Corr Conc	Raw Conc	Units	RSD(%)	High Limit	Flag
9 Be	6	1	-0.19	-0.19	ug/l	6.88	1800.00	
11 B	6	1	14.31	14.31	ug/l	1.67	7200.00	
23 Na	45	1	45,860.00	45860.00	ug/l	0.61	180000.00	
24 Mg	45	1	6,264.00	6264.00	ug/l	0.53	90000.00	
27 Al	45	1	106.20	106.20	ug/l	5.44	36000.00	
39 K	45	1	1,215.00	1215.00	ug/l	0.22	359999.99	
44 Ca	45	1	18,260.00	18260.00	ug/l	0.34	180000.00	
47 Ti	45	1	1.32	1.32	ug/l	8.94	3600.00	
51 V	45	1	-0.03	-0.03	ug/l	23.46	1800.00	
52 Cr	45	1	-0.06	-0.06	ug/l	46.16	1800.00	
55 Mn	45	1	95.13	95.13	ug/l	1.15	9000.00	
57 Fe	45	1	254.20	254.20	ug/l	1.30	180000.00	
59 Co	45	1	0.27	0.27	ug/l	3.99	900.00	
60 Ni	45	1	132.70	132.70	ug/l	0.90	1800.00	
65 Cu	45	1	688.00	688.00	ug/l	0.94	900.00	
66 Zn	45	1	4,247.00	4247.00	ug/l	0.53	900.00	fail
75 As	74	1	0.43	0.43	ug/l	12.31	1800.00	
82 Se	74	1	0.18	0.18	ug/l	142.91	900.00	
88 Sr	115	1	73.83	73.83	ug/l	0.99	3600.00	
95 Mo	115	1	0.29	0.29	ug/l	4.02	3600.00	
107 Ag	115	1	0.07	0.07	ug/l	10.43	270.00	
111 Cd	115	1	0.31	0.31	ug/l	11.03	1800.00	
118 Sn	115	1	0.91	0.91	ug/l	1.40	3600.00	
121 Sb	115	1	0.46	0.46	ug/l	2.83	1800.00	
137 Ba	159	1	22.39	22.39	ug/l	1.82	3600.00	
205 Tl	209	1	0.01	0.01	ug/l	43.83	360.00	
208 Pb	209	1	34.40	34.40	ug/l	0.60	1800.00	

ISTD Elements

Element	Tune	CPS Mean	RSD(%)	Ref Value	Rec(%)	QC Range(%)	Flag
6 Li	1	3810733	1.31	3954506	96.4	60 - 125	
45 Sc	1	6101177	1.50	6084780	100.3	60 - 125	
74 Ge	1	321042	1.92	316081	101.6	60 - 125	
115 In	1	1295629	0.90	1330955	97.3	60 - 125	
159 Tb	1	1826571	0.33	1859301	98.2	60 - 125	
209 Bi	1	1056392	1.68	1107062	95.4	60 - 125	

Tune File# 1 c:\icpchem\1\7500\nogas.u
Tune File# 2 C:\ICPCHEM\1\7500\
Tune File# 3 C:\ICPCHEM\1\7500\

ISTD Ref File : C:\ICPCHEM\1\DATA\16D26t04.B\003CALB.D\003CALB.D#

1 :Element Failures 0 :Max. Number of Failures Allowed
0 :ISTD Failures 0 :Max. Number of ISTD Failures Allowed

Sample QC Report

Data File: C:\ICPCHEM\1\DATA\16D26t04.B\022SMPL.D\022SMPL.D#
Date Acquired: Apr 26 2016 09:16 pm
Acq. Method: 2008_DW.M
Operator:
Sample Name: 460-111911-A-14-A
Misc Info:
Vial Number: 4406
Current Method: C:\ICPCHEM\1\METHODS\2008_DW.M
Calibration File: C:\ICPCHEM\1\CALIB\2008_DW.C
Last Cal. Update: Apr 26 2016 10:15 pm
Sample Type: Sample
Dilution Factor: 1.00
Autodil Factor: Undiluted
Final Dil Factor: 1.00

Data Results:
Analytes: Fail
ISTD: Pass

QC Elements

Element	IS Ref	Tune	Corr Conc	Raw Conc	Units	RSD(%)	High Limit	Flag
9 Be	6	1	-0.19	-0.19	ug/l	3.26	1800.00	
11 B	6	1	13.87	13.87	ug/l	1.04	7200.00	
23 Na	45	1	45,500.00	45500.00	ug/l	0.98	180000.00	
24 Mg	45	1	6,211.00	6211.00	ug/l	0.20	90000.00	
27 Al	45	1	105.50	105.50	ug/l	2.07	36000.00	
39 K	45	1	1,201.00	1201.00	ug/l	0.74	359999.99	
44 Ca	45	1	18,020.00	18020.00	ug/l	0.51	180000.00	
47 Ti	45	1	1.44	1.44	ug/l	11.94	3600.00	
51 V	45	1	0.18	0.18	ug/l	27.15	1800.00	
52 Cr	45	1	-0.08	-0.08	ug/l	25.77	1800.00	
55 Mn	45	1	94.60	94.60	ug/l	1.00	9000.00	
57 Fe	45	1	249.70	249.70	ug/l	1.97	180000.00	
59 Co	45	1	0.27	0.27	ug/l	4.30	900.00	
60 Ni	45	1	131.30	131.30	ug/l	0.36	1800.00	
65 Cu	45	1	685.20	685.20	ug/l	1.29	900.00	
66 Zn	45	1	4,210.00	4210.00	ug/l	0.39	900.00	fail
75 As	74	1	0.23	0.23	ug/l	88.11	1800.00	
82 Se	74	1	-0.01	-0.01	ug/l	2690.00	900.00	
88 Sr	115	1	73.40	73.40	ug/l	1.68	3600.00	
95 Mo	115	1	0.31	0.31	ug/l	1.84	3600.00	
107 Ag	115	1	0.06	0.06	ug/l	23.81	270.00	
111 Cd	115	1	0.28	0.28	ug/l	16.08	1800.00	
118 Sn	115	1	0.99	0.99	ug/l	3.65	3600.00	
121 Sb	115	1	0.49	0.49	ug/l	2.67	1800.00	
137 Ba	159	1	21.75	21.75	ug/l	1.33	3600.00	
205 Tl	209	1	0.01	0.01	ug/l	31.51	360.00	
208 Pb	209	1	34.17	34.17	ug/l	0.45	1800.00	

ISTD Elements

Element	Tune	CPS Mean	RSD(%)	Ref Value	Rec(%)	QC Range(%)	Flag
6 Li	1	3774328	1.07	3954506	95.4	60 - 125	
45 Sc	1	6106190	1.19	6084780	100.4	60 - 125	
74 Ge	1	321860	2.04	316081	101.8	60 - 125	
115 In	1	1299437	1.18	1330955	97.6	60 - 125	
159 Tb	1	1841044	1.40	1859301	99.0	60 - 125	
209 Bi	1	1057544	2.02	1107062	95.5	60 - 125	

Tune File# 1 c:\icpchem\1\7500\nogas.u
Tune File# 2 C:\ICPCHEM\1\7500\
Tune File# 3 C:\ICPCHEM\1\7500\

ISTD Ref File : C:\ICPCHEM\1\DATA\16D26t04.B\003CALB.D\003CALB.D#

1 :Element Failures 0 :Max. Number of Failures Allowed
0 :ISTD Failures 0 :Max. Number of ISTD Failures Allowed

Sample QC Report

Data File: C:\ICPCHEM\1\DATA\16D26t04.B\023SMPL.D\023SMPL.D#
Date Acquired: Apr 26 2016 09:21 pm
Acq. Method: 2008_DW.M
Operator:
Sample Name: SD 460-111911-A-14-A@5
Misc Info:
Vial Number: 4407
Current Method: C:\ICPCHEM\1\METHODS\2008_DW.M
Calibration File: C:\ICPCHEM\1\CALIB\2008_DW.C
Last Cal. Update: Apr 26 2016 10:15 pm
Sample Type: Sample
Dilution Factor: 5.00
Autodil Factor: Undiluted
Final Dil Factor: 5.00

Data Results:
Analytes: Pass
ISTD: Pass

QC Elements

Element	IS Ref	Tune	Corr Conc	Raw Conc	Units	RSD(%)	High Limit	Flag
9 Be	6	1	-1.02	-0.20	ug/l	1.10	1800.00	
11 B	6	1	9.40	1.88	ug/l	3.84	7200.00	
23 Na	45	1	45,905.00	9181.00	ug/l	1.14	180000.00	
24 Mg	45	1	6,295.00	1259.00	ug/l	0.43	90000.00	
27 Al	45	1	96.90	19.38	ug/l	0.75	36000.00	
39 K	45	1	1,194.50	238.90	ug/l	1.71	359999.99	
44 Ca	45	1	18,685.00	3737.00	ug/l	0.97	180000.00	
47 Ti	45	1	1.12	0.22	ug/l	11.57	3600.00	
51 V	45	1	0.10	0.02	ug/l	239.48	1800.00	
52 Cr	45	1	-0.31	-0.06	ug/l	32.30	1800.00	
55 Mn	45	1	93.45	18.69	ug/l	0.90	9000.00	
57 Fe	45	1	245.85	49.17	ug/l	4.71	180000.00	
59 Co	45	1	-0.14	-0.03	ug/l	44.81	900.00	
60 Ni	45	1	133.15	26.63	ug/l	1.39	1800.00	
65 Cu	45	1	684.50	136.90	ug/l	1.02	900.00	
66 Zn	45	1	4,320.50	864.10	ug/l	0.74	900.00	
75 As	74	1	-0.57	-0.11	ug/l	222.23	1800.00	
82 Se	74	1	0.20	0.04	ug/l	93.04	900.00	
88 Sr	115	1	72.35	14.47	ug/l	1.19	3600.00	
95 Mo	115	1	0.30	0.06	ug/l	13.77	3600.00	
107 Ag	115	1	0.01	0.00	ug/l	148.58	270.00	
111 Cd	115	1	0.32	0.06	ug/l	27.91	1800.00	
118 Sn	115	1	0.82	0.16	ug/l	16.90	3600.00	
121 Sb	115	1	0.14	0.03	ug/l	28.87	1800.00	
137 Ba	159	1	21.81	4.36	ug/l	2.51	3600.00	
205 Tl	209	1	-0.05	-0.01	ug/l	23.57	360.00	
208 Pb	209	1	34.32	6.86	ug/l	1.19	1800.00	

ISTD Elements

Element	Tune	CPS Mean	RSD(%)	Ref Value	Rec(%)	QC Range(%)	Flag
6 Li	1	3929710	1.22	3954506	99.4	60 - 125	
45 Sc	1	6139109	1.17	6084780	100.9	60 - 125	
74 Ge	1	322394	2.70	316081	102.0	60 - 125	
115 In	1	1313715	1.72	1330955	98.7	60 - 125	
159 Tb	1	1882759	1.09	1859301	101.3	60 - 125	
209 Bi	1	1088876	2.44	1107062	98.4	60 - 125	

Tune File# 1 c:\icpchem\1\7500\nogas.u
Tune File# 2 C:\ICPCHEM\1\7500\
Tune File# 3 C:\ICPCHEM\1\7500\

ISTD Ref File : C:\ICPCHEM\1\DATA\16D26t04.B\003CALB.D\003CALB.D#

0 :Element Failures
0 :ISTD Failures
0 :Max. Number of Failures Allowed
0 :Max. Number of ISTD Failures Allowed

Sample QC Report

Data File: C:\ICPCHEM\1\DATA\16D26t04.B\024SMPL.D\024SMPL.D#
Date Acquired: Apr 26 2016 09:25 pm
Acq. Method: 2008_DW.M
Operator:
Sample Name: 460-111911-A-24-A
Misc Info:
Vial Number: 4408
Current Method: C:\ICPCHEM\1\METHODS\2008_DW.M
Calibration File: C:\ICPCHEM\1\CALIB\2008_DW.C
Last Cal. Update: Apr 26 2016 10:15 pm
Sample Type: Sample
Dilution Factor: 1.00
Autodil Factor: Undiluted
Final Dil Factor: 1.00

Data Results:
Analytes: Pass
ISTD: Pass

QC Elements

Element	IS Ref	Tune	Corr Conc	Raw Conc	Units	RSD(%)	High Limit	Flag
9 Be	6	1	-0.21	-0.21	ug/l	0.34	1800.00	
11 B	6	1	13.97	13.97	ug/l	2.39	7200.00	
23 Na	45	1	47,440.00	47440.00	ug/l	0.80	180000.00	
24 Mg	45	1	6,863.00	6863.00	ug/l	0.23	90000.00	
27 Al	45	1	52.10	52.10	ug/l	0.75	36000.00	
39 K	45	1	1,398.00	1398.00	ug/l	0.58	359999.99	
44 Ca	45	1	19,670.00	19670.00	ug/l	0.90	180000.00	
47 Ti	45	1	0.99	0.99	ug/l	2.06	3600.00	
51 V	45	1	0.02	0.02	ug/l	738.23	1800.00	
52 Cr	45	1	0.01	0.01	ug/l	367.38	1800.00	
55 Mn	45	1	32.16	32.16	ug/l	1.14	9000.00	
57 Fe	45	1	281.70	281.70	ug/l	2.63	180000.00	
59 Co	45	1	0.38	0.38	ug/l	4.90	900.00	
60 Ni	45	1	12.00	12.00	ug/l	1.43	1800.00	
65 Cu	45	1	198.30	198.30	ug/l	1.64	900.00	
66 Zn	45	1	463.20	463.20	ug/l	1.69	900.00	
75 As	74	1	-0.01	-0.01	ug/l	1883.60	1800.00	
82 Se	74	1	0.31	0.31	ug/l	146.13	900.00	
88 Sr	115	1	81.41	81.41	ug/l	0.96	3600.00	
95 Mo	115	1	0.26	0.26	ug/l	3.78	3600.00	
107 Ag	115	1	0.07	0.07	ug/l	4.91	270.00	
111 Cd	115	1	0.06	0.06	ug/l	4.16	1800.00	
118 Sn	115	1	0.52	0.52	ug/l	1.40	3600.00	
121 Sb	115	1	0.16	0.16	ug/l	15.39	1800.00	
137 Ba	159	1	25.03	25.03	ug/l	1.01	3600.00	
205 Tl	209	1	-0.01	-0.01	ug/l	17.15	360.00	
208 Pb	209	1	33.01	33.01	ug/l	0.26	1800.00	

ISTD Elements

Element	Tune	CPS Mean	RSD(%)	Ref Value	Rec(%)	QC Range(%)	Flag
6 Li	1	3774087	1.06	3954506	95.4	60 - 125	
45 Sc	1	6060853	1.28	6084780	99.6	60 - 125	
74 Ge	1	319387	1.98	316081	101.0	60 - 125	
115 In	1	1299315	1.36	1330955	97.6	60 - 125	
159 Tb	1	1849941	1.38	1859301	99.5	60 - 125	
209 Bi	1	1042203	1.94	1107062	94.1	60 - 125	

Tune File# 1 c:\icpchem\1\7500\nogas.u
Tune File# 2 C:\ICPCHEM\1\7500\
Tune File# 3 C:\ICPCHEM\1\7500\

ISTD Ref File : C:\ICPCHEM\1\DATA\16D26t04.B\003CALB.D\003CALB.D#

0 :Element Failures
0 :ISTD Failures
0 :Max. Number of Failures Allowed
0 :Max. Number of ISTD Failures Allowed

Sample QC Report

Data File: C:\ICPCHEM\1\DATA\16D26t04.B\025SMPL.D\025SMPL.D#
Date Acquired: Apr 26 2016 09:30 pm
Acq. Method: 2008_DW.M
Operator:
Sample Name: 460-111799-A-27-A
Misc Info:
Vial Number: 4409
Current Method: C:\ICPCHEM\1\METHODS\2008_DW.M
Calibration File: C:\ICPCHEM\1\CALIB\2008_DW.C
Last Cal. Update: Apr 26 2016 10:15 pm
Sample Type: Sample
Dilution Factor: 1.00
Autodil Factor: Undiluted
Final Dil Factor: 1.00

Data Results:
Analytes: Fail
ISTD: Pass

QC Elements

Element	IS Ref	Tune	Corr Conc	Raw Conc	Units	RSD(%)	High Limit	Flag
9 Be	6	1	-0.22	-0.22	ug/l	10.27	1800.00	
11 B	6	1	20.40	20.40	ug/l	1.56	7200.00	
23 Na	45	1	42,780.00	42780.00	ug/l	1.28	180000.00	
24 Mg	45	1	7,401.00	7401.00	ug/l	1.37	90000.00	
27 Al	45	1	14.16	14.16	ug/l	1.12	36000.00	
39 K	45	1	1,408.00	1408.00	ug/l	1.70	359999.99	
44 Ca	45	1	20,530.00	20530.00	ug/l	1.39	180000.00	
47 Ti	45	1	0.59	0.59	ug/l	17.03	3600.00	
51 V	45	1	-0.11	-0.11	ug/l	49.80	1800.00	
52 Cr	45	1	-0.19	-0.19	ug/l	9.35	1800.00	
55 Mn	45	1	10.25	10.25	ug/l	0.48	9000.00	
57 Fe	45	1	143.10	143.10	ug/l	1.18	180000.00	
59 Co	45	1	1.11	1.11	ug/l	2.58	900.00	
60 Ni	45	1	853.10	853.10	ug/l	0.57	1800.00	
65 Cu	45	1	481.10	481.10	ug/l	0.48	900.00	
66 Zn	45	1	18,430.00	18430.00	ug/l	0.94	900.00	fail
75 As	74	1	0.38	0.38	ug/l	55.95	1800.00	
82 Se	74	1	0.17	0.17	ug/l	76.00	900.00	
88 Sr	115	1	79.47	79.47	ug/l	0.80	3600.00	
95 Mo	115	1	0.25	0.25	ug/l	3.98	3600.00	
107 Ag	115	1	0.09	0.09	ug/l	4.83	270.00	
111 Cd	115	1	4.74	4.74	ug/l	0.65	1800.00	
118 Sn	115	1	0.18	0.18	ug/l	3.25	3600.00	
121 Sb	115	1	0.24	0.24	ug/l	4.05	1800.00	
137 Ba	159	1	18.98	18.98	ug/l	1.61	3600.00	
205 Tl	209	1	0.12	0.12	ug/l	2.39	360.00	
208 Pb	209	1	34.64	34.64	ug/l	0.36	1800.00	

ISTD Elements

Element	Tune	CPS Mean	RSD(%)	Ref Value	Rec(%)	QC Range(%)	Flag
6 Li	1	3802006	1.16	3954506	96.1	60 - 125	
45 Sc	1	6145054	2.40	6084780	101.0	60 - 125	
74 Ge	1	323819	1.85	316081	102.4	60 - 125	
115 In	1	1301071	1.74	1330955	97.8	60 - 125	
159 Tb	1	1855558	0.77	1859301	99.8	60 - 125	
209 Bi	1	1054787	1.66	1107062	95.3	60 - 125	

Tune File# 1 c:\icpchem\1\7500\nogas.u
Tune File# 2 C:\ICPCHEM\1\7500\
Tune File# 3 C:\ICPCHEM\1\7500\

ISTD Ref File : C:\ICPCHEM\1\DATA\16D26t04.B\003CALB.D\003CALB.D#

1 :Element Failures
0 :ISTD Failures
0 :Max. Number of Failures Allowed
0 :Max. Number of ISTD Failures Allowed

Continuing Calibration Verification (CCV) QC Report

Data File: C:\ICPCHEM\1\DATA\16D26t04.B\026_CCV.D\026_CCV.D#
Date Acquired: Apr 26 2016 09:34 pm
Acq. Method: 2008_DW.M
Operator:
Sample Name: CCV 4322380
Misc Info:
Vial Number: 1104
Current Method: C:\ICPCHEM\1\METHODS\2008_DW.M
Calibration File: C:\ICPCHEM\1\CALIB\2008_DW.C
Last Cal. Update: Apr 26 2016 10:15 pm
Sample Type: CCV
Prep Dil. Factor: 1.00
Autodil Factor: Undiluted
Final Dil Factor: 1.00

Data Results:
Analytes: Pass
ISTD: Pass

Analyte Elements

Element	IS Ref	Tune	Conc. ug/L	RSD(%)	Expected	Rec(%)	QC Range(%)	Flag
9 Be	6	1	48.25	1.10	50	96.5	90 - 110	
11 B	6	1	96.10	0.90	100	96.1	90 - 110	
23 Na	45	1	4959.00	0.88	5000	99.2	90 - 110	
24 Mg	45	1	4924.00	1.16	5000	98.5	90 - 110	
27 Al	45	1	498.10	0.96	500	99.6	90 - 110	
39 K	45	1	4965.00	0.87	5000	99.3	90 - 110	
44 Ca	45	1	5044.00	0.75	5000	100.9	90 - 110	
47 Ti	45	1	48.53	1.14	50	97.1	90 - 110	
51 V	45	1	47.38	0.83	50	94.8	90 - 110	
52 Cr	45	1	48.19	0.26	50	96.4	90 - 110	
55 Mn	45	1	493.30	0.56	500	98.7	90 - 110	
57 Fe	45	1	4979.00	1.33	5000	99.6	90 - 110	
59 Co	45	1	47.85	0.93	50	95.7	90 - 110	
60 Ni	45	1	49.52	1.21	50	99.0	90 - 110	
65 Cu	45	1	49.74	1.22	50	99.5	90 - 110	
66 Zn	45	1	52.31	1.40	50	104.6	90 - 110	
75 As	74	1	50.24	0.44	50	100.5	90 - 110	
82 Se	74	1	49.88	2.48	50	99.8	90 - 110	
88 Sr	115	1	48.22	0.96	50	96.4	90 - 110	
95 Mo	115	1	48.90	1.17	50	97.8	90 - 110	
107 Ag	115	1	49.14	0.93	50	98.3	90 - 110	
111 Cd	115	1	49.50	0.97	50	99.0	90 - 110	
118 Sn	115	1	48.76	1.19	50	97.5	90 - 110	
121 Sb	115	1	48.68	1.08	50	97.4	90 - 110	
137 Ba	159	1	49.61	1.04	50	99.2	90 - 110	
205 Tl	209	1	9.89	1.05	10	98.9	90 - 110	
208 Pb	209	1	49.63	0.40	50	99.3	90 - 110	

ISTD Elements

Element	Tune	CPS Mean	RSD(%)	Ref Value	Rec(%)	QC Range(%)	Flag
6 Li	1	3955389	1.31	3954506	100.0	60 - 125	
45 Sc	1	6168595	1.79	6084780	101.4	60 - 125	
74 Ge	1	316829	1.84	316081	100.2	60 - 125	
115 In	1	1326131	1.41	1330955	99.6	60 - 125	
159 Tb	1	1869776	1.00	1859301	100.6	60 - 125	
209 Bi	1	1049005	1.51	1107062	94.8	60 - 125	

Tune File# 1 c:\icpchem\1\7500\nogas.u
Tune File# 2 C:\ICPCHEM\1\7500\
Tune File# 3 C:\ICPCHEM\1\7500\

ISTD Ref File : C:\ICPCHEM\1\DATA\16D26t04.B\003CALB.D\003CALB.D#

0 :Element Failures
0 :ISTD Failures
0 :Max. Number of Failures Allowed
0 :Max. Number of ISTD Failures Allowed

CCB QC Report

Data File: C:\ICPCHEM\1\DATA\16D26t04.B\027_CCB.D\027_CCB.D#
Date Acquired: Apr 26 2016 09:39 pm
Operator:
Sample Name: CCB
Misc Info:
Vial Number: 1101
Current Method: C:\ICPCHEM\1\METHODS\2008_DW.M
Calibration File: C:\ICPCHEM\1\CALIB\2008_DW.C
Last Cal Update: Apr 26 2016 10:15 pm
Sample Type: CCB
Total Dil Factor: 1.00

QC Elements

Element	Conc.	RSD(%)	High Limit	Flag
9 Be	-0.18 ug/l	3.70	2.50	
11 B	-0.35 ug/l	67.59	20.00	
23 Na	-32.03 ug/l	19.81	250.00	
24 Mg	0.55 ug/l	113.51	250.00	
27 Al	0.29 ug/l	188.39	25.00	
39 K	3.13 ug/l	302.50	250.00	
44 Ca	4.37 ug/l	47.39	250.00	
47 Ti	-0.01 ug/l	229.32	2.50	
51 V	0.06 ug/l	147.54	2.50	
52 Cr	0.00 ug/l	8776.00	2.50	
55 Mn	-0.06 ug/l	48.63	25.00	
57 Fe	-0.07 ug/l	5152.00	250.00	
59 Co	-0.10 ug/l	6.42	2.50	
60 Ni	0.02 ug/l	126.18	2.50	
65 Cu	-0.07 ug/l	25.64	2.50	
66 Zn	0.91 ug/l	18.50	4.00	
75 As	-0.02 ug/l	764.01	1.00	
82 Se	0.04 ug/l	881.30	2.50	
88 Sr	-0.04 ug/l	5.07	2.50	
95 Mo	0.02 ug/l	28.04	2.50	
107 Ag	-0.01 ug/l	47.15	2.50	
111 Cd	0.00 ug/l	632.64	2.50	
118 Sn	-0.01 ug/l	60.01	2.50	
121 Sb	-0.05 ug/l	3.32	2.50	
137 Ba	-0.01 ug/l	93.83	2.50	
205 Tl	0.00 ug/l	148.33	0.50	
208 Pb	0.00 ug/l	59.21	2.50	

ISTD Elements

Element	CPS Mean	RSD(%)	Ref Value	Rec(%)	QC Range(%)	Flag
6 Li	4006265.80	0.99	3954506.30	101.3	60 - 125	
45 Sc	6126380.50	0.84	6084780.00	100.7	60 - 125	

74	Ge	322257.72	0.82	316080.69	102.0	60 - 125
115	In	1327810.10	0.20	1330955.30	99.8	60 - 125
159	Tb	1870681.60	0.97	1859301.00	100.6	60 - 125
209	Bi	1092213.30	0.59	1107061.50	98.7	60 - 125

ISTD Ref File : C:\ICPCHEM\1\DATA\16D26t04.B\003CALB.D\003CALB.D#

0 :Element Failures 0 :Max. Number of Failures Allowed
0 :ISTD Failures 0 :Max. Number of ISTD Failures Allowed

Data Results:
Analytes: Pass
ISTD: Pass

Last Calib: Apr 26, 2016 08:10 pm
Calibration Type: External Calibration Method
Calibration Title:
Weighting Method: 1/CPS
Mass Interpolation Fit for VIS: Point to Point
Method: C:\ICPCHEM\1\METHODS\2008_DW.M
Multi Tune: #1 nogas.u

=== Standard Files ===
<Data Correction>
Bkg File: ---
Rejected Masses: ---
Interference Correction: ON

	Data File	Sample Name	Date Acquired
1	c:\icpchem\1\data\16d26t04.b\003calb.d\003calb.d#	CAL BLK	Apr 26 2016 07:50 pm
2	c:\icpchem\1\data\16d26t04.b\004cals.d\004cals.d#	CAL1 4342513	Apr 26 2016 07:54 pm
3	c:\icpchem\1\data\16d26t04.b\005cals.d\005cals.d#	CAL2 4322378	Apr 26 2016 07:59 pm
4	c:\icpchem\1\data\16d26t04.b\006cals.d\006cals.d# DE 4-26-16	CAL3 4322280 4322380	Apr 26 2016 08:03 pm
5	c:\icpchem\1\data\16d26t04.b\007cals.d\007cals.d#	CAL4 4322362	Apr 26 2016 08:08 pm
6	---		
7	---		
8	---		
9	---		
10	---		
11	---		
12	---		
13	---		
14	---		
15	---		
16	---		
17	---		
18	---		
19	---		
20	---		

=== Graph Detail ===

Step Mass Element ISTD Unit
(1) 6 Li ---

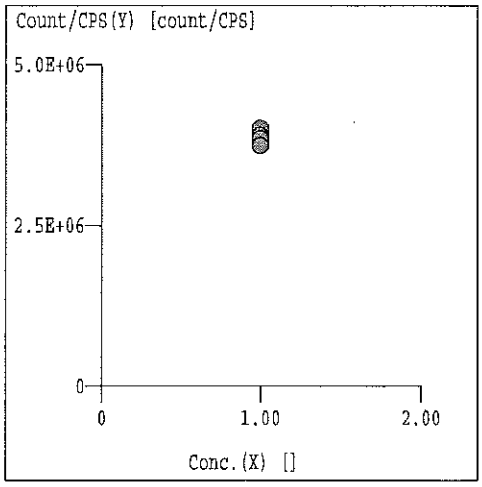

	Rjct	Conc	Calc Conc	CPS/Count	Ratio		RSD [%]
1		1.000	---	3.955E+06	---	A	1.391
2		1.000	---	4.003E+06	---	A	1.380
3		1.000	---	3.895E+06	---	A	1.828
4		1.000	---	3.839E+06	---	A	8.453E-01
5		1.000	---	3.736E+06	---	A	1.049
6		1.000	---	---	---		---
7		1.000	---	---	---		---
8		1.000	---	---	---		---
9		1.000	---	---	---		---
10		1.000	---	---	---		---
11		1.000	---	---	---		---
12		1.000	---	---	---		---
13		1.000	---	---	---		---
14		1.000	---	---	---		---
15		1.000	---	---	---		---
16		1.000	---	---	---		---
17		1.000	---	---	---		---
18		1.000	---	---	---		---
19		1.000	---	---	---		---
20		1.000	---	---	---		---

Curve Fit: Excluded
r = 0.0000

DL = ---
BEC = ---

VIS Element: OFF
Min Conc: ---

Step Mass Element ISTD Unit
(1) 7 (Li) ---

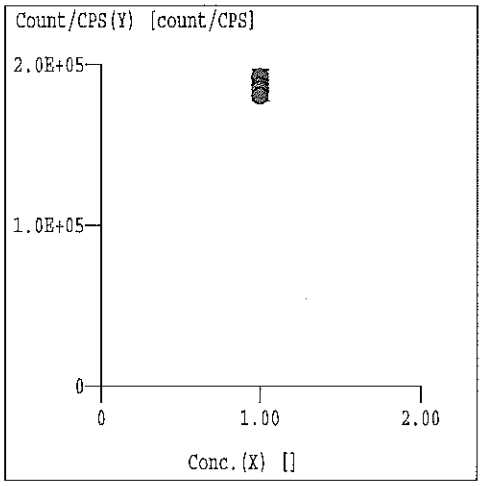

	Rjct	Conc	Calc Conc	CPS/Count	Ratio		RSD [%]
1		1.000	---	1.911E+05	---	P	1.620
2		1.000	---	1.922E+05	---	P	2.295
3		1.000	---	1.868E+05	---	P	1.796
4		1.000	---	1.842E+05	---	P	7.397E-01
5		1.000	---	1.803E+05	---	P	1.606
6		1.000	---	---	---		---
7		1.000	---	---	---		---
8		1.000	---	---	---		---
9		1.000	---	---	---		---
10		1.000	---	---	---		---
11		1.000	---	---	---		---
12		1.000	---	---	---		---
13		1.000	---	---	---		---
14		1.000	---	---	---		---
15		1.000	---	---	---		---
16		1.000	---	---	---		---
17		1.000	---	---	---		---
18		1.000	---	---	---		---
19		1.000	---	---	---		---
20		1.000	---	---	---		---

Curve Fit: Excluded
r = 0.0000

DL = ---
BEC = ---

VIS Element: OFF
Min Conc: ---

=== Graph Detail ===

Step	Mass	Element	ISTD	Unit
(1)	9	Be	6	ug/l

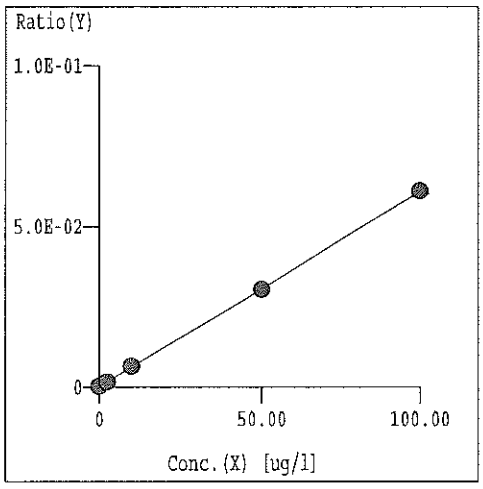

	Rjct	Conc	Calc Conc	CPS/Count	Ratio		RSD [%]
1		0.000	1.896E-02	875.6	2.213E-04	P	7.967
2		2.500	2.305	6437	1.608E-03	P	1.338
3		10.00	10.26	2.507E+04	6.437E-03	P	2.024
4		50.00	49.74	1.167E+05	3.039E-02	P	1.465
5		100.0	100.2	2.279E+05	6.099E-02	P	1.472
6		---	---	---	---		---
7		---	---	---	---		---
8		---	---	---	---		---
9		---	---	---	---		---
10		---	---	---	---		---
11		---	---	---	---		---
12		---	---	---	---		---
13		---	---	---	---		---
14		---	---	---	---		---
15		---	---	---	---		---
16		---	---	---	---		---
17		---	---	---	---		---
18		---	---	---	---		---
19		---	---	---	---		---
20		---	---	---	---		---

Curve Fit: Y=aX+b
r = 1.0000
Y = 6.067E-004*X +2.098E-004
X = 1.648E+003*Y -3.458E-001
DL = 8.717E-02 ug/l
BEC = 3.458E-01 ug/l

Weight: ON >> Succeeded
Min Conc: ---

Step	Mass	Element	ISTD	Unit
(1)	11	B	6	ug/l

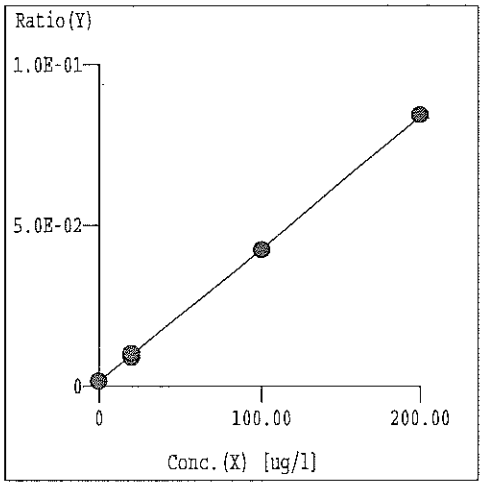

	Rjct	Conc	Calc Conc	CPS/Count	Ratio		RSD [%]
1		0.000	1.340E-01	5827	1.474E-03	P	2.662
2		20.00	18.13	3.556E+04	8.882E-03	P	1.722
3		20.00	21.18	3.947E+04	1.014E-02	P	4.375
4		100.0	99.48	1.627E+05	4.237E-02	P	1.101
5		200.0	201.3	3.149E+05	8.430E-02	P	1.103
6		---	---	---	---		---
7		---	---	---	---		---
8		---	---	---	---		---
9		---	---	---	---		---
10		---	---	---	---		---
11		---	---	---	---		---
12		---	---	---	---		---
13		---	---	---	---		---
14		---	---	---	---		---
15		---	---	---	---		---
16		---	---	---	---		---
17		---	---	---	---		---
18		---	---	---	---		---
19		---	---	---	---		---
20		---	---	---	---		---

Curve Fit: Y=aX+b
r = 0.9999
Y = 4.117E-004*X +1.418E-003
X = 2.429E+003*Y -3.445E+000
DL = 2.859E-01 ug/l
BEC = 3.445 ug/l

Weight: ON >> Succeeded
Min Conc: ---

=== Graph Detail ===

Step Mass Element ISTD Unit
(1) 23 Na 45 ug/l

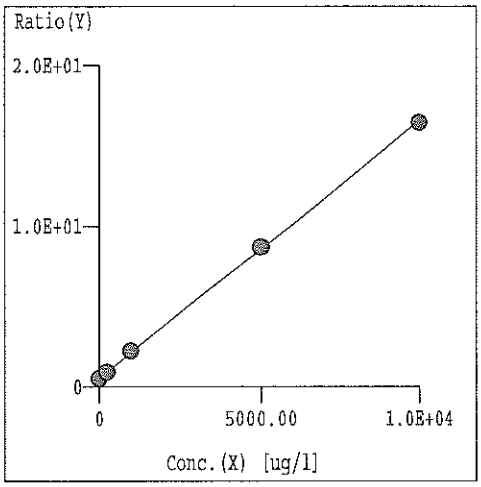

	Rjct	Conc	Calc Conc	CPS/Count	Ratio		RSD [%]
1		0.000	-9.170E+00	3.140E+06	5.160E-01	A	4.329E-01
2		250.0	239.2	5.677E+06	9.149E-01	A	1.005
3		1000	1063	1.352E+07	2.237E+00	A	1.834E-01
4		5000	5071	5.228E+07	8.675E+00	A	4.495E-01
5		1.000E+04	9891	9.856E+07	1.642E+01	A	3.326E-01
6		---	---	---	---		---
7		---	---	---	---		---
8		---	---	---	---		---
9		---	---	---	---		---
10		---	---	---	---		---
11		---	---	---	---		---
12		---	---	---	---		---
13		---	---	---	---		---
14		---	---	---	---		---
15		---	---	---	---		---
16		---	---	---	---		---
17		---	---	---	---		---
18		---	---	---	---		---
19		---	---	---	---		---
20		---	---	---	---		---

Curve Fit: Y=aX+b
r = 0.9999
Y = 1.606E-003*X +5.307E-001
X = 6.227E+002*Y -3.305E+002
DL = 4.172 ug/l
BEC = 330.5 ug/l

Weight: ON >> Succeeded
Min Conc: ---

Step Mass Element ISTD Unit
(1) 24 Mg 45 ug/l

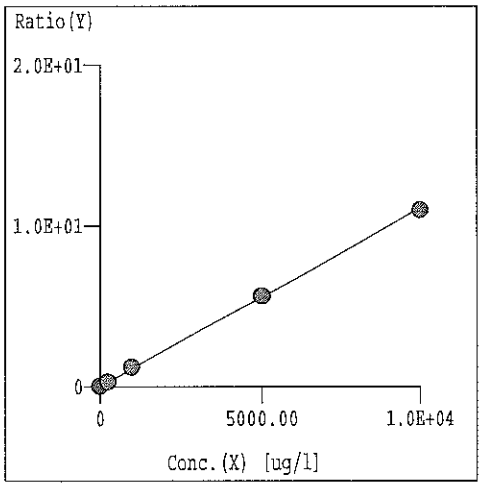

	Rjct	Conc	Calc Conc	CPS/Count	Ratio		RSD [%]
1		0.000	-8.362E-01	7.466E+04	1.227E-02	P	1.731
2		250.0	252.2	1.819E+06	2.932E-01	A	8.152E-01
3		1000	1075	7.295E+06	1.207E+00	A	1.165
4		5000	5056	3.391E+07	5.627E+00	A	1.350
5		1.000E+04	9875	6.591E+07	1.098E+01	A	1.186
6		---	---	---	---		---
7		---	---	---	---		---
8		---	---	---	---		---
9		---	---	---	---		---
10		---	---	---	---		---
11		---	---	---	---		---
12		---	---	---	---		---
13		---	---	---	---		---
14		---	---	---	---		---
15		---	---	---	---		---
16		---	---	---	---		---
17		---	---	---	---		---
18		---	---	---	---		---
19		---	---	---	---		---
20		---	---	---	---		---

Curve Fit: Y=aX+b
r = 0.9999
Y = 1.110E-003*X +1.320E-002
X = 9.006E+002*Y -1.188E+001
DL = 5.737E-01 ug/l
BEC = 11.88 ug/l

Weight: ON >> Succeeded
Min Conc: ---

=== Graph Detail ===

Step	Mass	Element	ISTD	Unit
(1)	27	Al	45	ug/l

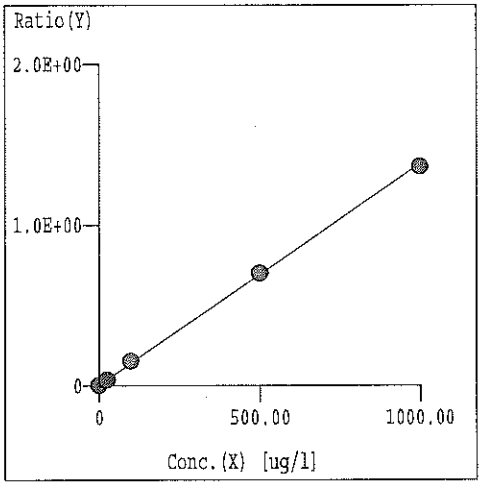

	Rjct	Conc	Calc Conc	CPS/Count	Ratio		RSD [%]
1		0.000	-6.409E-02	9128	1.500E-03	P	2.951
2		25.00	24.31	2.177E+05	3.508E-02	P	1.713
3		100.0	109.8	9.235E+05	1.528E-01	A	4.925E-01
4		500.0	506.2	4.212E+06	6.990E-01	A	5.304E-01
5		1000	986.0	8.165E+06	1.360E+00	A	3.287E-01
6		---	---	---	---		---
7		---	---	---	---		---
8		---	---	---	---		---
9		---	---	---	---		---
10		---	---	---	---		---
11		---	---	---	---		---
12		---	---	---	---		---
13		---	---	---	---		---
14		---	---	---	---		---
15		---	---	---	---		---
16		---	---	---	---		---
17		---	---	---	---		---
18		---	---	---	---		---
19		---	---	---	---		---
20		---	---	---	---		---

Curve Fit: Y=aX+b
r = 0.9999
Y = 1.378E-003*X +1.589E-003
X = 7.258E+002*Y -1.153E+000
DL = 9.641E-02 ug/l
BEC = 1.153 ug/l

Weight: ON >> Succeeded
Min Conc: ---

Step	Mass	Element	ISTD	Unit
(1)	39	K	45	ug/l

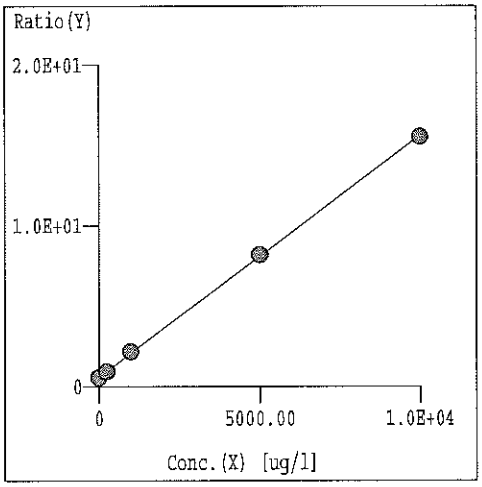

	Rjct	Conc	Calc Conc	CPS/Count	Ratio		RSD [%]
1		0.000	-6.548E+00	3.330E+06	5.472E-01	A	3.616E-01
2		250.0	235.0	5.655E+06	9.115E-01	A	6.461E-01
3		1000	1060	1.303E+07	2.156E+00	A	4.154E-01
4		5000	5049	4.924E+07	8.172E+00	A	8.822E-01
5		1.000E+04	9917	9.313E+07	1.551E+01	A	5.892E-01
6		---	---	---	---		---
7		---	---	---	---		---
8		---	---	---	---		---
9		---	---	---	---		---
10		---	---	---	---		---
11		---	---	---	---		---
12		---	---	---	---		---
13		---	---	---	---		---
14		---	---	---	---		---
15		---	---	---	---		---
16		---	---	---	---		---
17		---	---	---	---		---
18		---	---	---	---		---
19		---	---	---	---		---
20		---	---	---	---		---

Curve Fit: Y=aX+b
r = 0.9999
Y = 1.508E-003*X +5.571E-001
X = 6.631E+002*Y -3.694E+002
DL = 3.936 ug/l
BEC = 369.4 ug/l

Weight: ON >> Succeeded
Min Conc: ---

=== Graph Detail ===

Step Mass Element	ISTD	Unit
(1) 44 Ca	45	ug/l

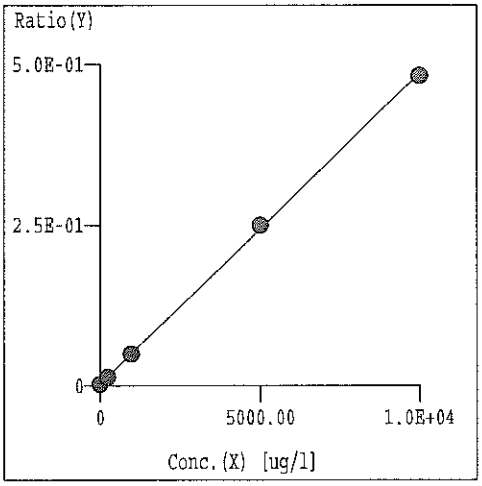

	Rjct	Conc	Calc Conc	CPS/Count	Ratio		RSD [%]
1		0.000	3.241	1.241E+04	2.038E-03	P	2.032
2		250.0	231.1	8.100E+04	1.305E-02	P	2.103
3		1000	977.7	2.970E+05	4.914E-02	P	5.563E-01
4		5000	5114	1.501E+06	2.491E-01	A	3.689E-01
5		1.000E+04	9929	2.893E+06	4.818E-01	A	2.380E-01
6		---	---	---	---		---
7		---	---	---	---		---
8		---	---	---	---		---
9		---	---	---	---		---
10		---	---	---	---		---
11		---	---	---	---		---
12		---	---	---	---		---
13		---	---	---	---		---
14		---	---	---	---		---
15		---	---	---	---		---
16		---	---	---	---		---
17		---	---	---	---		---
18		---	---	---	---		---
19		---	---	---	---		---
20		---	---	---	---		---

Curve Fit: Y=aX+b
r = 0.9999
Y = 4.834E-005*X +1.882E-003
X = 2.069E+004*Y -3.892E+001
DL = 2.571 ug/l
BEC = 38.92 ug/l

Weight: ON >> Succeeded
Min Conc: ---

Step Mass Element	ISTD	Unit
(1) 45 Sc	---	

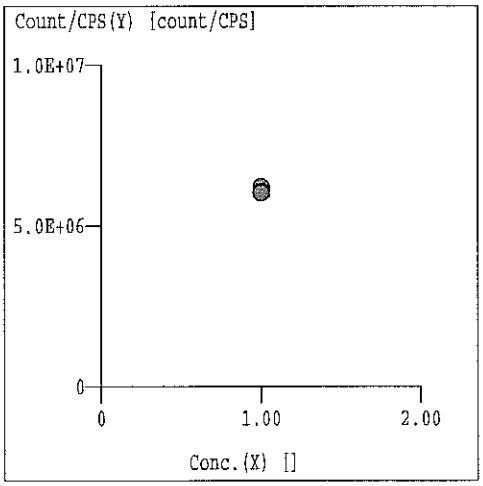

	Rjct	Conc	Calc Conc	CPS/Count	Ratio		RSD [%]
1		1.000	---	6.085E+06	---	A	1.811
2		1.000	---	6.205E+06	---	A	6.175E-01
3		1.000	---	6.044E+06	---	A	1.214
4		1.000	---	6.027E+06	---	A	1.791
5		1.000	---	6.004E+06	---	A	1.297
6		1.000	---	---	---		---
7		1.000	---	---	---		---
8		1.000	---	---	---		---
9		1.000	---	---	---		---
10		1.000	---	---	---		---
11		1.000	---	---	---		---
12		1.000	---	---	---		---
13		1.000	---	---	---		---
14		1.000	---	---	---		---
15		1.000	---	---	---		---
16		1.000	---	---	---		---
17		1.000	---	---	---		---
18		1.000	---	---	---		---
19		1.000	---	---	---		---
20		1.000	---	---	---		---

Curve Fit: Excluded
r = 0.0000

DL = ---
BEC = ---

VIS Element: OFF
Min Conc: ---

=== Graph Detail ===

Step Mass Element (1) 47 Ti | ISTD 45 | Unit ug/l

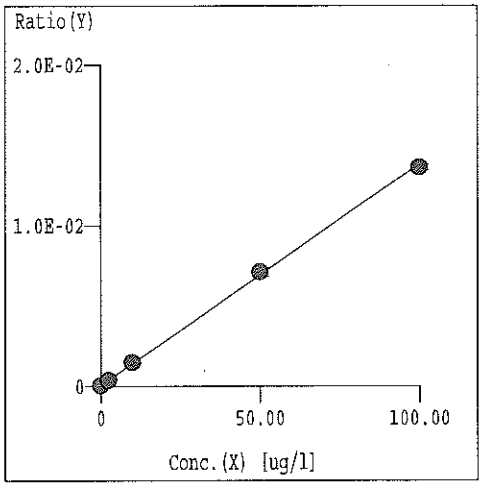

	Rjct	Conc	Calc Conc	CPS/Count	Ratio		RSD [%]
1		0.000	-3.289E-03	248.9	4.093E-05	P	4.894
2		2.500	2.384	2295	3.699E-04	P	2.112
3		10.00	10.49	8985	1.487E-03	P	7.923E-01
4		50.00	51.26	4.283E+04	7.104E-03	P	3.658
5		100.0	98.45	8.169E+04	1.361E-02	P	1.305
6		---	---	---	---		---
7		---	---	---	---		---
8		---	---	---	---		---
9		---	---	---	---		---
10		---	---	---	---		---
11		---	---	---	---		---
12		---	---	---	---		---
13		---	---	---	---		---
14		---	---	---	---		---
15		---	---	---	---		---
16		---	---	---	---		---
17		---	---	---	---		---
18		---	---	---	---		---
19		---	---	---	---		---
20		---	---	---	---		---

Curve Fit: Y=aX+b
r = 0.9998
Y = 1.378E-004*X +4.138E-005
X = 7.258E+003*Y -3.003E-001
DL = 4.361E-02 ug/l
BEC = 3.003E-01 ug/l

Weight: ON >> Succeeded
Min Conc: ---

Step Mass Element (1) 51 V | ISTD 45 | Unit ug/l

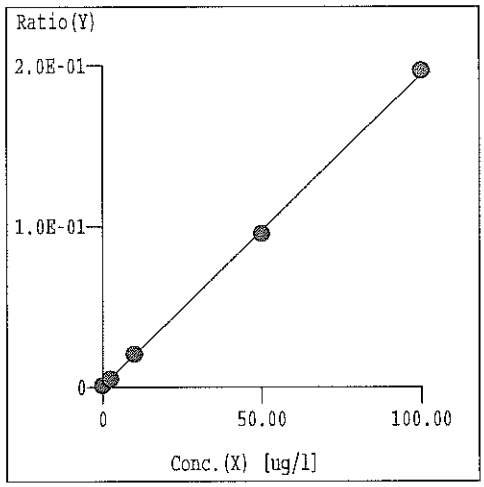

	Rjct	Conc	Calc Conc	CPS/Count	Ratio		RSD [%]
1		0.000	5.203E-02	5598	9.153E-04	P	49.22
2		2.500	2.200	3.145E+04	5.068E-03	P	4.250
3		10.00	10.16	1.236E+05	2.045E-02	P	1.870
4		50.00	48.86	5.742E+05	9.529E-02	P	2.922E-01
5		100.0	101.3	1.181E+06	1.967E-01	A	5.560E-01
6		---	---	---	---		---
7		---	---	---	---		---
8		---	---	---	---		---
9		---	---	---	---		---
10		---	---	---	---		---
11		---	---	---	---		---
12		---	---	---	---		---
13		---	---	---	---		---
14		---	---	---	---		---
15		---	---	---	---		---
16		---	---	---	---		---
17		---	---	---	---		---
18		---	---	---	---		---
19		---	---	---	---		---
20		---	---	---	---		---

Curve Fit: Y=aX+b
r = 0.9998
Y = 1.934E-003*X +8.147E-004
X = 5.172E+002*Y -4.213E-001
DL = 6.989E-01 ug/l
BEC = 4.213E-01 ug/l

Weight: ON >> Succeeded
Min Conc: ---

=== Graph Detail ===

Step Mass Element ISTD Unit
(1) 52 Cr 45 ug/l

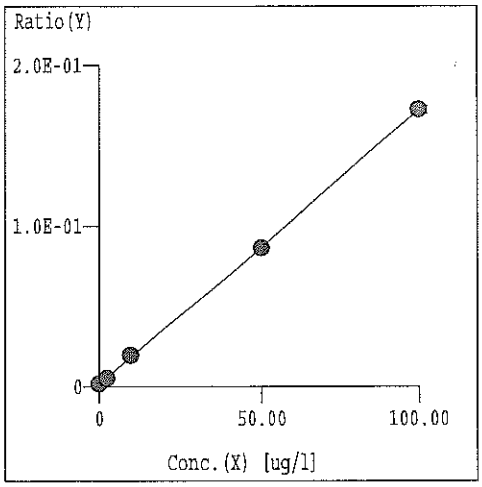

	Rjct	Conc	Calc Conc	CPS/Count	Ratio		RSD [%]
1		0.000	5.593E-02	1.033E+04	1.697E-03	P	5.392E-01
2		2.500	2.201	3.323E+04	5.355E-03	P	2.425
3		10.00	10.51	1.180E+05	1.952E-02	P	2.360E-01
4		50.00	49.67	5.201E+05	8.630E-02	P	3.042E-01
5		100.0	100.1	1.035E+06	1.723E-01	A	1.387
6		---	---	---	---		---
7		---	---	---	---		---
8		---	---	---	---		---
9		---	---	---	---		---
10		---	---	---	---		---
11		---	---	---	---		---
12		---	---	---	---		---
13		---	---	---	---		---
14		---	---	---	---		---
15		---	---	---	---		---
16		---	---	---	---		---
17		---	---	---	---		---
18		---	---	---	---		---
19		---	---	---	---		---
20		---	---	---	---		---

Curve Fit: Y=aX+b
r = 1.0000
Y = 1.705E-003*X +1.602E-003
X = 5.864E+002*Y -9.392E-001
DL = 1.610E-02 ug/l
BEC = 9.392E-01 ug/l

Weight: ON >> Succeeded
Min Conc: ---

Step Mass Element ISTD Unit
(1) 53 (V) 45

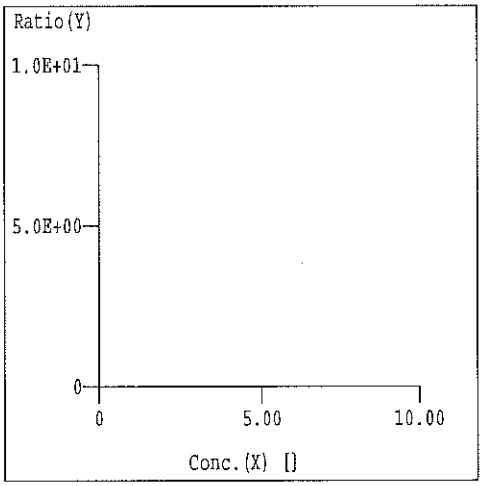

	Rjct	Conc	Calc Conc	CPS/Count	Ratio		RSD [%]
1		---	---	4.330E+04	7.116E-03	P	1.472
2		---	---	3.254E+04	5.244E-03	P	3.628
3		---	---	5.382E+04	8.904E-03	P	1.716
4		---	---	9.569E+04	1.588E-02	P	1.029
5		---	---	1.475E+05	2.456E-02	P	1.426
6		---	---	---	---		---
7		---	---	---	---		---
8		---	---	---	---		---
9		---	---	---	---		---
10		---	---	---	---		---
11		---	---	---	---		---
12		---	---	---	---		---
13		---	---	---	---		---
14		---	---	---	---		---
15		---	---	---	---		---
16		---	---	---	---		---
17		---	---	---	---		---
18		---	---	---	---		---
19		---	---	---	---		---
20		---	---	---	---		---

Curve Fit: Excluded
r = 0.0000

DL = ---
BEC = ---

Weight: ON >> Failed
Min Conc: ---

=== Graph Detail ===

Step	Mass	Element	ISTD	Unit
(1)	55	Mn	45	ug/l

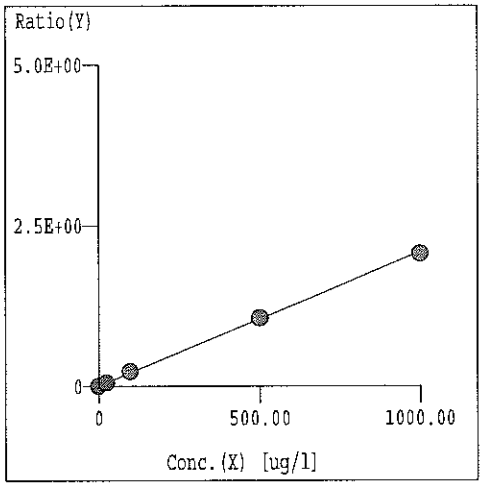

	Rjct	Conc	Calc Conc	CPS/Count	Ratio		RSD [%]
1		0.000	-3.237E-02	5979	9.823E-04	P	3.360
2		25.00	24.44	3.235E+05	5.213E-02	P	1.825
3		100.0	110.5	1.403E+06	2.321E-01	A	7.149E-01
4		500.0	505.6	6.375E+06	1.058E+00	A	8.026E-01
5		1000	985.8	1.238E+07	2.061E+00	A	9.675E-01
6		---	---	---	---		---
7		---	---	---	---		---
8		---	---	---	---		---
9		---	---	---	---		---
10		---	---	---	---		---
11		---	---	---	---		---
12		---	---	---	---		---
13		---	---	---	---		---
14		---	---	---	---		---
15		---	---	---	---		---
16		---	---	---	---		---
17		---	---	---	---		---
18		---	---	---	---		---
19		---	---	---	---		---
20		---	---	---	---		---

Curve Fit: Y=aX+b
r = 0.9999
Y = 2.090E-003*X +1.050E-003
X = 4.784E+002*Y -5.023E-001
DL = 4.737E-02 ug/l
BEC = 5.023E-01 ug/l

Weight: ON >> Succeeded
Min Conc: ---

Step	Mass	Element	ISTD	Unit
(1)	57	Fe	45	ug/l

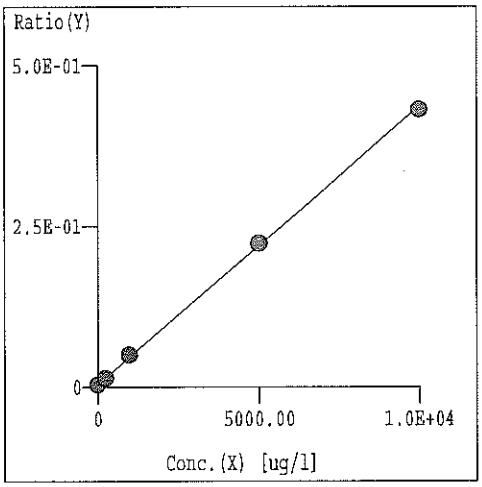

	Rjct	Conc	Calc Conc	CPS/Count	Ratio		RSD [%]
1		0.000	-1.775E+00	2.061E+04	3.387E-03	P	6.405E-01
2		250.0	237.2	8.519E+04	1.373E-02	P	1.659
3		1000	1070	3.007E+05	4.976E-02	P	5.996E-01
4		5000	5077	1.345E+06	2.232E-01	A	7.357E-01
5		1.000E+04	9875	2.587E+06	4.308E-01	A	3.610E-01
6		---	---	---	---		---
7		---	---	---	---		---
8		---	---	---	---		---
9		---	---	---	---		---
10		---	---	---	---		---
11		---	---	---	---		---
12		---	---	---	---		---
13		---	---	---	---		---
14		---	---	---	---		---
15		---	---	---	---		---
16		---	---	---	---		---
17		---	---	---	---		---
18		---	---	---	---		---
19		---	---	---	---		---
20		---	---	---	---		---

Curve Fit: Y=aX+b
r = 0.9999
Y = 4.328E-005*X +3.464E-003
X = 2.311E+004*Y -8.004E+001
DL = 1.504 ug/l
BEC = 80.04 ug/l

Weight: ON >> Succeeded
Min Conc: ---

=== Graph Detail ===

Step Mass Element ISTD Unit
(1) 59 Co 45 ug/l

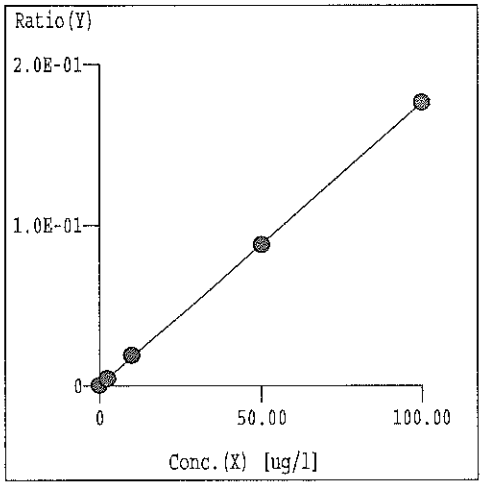

	Rjct	Conc	Calc Conc	CPS/Count	Ratio		RSD [%]
1		0.000	-7.225E-04	1751	2.878E-04	P	1.220
2		2.500	2.386	2.786E+04	4.489E-03	P	3.118
3		10.00	10.62	1.147E+05	1.898E-02	P	8.134E-01
4		50.00	49.64	5.283E+05	8.766E-02	P	1.693E-01
5		100.0	99.90	1.057E+06	1.761E-01	A	8.491E-01
6		---	---	---	---		---
7		---	---	---	---		---
8		---	---	---	---		---
9		---	---	---	---		---
10		---	---	---	---		---
11		---	---	---	---		---
12		---	---	---	---		---
13		---	---	---	---		---
14		---	---	---	---		---
15		---	---	---	---		---
16		---	---	---	---		---
17		---	---	---	---		---
18		---	---	---	---		---
19		---	---	---	---		---
20		---	---	---	---		---

Curve Fit: Y=aX+b
r = 1.0000
Y = 1.760E-003*X +2.891E-004
X = 5.681E+002*Y -1.642E-001
DL = 5.982E-03 ug/l
BEC = 1.642E-01 ug/l

Weight: ON >> Succeeded
Min Conc: ---

Step Mass Element ISTD Unit
(1) 60 Ni 45 ug/l

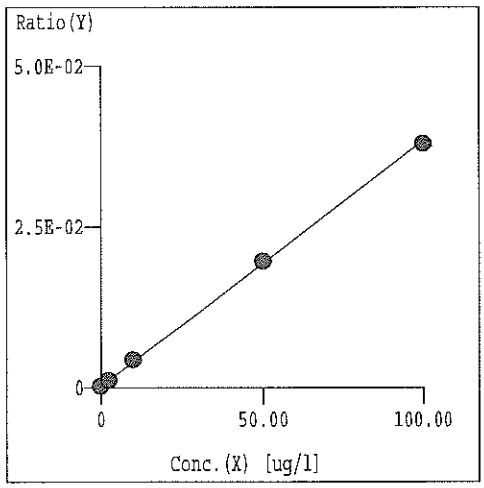

	Rjct	Conc	Calc Conc	CPS/Count	Ratio		RSD [%]
1		0.000	-3.075E-02	1197	1.966E-04	P	4.451
2		2.500	2.468	7149	1.152E-03	P	4.120
3		10.00	10.78	2.619E+04	4.333E-03	P	9.328E-01
4		50.00	50.81	1.184E+05	1.964E-02	P	2.629E-01
5		100.0	98.56	2.276E+05	3.790E-02	P	9.654E-01
6		---	---	---	---		---
7		---	---	---	---		---
8		---	---	---	---		---
9		---	---	---	---		---
10		---	---	---	---		---
11		---	---	---	---		---
12		---	---	---	---		---
13		---	---	---	---		---
14		---	---	---	---		---
15		---	---	---	---		---
16		---	---	---	---		---
17		---	---	---	---		---
18		---	---	---	---		---
19		---	---	---	---		---
20		---	---	---	---		---

Curve Fit: Y=aX+b
r = 0.9999
Y = 3.824E-004*X +2.083E-004
X = 2.615E+003*Y -5.448E-001
DL = 6.865E-02 ug/l
BEC = 5.448E-01 ug/l

Weight: ON >> Succeeded
Min Conc: ---

=== Graph Detail ===

Step	Mass	Element	ISTD	Unit
(1)	65	Cu	45	ug/l

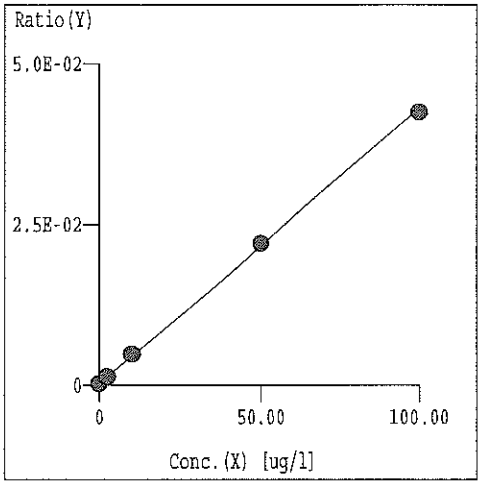

	Rjct	Conc	Calc Conc	CPS/Count	Ratio		RSD [%]
1		0.000	-3.272E-02	1503	2.469E-04	P	5.374
2		2.500	2.487	8225	1.325E-03	P	3.959
3		10.00	10.65	2.913E+04	4.820E-03	P	2.410E-01
4		50.00	50.88	1.328E+05	2.204E-02	P	5.358E-01
5		100.0	98.59	2.549E+05	4.245E-02	P	6.887E-01
6		---	---	---	---		---
7		---	---	---	---		---
8		---	---	---	---		---
9		---	---	---	---		---
10		---	---	---	---		---
11		---	---	---	---		---
12		---	---	---	---		---
13		---	---	---	---		---
14		---	---	---	---		---
15		---	---	---	---		---
16		---	---	---	---		---
17		---	---	---	---		---
18		---	---	---	---		---
19		---	---	---	---		---
20		---	---	---	---		---

Curve Fit: Y=aX+b
r = 0.9999
Y = 4.280E-004*X +2.609E-004
X = 2.337E+003*Y -6.097E-001
DL = 9.303E-02 ug/l
BEC = 6.097E-01 ug/l

Weight: ON >> Succeeded
Min Conc: ---

Step	Mass	Element	ISTD	Unit
(1)	66	Zn	45	ug/l

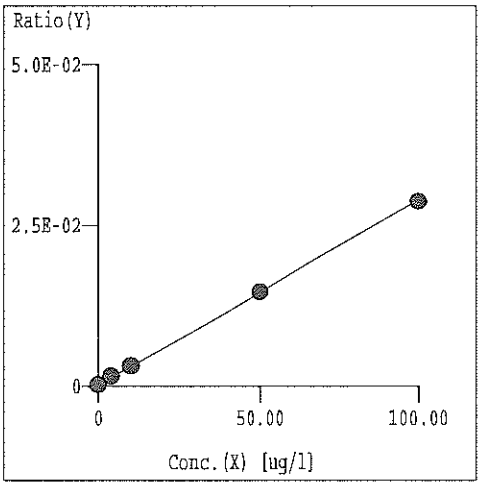

	Rjct	Conc	Calc Conc	CPS/Count	Ratio		RSD [%]
1		0.000	-8.984E-02	1034	1.700E-04	P	2.786E-01
2		4.000	4.768	9723	1.567E-03	P	1.507
3		10.00	10.18	1.888E+04	3.125E-03	P	5.447E-01
4		50.00	50.16	8.812E+04	1.462E-02	P	9.894E-01
5		100.0	99.11	1.723E+05	2.870E-02	P	4.299E-01
6		---	---	---	---		---
7		---	---	---	---		---
8		---	---	---	---		---
9		---	---	---	---		---
10		---	---	---	---		---
11		---	---	---	---		---
12		---	---	---	---		---
13		---	---	---	---		---
14		---	---	---	---		---
15		---	---	---	---		---
16		---	---	---	---		---
17		---	---	---	---		---
18		---	---	---	---		---
19		---	---	---	---		---
20		---	---	---	---		---

Curve Fit: Y=aX+b
r = 1.0000
Y = 2.876E-004*X +1.958E-004
X = 3.477E+003*Y -6.810E-001
DL = 4.941E-03 ug/l
BEC = 6.810E-01 ug/l

Weight: ON >> Succeeded
Min Conc: ---

=== Graph Detail ===

Step Mass Element (1) 69 (Zn) ISTD 45 Unit

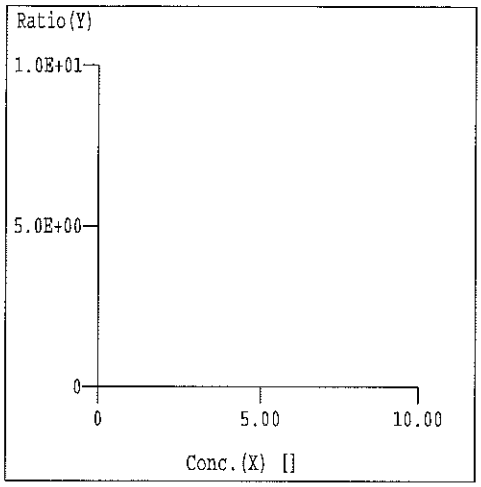

	Rjct	Conc	Calc Conc	CPS/Count	Ratio		RSD [%]
1		---	---	35.56	5.844E-06	P	5.386
2		---	---	445.6	7.181E-05	P	6.004
3		---	---	1612	2.669E-04	P	6.566
4		---	---	7842	1.301E-03	P	3.058
5		---	---	1.518E+04	2.528E-03	P	2.642
6		---	---	---	---		---
7		---	---	---	---		---
8		---	---	---	---		---
9		---	---	---	---		---
10		---	---	---	---		---
11		---	---	---	---		---
12		---	---	---	---		---
13		---	---	---	---		---
14		---	---	---	---		---
15		---	---	---	---		---
16		---	---	---	---		---
17		---	---	---	---		---
18		---	---	---	---		---
19		---	---	---	---		---
20		---	---	---	---		---

Curve Fit: Excluded
r = 0.0000

DL = ---
BEC = ---

Weight: ON >> Failed
Min Conc: ---

Step Mass Element (1) 74 Ge ISTD --- Unit

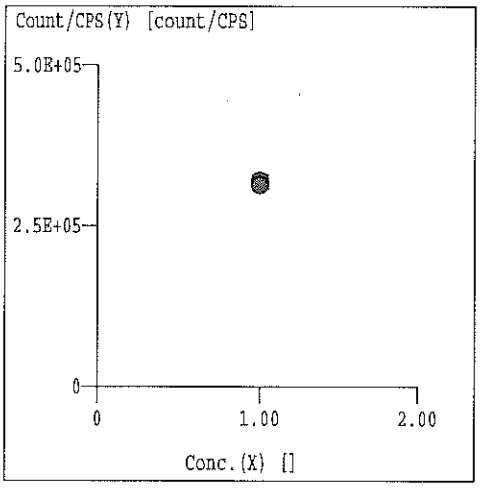

	Rjct	Conc	Calc Conc	CPS/Count	Ratio		RSD [%]
1		1.000	---	3.161E+05	---	P	2.454
2		1.000	---	3.209E+05	---	P	2.482
3		1.000	---	3.138E+05	---	P	2.171
4		1.000	---	3.140E+05	---	P	1.849
5		1.000	---	3.119E+05	---	P	1.502
6		1.000	---	---	---		---
7		1.000	---	---	---		---
8		1.000	---	---	---		---
9		1.000	---	---	---		---
10		1.000	---	---	---		---
11		1.000	---	---	---		---
12		1.000	---	---	---		---
13		1.000	---	---	---		---
14		1.000	---	---	---		---
15		1.000	---	---	---		---
16		1.000	---	---	---		---
17		1.000	---	---	---		---
18		1.000	---	---	---		---
19		1.000	---	---	---		---
20		1.000	---	---	---		---

Curve Fit: Excluded
r = 0.0000

DL = ---
BEC = ---

VIS Element: OFF
Min Conc: ---

=== Graph Detail ===

Step Mass Element	ISTD	Unit
(1) 75 As	74	ug/l

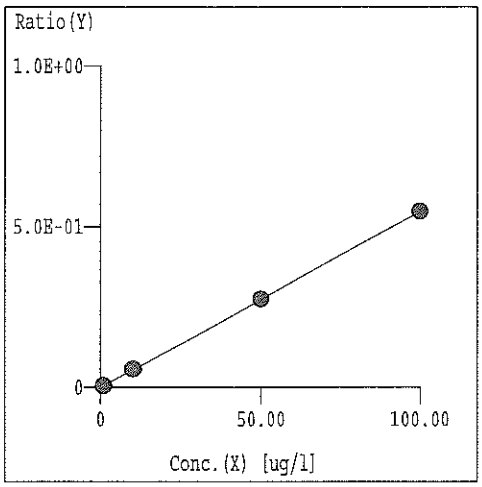

	Rjct	Conc	Calc Conc	CPS/Count	Ratio		RSD [%]
1		0.000	-2.477E-01	-4.863E+02	-1.539E-03	P	-1.529E+01
2		1.000	9.304E-01	1582	4.914E-03	P	16.98
3		10.00	10.30	1.765E+04	5.626E-02	P	1.407
4		50.00	50.09	8.608E+04	2.742E-01	P	1.370
5		100.0	99.93	1.707E+05	5.472E-01	P	4.796E-01
6		---	---	---	---		---
7		---	---	---	---		---
8		---	---	---	---		---
9		---	---	---	---		---
10		---	---	---	---		---
11		---	---	---	---		---
12		---	---	---	---		---
13		---	---	---	---		---
14		---	---	---	---		---
15		---	---	---	---		---
16		---	---	---	---		---
17		---	---	---	---		---
18		---	---	---	---		---
19		---	---	---	---		---
20		---	---	---	---		---

Curve Fit: Y=aX+b
r = 1.0000
Y = 5.478E-003*X -1.821E-004
X = 1.826E+002*Y +3.324E-002
DL = 1.289E-01 ug/l
BEC = -3.324E-02 ug/l

Weight: ON >> Succeeded
Min Conc: ---

Step Mass Element	ISTD	Unit
(1) 77 (As)	74	

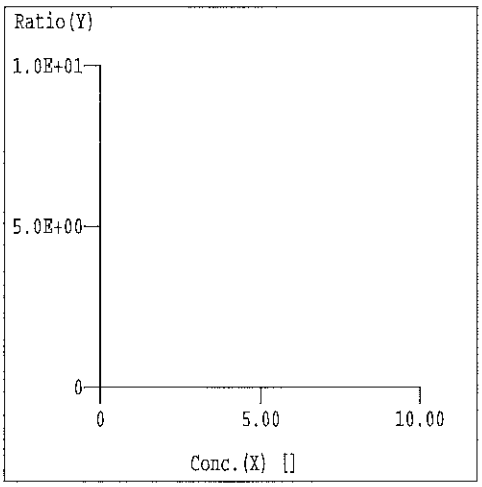

	Rjct	Conc	Calc Conc	CPS/Count	Ratio		RSD [%]
1		---	---	5919	1.872E-02	P	9.057E-01
2		---	---	4328	1.349E-02	P	6.121E-01
3		---	---	6402	2.040E-02	P	1.632E-01
4		---	---	8913	2.838E-02	P	2.603
5		---	---	1.185E+04	3.799E-02	P	4.426E-01
6		---	---	---	---		---
7		---	---	---	---		---
8		---	---	---	---		---
9		---	---	---	---		---
10		---	---	---	---		---
11		---	---	---	---		---
12		---	---	---	---		---
13		---	---	---	---		---
14		---	---	---	---		---
15		---	---	---	---		---
16		---	---	---	---		---
17		---	---	---	---		---
18		---	---	---	---		---
19		---	---	---	---		---
20		---	---	---	---		---

Curve Fit: Excluded
r = 0.0000

DL = ---
BEC = ---

Weight: ON >> Failed
Min Conc: ---

=== Graph Detail ===

Step Mass Element ISTD Unit
(1) 82 Se 74 ug/l

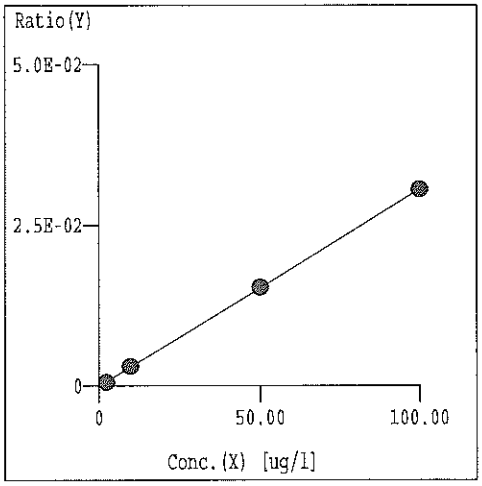

	Rjct	Conc	Calc Conc	CPS/Count	Ratio		RSD [%]
1		0.000	-1.203E-01	-6.567E+01	-2.082E-04	P	-2.961E+01
2		2.500	2.176	160.3	4.980E-04	P	22.40
3		10.00	10.33	943.2	3.004E-03	P	4.524
4		50.00	50.28	4802	1.529E-02	P	1.546
5		100.0	99.83	9521	3.053E-02	P	7.855E-01
6		---	---	---	---		---
7		---	---	---	---		---
8		---	---	---	---		---
9		---	---	---	---		---
10		---	---	---	---		---
11		---	---	---	---		---
12		---	---	---	---		---
13		---	---	---	---		---
14		---	---	---	---		---
15		---	---	---	---		---
16		---	---	---	---		---
17		---	---	---	---		---
18		---	---	---	---		---
19		---	---	---	---		---
20		---	---	---	---		---

Curve Fit: Y=aX+b
r = 1.0000
Y = 3.075E-004*X -1.712E-004
X = 3.252E+003*Y +5.568E-001
DL = 6.016E-01 ug/l
BEC = -5.568E-01 ug/l

Weight: ON >> Succeeded
Min Conc: ---

Step Mass Element ISTD Unit
(1) 83 (As) 74

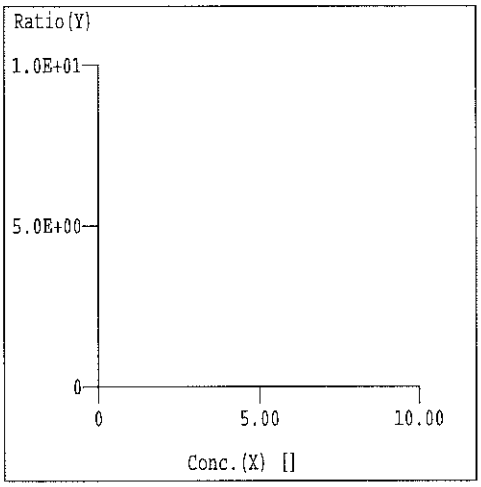

	Rjct	Conc	Calc Conc	CPS/Count	Ratio		RSD [%]
1		---	---	197.8	6.262E-04	P	12.61
2		---	---	215.6	6.726E-04	P	8.651
3		---	---	208.3	6.638E-04	P	2.712
4		---	---	196.1	6.250E-04	P	15.65
5		---	---	208.9	6.699E-04	P	2.433
6		---	---	---	---		---
7		---	---	---	---		---
8		---	---	---	---		---
9		---	---	---	---		---
10		---	---	---	---		---
11		---	---	---	---		---
12		---	---	---	---		---
13		---	---	---	---		---
14		---	---	---	---		---
15		---	---	---	---		---
16		---	---	---	---		---
17		---	---	---	---		---
18		---	---	---	---		---
19		---	---	---	---		---
20		---	---	---	---		---

Curve Fit: Excluded
r = 0.0000

DL = ---
BEC = ---

Weight: ON >> Failed
Min Conc: ---

=== Graph Detail ===

Step Mass Element ISTD Unit
(1) 88 Sr 115 ug/l

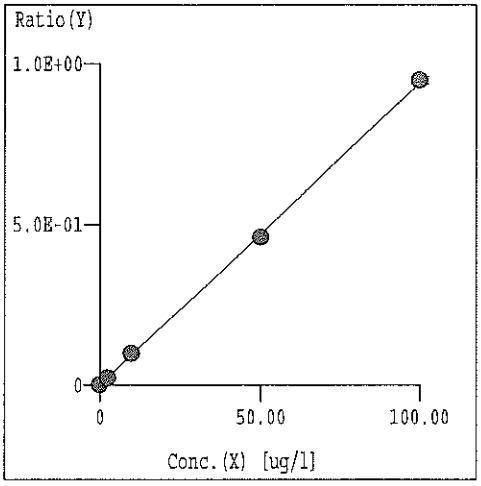

	Rjct	Conc	Calc Conc	CPS/Count	Ratio		RSD [%]
1		0.000	3.624E-03	874.5	6.571E-04	P	6.075
2		2.500	2.319	3.031E+04	2.240E-02	P	1.183
3		10.00	10.39	1.292E+05	9.816E-02	P	1.183
4		50.00	48.91	6.022E+05	4.599E-01	P	1.191
5		100.0	100.9	1.223E+06	9.484E-01	A	1.174
6		---	---	---	---		---
7		---	---	---	---		---
8		---	---	---	---		---
9		---	---	---	---		---
10		---	---	---	---		---
11		---	---	---	---		---
12		---	---	---	---		---
13		---	---	---	---		---
14		---	---	---	---		---
15		---	---	---	---		---
16		---	---	---	---		---
17		---	---	---	---		---
18		---	---	---	---		---
19		---	---	---	---		---
20		---	---	---	---		---

Curve Fit: Y=aX+b
r = 0.9999
Y = 9.390E-003*X +6.230E-004
X = 1.065E+002*Y -6.635E-002
DL = 1.275E-02 ug/l
BEC = 6.635E-02 ug/l

Weight: ON >> Succeeded
Min Conc: ---

Step Mass Element ISTD Unit
(1) 95 Mo 115 ug/l

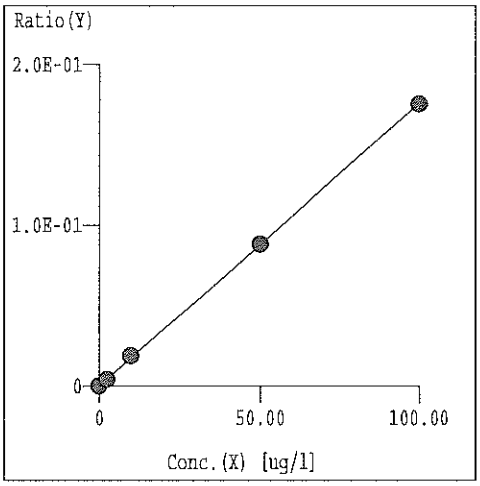

	Rjct	Conc	Calc Conc	CPS/Count	Ratio		RSD [%]
1		0.000	2.511E-04	47.78	3.594E-05	P	43.04
2		2.500	2.347	5637	4.166E-03	P	1.221
3		10.00	10.59	2.459E+04	1.868E-02	P	2.209
4		50.00	50.05	1.154E+05	8.812E-02	P	9.412E-01
5		100.0	99.55	2.260E+05	1.752E-01	P	4.981E-01
6		---	---	---	---		---
7		---	---	---	---		---
8		---	---	---	---		---
9		---	---	---	---		---
10		---	---	---	---		---
11		---	---	---	---		---
12		---	---	---	---		---
13		---	---	---	---		---
14		---	---	---	---		---
15		---	---	---	---		---
16		---	---	---	---		---
17		---	---	---	---		---
18		---	---	---	---		---
19		---	---	---	---		---
20		---	---	---	---		---

Curve Fit: Y=aX+b
r = 1.0000
Y = 1.760E-003*X +3.550E-005
X = 5.682E+002*Y -2.017E-002
DL = 2.637E-02 ug/l
BEC = 2.017E-02 ug/l

Weight: ON >> Succeeded
Min Conc: ---

=== Graph Detail ===

Step Mass Element (1) 106 (Cd) | ISTD 115 | Unit

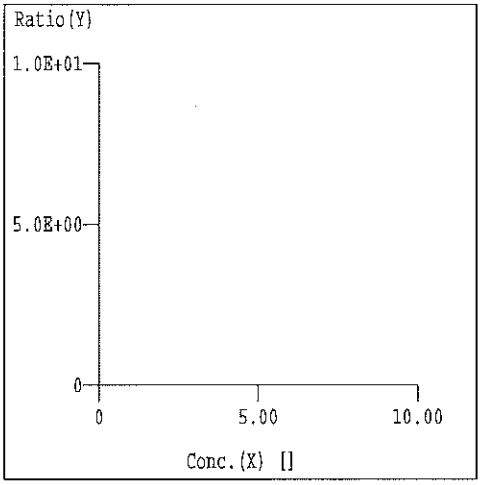

	Rjct	Conc	Calc Conc	CPS/Count	Ratio		RSD [%]
1		---	---	4.445	3.338E-06	P	43.12
2		---	---	310.0	2.289E-04	P	5.949
3		---	---	1301	9.881E-04	P	5.648
4		---	---	5870	4.483E-03	P	1.453
5		---	---	1.178E+04	9.135E-03	P	8.325E-01
6		---	---	---	---		---
7		---	---	---	---		---
8		---	---	---	---		---
9		---	---	---	---		---
10		---	---	---	---		---
11		---	---	---	---		---
12		---	---	---	---		---
13		---	---	---	---		---
14		---	---	---	---		---
15		---	---	---	---		---
16		---	---	---	---		---
17		---	---	---	---		---
18		---	---	---	---		---
19		---	---	---	---		---
20		---	---	---	---		---

Curve Fit: Excluded
r = 0.0000

DL = ---
BEC = ---

Weight: ON >> Failed
Min Conc: ---

Step Mass Element (1) 107 Ag | ISTD 115 | Unit ug/l

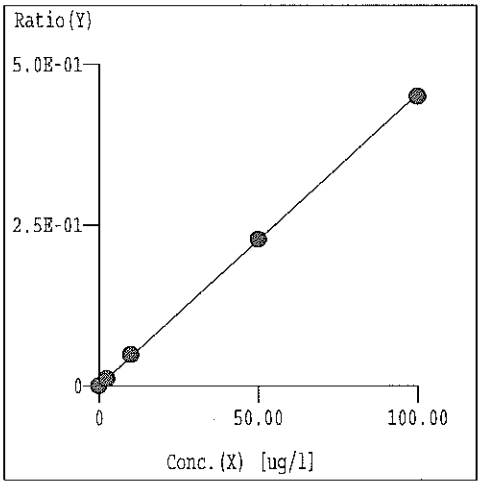

	Rjct	Conc	Calc Conc	CPS/Count	Ratio		RSD [%]
1		0.000	-6.019E-04	128.9	9.683E-05	P	30.17
2		2.500	2.435	1.506E+04	1.113E-02	P	6.434E-01
3		10.00	10.61	6.341E+04	4.816E-02	P	1.244
4		50.00	50.22	2.979E+05	2.275E-01	P	8.337E-01
5		100.0	99.28	5.801E+05	4.497E-01	P	4.242E-01
6		---	---	---	---		---
7		---	---	---	---		---
8		---	---	---	---		---
9		---	---	---	---		---
10		---	---	---	---		---
11		---	---	---	---		---
12		---	---	---	---		---
13		---	---	---	---		---
14		---	---	---	---		---
15		---	---	---	---		---
16		---	---	---	---		---
17		---	---	---	---		---
18		---	---	---	---		---
19		---	---	---	---		---
20		---	---	---	---		---

Curve Fit: Y=aX+b
r = 1.0000
Y = 4.529E-003*X +9.955E-005
X = 2.208E+002*Y -2.198E-002
DL = 1.935E-02 ug/l
BEC = 2.198E-02 ug/l

Weight: ON >> Succeeded
Min Conc: ---

=== Graph Detail ===

Step Mass Element ISTD Unit
(1) 108 (Cd) 115

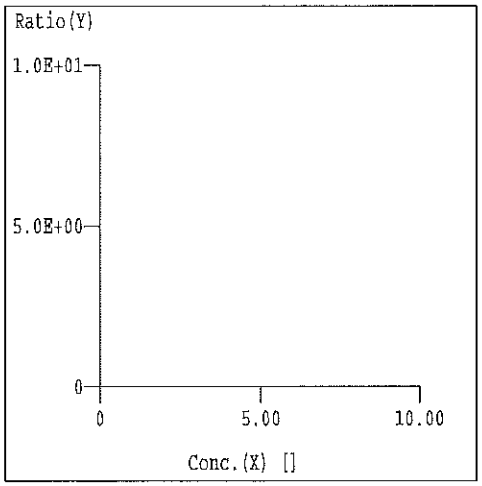

	Rjct	Conc	Calc Conc	CPS/Count	Ratio		RSD [%]
1		---	---	7.778	5.853E-06	P	89.34
2		---	---	251.1	1.853E-04	P	11.35
3		---	---	1020	7.750E-04	P	7.705
4		---	---	4527	3.457E-03	P	1.331
5		---	---	8809	6.828E-03	P	1.128
6		---	---	---	---		---
7		---	---	---	---		---
8		---	---	---	---		---
9		---	---	---	---		---
10		---	---	---	---		---
11		---	---	---	---		---
12		---	---	---	---		---
13		---	---	---	---		---
14		---	---	---	---		---
15		---	---	---	---		---
16		---	---	---	---		---
17		---	---	---	---		---
18		---	---	---	---		---
19		---	---	---	---		---
20		---	---	---	---		---

Curve Fit: Excluded
r = 0.0000

DL = ---
BEC = ---

Weight: ON >> Failed
Min Conc: ---

Step Mass Element ISTD Unit
(1) 111 Cd 115 ug/l

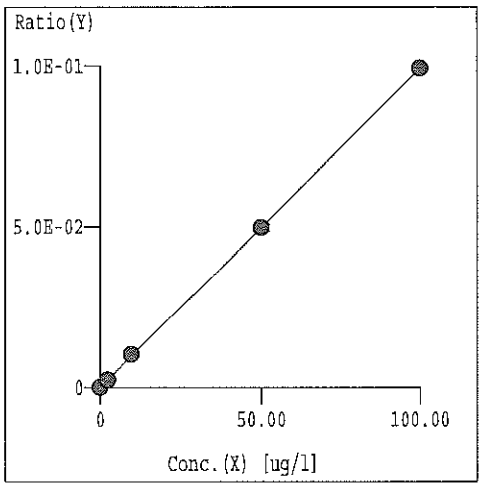

	Rjct	Conc	Calc Conc	CPS/Count	Ratio		RSD [%]
1		0.000	6.231E-05	9.495	7.127E-06	P	54.24
2		2.500	2.399	3236	2.391E-03	P	6.457
3		10.00	10.38	1.359E+04	1.032E-02	P	6.865E-01
4		50.00	49.96	6.502E+04	4.966E-02	P	2.180
5		100.0	99.78	1.279E+05	9.916E-02	P	4.366E-01
6		---	---	---	---		---
7		---	---	---	---		---
8		---	---	---	---		---
9		---	---	---	---		---
10		---	---	---	---		---
11		---	---	---	---		---
12		---	---	---	---		---
13		---	---	---	---		---
14		---	---	---	---		---
15		---	---	---	---		---
16		---	---	---	---		---
17		---	---	---	---		---
18		---	---	---	---		---
19		---	---	---	---		---
20		---	---	---	---		---

Curve Fit: Y=aX+b
r = 1.0000
Y = 9.937E-004*X +7.065E-006
X = 1.006E+003*Y -7.109E-003
DL = 1.167E-02 ug/l
BEC = 7.109E-03 ug/l

Weight: ON >> Succeeded
Min Conc: ---

=== Graph Detail ===

Step Mass Element ISTD Unit
(1) 115 In ---

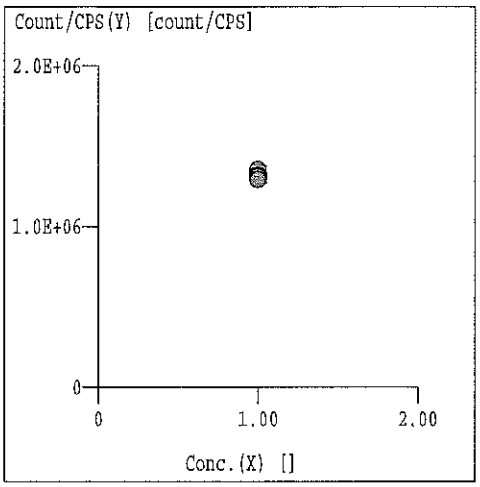

	Rjct	Conc	Calc Conc	CPS/Count	Ratio		RSD [%]
1		1.000	---	1.331E+06	---	A	3.945E-01
2		1.000	---	1.353E+06	---	A	1.559
3		1.000	---	1.316E+06	---	A	7.424E-01
4		1.000	---	1.309E+06	---	A	9.495E-01
5		1.000	---	1.290E+06	---	A	1.439
6		1.000	---	---	---		---
7		1.000	---	---	---		---
8		1.000	---	---	---		---
9		1.000	---	---	---		---
10		1.000	---	---	---		---
11		1.000	---	---	---		---
12		1.000	---	---	---		---
13		1.000	---	---	---		---
14		1.000	---	---	---		---
15		1.000	---	---	---		---
16		1.000	---	---	---		---
17		1.000	---	---	---		---
18		1.000	---	---	---		---
19		1.000	---	---	---		---
20		1.000	---	---	---		---

Curve Fit: Excluded
r = 0.0000

DL = ---
BEC = ---

VIS Element: OFF
Min Conc: ---

Step Mass Element ISTD Unit
(1) 118 Sn 115 ug/l

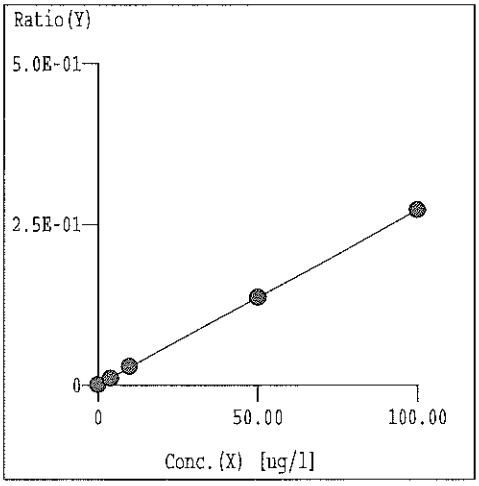

	Rjct	Conc	Calc Conc	CPS/Count	Ratio		RSD [%]
1		0.000	3.873E-04	490.0	3.682E-04	P	7.414
2		4.000	3.822	1.458E+04	1.077E-02	P	1.153
3		10.00	10.49	3.810E+04	2.894E-02	P	7.185E-01
4		50.00	49.86	1.783E+05	1.361E-01	P	9.784E-01
5		100.0	99.86	3.512E+05	2.723E-01	P	1.363E-01
6		---	---	---	---		---
7		---	---	---	---		---
8		---	---	---	---		---
9		---	---	---	---		---
10		---	---	---	---		---
11		---	---	---	---		---
12		---	---	---	---		---
13		---	---	---	---		---
14		---	---	---	---		---
15		---	---	---	---		---
16		---	---	---	---		---
17		---	---	---	---		---
18		---	---	---	---		---
19		---	---	---	---		---
20		---	---	---	---		---

Curve Fit: Y=aX+b
r = 1.0000
Y = 2.723E-003*X +3.671E-004
X = 3.672E+002*Y -1.348E-001
DL = 3.007E-02 ug/l
BEC = 1.348E-01 ug/l

Weight: ON >> Succeeded
Min Conc: ---

=== Graph Detail ===

Step Mass Element ISTD Unit
(1) 121 Sb 115 ug/l

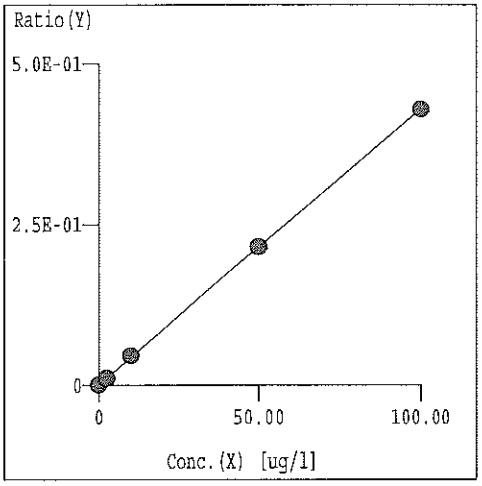

	Rjct	Conc	Calc Conc	CPS/Count	Ratio		RSD [%]
1		0.000	8.905E-04	657.8	4.942E-04	P	3.231
2		2.500	2.360	1.439E+04	1.064E-02	P	2.082
3		10.00	10.57	6.044E+04	4.591E-02	P	1.064
4		50.00	49.95	2.818E+05	2.152E-01	P	1.124
5		100.0	99.66	5.532E+05	4.289E-01	P	7.225E-01
6		---	---	---	---		---
7		---	---	---	---		---
8		---	---	---	---		---
9		---	---	---	---		---
10		---	---	---	---		---
11		---	---	---	---		---
12		---	---	---	---		---
13		---	---	---	---		---
14		---	---	---	---		---
15		---	---	---	---		---
16		---	---	---	---		---
17		---	---	---	---		---
18		---	---	---	---		---
19		---	---	---	---		---
20		---	---	---	---		---

Curve Fit: Y=aX+b
r = 1.0000
Y = 4.298E-003*X +4.904E-004
X = 2.326E+002*Y -1.141E-001
DL = 1.115E-02 ug/l
BEC = 1.141E-01 ug/l

Weight: ON >> Succeeded
Min Conc: ---

Step Mass Element ISTD Unit
(1) 137 Ba 159 ug/l

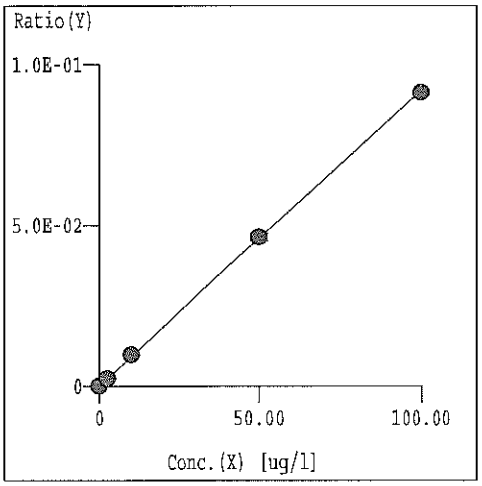

	Rjct	Conc	Calc Conc	CPS/Count	Ratio		RSD [%]
1		0.000	-1.816E-03	87.78	4.721E-05	P	18.72
2		2.500	2.468	4378	2.319E-03	P	1.925
3		10.00	10.52	1.816E+04	9.727E-03	P	9.690E-01
4		50.00	50.33	8.539E+04	4.634E-02	P	2.589
5		100.0	99.21	1.677E+05	9.130E-02	P	7.569E-01
6		---	---	---	---		---
7		---	---	---	---		---
8		---	---	---	---		---
9		---	---	---	---		---
10		---	---	---	---		---
11		---	---	---	---		---
12		---	---	---	---		---
13		---	---	---	---		---
14		---	---	---	---		---
15		---	---	---	---		---
16		---	---	---	---		---
17		---	---	---	---		---
18		---	---	---	---		---
19		---	---	---	---		---
20		---	---	---	---		---

Curve Fit: Y=aX+b
r = 1.0000
Y = 9.197E-004*X +4.888E-005
X = 1.087E+003*Y -5.315E-002
DL = 2.882E-02 ug/l
BEC = 5.315E-02 ug/l

Weight: ON >> Succeeded
Min Conc: ---

=== Graph Detail ===

Step Mass Element ISTD Unit
(1) 159 Tb ---

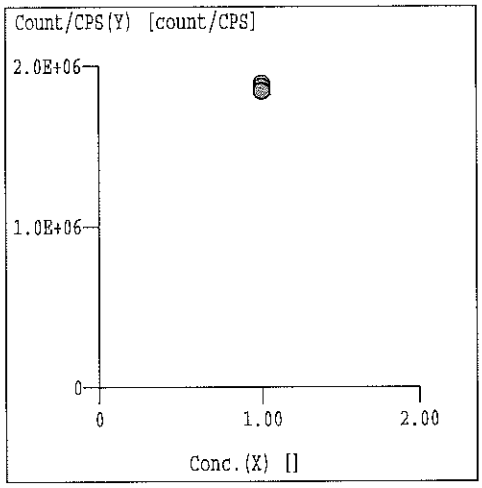

	Rjct	Conc	Calc Conc	CPS/Count	Ratio		RSD [%]
1		1.000	---	1.859E+06	---	A	2.610E-01
2		1.000	---	1.888E+06	---	A	6.692E-01
3		1.000	---	1.867E+06	---	A	1.282E-01
4		1.000	---	1.843E+06	---	A	4.810E-01
5		1.000	---	1.836E+06	---	A	1.017
6		1.000	---	---	---		---
7		1.000	---	---	---		---
8		1.000	---	---	---		---
9		1.000	---	---	---		---
10		1.000	---	---	---		---
11		1.000	---	---	---		---
12		1.000	---	---	---		---
13		1.000	---	---	---		---
14		1.000	---	---	---		---
15		1.000	---	---	---		---
16		1.000	---	---	---		---
17		1.000	---	---	---		---
18		1.000	---	---	---		---
19		1.000	---	---	---		---
20		1.000	---	---	---		---

Curve Fit: Excluded
r = 0.0000

DL = ---
BEC = ---

VIS Element: OFF
Min Conc: ---

Step Mass Element ISTD Unit
(1) 205 Tl 209 ug/l

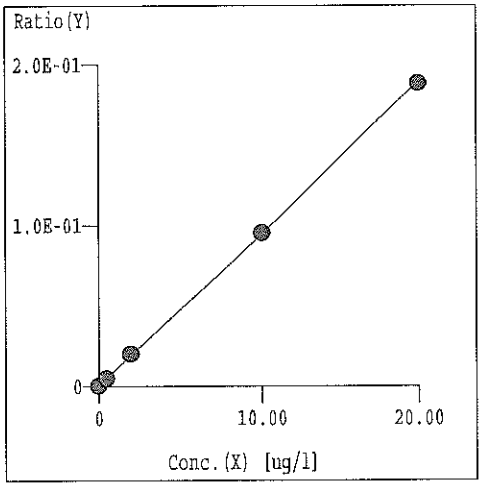

	Rjct	Conc	Calc Conc	CPS/Count	Ratio		RSD [%]
1		0.000	-1.052E-03	257.8	2.329E-04	P	9.241
2		5.000E-01	4.987E-01	5530	4.960E-03	P	1.831
3		2.000	2.101	2.151E+04	2.011E-02	P	5.239E-01
4		10.00	10.05	9.996E+04	9.528E-02	P	5.881E-01
5		20.00	19.86	1.957E+05	1.881E-01	P	5.657E-01
6		---	---	---	---		---
7		---	---	---	---		---
8		---	---	---	---		---
9		---	---	---	---		---
10		---	---	---	---		---
11		---	---	---	---		---
12		---	---	---	---		---
13		---	---	---	---		---
14		---	---	---	---		---
15		---	---	---	---		---
16		---	---	---	---		---
17		---	---	---	---		---
18		---	---	---	---		---
19		---	---	---	---		---
20		---	---	---	---		---

Curve Fit: Y=aX+b
r = 1.0000
Y = 9.458E-003*X +2.428E-004
X = 1.057E+002*Y -2.567E-002
DL = 6.826E-03 ug/l
BEC = 2.567E-02 ug/l

Weight: ON >> Succeeded
Min Conc: ---

=== Graph Detail ===

Step Mass Element (1) 206 (Pb) | ISTD 209 | Unit ug/l

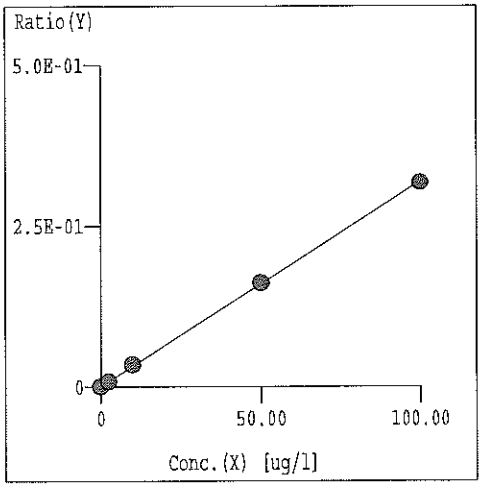

	Rjct	Conc	Calc Conc	CPS/Count	Ratio		RSD [%]
1		0.000	-1.327E-03	138.9	1.257E-04	P	13.10
2		2.500	2.440	8843	7.931E-03	P	3.950
3		10.00	10.63	3.650E+04	3.413E-02	P	4.423E-01
4		50.00	50.40	1.692E+05	1.613E-01	P	7.647E-01
5		100.0	99.08	3.298E+05	3.169E-01	P	4.239E-01
6		---	---	---	---		---
7		---	---	---	---		---
8		---	---	---	---		---
9		---	---	---	---		---
10		---	---	---	---		---
11		---	---	---	---		---
12		---	---	---	---		---
13		---	---	---	---		---
14		---	---	---	---		---
15		---	---	---	---		---
16		---	---	---	---		---
17		---	---	---	---		---
18		---	---	---	---		---
19		---	---	---	---		---
20		---	---	---	---		---

Curve Fit: Y=aX+b
r = 0.9999
Y = 3.197E-003*X +1.299E-004
X = 3.128E+002*Y -4.063E-002
DL = 1.545E-02 ug/l
BEC = 4.063E-02 ug/l

Weight: ON >> Succeeded
Min Conc: ---

Step Mass Element (1) 207 (Pb) | ISTD 209 | Unit ug/l

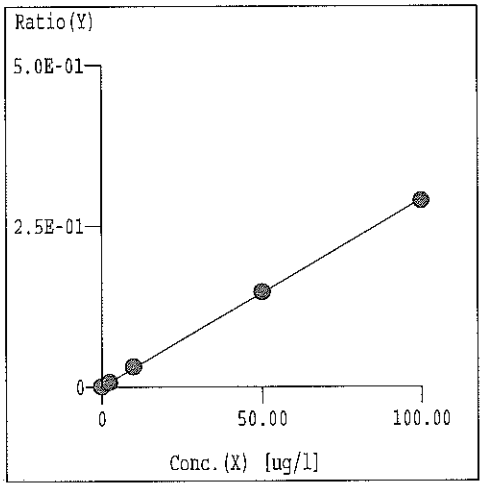

	Rjct	Conc	Calc Conc	CPS/Count	Ratio		RSD [%]
1		0.000	-9.634E-04	124.5	1.125E-04	P	3.306
2		2.500	2.428	8012	7.185E-03	P	1.512
3		10.00	10.57	3.304E+04	3.089E-02	P	7.313E-01
4		50.00	50.53	1.545E+05	1.473E-01	P	1.110
5		100.0	99.02	3.002E+05	2.885E-01	P	4.932E-01
6		---	---	---	---		---
7		---	---	---	---		---
8		---	---	---	---		---
9		---	---	---	---		---
10		---	---	---	---		---
11		---	---	---	---		---
12		---	---	---	---		---
13		---	---	---	---		---
14		---	---	---	---		---
15		---	---	---	---		---
16		---	---	---	---		---
17		---	---	---	---		---
18		---	---	---	---		---
19		---	---	---	---		---
20		---	---	---	---		---

Curve Fit: Y=aX+b
r = 0.9999
Y = 2.912E-003*X +1.153E-004
X = 3.434E+002*Y -3.958E-002
DL = 3.831E-03 ug/l
BEC = 3.958E-02 ug/l

Weight: ON >> Succeeded
Min Conc: ---

=== Graph Detail ===

Step Mass Element	ISTD	Unit
(1) 208 Pb	209	ug/l

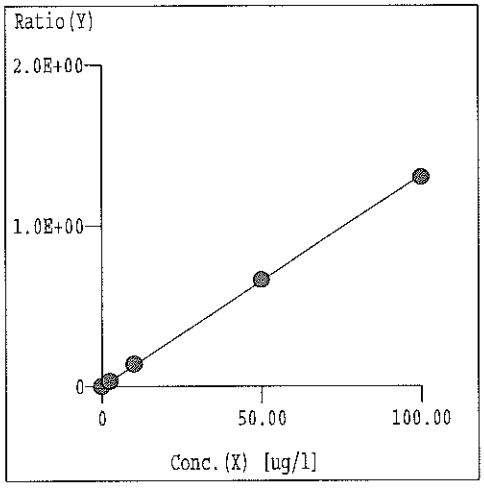

	Rjct	Conc	Calc Conc	CPS/Count	Ratio		RSD [%]
1		0.000	-6.248E-04	555.6	5.016E-04	P	3.733
2		2.500	2.402	3.564E+04	3.197E-02	P	7.005E-01
3		10.00	10.60	1.490E+05	1.394E-01	P	2.904E-01
4		50.00	50.47	6.940E+05	6.615E-01	P	1.866E-01
5		100.0	99.08	1.351E+06	1.298E+00	P	5.478E-01
6		---	---	---	---		---
7		---	---	---	---		---
8		---	---	---	---		---
9		---	---	---	---		---
10		---	---	---	---		---
11		---	---	---	---		---
12		---	---	---	---		---
13		---	---	---	---		---
14		---	---	---	---		---
15		---	---	---	---		---
16		---	---	---	---		---
17		---	---	---	---		---
18		---	---	---	---		---
19		---	---	---	---		---
20		---	---	---	---		---

Curve Fit: Y=aX+b
r = 0.9999
Y = 1.310E-002*X +5.098E-004
X = 7.636E+001*Y -3.893E-002
DL = 4.289E-03 ug/l
BEC = 3.893E-02 ug/l

Weight: ON >> Succeeded
Min Conc: ---

Step Mass Element	ISTD	Unit
(1) 209 Bi	---	

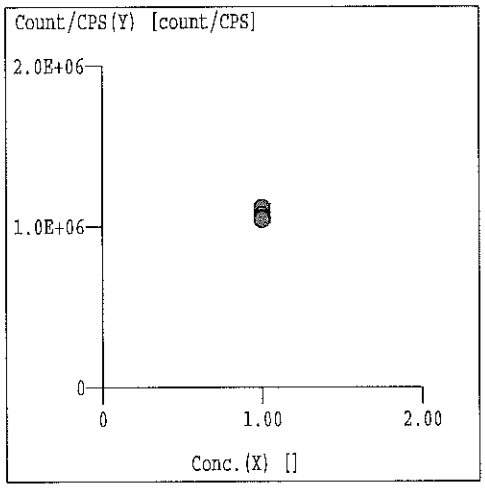

	Rjct	Conc	Calc Conc	CPS/Count	Ratio		RSD [%]
1		1.000	---	1.107E+06	---	P	2.041
2		1.000	---	1.115E+06	---	P	2.241
3		1.000	---	1.069E+06	---	P	2.049
4		1.000	---	1.049E+06	---	P	1.255
5		1.000	---	1.041E+06	---	P	1.615
6		1.000	---	---	---		---
7		1.000	---	---	---		---
8		1.000	---	---	---		---
9		1.000	---	---	---		---
10		1.000	---	---	---		---
11		1.000	---	---	---		---
12		1.000	---	---	---		---
13		1.000	---	---	---		---
14		1.000	---	---	---		---
15		1.000	---	---	---		---
16		1.000	---	---	---		---
17		1.000	---	---	---		---
18		1.000	---	---	---		---
19		1.000	---	---	---		---
20		1.000	---	---	---		---

Curve Fit: Excluded
r = 0.0000

DL = ---
BEC = ---

VIS Element: OFF
Min Conc: ---

Calibration Blank QC Report

Data File: C:\ICPCHEM\1\DATA\16D26t04.B\003CAL
Date Acquired: Apr 26 2016 07:50 pm
Operator:
Sample Name: CAL BLK
Misc Info:
Vial Number: 1101
Current Method: C:\ICPCHEM\1\METHODS\2008_DW.M
Calibration File: C:\ICPCHEM\1\CALIB\2008_DW.C
Last Cal Update: Apr 26 2016 10:15 pm
Sample Type: CalBlk
Total Dil Factor: 1.00

QC&ISTD Elements

Element		CPS Mean		SD	RSD(%)
6	Li	3954506.00	A	55000.00	1.39
7	(Li)	191070.00	P	3095.00	1.62
9	Be	875.60	P	81.83	9.35
11	B	5827.05	P	170.00	2.92
23	Na	3139580.00	A	44800.00	1.43
24	Mg	74664.99	P	2652.00	3.55
27	Al	9128.09	P	245.90	2.69
39	K	3329632.00	A	61190.00	1.84
44	Ca	12405.42	P	477.20	3.85
45	Sc	6084780.00	A	110200.00	1.81
47	Ti	248.90	P	8.22	3.30
51	V	5598.45	P	2821.00	50.39
52	Cr	10325.58	P	222.70	2.16
53	(V)	43295.37	P	567.10	1.31
55	Mn	5979.38	P	309.20	5.17
57	Fe	20611.33	P	472.90	2.29
59	Co	1751.30	P	47.30	2.70
60	Ni	1196.77	P	73.57	6.15
65	Cu	1503.48	P	106.80	7.10
66	Zn	1034.48	P	19.53	1.89
69	(Zn)	35.56	P	1.93	5.41
74	Ge	316080.69	P	7757.00	2.45
75	As	-486.30	P	73.06	15.02
77	(As)	5918.69	P	170.10	2.87
82	Se	-65.67	P	18.56	28.26
83	(As)	197.78	P	23.35	11.81
88	Sr	874.51	P	52.74	6.03
95	Mo	47.78	P	20.37	42.63
106	(Cd)	4.44	P	1.93	43.31
107	Ag	128.89	P	39.06	30.30
108	(Cd)	7.78	P	6.94	89.21
111	Cd	9.49	P	5.17	54.43
115	In	1330955.00	A	5250.00	0.39

118	Sn	490.03 P	36.06	7.36
121	Sb	657.82 P	23.41	3.56
137	Ba	87.78 P	16.44	18.73
159	Tb	1859301.00 A	4853.00	0.26
205	Tl	257.79 P	24.12	9.36
206	(Pb)	138.90 P	15.75	11.34
207	(Pb)	124.45 P	1.93	1.55
208	Pb	555.58 P	32.03	5.77
209	Bi	1107061.00 P	22600.00	2.04

Calibration Standard QC Report

Data File: C:\ICPCHEM\1\DATA\16D26t04.B\004CALS.D\004CALS.D#
Date Acquired: Apr 26 2016 07:54 pm
Operator:
Sample Name: CAL1 4342513
Misc Info:
Vial Number: 1102
Current Method: C:\ICPCHEM\1\METHODS\2008_DW.M
Calibration File: C:\ICPCHEM\1\CALIB\2008_DW.C
Last Cal Update: Apr 26 2016 10:15 pm
Sample Type: CalStd
Total Dil Factor: 1.00

QC&ISTD Elements

Element	CPS Mean		SD	RSD(%)
6 Li	4003490.00	A	55250.00	1.38
7 (Li)	192226.09	P	4412.00	2.30
9 Be	6437.20	P	112.50	1.75
11 B	35561.18	P	861.00	2.42
23 Na	5676602.00	A	80800.00	1.42
24 Mg	1819102.00	A	23160.00	1.27
27 Al	217692.41	P	5036.00	2.31
39 K	5655484.00	A	66860.00	1.18
44 Ca	80996.44	P	2145.00	2.65
45 Sc	6204553.00	A	38320.00	0.62
47 Ti	2295.25	P	62.75	2.73
51 V	31448.41	P	1473.00	4.68
52 Cr	33229.51	P	994.30	2.99
53 (V)	32540.12	P	1368.00	4.20
55 Mn	323451.19	P	7595.00	2.35
57 Fe	85187.43	P	1921.00	2.26
59 Co	27857.06	P	994.40	3.57
60 Ni	7148.89	P	302.60	4.23
65 Cu	8225.14	P	377.10	4.58
66 Zn	9723.36	P	199.80	2.05
69 (Zn)	445.58	P	27.96	6.27
74 Ge	320945.09	P	7966.00	2.48
75 As	1581.65	P	310.30	19.62
77 (As)	4328.03	P	85.83	1.98
82 Se	160.29	P	39.27	24.50
83 (As)	215.56	P	13.57	6.30
88 Sr	30312.17	P	812.20	2.68
95 Mo	5637.01	P	54.34	0.96
106 (Cd)	310.02	P	23.33	7.53
107 Ag	15058.28	P	277.90	1.85
108 (Cd)	251.12	P	32.38	12.89
111 Cd	3235.73	P	222.20	6.87
115 In	1353372.00	A	21100.00	1.56

118 Sn	14581.16	P	350.40	2.40
121 Sb	14393.12	P	225.70	1.57
137 Ba	4377.62	P	106.90	2.44
159 Tb	1887819.00	A	12630.00	0.67
205 Tl	5530.40	P	129.70	2.35
206 (Pb)	8842.50	P	363.10	4.11
207 (Pb)	8011.88	P	215.80	2.69
208 Pb	35641.98	P	639.10	1.79
209 Bi	1115116.00	P	24980.00	2.24

ISTD Elements

Element	CPS Mean	RSD(%)	Ref Value	Rec(%)	QC Range(%)	Flag
6 Li	4003490.00	1.38	3954506.30	101.2	60 - 125	
45 Sc	6204553.00	0.62	6084780.00	102.0	60 - 125	
74 Ge	320945.09	2.48	316080.69	101.5	60 - 125	
115 In	1353371.60	1.56	1330955.30	101.7	60 - 125	
159 Tb	1887818.50	0.67	1859301.00	101.5	60 - 125	
209 Bi	1115115.90	2.24	1107061.50	100.7	60 - 125	

ISTD Ref File : C:\ICPCHEM\1\DATA\16D26t04.B\003CALB.D\003CALB.D#

--- :Element Failures --- :Max. Number of Failures Allowed
0 :ISTD Failures 0 :Max. Number of ISTD Failures Allowed

Data Results:

Analytes: Pass
ISTD: Pass

Calibration Standard QC Report

Data File: C:\ICPCHEM\1\DATA\16D26t04.B\005CALS.D\005CALS.D#
Date Acquired: Apr 26 2016 07:59 pm
Operator:
Sample Name: CAL2 4322378
Misc Info:
Vial Number: 1103
Current Method: C:\ICPCHEM\1\METHODS\2008_DW.M
Calibration File: C:\ICPCHEM\1\CALIB\2008_DW.C
Last Cal Update: Apr 26 2016 10:15 pm
Sample Type: CalStd
Total Dil Factor: 1.00

QC&ISTD Elements

Element	CPS Mean		SD	RSD(%)
6 Li	3894987.00	A	71200.00	1.83
7 (Li)	186785.91	P	3354.00	1.80
9 Be	25071.27	P	617.80	2.46
11 B	39468.28	P	1275.00	3.23
23 Na	13520200.00	A	189000.00	1.40
24 Mg	7294671.00	A	128100.00	1.76
27 Al	923492.63	A	15070.00	1.63
39 K	13027060.00	A	115600.00	0.89
44 Ca	297026.31	P	5261.00	1.77
45 Sc	6043616.00	A	73400.00	1.21
47 Ti	8985.44	P	167.80	1.87
51 V	123613.30	P	2280.00	1.84
52 Cr	117955.00	P	1246.00	1.06
53 (V)	53816.44	P	1453.00	2.70
55 Mn	1402561.00	A	7575.00	0.54
57 Fe	300742.31	P	5427.00	1.80
59 Co	114702.00	P	1959.00	1.71
60 Ni	26185.83	P	517.60	1.98
65 Cu	29129.89	P	423.80	1.45
66 Zn	18884.25	P	329.40	1.74
69 (Zn)	1612.40	P	90.09	5.59
74 Ge	313764.00	P	6813.00	2.17
75 As	17652.70	P	528.10	2.99
77 (As)	6402.25	P	138.20	2.16
82 Se	943.19	P	60.91	6.46
83 (As)	208.34	P	9.28	4.45
88 Sr	129233.30	P	1881.00	1.46
95 Mo	24588.80	P	605.80	2.46
106 (Cd)	1301.24	P	82.63	6.35
107 Ag	63407.43	P	1042.00	1.64
108 (Cd)	1020.08	P	76.24	7.47
111 Cd	13587.42	P	155.40	1.14
115 In	1316499.00	A	9774.00	0.74

118	Sn	38100.34	P	11.70	0.03
121	Sb	60436.45	P	584.30	0.97
137	Ba	18160.48	P	191.70	1.06
159	Tb	1866967.00	A	2394.00	0.13
205	Tl	21511.10	P	422.00	1.96
206	(Pb)	36503.15	P	591.30	1.62
207	(Pb)	33040.81	P	847.70	2.57
208	Pb	149047.41	P	3215.00	2.16
209	Bi	1069497.00	P	21910.00	2.05

ISTD Elements

Element	CPS Mean	RSD(%)	Ref Value	Rec(%)	QC Range(%)	Flag
6 Li	3894987.00	1.83	3954506.30	98.5	60 - 125	
45 Sc	6043615.50	1.21	6084780.00	99.3	60 - 125	
74 Ge	313763.97	2.17	316080.69	99.3	60 - 125	
115 In	1316498.60	0.74	1330955.30	98.9	60 - 125	
159 Tb	1866967.30	0.13	1859301.00	100.4	60 - 125	
209 Bi	1069497.00	2.05	1107061.50	96.6	60 - 125	

ISTD Ref File : C:\ICPCHEM\1\DATA\16D26t04.B\003CALB.D\003CALB.D#

--- :Element Failures --- :Max. Number of Failures Allowed
0 :ISTD Failures 0 :Max. Number of ISTD Failures Allowed

Data Results:
Analytes: Pass
ISTD: Pass

Calibration Standard QC Report

Data File: C:\ICPCHEM\1\DATA\16D26t04.B\006CALS.D\006CALS.D#
Date Acquired: Apr 26 2016 08:03 pm
Operator:
Sample Name: CAL3 4322780
Misc Info:
Vial Number: 1104
Current Method: C:\ICPCHEM\1\METHODS\2008_DW.M
Calibration File: C:\ICPCHEM\1\CALIB\2008_DW.C
Last Cal Update: Apr 26 2016 10:15 pm
Sample Type: CalStd
Total Dil Factor: 1.00

3/ DE 4-26-16

QC&ISTD Elements

Element	CPS Mean		SD	RSD(%)
6 Li	3838951.00	A	32450.00	0.85
7 (Li)	184196.30	P	1363.00	0.74
9 Be	116659.30	P	2512.00	2.15
11 B	162661.70	P	2797.00	1.72
23 Na	52277220.00	A	759800.00	1.45
24 Mg	33908140.00	A	157700.00	0.47
27 Al	4212308.00	A	59400.00	1.41
39 K	49244740.00	A	453800.00	0.92
44 Ca	1501300.00	A	27810.00	1.85
45 Sc	6026504.00	A	107900.00	1.79
47 Ti	42826.04	P	2250.00	5.25
51 V	574237.38	P	9234.00	1.61
52 Cr	520080.31	P	9679.00	1.86
53 (V)	95688.05	P	2398.00	2.51
55 Mn	6374664.00	A	83510.00	1.31
57 Fe	1344926.00	A	16010.00	1.19
59 Co	528266.81	P	8817.00	1.67
60 Ni	118366.20	P	1860.00	1.57
65 Cu	132801.59	P	2934.00	2.21
66 Zn	88115.00	P	1156.00	1.31
69 (Zn)	7841.60	P	337.10	4.30
74 Ge	313954.81	P	5805.00	1.85
75 As	86079.30	P	1713.00	1.99
77 (As)	8912.68	P	370.80	4.16
82 Se	4801.52	P	153.70	3.20
83 (As)	196.12	P	29.88	15.24
88 Sr	602157.38	P	11460.00	1.90
95 Mo	115383.90	P	2107.00	1.83
106 (Cd)	5870.47	P	131.10	2.23
107 Ag	297885.31	P	4459.00	1.50
108 (Cd)	4526.56	P	101.90	2.25
111 Cd	65018.89	P	1800.00	2.77
115 In	1309283.00	A	12430.00	0.95

118	Sn	178250.09	P	3375.00	1.89
121	Sb	281789.50	P	5168.00	1.83
137	Ba	85392.21	P	2308.00	2.70
159	Tb	1842590.00	A	8863.00	0.48
205	Tl	99962.43	P	1295.00	1.30
206	(Pb)	169172.80	P	826.90	0.49
207	(Pb)	154502.91	P	3397.00	2.20
208	Pb	693968.63	P	9445.00	1.36
209	Bi	1049142.00	P	13170.00	1.26

ISTD Elements

Element	CPS Mean	RSD(%)	Ref Value	Rec(%)	QC Range(%)	Flag
6 Li	3838951.30	0.85	3954506.30	97.1	60 - 125	
45 Sc	6026503.50	1.79	6084780.00	99.0	60 - 125	
74 Ge	313954.81	1.85	316080.69	99.3	60 - 125	
115 In	1309283.30	0.95	1330955.30	98.4	60 - 125	
159 Tb	1842589.80	0.48	1859301.00	99.1	60 - 125	
209 Bi	1049141.80	1.26	1107061.50	94.8	60 - 125	

ISTD Ref File : C:\ICPCHEM\1\DATA\16D26t04.B\003CALB.D\003CALB.D#

--- :Element Failures --- :Max. Number of Failures Allowed
0 :ISTD Failures 0 :Max. Number of ISTD Failures Allowed

Data Results:

Analytes: Pass
ISTD: Pass

Calibration Standard QC Report

Data File: C:\ICPCHEM\1\DATA\16D26t04.B\007CALS.D\007CALS.D#
Date Acquired: Apr 26 2016 08:08 pm
Operator:
Sample Name: CAL4 4322382
Misc Info:
Vial Number: 1105
Current Method: C:\ICPCHEM\1\METHODS\2008_DW.M
Calibration File: C:\ICPCHEM\1\CALIB\2008_DW.C
Last Cal Update: Apr 26 2016 10:15 pm
Sample Type: CalStd
Total Dil Factor: 1.00

QC&ISTD Elements

Element	CPS Mean		SD	RSD(%)
6 Li	3736037.00	A	39210.00	1.05
7 (Li)	180250.91	P	2896.00	1.61
9 Be	227898.80	P	5676.00	2.49
11 B	314948.41	P	6350.00	2.02
23 Na	98558592.00	A	1414000.00	1.43
24 Mg	65906928.00	A	794500.00	1.21
27 Al	8165236.00	A	102200.00	1.25
39 K	93131616.00	A	783800.00	0.84
44 Ca	2892876.00	A	36340.00	1.26
45 Sc	6003807.00	A	77880.00	1.30
47 Ti	81691.96	P	1692.00	2.07
51 V	1181069.00	A	14710.00	1.25
52 Cr	1034700.00	A	20930.00	2.02
53 (V)	147477.09	P	3685.00	2.50
55 Mn	12377110.00	A	231000.00	1.87
57 Fe	2586689.00	A	33320.00	1.29
59 Co	1057453.00	A	6112.00	0.58
60 Ni	227554.41	P	4621.00	2.03
65 Cu	254894.50	P	4776.00	1.87
66 Zn	172319.50	P	2730.00	1.58
69 (Zn)	15180.59	P	576.70	3.80
74 Ge	311887.50	P	4684.00	1.50
75 As	170672.70	P	3386.00	1.98
77 (As)	11847.27	P	153.70	1.30
82 Se	9520.83	P	88.26	0.93
83 (As)	208.90	P	2.55	1.22
88 Sr	1223322.00	A	9868.00	0.81
95 Mo	226048.91	P	3259.00	1.44
106 (Cd)	11784.77	P	195.60	1.66
107 Ag	580133.31	P	8193.00	1.41
108 (Cd)	8808.95	P	226.30	2.57
111 Cd	127918.20	P	1830.00	1.43
115 In	1290010.00	A	18560.00	1.44

118	Sn	351230.00	P	4926.00	1.40
121	Sb	553241.31	P	9528.00	1.72
137	Ba	167652.30	P	2499.00	1.49
159	Tb	1836254.00	A	18670.00	1.02
205	Tl	195705.30	P	2921.00	1.49
206	(Pb)	329781.00	P	5009.00	1.52
207	(Pb)	300156.41	P	3548.00	1.18
208	Pb	1350739.00	P	18020.00	1.33
209	Bi	1040569.00	P	16810.00	1.62

ISTD Elements

Element	CPS Mean	RSD(%)	Ref Value	Rec(%)	QC Range(%)	Flag
6 Li	3736036.50	1.05	3954506.30	94.5	60 - 125	
45 Sc	6003807.00	1.30	6084780.00	98.7	60 - 125	
74 Ge	311887.47	1.50	316080.69	98.7	60 - 125	
115 In	1290010.10	1.44	1330955.30	96.9	60 - 125	
159 Tb	1836253.50	1.02	1859301.00	98.8	60 - 125	
209 Bi	1040568.90	1.62	1107061.50	94.0	60 - 125	

ISTD Ref File : C:\ICPCHEM\1\DATA\16D26t04.B\003CALB.D\003CALB.D#

--- :Element Failures --- :Max. Number of Failures Allowed
0 :ISTD Failures 0 :Max. Number of ISTD Failures Allowed

Data Results:

Analytes: Pass

ISTD: Pass

200.8 QC Tune Report Analytical Methods:

Data File: C:\ICPCHEM\1\DATA\16D26t03.B\001TUNE.D
Date Acquired: Apr 26 2016 07:33 pm
Acq. Method: 2008TUN1.M
Operator:
Sample Name: ITUNE
Misc Info:
Vial Number: 5
Current Method: C:\ICPCHEM\1\METHODS\2008TUN1.M

RSD (%)

Element	Actual	Required	Flag
9 Be	1.91	5.00	
24 Mg	0.87	5.00	
59 Co	1.34	5.00	
115 In	0.90	5.00	
208 Pb	1.17	5.00	

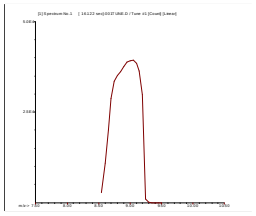

9 Be
Mass Calib.
Actual: 9.00
Required: 8.90 - 9.10
Flag:
Peak Width
Actual: 0.60
Required: 0.90
Flag:

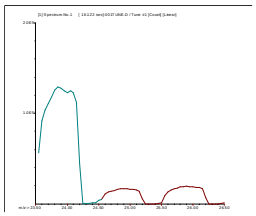

24 Mg
Mass Calib.
Actual: 23.90
Required: 23.90 - 24.10
Flag:
Peak Width
Actual: 0.65
Required: 0.90
Flag:

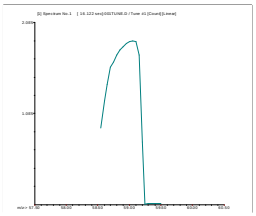

59 Co
Mass Calib.
Actual: 59.00
Required: 58.90 - 59.10
Flag:
Peak Width
Actual: 0.65
Required: 0.90
Flag:

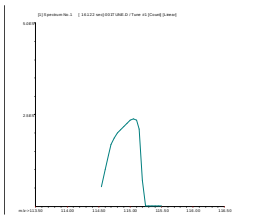

115 In
Mass Calib.
Actual: 115.00
Required: 114.90 - 115.10
Flag:
Peak Width
Actual: 0.65
Required: 0.90
Flag:

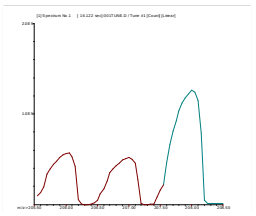

208 Pb
Mass Calib.
Actual: 208.00
Required: 207.90 - 208.10
Flag:
Peak Width
Actual: 0.60
Required: 0.90
Flag:

Tune Result: Pass

METALS BATCH WORKSHEET

Lab Name: TestAmerica Edison Job No.: 460-111911-1

SDG No.:

Batch Number: 362089 Batch Start Date: 04/12/16 08:51 Batch Analyst: Yang, Qin

Batch Method: 3010A Batch End Date: 04/12/16 13:00

Lab Sample ID	Client Sample ID	Method Chain	Basis	InitialAmount	FinalAmount	ME_LCS-int 00055			
MB 460-362089/1		3010A, 6010C		50 mL	50 mL				
LCS 460-362089/2		3010A, 6010C		50 mL	50 mL	1 mL			
460-111911-B-33	Wa-036	3010A, 6010C	T	50 mL	50 mL				
460-111911-B-33 DU	Wa-036	3010A, 6010C	T	50 mL	50 mL				
460-111911-B-33 MS	Wa-036	3010A, 6010C	T	50 mL	50 mL	1 mL			

Batch Notes	
Batch Comment	1:1 DHCL LOT MPR 300
Lot # of Nitric Acid	0000129810
Hot Block ID	4
Oven, Bath or Block Temperature 1	97 uncorr, 95 corr Degrees C
Pipette ID	# 6
Thermometer ID	ICP-3 (CF-2)
Digestion Tube/Cup ID	J234091- 6560 (100ml Digi Tube)

Basis	Basis Description
T	Total/NA

The pound sign (#) in the amount added field denotes that the reagent was used undiluted. All calculations are performed using the stated concentration for this reagent.

METALS BATCH WORKSHEET

Lab Name: TestAmerica Edison Job No.: 460-111911-1

SDG No.:

Batch Number: 362466 Batch Start Date: 04/14/16 07:43 Batch Analyst: Yang, Qin

Batch Method: 3010A Batch End Date: 04/14/16 13:30

Lab Sample ID	Client Sample ID	Method Chain	Basis	InitialAmount	FinalAmount	ME_LCS-int 00055			
MB 460-362466/1		3010A, 6010C		50 mL	50 mL				
LCS 460-362466/2		3010A, 6010C		50 mL	50 mL	1 mL			
460-112068-K-6 DU		3010A, 6010C	T	50 mL	50 mL				
460-112068-K-6 MS		3010A, 6010C	T	50 mL	50 mL	1 mL			
460-111911-A-47	Wa-043A	3010A, 6010C	T	50 mL	50 mL				

Batch Notes	
Batch Comment	1:1 DHCL LOT MPR 300
Lot # of Nitric Acid	0000129810
Hot Block ID	5
Oven, Bath or Block Temperature 1	97 uncorr, 95 corr Degrees C
Pipette ID	# 6
Thermometer ID	ICP-3 (CF-2)
Digestion Tube/Cup ID	J234091- 6560 (100ml Digi Tube)

Basis	Basis Description
T	Total/NA

The pound sign (#) in the amount added field denotes that the reagent was used undiluted. All calculations are performed using the stated concentration for this reagent.

METALS BATCH WORKSHEET

Lab Name: TestAmerica Edison Job No.: 460-111911-1

SDG No.:

Batch Number: 364714 Batch Start Date: 04/26/16 08:16 Batch Analyst: Yang, Qin

Batch Method: 200 Batch End Date: 04/26/16 12:30

Lab Sample ID	Client Sample ID	Method Chain	Basis	InitialAmount	FinalAmount	ME_ipmsSPK 00026			
MB 460-364714/1		200, 200.8		50 mL	50 mL				
LCS 460-364714/2		200, 200.8		50 mL	50 mL	0.05 mL			
460-111911-A-14	Wa-015	200, 200.8	T	50 mL	50 mL				
460-111911-A-14 DU	Wa-015	200, 200.8	T	50 mL	50 mL				
460-111911-A-14 MS	Wa-015	200, 200.8	T	50 mL	50 mL	0.05 mL			
460-111911-A-24	Wa-027	200, 200.8	T	50 mL	50 mL				

Batch Notes	
Batch Comment	1:1 HCL LOT MPR 301, 1:1 HNO3 LOT MPR 295
Hot Block ID	5
Oven, Bath or Block Temperature 1	ICP-3 (CF-2) Degrees C
Oven, Bath or Block Temperature 2	97 uncorr, 95 corr Degrees C
Pipette ID	26
Digestion Tube/Cup ID	237823-6560 (100ml Digi Tube)

Basis	Basis Description
T	Total/NA

The pound sign (#) in the amount added field denotes that the reagent was used undiluted. All calculations are performed using the stated concentration for this reagent.

GENERAL CHEMISTRY

COVER PAGE
GENERAL CHEMISTRY

Lab Name: TestAmerica Edison Job Number: 460-111911-1

SDG No.:

Project: Wallace School

Client Sample ID	Lab Sample ID
Wa-036	460-111911-33
Wa-043A	460-111911-47

Comments:

1B-IN
INORGANIC ANALYSIS DATA SHEET
GENERAL CHEMISTRY

Client Sample ID: Wa-036 | Lab Sample ID: 460-111911-33

Lab Name: TestAmerica Edison | Job No.: 460-111911-1

SDG ID.:

Matrix: Water | Date Sampled: 04/08/2016 05:20

Reporting Basis: WET | Date Received: 04/08/2016 08:05

CAS No.	Analyte	Result	RL	MDL	Units	C	Q	DIL	Method
	Langelier Index	-0.25			NONE			1	203
	Bicarbonate Alkalinity as CaCO3	30.1	5.0	5.0	mg/L			1	SM 2320B
	Carbonate Alkalinity as CaCO3	5.0	5.0	5.0	mg/L	U		1	SM 2320B
	Alkalinity	30.1	5.0	5.0	mg/L			1	SM 2320B
	Hydroxide Alkalinity	5.0	5.0	5.0	mg/L	U		1	SM 2320B
	Total Dissolved Solids	215	10.0	10.0	mg/L			1	SM 2540C

1B-IN
INORGANIC ANALYSIS DATA SHEET
GENERAL CHEMISTRY

Client Sample ID: Wa-043A
Lab Sample ID: 460-111911-47
Lab Name: TestAmerica Edison
Job No.: 460-111911-1
SDG ID.:
Matrix: Water
Date Sampled: 04/06/2016 05:49
Reporting Basis: WET
Date Received: 04/08/2016 08:05

CAS No.	Analyte	Result	RL	MDL	Units	C	Q	DIL	Method
	Langelier Index	-0.34			NONE			1	203
	Bicarbonate Alkalinity as CaCO3	34.1	5.0	5.0	mg/L			1	SM 2320B
	Carbonate Alkalinity as CaCO3	5.0	5.0	5.0	mg/L	U		1	SM 2320B
	Alkalinity	34.1	5.0	5.0	mg/L			1	SM 2320B
	Hydroxide Alkalinity	5.0	5.0	5.0	mg/L	U		1	SM 2320B
	Total Dissolved Solids	219	10.0	10.0	mg/L			1	SM 2540C

3-IN
METHOD BLANK
GENERAL CHEMISTRY

Lab Name: TestAmerica Edison Job No.: 460-111911-1

SDG No.:

Method	Lab Sample ID	Analyte	Result	Qual	Units	RL	Dil
Batch ID: 363395	Date: 04/19/2016 11:30						
SM 2320B	MB 460-363395/1	Alkalinity	5.0	U	mg/L	5.0	1
Batch ID: 362112	Date: 04/12/2016 10:40						
SM 2540C	MB 460-362112/1	Total Dissolved Solids	10.0	U	mg/L	10.0	1

6-IN
DUPLICATE
GENERAL CHEMISTRY

Lab Name: TestAmerica Edison Job No.: 460-111911-1

SDG No.:

Matrix: Water

Method	Client Sample ID	Lab Sample ID	Analyte	Result	Unit	RPD	RPD Limit	Qual
Batch ID: 363395	Date: 04/19/2016 11:30							
SM 2320B	Wa-043A	460-111911-47	Bicarbonate Alkalinity as CaCO3	34.1	mg/L			
SM 2320B	Wa-043A	460-111911-47 DU	Bicarbonate Alkalinity as CaCO3	34.07	mg/L	0	17	
SM 2320B	Wa-043A	460-111911-47	Carbonate Alkalinity as CaCO3	5.0	mg/L			U
SM 2320B	Wa-043A	460-111911-47 DU	Carbonate Alkalinity as CaCO3	5.0	mg/L	NC	17	U
SM 2320B	Wa-043A	460-111911-47	Alkalinity	34.1	mg/L			
SM 2320B	Wa-043A	460-111911-47 DU	Alkalinity	34.07	mg/L	0	17	
SM 2320B	Wa-043A	460-111911-47	Hydroxide Alkalinity	5.0	mg/L			U
SM 2320B	Wa-043A	460-111911-47 DU	Hydroxide Alkalinity	5.0	mg/L	NC	17	U
Batch ID: 362112	Date: 04/12/2016 10:40							
SM 2540C		460-111938-A-1	Total Dissolved Solids	304	mg/L			
SM 2540C		460-111938-A-1 DU	Total Dissolved Solids	279.0	mg/L	9	5	F3

Calculations are performed before rounding to avoid round-off errors in calculated results.

FORM VI-IN

7A-IN
LCS-CERTIFIED REFERENCE MATERIAL
GENERAL CHEMISTRY

Lab Name: TestAmerica Edison Job No.: 460-111911-1

SDG No.:

Matrix: Water

Method	Lab Sample ID	Analyte	Result	C	Unit	Spike Amount	Pct. Rec.	Limits	RPD	RPD Limit	Q
Batch ID: 363395	Date: 04/19/2016 11:30										
						LCS Source: WTalkLCS_00131					
SM 2320B	LCSSRM 460-363395/2	Alkalinity	146.3		mg/L	151	96.9	90.7-10 7.9			
Batch ID: 362112	Date: 04/12/2016 10:40										
						LCS Source: WTtdsLCS_00087					
SM 2540C	LCSSRM 460-362112/2	Total Dissolved Solids	400.0		mg/L	455	87.9	84.4-10 9.9			

Calculations are performed before rounding to avoid round-off errors in calculated results.

FORM VIIA-IN

9-IN
DETECTION LIMITS
GENERAL CHEMISTRY

Lab Name: TestAmerica Edison Job Number: 460-111911-1

SDG Number:

Matrix: Water Instrument ID: NOEQUIP

Method: SM 2320B MDL Date: 02/11/2014 10:14

Analyte	Wavelength/ Mass	RL (mg/L)	MDL (mg/L)
Alkalinity		5	5
Bicarbonate Alkalinity as CaCO3		5	5
Carbonate Alkalinity as CaCO3		5	5
Hydroxide Alkalinity		5	5

9-IN
CALIBRATION BLANK DETECTION LIMITS
GENERAL CHEMISTRY

Lab Name: TestAmerica Edison Job Number: 460-111911-1

SDG Number:

Matrix: Water Instrument ID: NOEQUIP

Method: SM 2320B XMDL Date: 02/11/2014 10:48

Analyte	Wavelength/ Mass	XRL (mg/L)	XMDL (mg/L)
Alkalinity		5	5
Bicarbonate Alkalinity as CaCO3		5	5
Carbonate Alkalinity as CaCO3		5	5
Hydroxide Alkalinity		5	5

9-IN
DETECTION LIMITS
GENERAL CHEMISTRY

Lab Name: TestAmerica Edison Job Number: 460-111911-1

SDG Number:

Matrix: Water Instrument ID: NOEQUIP

Method: SM 2540C MDL Date: 02/11/2014 10:19

Analyte	Wavelength/ Mass	RL (mg/L)	MDL (mg/L)
Total Dissolved Solids		10	10

9-IN
CALIBRATION BLANK DETECTION LIMITS
GENERAL CHEMISTRY

Lab Name: TestAmerica Edison Job Number: 460-111911-1

SDG Number:

Matrix: Water Instrument ID: NOEQUIP

Method: SM 2540C XMDL Date: 02/11/2014 10:55

Analyte	Wavelength/ Mass	XRL (mg/L)	XMDL (mg/L)
Total Dissolved Solids		10	10

13-IN
ANALYSIS RUN LOG
GENERAL CHEMISTRY

Lab Name: TestAmerica Edison Job No.: 460-111911-1

SDG No.:

Instrument ID: NOEQUIP Method: 203

Start Date: 04/22/2016 11:47 End Date: 04/22/2016 11:47

Lab Sample ID	D / F	Type	Time	Analytes																			
				LI																			
460-111911-33	1	T	11:47	X																			
460-111911-47	1	T	11:47	X																			

Prep Types

T = Total/NA

13-IN
ANALYSIS RUN LOG
GENERAL CHEMISTRY

Lab Name: TestAmerica Edison Job No.: 460-111911-1

SDG No.:

Instrument ID: NOEQUIP Method: SM 2320B

Start Date: 04/19/2016 11:30 End Date: 04/19/2016 11:30

Lab Sample ID	D/F	Type	Time	Analytes																				
				Alk	BALKCC	CarAlk	OHAlk																	
MB 460-363395/1	1	T	11:30	X																				
LCSSRM 460-363395/2	1	T	11:30	X																				
460-111911-47	1	T	11:30	X	X	X	X																	
460-111911-47 DU	1	T	11:30	X	X	X	X																	
460-111911-33	1	T	11:30	X	X	X	X																	
ZZZZZZ			11:30																					
ZZZZZZ			11:30																					
ZZZZZZ			11:30																					
ZZZZZZ			11:30																					
ZZZZZZ			11:30																					

Prep Types

T = Total/NA

13-IN
ANALYSIS RUN LOG
GENERAL CHEMISTRY

Lab Name: TestAmerica Edison Job No.: 460-111911-1

SDG No.:

Instrument ID: NOEQUIP Method: SM 2540C

Start Date: 04/12/2016 10:40 End Date: 04/12/2016 10:41

Lab Sample ID	D / F	Type	Time	Analytes																				
				TDS																				
MB 460-362112/1	1	T	10:40	X																				
LCSSRM 460-362112/2	1	T	10:40	X																				
ZZZZZZ			10:40																					
460-111938-A-1 DU	1	T	10:40	X																				
ZZZZZZ			10:40																					
ZZZZZZ			10:40																					
ZZZZZZ			10:40																					
ZZZZZZ			10:40																					
460-111911-33	1	T	10:40	X																				
460-111911-47	1	T	10:40	X																				
ZZZZZZ			10:40																					
ZZZZZZ			10:41																					

Prep Types

T = Total/NA

GENERAL CHEMISTRY BATCH WORKSHEET

Lab Name: TestAmerica Edison Job No.: 460-111911-1

SDG No.:

Batch Number: 363395 Batch Start Date: 04/19/16 11:30 Batch Analyst: Afremova, Izabella

Batch Method: SM 2320B Batch End Date: 04/19/16 13:30

Lab Sample ID	Client Sample ID	Method Chain	Basis	InitialAmount	Initial pH	BuretStart1	BuretStop1	TitrantVolume1	CalcMsg
MB 460-363395/1		SM 2320B		50.0 mL	5.89 SU	0 mL	0.05 mL	0.05 mL	BuretStart2 is blank
LCSSRM 460-363395/2		SM 2320B		50.0 mL	9.07 SU	0 mL	7.3 mL	7.3 mL	BuretStart2 is blank
460-111911-D-47	Wa-043A	SM 2320B	T	50.0 mL	7.45 SU	0 mL	1.7 mL	1.7 mL	BuretStart2 is blank
460-111911-D-47 DU	Wa-043A	SM 2320B	T	50.0 mL	7.44 SU	0 mL	1.7 mL	1.7 mL	BuretStart2 is blank
460-111911-D-33	Wa-036	SM 2320B	T	50.0 mL	7.52 SU	0 mL	1.5 mL	1.5 mL	BuretStart2 is blank

Lab Sample ID	Client Sample ID	Method Chain	Basis	WTalkLCS 00131					
MB 460-363395/1		SM 2320B							
LCSSRM 460-363395/2		SM 2320B		50 mL					
460-111911-D-47	Wa-043A	SM 2320B	T						
460-111911-D-47 DU	Wa-043A	SM 2320B	T						
460-111911-D-33	Wa-036	SM 2320B	T						

Batch Notes	
Sulfuric Acid Lot Number	A5196
Sulfuric Acid Vendor	Hach exp.05/2017
Nominal Amount Used	50 mL
Normality of First Titrant	0.02004 N

Basis	Basis Description
T	Total/NA

The pound sign (#) in the amount added field denotes that the reagent was used undiluted. All calculations are performed using the stated concentration for this reagent.

GENERAL CHEMISTRY BATCH WORKSHEET

Lab Name: TestAmerica Edison Job No.: 460-111911-1

SDG No.:

Batch Number: 362112 Batch Start Date: 04/12/16 10:40 Batch Analyst: Staib, Patricia L

Batch Method: SM 2540C Batch End Date: 04/14/16 08:10

Lab Sample ID	Client Sample ID	Method Chain	Basis	Conductivity	CrucibleID	InitialAmount	TareWeight	Weight1	Weight2
MB 460-362112/1		SM 2540C			HV	100 mL	65.1589 g	65.1589 g	65.1587 g
LCSSRM 460-362112/2		SM 2540C			MT	50 mL	65.8921 g	65.9118 g	65.9118 g
460-111938-A-1 DU		SM 2540C			BD	100 mL	63.9761 g	64.0042 g	64.0040 g
460-111911-D-33	Wa-036	SM 2540C	T	409 umhos/cm	SZ	100 mL	64.9797 g	65.0009 g	65.0012 g
460-111911-D-47	Wa-043A	SM 2540C	T	398 umhos/cm	GB	100 mL	65.6256 g	65.6474 g	65.6475 g

Lab Sample ID	Client Sample ID	Method Chain	Basis	Weight3	WeightOne%Diff	WeightTwo%Diff	Weight4OK	Residue	Residue2
MB 460-362112/1		SM 2540C		65.1588 g	Pass No Unit	Pass No Unit	N/A	0 g	-0.0002 g
LCSSRM 460-362112/2		SM 2540C		65.9121 g	Pass No Unit	Pass No Unit	N/A	0.0197 g	0.0197 g
460-111938-A-1 DU		SM 2540C		0 g	Pass No Unit	N/A No Unit	N/A	0.0281 g	0.0279 g
460-111911-D-33	Wa-036	SM 2540C	T	0 g	Pass No Unit	N/A No Unit	N/A	0.0212 g	0.0215 g
460-111911-D-47	Wa-043A	SM 2540C	T	0 g	Pass No Unit	N/A No Unit	N/A	0.0218 g	0.0219 g

Lab Sample ID	Client Sample ID	Method Chain	Basis	Residue3	Residue4	FinalAmount	CalcMsg	WTtdsLCS 00087	
MB 460-362112/1		SM 2540C		-0.0001 g	N/A g	100 mL	OK		
LCSSRM 460-362112/2		SM 2540C		0.02 g	N/A g	100 mL	OK	50 mL	
460-111938-A-1 DU		SM 2540C		N/A g	N/A g	100 mL	OK		
460-111911-D-33	Wa-036	SM 2540C	T	N/A g	N/A g	100 mL	OK		
460-111911-D-47	Wa-043A	SM 2540C	T	N/A g	N/A g	100 mL	OK		

The pound sign (#) in the amount added field denotes that the reagent was used undiluted. All calculations are performed using the stated concentration for this reagent.

GENERAL CHEMISTRY BATCH WORKSHEET

Lab Name: TestAmerica Edison Job No.: 460-111911-1

SDG No.:

Batch Number: 362112 Batch Start Date: 04/12/16 10:40 Batch Analyst: Staib, Patricia L

Batch Method: SM 2540C Batch End Date: 04/14/16 08:10

Batch Notes	
Constant Weight (WT2) Date/Time In	4-13-16@13:54
Constant Weight (WT2) Date/Time Out	4-13-16@14:55
Constant Weight (WT2) Temp In	180C Degrees C
Constant Weight (WT2) Temp Out	180C Degrees C
Uncorrected CW (Wt2) Temp In	179C Degrees C
Uncorrected CW (Wt2) Temp Out	179C Degrees C
Constant Weight (WT3) Date/time In	4-14-16@6:15
Constant Weight (WT3) Date/Time Out	4-14-16@7:22
Constant Weight (WT3) Temp In	180C Degrees C
Constant Weight (WT3) Temp Out	180C Degrees C
Uncorrected CW (Wt3) Temp In	179C Degrees C
Uncorrected CW (Wt3) Temp Out	179C Degrees C
Corrected Temperature in Oven	104 Degrees C
Corrected Temperature out of Oven	104 Degrees C
Date/Time Samples placed in Oven	4-12-16@11:15
Date/Time Samples Removed from Oven	4-13-16@12:15
Filter Paper ID	Whatman 9694830
Nominal Amount Used	100 mL
Oven ID	36221
Oven Temperature Verification	104 Degrees C
Uncorrected In Temperature	107 Degrees C
Uncorrected Out Temperature	107 Degrees C
Weight(WT1) Start Date/Time	4-13-16@12:16
Weight(WT1) Date/Time Out	4-13-16@1318
Weight(WT1) Start Temp	180C Degrees C
Weight(WT1) Temp Out	180C Degrees C
Uncorrected Weight(WT1) Start Temp	179C Degrees C
Uncorrected Weight(WT1) Temp Out	179C Degrees C

The pound sign (#) in the amount added field denotes that the reagent was used undiluted. All calculations are performed using the stated concentration for this reagent.

GENERAL CHEMISTRY BATCH WORKSHEET

Lab Name: TestAmerica Edison Job No.: 460-111911-1

SDG No.:

Batch Number: 362112 Batch Start Date: 04/12/16 10:40 Batch Analyst: Staib, Patricia L

Batch Method: SM 2540C Batch End Date: 04/14/16 08:10

Basis	Basis Description
T	Total/NA

The pound sign (#) in the amount added field denotes that the reagent was used undiluted. All calculations are performed using the stated concentration for this reagent.

Shipping and Receiving Documents

TestAmerica
THE LEADER IN ENVIRONMENTAL TESTING

777 New Durham Road
Edison, New Jersey 08817
Phone: (732) 549-3900 Fax: (732) 549-3679

2.7/3.7° IR6

NO CS

CHAIN OF CUSTODY / ANALYSIS REQUEST

Name (for report and invoice) Brad Musser	Samplers Name (Printed) B. Crossdale	Site/Project Identification Wallace School
Company Pennjersey Env Consultants	P. O. # —	State (Location of site): NJ: [X] NY: [ ] Other:
		Regulatory Program: DKQP: [ ]
Address 744 Milford Warren Glen Rd	Analysis Turnaround Time: Standard [X]	LAB USE ONLY Project No:
City Milford NJ State NJ	Rush Charges Authorized For: 2 Week [ ] 1 Week [ ] Other [ ]	Job No: 111911
Phone 908-224-6060 Fax —		

ANALYSIS REQUESTED (ENTER "X" BELOW TO INDICATE REQUEST)

Sample Identification	Date	Time	Matrix	No. of. Cont.	200.8										Sample Numbers
Wa-001	4/8/16	4:20	DW	1	X										1
Wa-002	↓	4:20	↓	↓	X										2
Wa-003		4:19			X										3
Wa-004		4:21			X										4
~~Wa-005~~ KW					X										—
Wa-006		4:20			X										6
Wa-007		4:25			X										6
Wa-008		5:12			X										7
Wa-009	↓	4:26	↓	↓	X										8
Wa-010		4:26			X										9

Preservation Used: 1 = ICE, 2 = HCl, 3 = H_2SO_4, 4 = HNO_3, 5 = NaOH Soil:
6 = Other _____, 7 = Other _____ Water:

Special Instructions NJ Reduced Deliverable Package

Water Metals Filtered (Yes/No)? _____

Relinquished by	Company	Date / Time	Received by	Company
[signature]	PEC	4/8/16 8:05	1) [signature]	Test America Ed. 4/8/16 0805
Relinquished by 2)	Company	Date / Time	Received by 2)	Company
Relinquished by 3)	Company	Date / Time	Received by 3)	
Relinquished by 4)	Company	Date / Time	Received by 4)	

460-111911 Chain of Custody

Laboratory Certifications: New Jersey (12028), New York (11452), Pennsylvania (68-522), Connecticut (PH-0200), Rhode Island (132). TAL - 0016 (0715)

Massachusetts (M-NJ312), North Carolina (No. 578)

777 New Durham Road
Edison, New Jersey 08817
Phone: (732) 549-3900 Fax: (732) 549-3679

TestAmerica
THE LEADER IN ENVIRONMENTAL TESTING

2.7/3.7° ☒26 NOCS

CHAIN OF CUSTODY / ANALYSIS REQUEST

04/27/2016

Name (for report and invoice) Brad Musser	Samplers Name (Printed) B. Crandal	Site/Project Identification Wallace School
Company PEC	P. O. # —	State (Location of site): NJ: ☒ NY: ☐ Other:
		Regulatory Program: DKQP: ☐
Address 744 Milford Warren Glen Rd	Analysis Turnaround Time: Standard ☒	
City Milford State NJ	Rush Charges Authorized For: 2 Week ☐ 1 Week ☐ Other ☐	
Phone 908-324-6060 Fax —		

ANALYSIS REQUESTED (ENTER "X" BELOW TO INDICATE REQUEST)

LAB USE ONLY
Project No:
Job No: 111911

Sample Identification	Date	Time	Matrix	No. of Cont.	268	Sample Numbers
Wa-011	4/5/16	4:27	DW	1	X	10
Wa-012		4:27			X	11
Wa-013		4:29			X	12
Wa-014		4:32			X	13
Wa-015		4:30			X	14
~~Wa-016~~ DC					X	—
~~Wa-017~~ DC					X	—
Wa-018		5:12			X	15
Wa-019		4:36			X	16
Wa-020		4:36			X	17

Preservation Used: 1 = ICE, 2 = HCl, 3 = H_2SO_4, 4 = HNO_3, 5 = NaOH, 6 = Other _____, 7 = Other _____ Soil: / Water:

Special Instructions NJ Packed Deliverables Package

Water Metals Filtered (Yes/No)? _____

Relinquished by	Company	Date / Time	Received by	Company
1)	PEC	4/6/16 8:45	1)	Test America
2)			2)	
3)			3)	
4)			4)	

4/5/16 0805

Laboratory Certifications: New Jersey (12028), New York (11452), Pennsylvania (68-522), Connecticut (PH-0200), Rhode Island (132). Massachusetts (M-NJ312), North Carolina (No. 578)

TAL - 0016 (0715)

777 New Durham Road
Edison, New Jersey 08817
Phone: (732) 549-3900 Fax: (732) 549-3679

TestAmerica
THE LEADER IN ENVIRONMENTAL TESTING

2.7/3.7° DRG NOS

CHAIN OF CUSTODY / ANALYSIS REQUEST

Name (for report and invoice): Brad Musser	Samplers Name (Printed): B. Crossdale	Site/Project Identification: Wallace School
Company: PEC	P. O. #: —	State (Location of site): NJ: ☒ NY: ☐ Other:
		Regulatory Program: DKQP: ☐
Address: 744 Milford Warren Glen Rd	Analysis Turnaround Time: Standard ☒	LAB USE ONLY Project No:
City: Milford State: NJ	Rush Charges Authorized For: 2 Week ☐ 1 Week ☐ Other ☐	Job No: 111911
Phone: 908-824-6060 Fax: —		

ANALYSIS REQUESTED (ENTER "X" BELOW TO INDICATE REQUEST)

Sample Identification	Date	Time	Matrix	No. of. Cont.	200.8	Sample Numbers
Wa-021	4/8/16	4:33	DW	1	X	18
Wa-022	↓	4:33	↓	↓	X	19
Wa-023	↓	4:40	↓	↓	X	20
Wa-024	↓	4:37	↓	↓	X	21
Wa-025	↓	4:35	↓	↓	X	22
Wa-026	↓	4:38	↓	↓	X	23
Wa-027	↓	4:38	↓	↓	X	24
Wa-028	↓	5:16	↓	↓	X	25
Wa-029	↓	4:42	↓	↓	X	26
Wa-030	↓	4:44	↓	↓	X	27

Preservation Used: 1 = ICE, 2 = HCl, 3 = H_2SO_4, 4 = HNO_3, 5 = NaOH, 6 = Other _____, 7 = Other _____

Soil:
Water:

Special Instructions: NJ Reduced Deliverables Package

Water Metals Filtered (Yes/No)? _____

Relinquished by	Company	Date / Time	Received by	Company
[signature]	PEC	4/8/16 8:05	1) [signature]	Test America
2)			2)	
3)			3)	
4)			4)	

4/8/16 0805

Laboratory Certifications: New Jersey (12028), New York (11452), Pennsylvania (68-522), Connecticut (PH-0200), Rhode Island (132), Massachusetts (M-NJ312), North Carolina (No. 578)

TAL - 0016 (0715)

777 New Durham Road
Edison, New Jersey 08817
Phone: (732) 549-3900 Fax: (732) 549-3679

TestAmerica
THE LEADER IN ENVIRONMENTAL TESTING

27/37° IR6 NOCS

CHAIN OF CUSTODY / ANALYSIS REQUEST

04/27/2016

Name (for report and invoice)	Samplers Name (Printed)	Site/Project Identification
Brad Musser	B. Crossdale	Wallace School
Company: DEC	P. O. # —	State (Location of site): NJ: X NY: Other:
		Regulatory Program: DKQP:
Address: 744 Milford Warren Glen RD	Analysis Turnaround Time: Standard X; Rush Charges Authorized For: 2 Week, 1 Week, Other	LAB USE ONLY Project No:
City: Milford State: NJ		Job No: 111911
Phone: 908-334-6060 Fax: —		Sample Numbers

Sample Identification	Date	Time	Matrix	No. of Cont.	200.8	Langelier Index									Sample Numbers
Wa-031	4/8/16	5:09	DW	1	X										28
Wa-032		5:17			X										29
Wa-033		5:13			X										30
Wa-034		5:00			X										31
Wa-035		4:45			X										32
Wa-036		5:20		4	X	X									33
Wa-037		5:16		1	X										34
Wa-038		5:05			X										35
Wa-039		5:10			X										36
Wa-040		5:35			X										37

Preservation Used: 1 = ICE, 2 = HCl, 3 = H_2SO_4, 4 = HNO_3, 5 = NaOH, 6 = Other _____, 7 = Other _____ — Soil: / Water:

Special Instructions NJ Reduced Deliverables Package — Water Metals Filtered (Yes/No)? _____

Relinquished by	Company	Date / Time	Received by	Company
1)		4/8/16 1605	1)	Test America
Relinquished by 2)	Company	Date / Time	Received by 2)	Company
Relinquished by 3)	Company	Date / Time	Received by 3)	Company
Relinquished by 4)	Company	Date / Time	Received by 4)	Company

4/8/16 1605

Laboratory Certifications: New Jersey (12028), New York (11452), Pennsylvania (68-522), Connecticut (PH-0200), Rhode Island (132). TAL - 0016 (0715)

Massachusetts (M-NJ312), North Carolina (No. 578)

TestAmerica
THE LEADER IN ENVIRONMENTAL TESTING

777 New Durham Road
Edison, New Jersey 08817
Phone: (732) 549-3900 Fax: (732) 549-3679

2-7/3-7 IRG NCS

CHAIN OF CUSTODY / ANALYSIS REQUEST

Name (for report and invoice) Brad Musser	Samplers Name (Printed) B. Crossdale	Site/Project Identification Wallace School
Company PEC	P. O. # —	State (Location of site): NJ: ☒ NY: ☐ Other:
		Regulatory Program: DKQP: ☐
Address 744 Milford Warren Glen Rd	Analysis Turnaround Time: Standard ☒	LAB USE ONLY Project No:
City Milford State NJ	Rush Charges Authorized For: 2 Week ☐ 1 Week ☐ Other ☐	Job No: 111911
Phone 908-324-6000 Fax —		

ANALYSIS REQUESTED (ENTER "X" BELOW TO INDICATE REQUEST)

Sample Identification	Date	Time	Matrix	No. of. Cont.	200.8										Sample Numbers
Wa-041	4/8/16	5:40	DW	1	X										38
Wa-042	↓	5:34	↓	↓	X										39
Wa-043	↓	4:34	↓	↓	X										40
Wa-044	↓	5:40	↓	↓	X										41
Wa-045	↓	5:40	↓	↓	X										42
Wa-046	↓	5:42	↓	↓	X										43
Wa-047	↓	5:42	↓	↓	X										44
~~Wa-048~~ KV					X										—
~~Wa-049~~ KV					X										—
~~Wa-050~~ KV					X										—

Preservation Used: 1 = ICE, 2 = HCl, 3 = H_2SO_4, 4 = HNO_3, 5 = NaOH
6 = Other _____, 7 = Other _____

Soil:
Water:

Special Instructions NJ Related Deliverables Package

Water Metals Filtered (Yes/No)? _____

Relinquished by	Company	Date / Time	Received by	Company
[signature]	PEC	4/8/16 | 8:03	1) [signature]	Test America
Relinquished by 2)	Company	Date / Time	Received by 2)	Company
Relinquished by 3)	Company	Date / Time	Received by 3)	Company
Relinquished by 4)	Company	Date / Time	Received by 4)	Company

4/8/16 0805

Laboratory Certifications: New Jersey (12028), New York (11452), Pennsylvania (68-522), Connecticut (PH-0200), Rhode Island (132). Massachusetts (M-NJ312), North Carolina (No. 578)

TAL - 0016 (0715)

777 New Durham Road
Edison, New Jersey 08817
Phone: (732) 549-3900 Fax: (732) 549-3679

TestAmerica
THE LEADER IN ENVIRONMENTAL TESTING

2-7/3.7° SR6 NOC

CHAIN OF CUSTODY / ANALYSIS REQUEST

Name (for report and invoice) Brad Musser	Samplers Name (Printed) D. Crossdale	Site/Project Identification Wallace School
Company Pennjersey Environmental Consulting	P. O. # —	State (Location of site): NJ: X NY: ☐ Other:
Address 744 Milford Warren Glen Road	Analysis Turnaround Time: Standard ☒	Regulatory Program: DKQP: ☐
City Milford State NJ	Rush Charges Authorized For: 2 Week ☐ 1 Week ☐ Other ☐	LAB USE ONLY Project No:
Phone (908) 329-6060 Fax —		Job No: 111911

Sample Identification	Date	Time	Matrix	No. of Cont.	200.8										Sample Numbers
DUP-004	4/8/16	—	DW	1	X										4/6
FB20160408	↓	6:00	AQ	1	X										4/6

Preservation Used: 1 = ICE, 2 = HCl, 3 = H_2SO_4, 4 = HNO_3, 5 = NaOH — Soil: / Water:

6 = Other _____, 7 = Other _____

Special Instructions: NJDEP Reduced Deliverables Package — Water Metals Filtered (Yes/No)? _____

Relinquished by	Company	Date / Time	Received by	Company
1)		4/8/16	1)	TEA American
Relinquished by 2)	Company	Date / Time	Received by 2)	Company
Relinquished by 3)	Company	Date / Time	Received by 3)	Company
Relinquished by 4)	Company	Date / Time	Received by 4)	Company

4/8/16 0805

Laboratory Certifications: New Jersey (12028), New York (11452), Pennsylvania (68-522), Connecticut (PH-0200), Rhode Island (132).

Massachusetts (M-NJ312), North Carolina (No. 578)

TAL - 0016 (0715)

04/27/2016

TestAmerica Edison
Receipt Temperature and pH Log

Job Number: 111911

Number of Coolers: 1 IR Gun #: 6

Cooler Temperatures

	RAW	CORRECTED		RAW	CORRECTED		RAW	CORRECTED
Cooler #1:	2.7 °C	3.1 °C	Cooler #4:	°C	°C	Cooler #7:	°C	°C
Cooler #2:	°C	°C	Cooler #5:	°C	°C	Cooler #8:	°C	°C
Cooler #3:	°C	°C	Cooler #6:	°C	°C	Cooler #9:	°C	°C

TALS Sample Number	Ammonia (pH<2)	COD (pH<2)	Nitrate Nitrite (pH<2)	Metals* (pH<2)	Hardness (pH<2)	Pest (pH 5-9)	EPH or QAM (pH<2)	Phenols (pH<2)	Sulfide (pH>9)	TKN (pH<2)	TOC (pH<2)	Total Cyanide (pH>12)	Total Phos (pH<2)	Other	Other
1				<2											
2				<2											
3				<2											
4				<2											
5				<2											
6				<2											
7				<2											
8				<2											
9				<2											
10				<2											
11				<2											
12				<2											
13				<2											

If pH adjustments are required record the information below:

Sample No(s). adjusted: _____

Preservative Name/Conc.: _____ Volume of Preservative used (ml): _____

Lot # of Preservative(s): _____ Expiration Date: _____

The appropriate Project Manager and Department Manager should be notified about the samples which were pH adjusted.

** Samples for Metal analysis which are out of compliance must be acidified at least 24 hours prior to analysis.*

Initials: GY Date: 9/11/16

04/27/2016

TestAmerica Edison
Receipt Temperature and pH Log

Job Number: 111911

Number of Coolers: _____ IR Gun #: _____

Cooler Temperatures

	RAW	CORRECTED		RAW	CORRECTED		RAW	CORRECTED
Cooler #1:	°C	°C	Cooler #4:	°C	°C	Cooler #7:	°C	°C
Cooler #2:	°C	°C	Cooler #5:	°C	°C	Cooler #8:	°C	°C
Cooler #3:	°C	°C	Cooler #6:	°C	°C	Cooler #9:	°C	°C

TALS Sample Number	Ammonia (pH<2)	COD (pH<2)	Nitrate Nitrite (pH<2)	Metals* (pH<2)	Hardness (pH<2)	Pest (pH 5-9)	EPH or QAM (pH<2)	Phenols (pH<2)	Sulfide (pH>9)	TKN (pH<2)	TOC (pH<2)	Total Cyanide (pH>12)	Total Phos (pH<2)	Other	Other
14				<2											
15				<2											
16				<2											
17				<2											
18				<2											
19				<2											
20				<2											
21				<2											
22				<2											
23				<2											
24				<2											
25				<2											
26				<2											

If pH adjustments are required record the information below:

Sample No(s). adjusted: _____

Preservative Name/Conc.: _____ Volume of Preservative used (ml): _____

Lot # of Preservative(s): _____ Expiration Date: _____

The appropriate Project Manager and Department Manager should be notified about the samples which were pH adjusted.

** Samples for Metal analysis which are out of compliance must be acidified at least 24 hours prior to analysis.*

Initials: _____ Date: 9/12/16

04/27/2016

TestAmerica Edison
Receipt Temperature and pH Log

Job Number: 111911

Number of Coolers: ____ IR Gun #: ____

Cooler Temperatures

	RAW	CORRECTED		RAW	CORRECTED		RAW	CORRECTED
Cooler #1:	°C	°C	Cooler #4:	°C	°C	Cooler #7:	°C	°C
Cooler #2:	°C	°C	Cooler #5:	°C	°C	Cooler #8:	°C	°C
Cooler #3:	°C	°C	Cooler #6:	°C	°C	Cooler #9:	°C	°C

TALS Sample Number	Ammonia (pH<2)	COD (pH<2)	Nitrate Nitrite (pH<2)	Metals* (pH<2)	Hardness (pH<2)	Pest (pH 5-9)	EPH or QAM (pH<2)	Phenols (pH<2)	Sulfide (pH>9)	TKN (pH<2)	TOC (pH<2)	Total Cyanide (pH>12)	Total Phos (pH<2)	Other	Other
27				<2											
28				<2											
29				<2											
30				<2											
31				<2											
32				<2											
33				<2											
34				<2											
35				<2											
36				<2											
37				<2											
38				<2											
39				<2											

If pH adjustments are required record the information below:

Sample No(s). adjusted: _____

Preservative Name/Conc.: _____ Volume of Preservative used (ml): _____

Lot # of Preservative(s): _____ Expiration Date: _____

The appropriate Project Manager and Department Manager should be notified about the samples which were pH adjusted.

** Samples for Metal analysis which are out of compliance must be acidified at least 24 hours prior to analysis.*

EDS-WI-038, Rev 4, 06/09/2014

Initials: [illegible]

Date: 4/11/16

04/27/2016

TestAmerica Edison
Receipt Temperature and pH Log

Job Number: 111911

Number of Coolers: _____ IR Gun #: _____

Cooler Temperatures

	RAW	CORRECTED		RAW	CORRECTED		RAW	CORRECTED
Cooler #1	°C	°C	Cooler #4	°C	°C	Cooler #7	°C	°C
Cooler #2	°C	°C	Cooler #5	°C	°C	Cooler #8	°C	°C
Cooler #3	°C	°C	Cooler #6	°C	°C	Cooler #9	°C	°C

TALS Sample Number	Ammonia (pH<2)	COD (pH<2)	Nitrate Nitrite (pH<2)	Metals* (pH<2)	Hardness (pH<2)	Pest (pH 5-9)	EPH or QAM (pH<2)	Phenols (pH<2)	Sulfide (pH>9)	TKN (pH<2)	TOC (pH<2)	Total Cyanide (pH>12)	Total Phos (pH<2)	Other	Other
40				<2											
41				<2											
42				<2											
43				<2											
44				<2											
45				<2											
46				<2											
47				<2											

If pH adjustments are required record the information below:

Sample No(s). adjusted: _____

Preservative Name/Conc.: _____ Volume of Preservative used (ml): _____

Lot # of Preservative(s): _____ Expiration Date: _____

The appropriate Project Manager and Department Manager should be notified about the samples which were pH adjusted.

** Samples for Metal analysis which are out of compliance must be acidified at least 24 hours prior to analysis.*

Initials: _____ Date: 9/11/16

04/27/2016

Login Sample Receipt Checklist

Client: Pennjersey Environmental Consulting

Job Number: 460-111911-1

Login Number: 111911
List Number: 1
Creator: Meyers, Gary

List Source: TestAmerica Edison

Question	Answer	Comment
Radioactivity wasn't checked or is </= background as measured by a survey meter.	N/A	
The cooler's custody seal, if present, is intact.	N/A	Not present
Sample custody seals, if present, are intact.	True	
The cooler or samples do not appear to have been compromised or tampered with.	True	
Samples were received on ice.	True	
Cooler Temperature is acceptable.	True	
Cooler Temperature is recorded.	True	3.7 ° C IR #6
COC is present.	True	
COC is filled out in ink and legible.	True	
COC is filled out with all pertinent information.	True	
Is the Field Sampler's name present on COC?	True	
There are no discrepancies between the containers received and the COC.	True	
Samples are received within Holding Time (excluding tests with immediate HTs)	True	
Sample containers have legible labels.	True	
Containers are not broken or leaking.	True	
Sample collection date/times are provided.	True	
Appropriate sample containers are used.	True	
Sample bottles are completely filled.	True	
Sample Preservation Verified.	True	
There is sufficient vol. for all requested analyses, incl. any requested MS/MSDs	True	
Containers requiring zero headspace have no headspace or bubble is <6mm (1/4").	True	
Multiphasic samples are not present.	True	
Samples do not require splitting or compositing.	True	
Residual Chlorine Checked.	True	